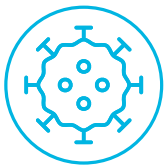
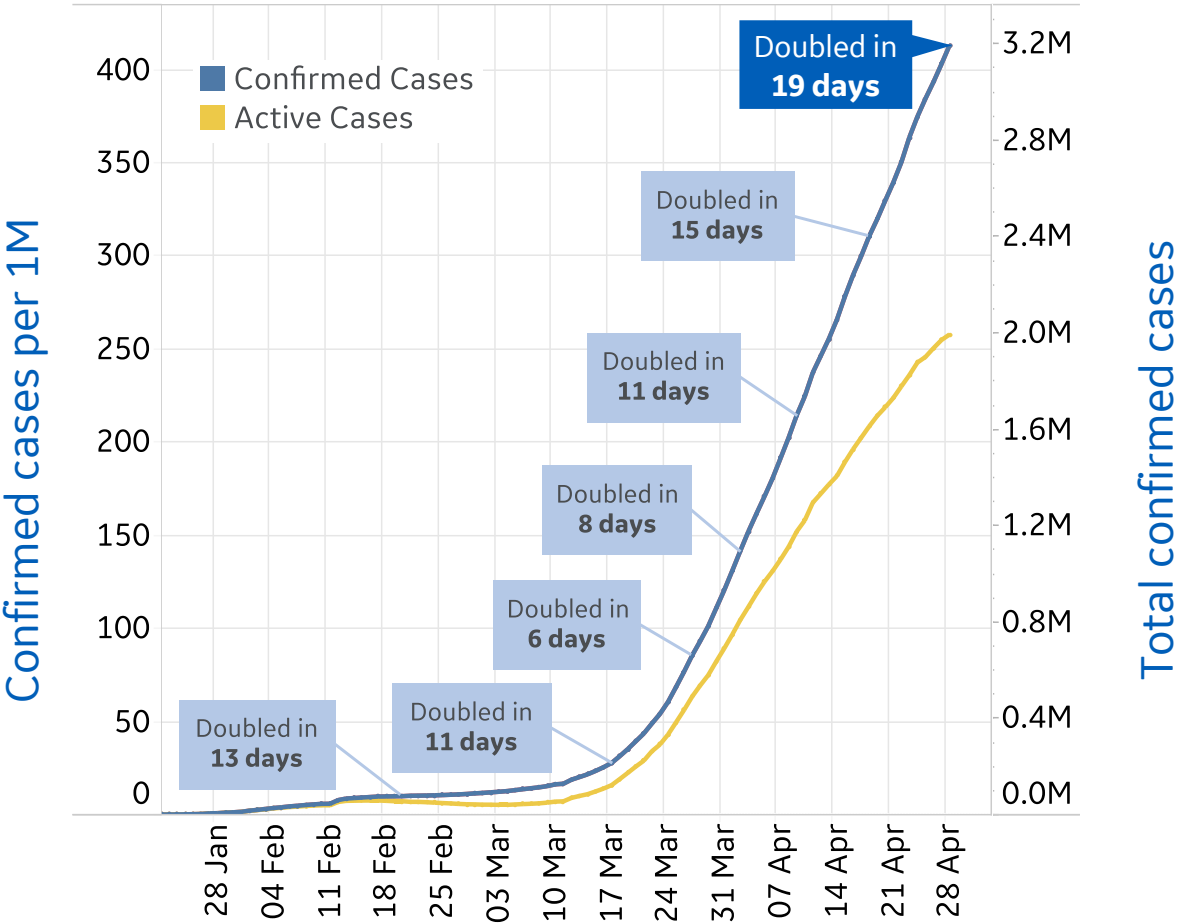


Global Confirmed & Active Cases

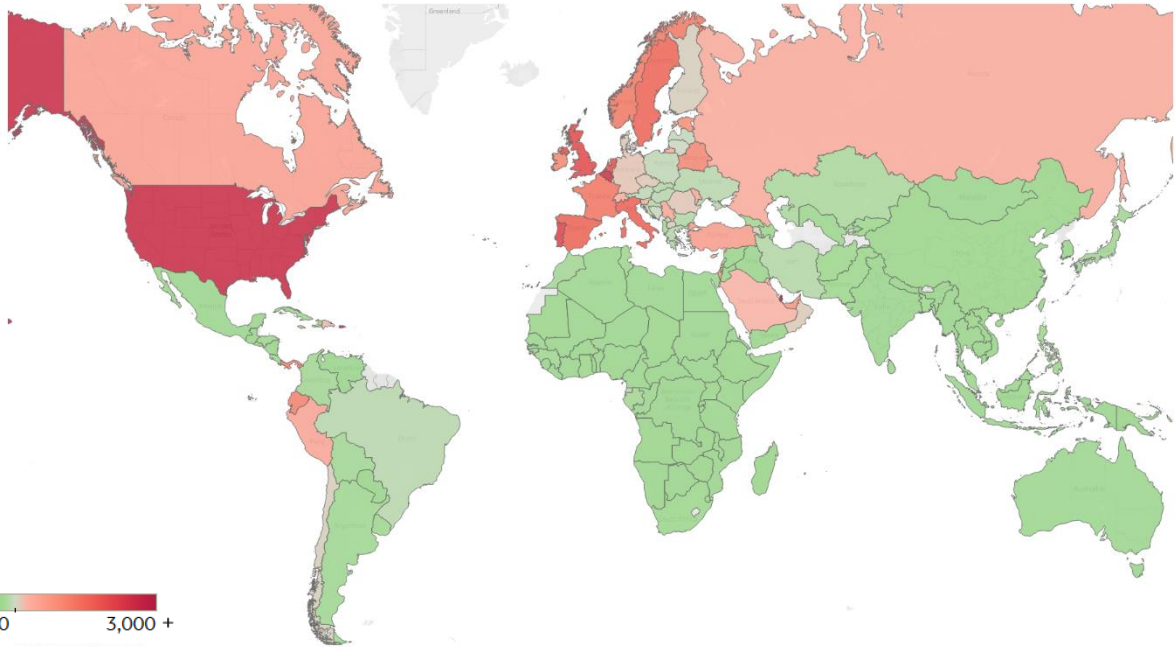


Trend since 22 Jan



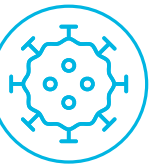
Today per 1M

Active cases = Confirmed – Recovered – Deaths



Per 1M:	Today	Change
Active Cases	258	+1%
Confirmed	10 new	+2%
Deaths	1 new	+5%
Recovered	6 new	+5%

Global Summary



Volume

	Active Cases	Today			Total since 22 Jan		
		Confirmed	Deaths	Recovered	Confirmed Cases	Total Deaths	Total Recovered
US	858,222	27,327	2,612	4,784	1,039,909	60,967	120,720
UK	139,418	4,091	4,421	44	166,441	26,166	857
Italy	104,657	2,086	323	2,311	203,591	27,682	71,252
France	93,304	N/A	427	1,343	166,543	24,121	49,118
Russia	88,141	5,841	105	1,830	99,399	972	10,286
Spain	79,695	4,771	453	9,026	236,899	24,275	132,929
Turkey	70,468	2,936	89	5,231	117,589	3,081	44,040
Brazil	40,040	6,450	430	1,588	79,685	5,513	34,132
Germany	34,672	1,627	153	3,000	161,539	6,467	120,400
Netherlands	34,152	386	145	2	38,998	4,727	119
Canada	29,383	1,715	172	1,096	52,865	3,155	20,327
Belgium	29,075	525	170	340	47,859	7,501	11,283
Ecuador	22,235	417	12	0	24,675	883	1,557
Portugal	22,062	183	25	81	24,505	973	1,470
Saudi Arabia	18,292	1,325	5	169	21,402	157	2,953
Sweden	16,835	681	107	0	20,302	2,462	1,005
Singapore	14,439	690	0	60	15,641	14	1,188
Iran	13,909	1,073	80	1,352	93,657	5,957	73,791
Qatar	11,311	643	0	109	12,564	10	1,243
Japan	11,114	159	19	469	13,895	413	2,368
UAE	9,502	549	9	148	11,929	98	2,329
Norway	7,471	50	1	0	7,710	207	32
Israel	7,386	106	5	487	15,834	215	8,233
Panama	5,673	357	11	72	6,378	178	527
Total World	1,993,529	77,488	10,485	44,061	3,193,886	227,638	972,719

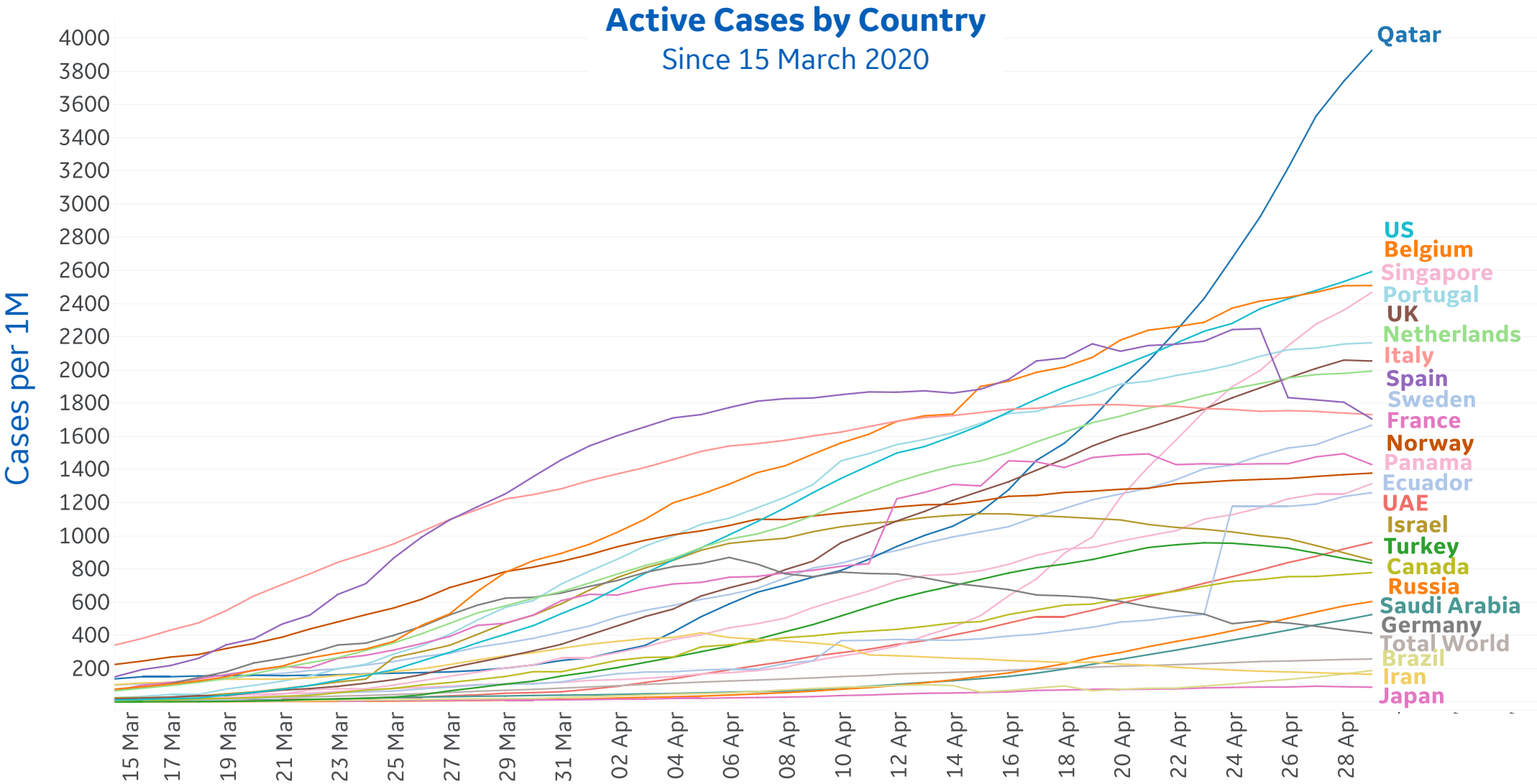
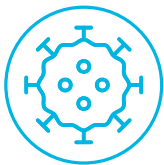
Since 25 Apr, reported recoveries have increased 23% **Worldwide**

Per 1M

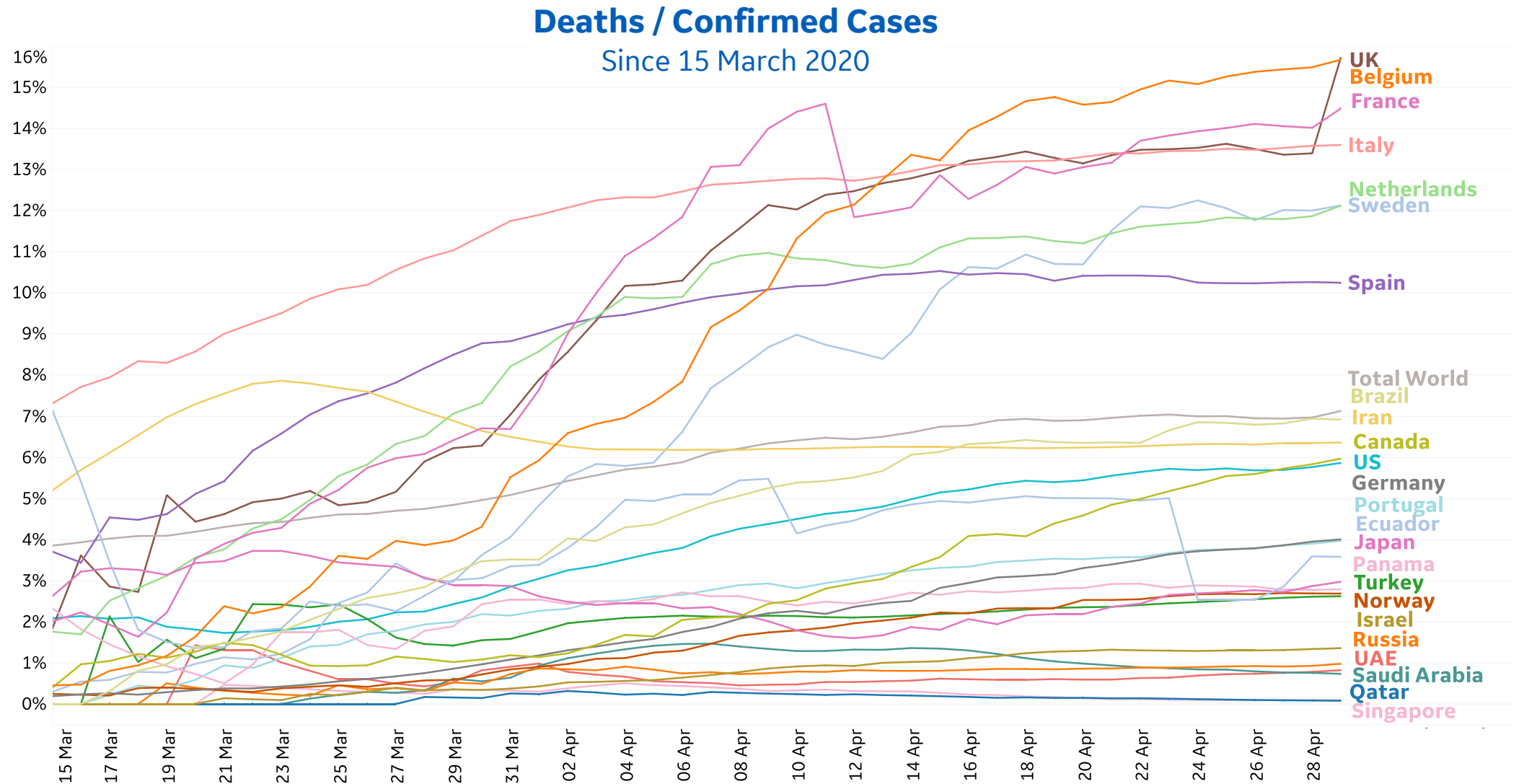
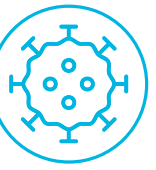
	Active Cases	Today			Total since 22 Jan		
		Confirmed	Deaths	Recovered	Confirmed Cases	Total Deaths	Total Recovered
Qatar	3,926	223	0	38	4,361	3	431
US	2,593	83	8	14	3,142	184	365
Belgium	2,509	45	15	29	4,129	647	974
Singapore	2,468	118	0	10	2,674	2	203
Portugal	2,164	18	2	8	2,403	95	144
UK	2,054	60	65	1	2,452	385	13
Netherlands	1,993	23	8	0	2,276	276	7
Italy	1,731	35	5	38	3,367	458	1,178
Spain	1,705	102	10	193	5,067	519	2,843
Sweden	1,667	67	11	0	2,010	244	100
France	1,429	N/A	7	21	2,551	370	752
Norway	1,378	9	0	0	1,422	38	6
Panama	1,315	83	3	17	1,478	41	122
Ecuador	1,260	24	1	0	1,399	50	88
UAE	961	56	1	15	1,206	10	235
Israel	853	12	1	56	1,829	25	951
Turkey	836	35	1	62	1,394	37	522
Canada	779	45	5	29	1,401	84	539
Russia	604	40	1	13	681	7	70
Saudi Arabia	525	38	0	5	615	5	85
Germany	414	19	2	36	1,928	77	1,437
Brazil	188	30	2	7	375	26	161
Iran	166	13	1	16	1,115	71	879
Japan	88	1	0	4	110	3	19
Total World	258	10	1	6	413	29	126

Reported recovered cases in **Spain** have increased 55% since 23 Apr

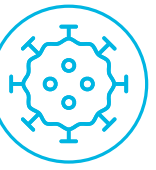
Trends in Active Cases



Fatality Rate over time by Country

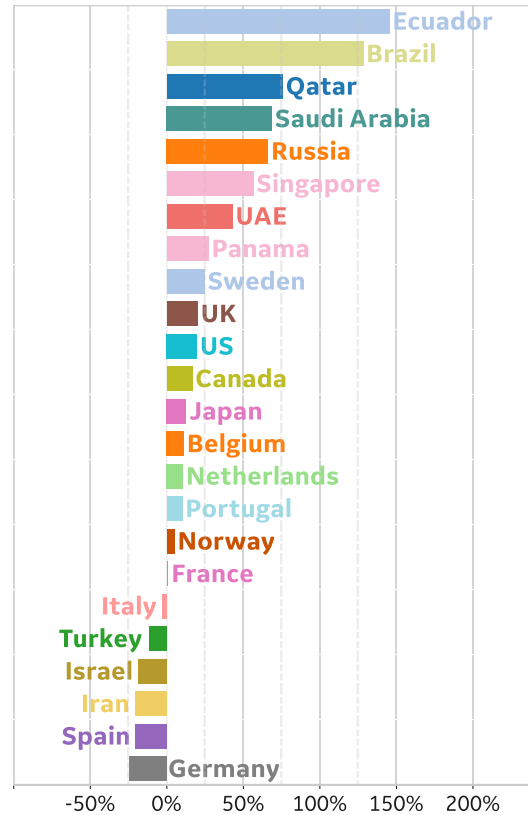


Percent Change in Case Volume by Country

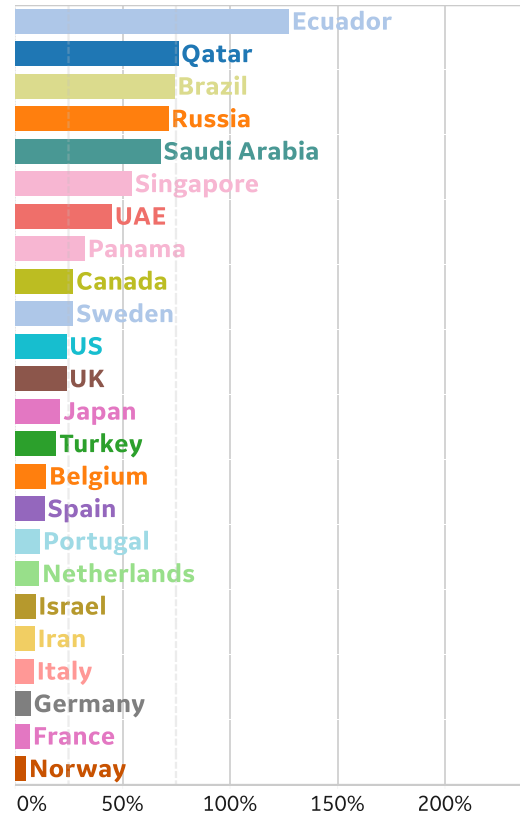


Over Previous 7 days

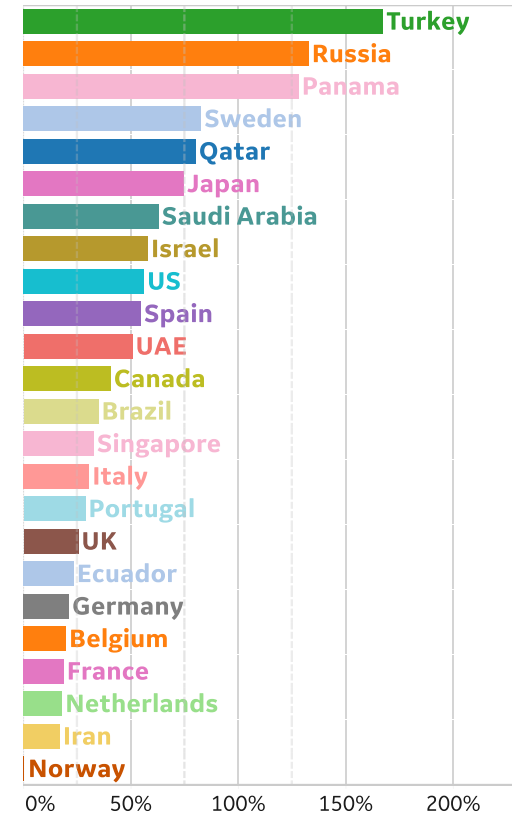
Active Cases



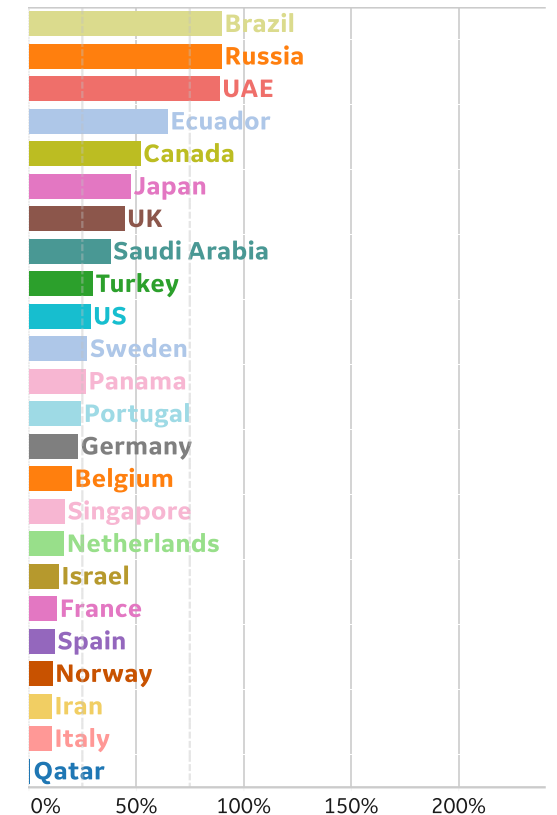
Confirmed Cases



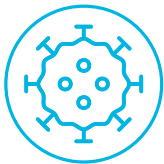
Reported Recoveries



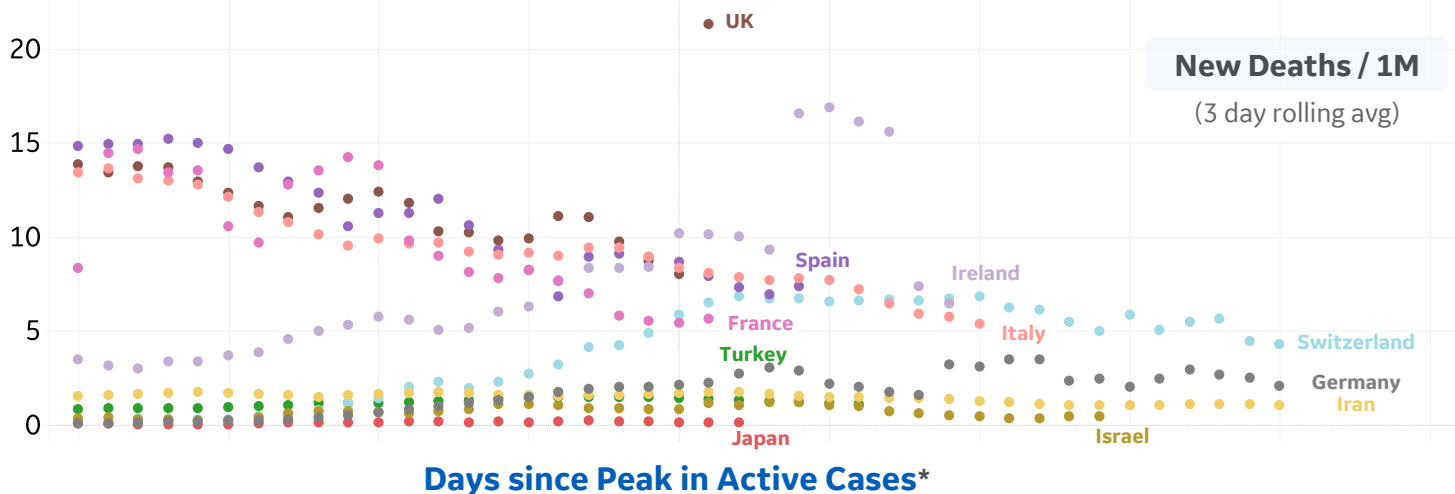
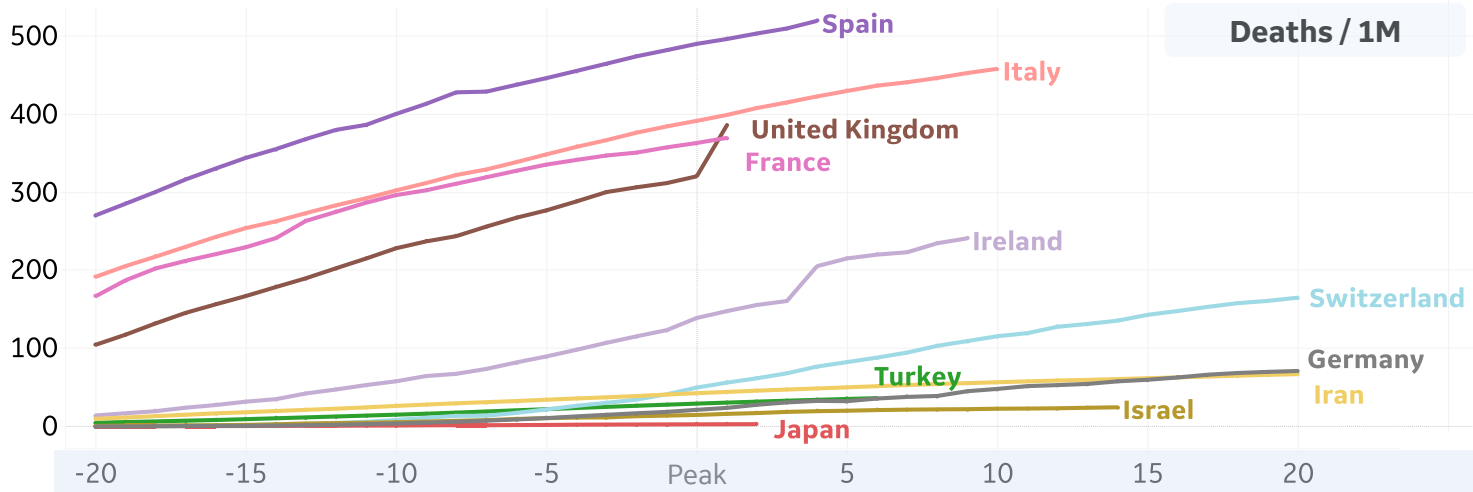
Reported Deaths



Feature: Fatalities in Post-Peak Countries



Top 11 Post-Peak Countries

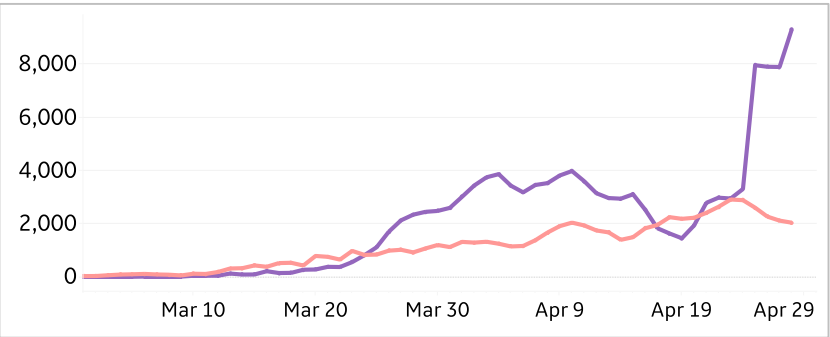


Days since Peak in Active Cases*

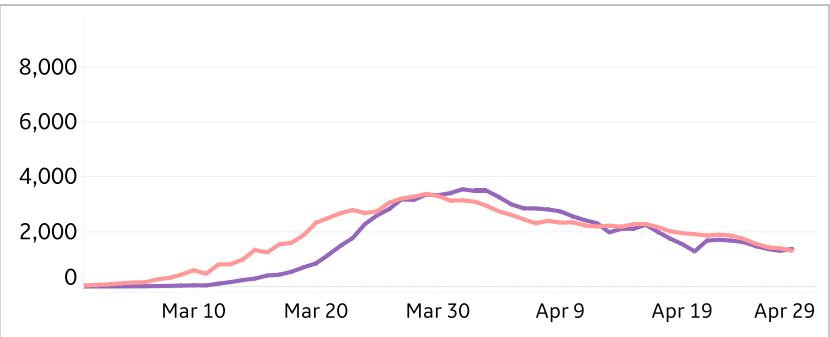
*Peak = highest point in active cases, followed by decrease in active cases for at least 2 days

Daily new deaths decrease in most countries post-peak in Active Cases

New Recoveries (3 day rolling avg): Spain and Italy



New Deaths (3 day rolling avg): Spain and Italy



Europe & Middle East

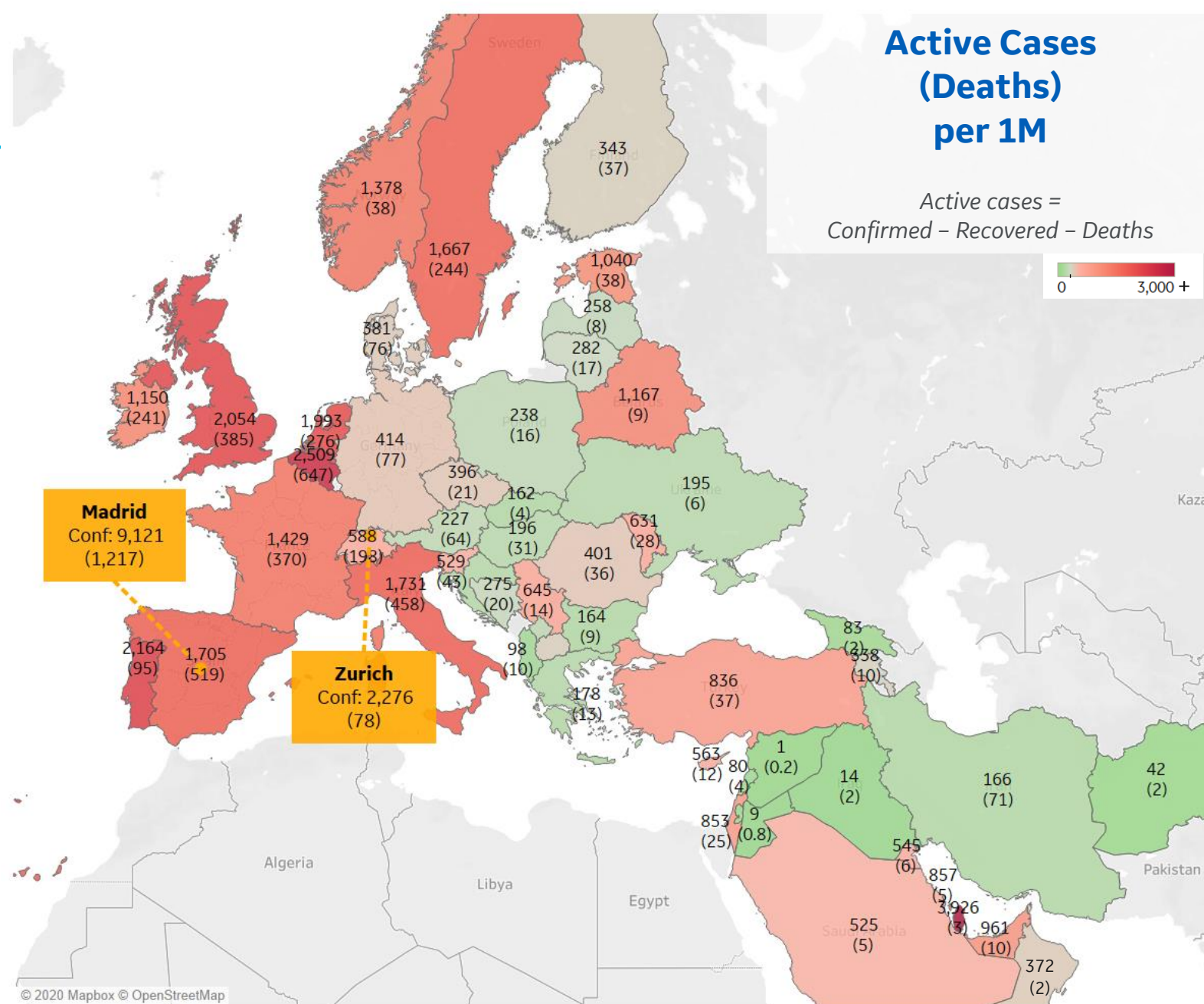
Per 1M in Region

	Today	Change
Active Cases	811	-2%
Confirmed	24 new	+2%
Deaths	7 new	+5%
Recovered	31 new	+5%

Most Active Cases per 1M

Qatar	3,926
Belgium	2,509
Portugal	2,164
UK	2,054
Netherlands	1,993
Italy	1,731
Spain	1,705
Sweden	1,667
France	1,429
Norway	1,378

* Excludes regions with population < 1M



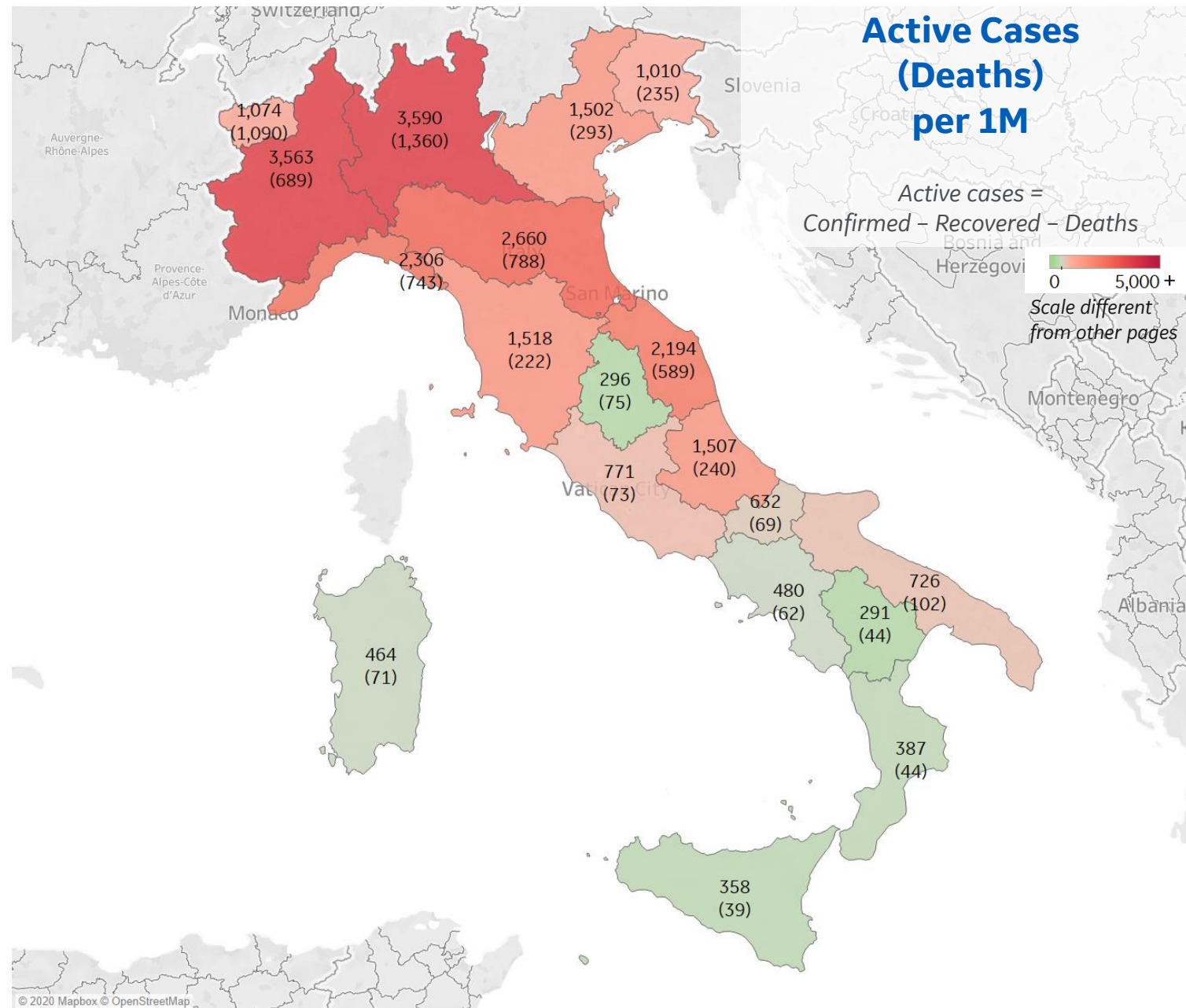
Italy

Per 1M in Region

	Today	Change
Active Cases	1,731	-1%
Confirmed	35 new	+2%
Deaths	5 new	+5%
Recovered	38 new	+5%

Most Active Cases per 1M

Lombardia	3,590
Piemonte	3,563
Emilia-Romagna	2,660
Liguria	2,306
Marche	2,194
Toscana	1,518
Abruzzo	1,507
Veneto	1,502
Trentino-Alto Adi..	1,364
Valle d'Aosta	1,074



UK & Ireland

Per 1M in Region

	Today	Change
Active Cases	1,992	-3%
Confirmed	61 new	+2%
Deaths	61 new	+19%
Recovered	58 new	+42%

Most Active Cases per 1M

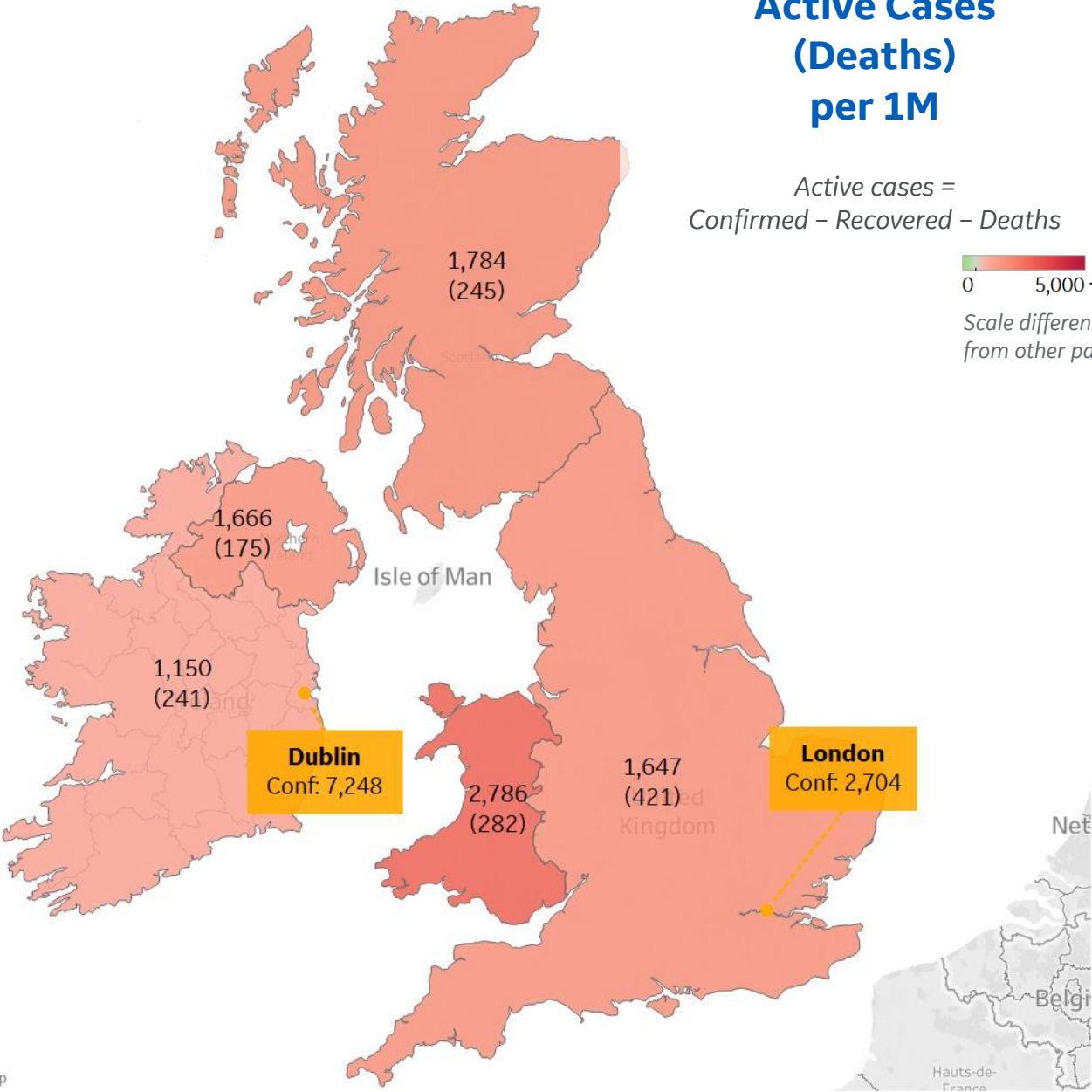
Wales	2,786
Scotland	1,784
Northern Ireland	1,666
England	1,647
Ireland	1,150

Active Cases (Deaths) per 1M

Active cases =
Confirmed - Recovered - Deaths

0 5,000 +

Scale different
from other pages



© 2020 Mapbox © OpenStreetMap

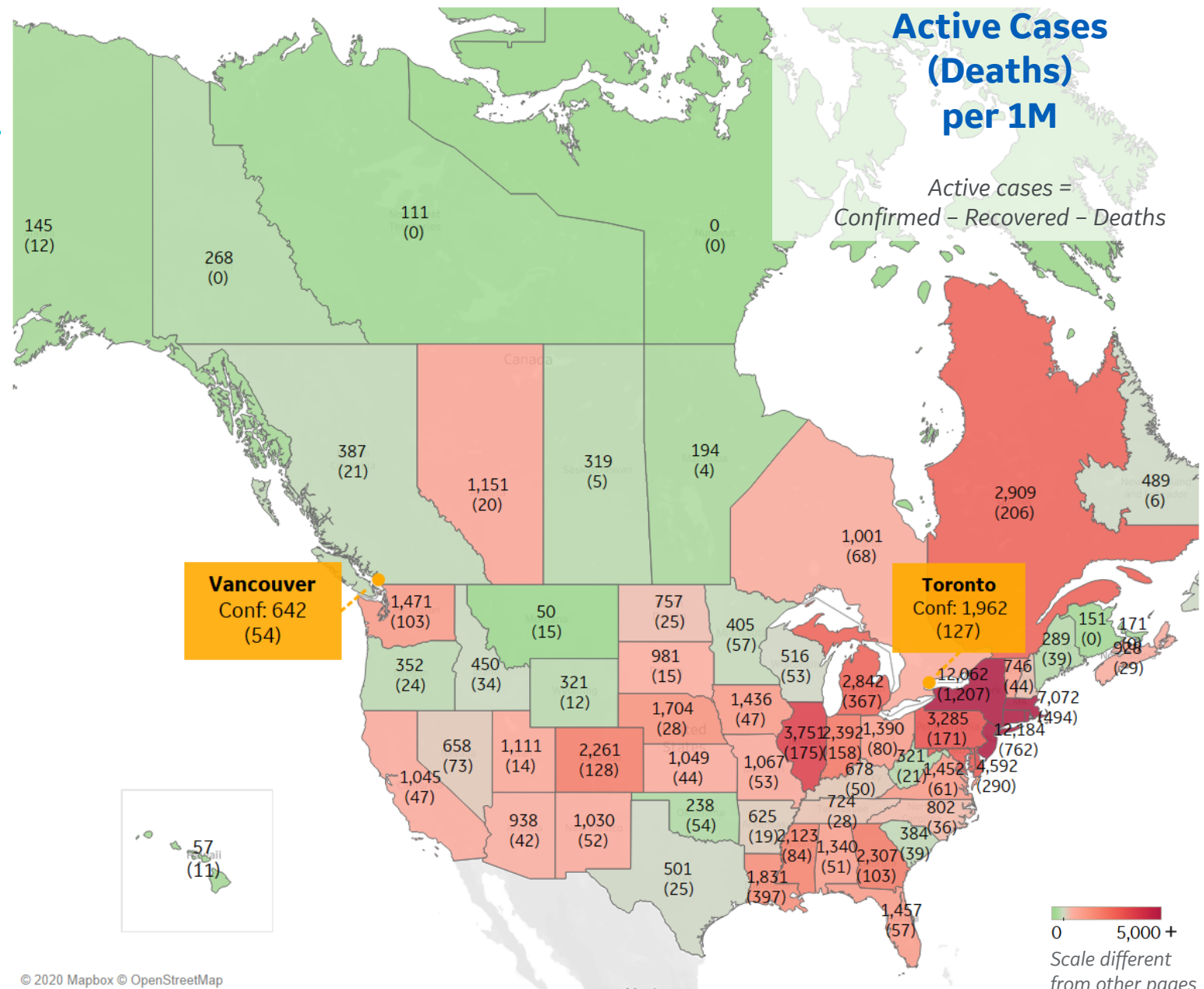
US & Canada

Per 1M in Region

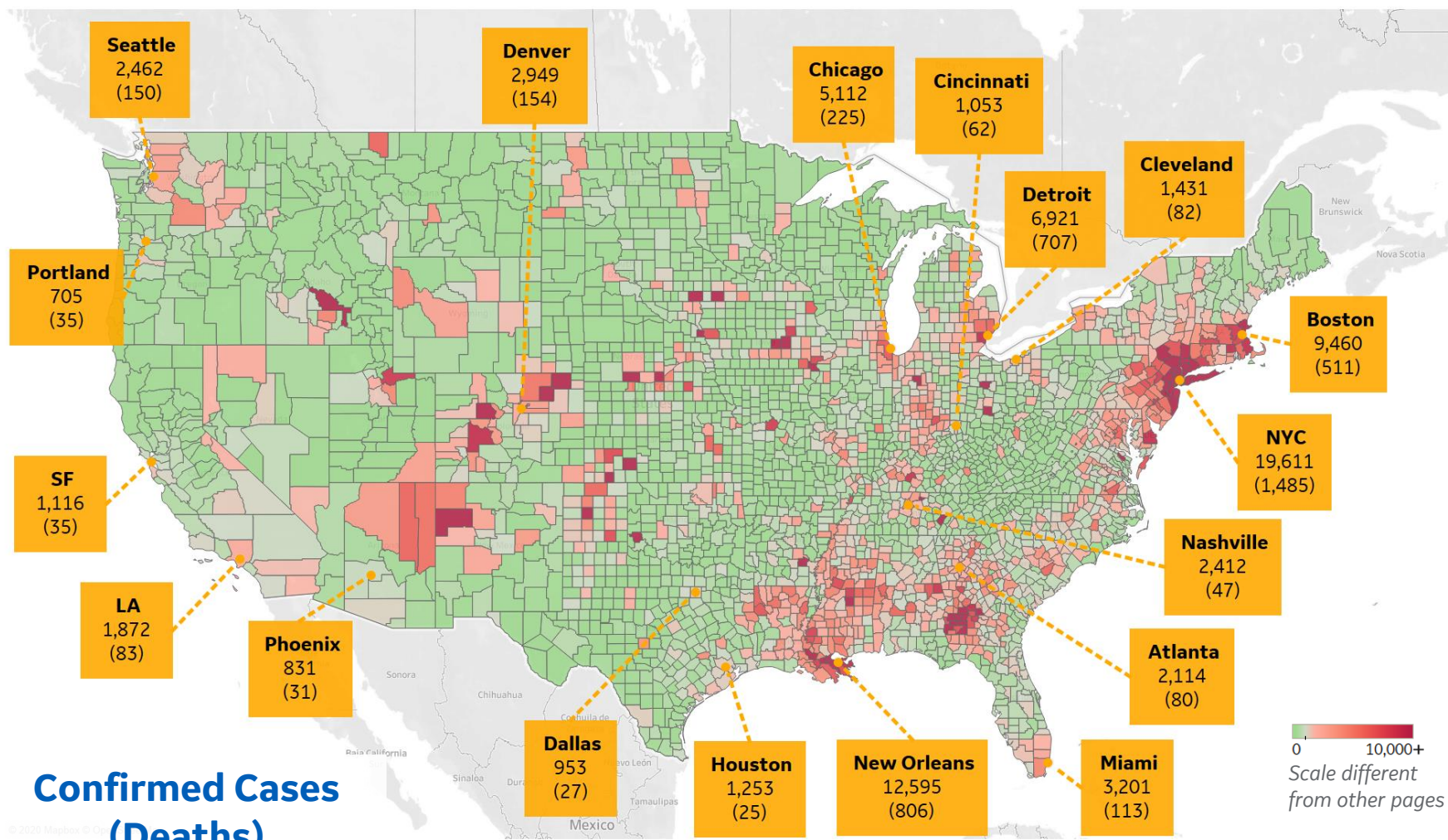
	Today	Change
Active Cases	2,407	+2%
Confirmed	79 new	+3%
Deaths	8 new	+5%
Recovered	16 new	+4%

Most Active Cases per 1M

New Jersey	12,184
New York	12,062
Rhode Island	7,225
Massachusetts	7,072
Connecticut	6,776
DC	4,592
Illinois	3,751
Pennsylvania	3,285
Michigan	2,842
Louisiana	1,831



US by County & Metro Area



Top 10 Northeast Counties

Confirmed Cases per 1M

Rockland County, NY	35,563
Westchester County, NY	29,587
Nassau County, NY	26,166
Passaic County, NJ	24,281
Suffolk County, NY	22,528
Union County, NJ	22,253
Orange County, NY	22,050
Hudson County, NJ	21,708
New York City*	19,773
Essex County, NJ	16,828

Top 10 Other US Counties

Confirmed Cases per 1M

Orleans Parish, LA	16,455
Jefferson Parish, LA	14,273
Wayne County, MI	9,429
Cook County, IL	6,773
Prince George's County, MD	6,310
Macomb County, MI	6,213
District of Columbia, DC	5,818
Oakland County, MI	5,693
Marion County, IN	5,489
Weld County, CO	5,251

Note: Includes counties ≥ 250K population

* New York City counties aggregated into one reporting area

Oceania

Per 1M in Region

	Today	Change
Active Cases	37	-4%
Confirmed	0.3 new	+0.1%
Deaths	0.06 new	+2%
Recovered	2 new	+1%

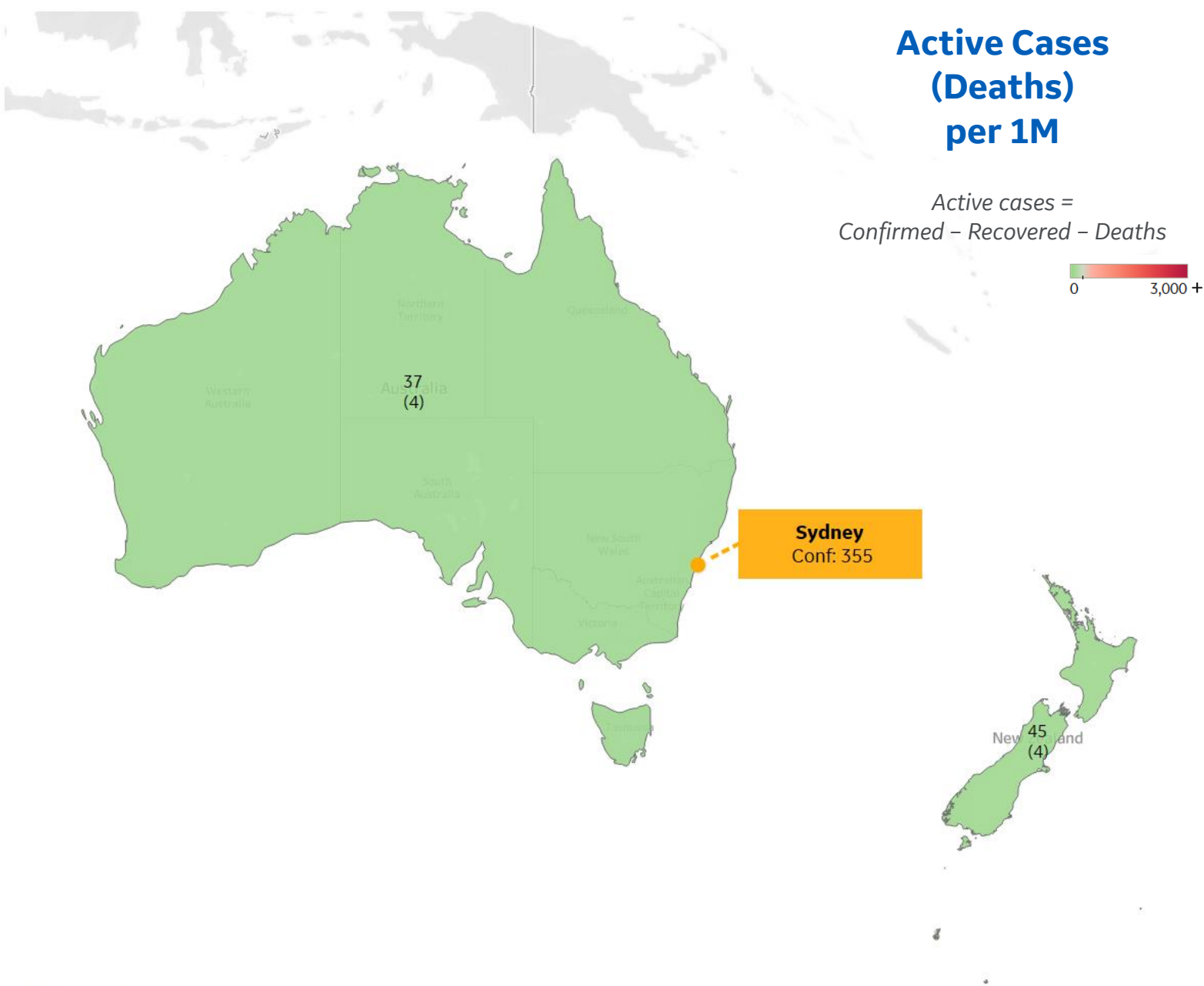
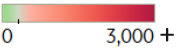
Most Active Cases per 1M

New Zealand	45
Australia	37

* Excludes regions with population < 1M

Active Cases (Deaths) per 1M

Active cases =
Confirmed - Recovered - Deaths



© 2020 Mapbox © OpenStreetMap

Latin & South America

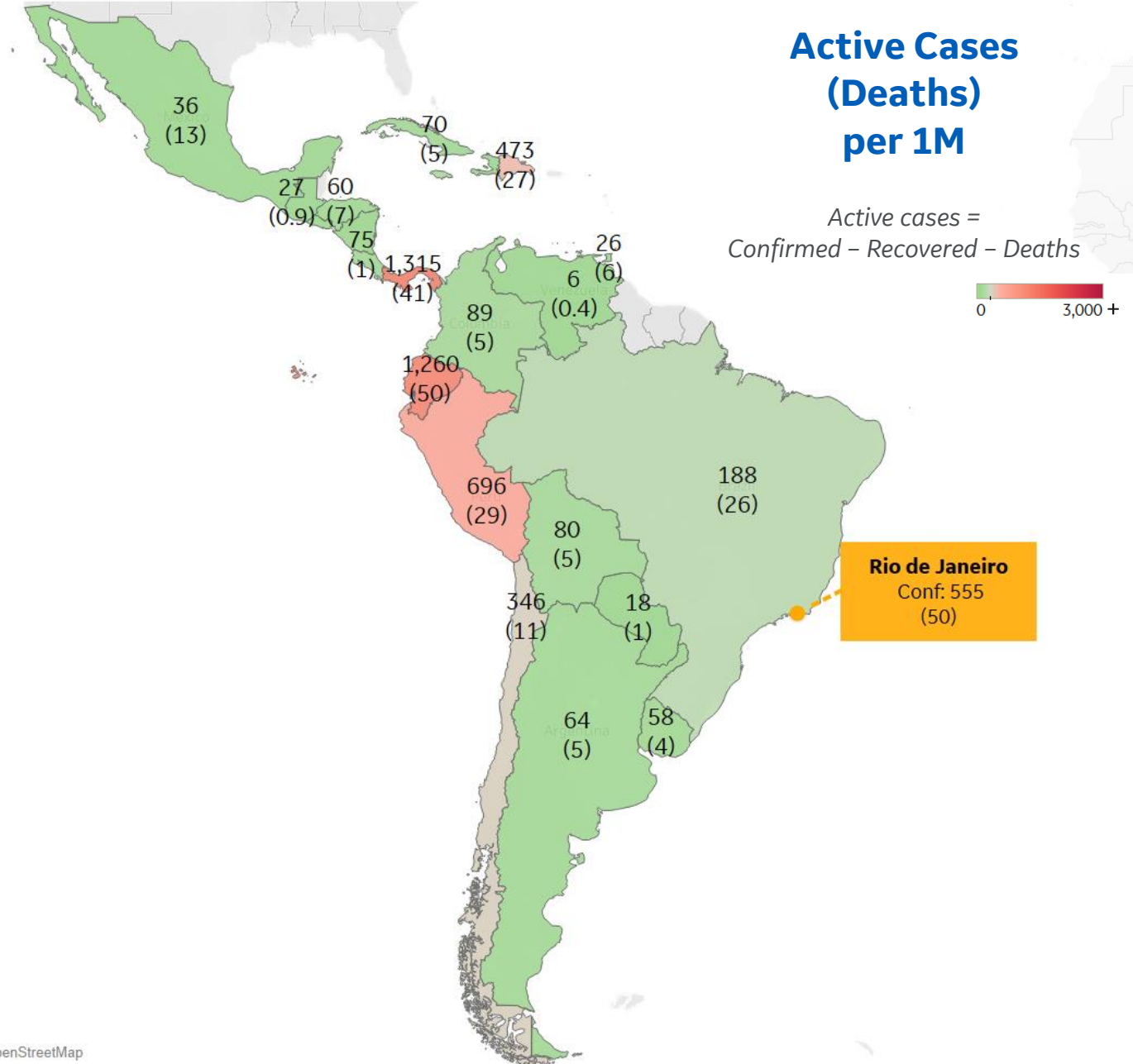
Per 1M in Region

	Today	Change
Active Cases	184	+8%
Confirmed	19 new	+7%
Deaths	1 new	+8%
Recovered	5 new	+5%

Most Active Cases per 1M

Panama	1,315
Ecuador	1,260
Peru	696
Dominican Repub..	473
Chile	346
Brazil	188
Jamaica	122
Colombia	89
Bolivia	80
Costa Rica	75

* Excludes regions with population < 1M



Asia

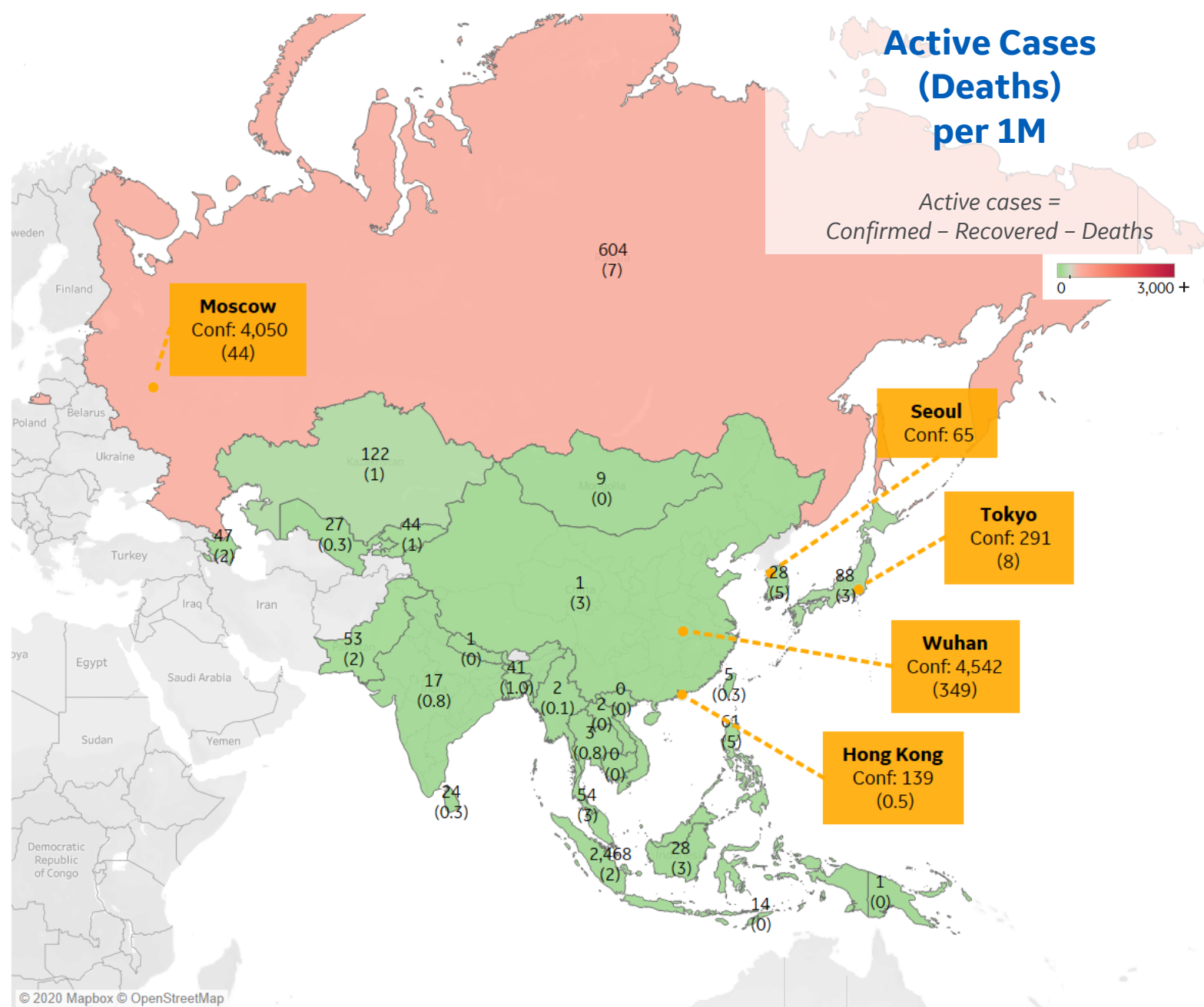
Per 1M in Region

	Today	Change
Active Cases	41	+4%
Confirmed	3 new	+4%
Deaths	0.06 new	+3%
Recovered	0.9 new	+3%

Most Active Cases per 1M

Singapore	2,468
Russia	604
Kazakhstan	122
Japan	88
Philippines	61
Malaysia	54
Pakistan	53
Azerbaijan	47
Kyrgyzstan	44
Bangladesh	41

* Excludes regions with population < 1M



Africa

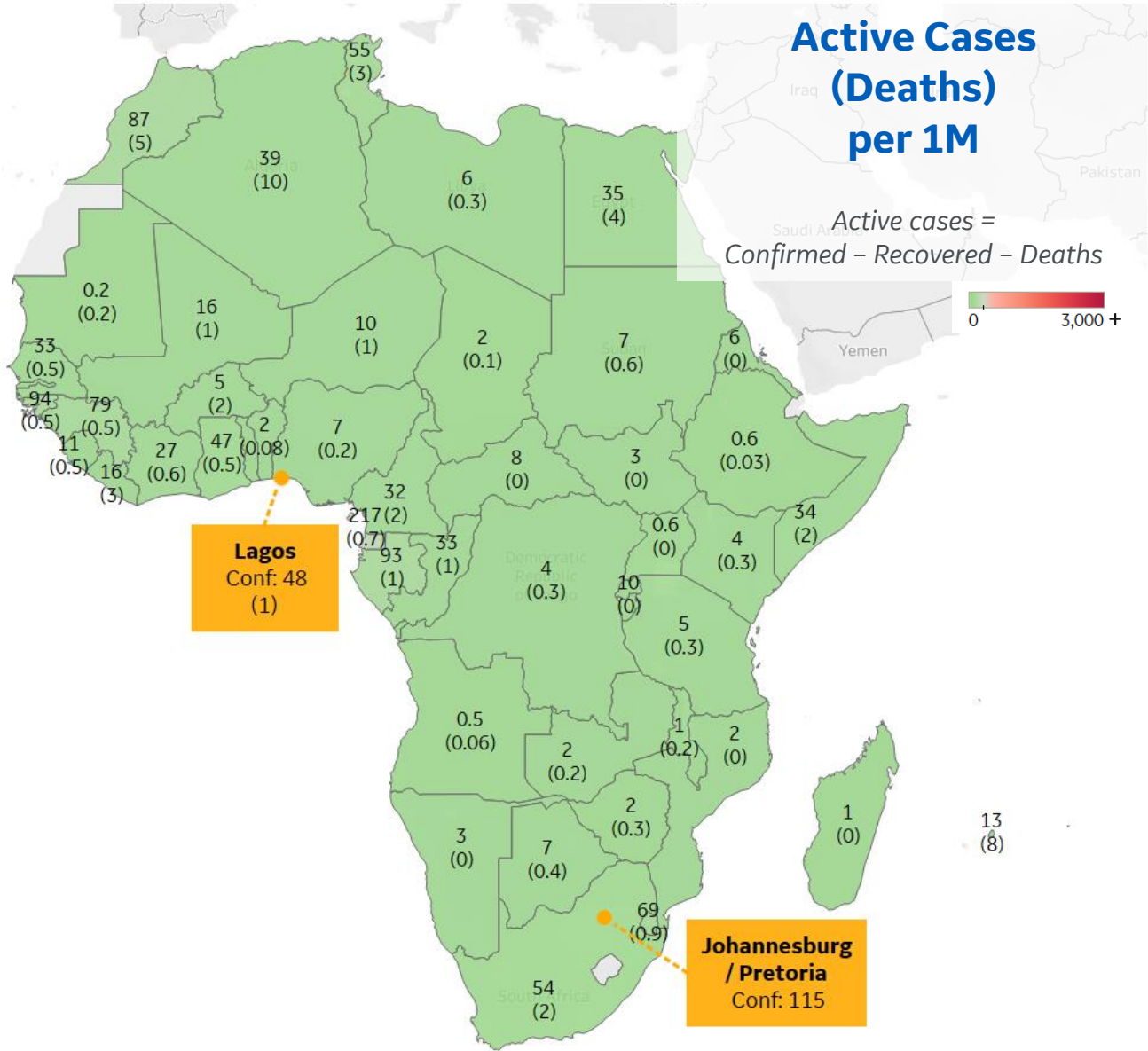
Per 1M in Region

	Today	Change
Active Cases	17	+5%
Confirmed	2 new	+6%
Deaths	0.05 new	+4%
Recovered	0.6 new	+7%

Most Active Cases per 1M

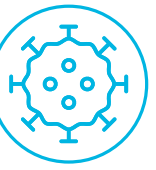
Equatorial Guinea	217
Guinea-Bissau	94
Gabon	93
Morocco	87
Guinea	79
Eswatini	69
Tunisia	55
South Africa	54
Ghana	47
Algeria	39

* Excludes regions with population < 1M



© 2020 Mapbox © OpenStreetMap

Sources



Johns Hopkins Coronavirus Resource Center:

<https://coronavirus.jhu.edu/map.html>

Worldometer Coronavirus Reporting:

<https://www.worldometers.info/coronavirus/>

Public Health England:

<https://www.gov.uk/government/publications/covid-19-track-coronavirus-cases>

US Department of Homeland Security, Homeland Infrastructure Foundation-Level Data:

<https://hifld-geoplatform.opendata.arcgis.com/datasets/hospitals>

City of New York, NYC Health:

<https://www1.nyc.gov/site/doh/covid/covid-19-data.page>

Chicago Coronavirus Latest Data:

<https://www.chicago.gov/city/en/sites/covid-19/home/latest-data.html>

National Health Commission of the PRC:

<http://www.nhc.gov.cn/xcs/yqtb/202003/bf66696029ba420098164607240074f8.shtml>

Korean Centers for Disease Control and Prevention:

http://www.cdc.go.kr/cdc_eng/

CDC, Severe Outcomes Among Patients with Coronavirus Disease 2019 (COVID-19):

<https://www.cdc.gov/mmwr/volumes/69/wr/mm6912e2.htm>

COVID-19 Information for Switzerland:

<https://www.corona-data.ch/>

WHO Europe, Surveillance Report:

<http://www.euro.who.int/en/health-topics/health-emergencies/coronavirus-covid-19/weekly-surveillance-report>

CDC, National Vital Statistics Reports:

https://www.cdc.gov/nchs/data/nvsr/nvsr68/nvsr68_06-508.pdf

The COVID Tracking Project:

<https://covidtracking.com/data/>

Public Health Authority of Sweden:

<https://www.folkhalsomyndigheten.se/smittskydd-beredskap/utbrott/aktuella-utbrott/covid-19/bekraftade-fall-i-sverige>

National Public Health Agency of France:

<https://www.santepubliquefrance.fr/regions/ile-de-france/documents/bulletin-regional/2020/covid-19-point-epidemiologique-en-ile-de-france-du-23-avril-2020>

Italian Ministry of Health:

<http://www.salute.gov.it/portale/nuovocoronavirus/dettaglioContenutiNuovoCoronavirus.jsp?lingua=italiano&id=5351&area=nuovoCoronavirus&menu=vuoto>

City of Toronto:

<https://www.toronto.ca/home/covid-19/media-room/covid-19-status-of-cases-in-toronto/>

General Secretariat for Health, Spain:

<https://www.mscbs.gob.es/profesionales/saludPublica/ccayes/alertasActual/nCov-China/home.htm>

New South Wales Government:

<https://www.health.nsw.gov.au/Infectious/diseases/Pages/covid-19-latest.aspx>

Provincial Health Services Authority of Canada, BC Center for Disease Control:

<http://www.bccdc.ca/about/news-stories/stories/2020/information-on-novel-coronavirus>

Coronavirus Cases in Japan by Prefecture, Nippon Communications Foundation:

<https://www.nippon.com/en/japan-data/h00657/coronavirus-cases-in-japan-by-prefecture.html>

Government of Ireland:

<https://www.gov.ie/en/press-release/a8debf-statement-from-the-national-public-health-emergency-team-friday-april/>

WHO Europe, Principles for Transition:

<http://www.euro.who.int/en/media-centre/sections/statements/2020/statement-transition-to-a-new-normal-during-the-covid-19-pandemic-must-be-guided-by-public-health-principles>

The Lancet Infectious Disease, Estimates of the severity of coronavirus disease 2019:

[https://www.thelancet.com/journals/laninf/article/PIIS1473-3099\(20\)30243-7/fulltext#seccestitle230](https://www.thelancet.com/journals/laninf/article/PIIS1473-3099(20)30243-7/fulltext#seccestitle230)

Ministry of Health of Portugal, Status Reports:

<https://covid19.min-saude.pt/relatorio-de-situacao/>

Coordination Center for Health Emergencies, Spain:

https://www.mscbs.gob.es/profesionales/saludPublica/ccayes/alertasActual/nCov-China/documentos/Actualizacion_78_COVID-19.pdf

Our World in Data, Case Fatality Data:

<https://ourworldindata.org/coronavirus>

BBC News Services, Coronavirus Tracking:

<https://www.bbc.com/news/uk-51768274>

Italian Department of Civil Protection, COVID Monitoring:

<http://opendatadpc.maps.arcgis.com/apps/opsdashboard/index.html#/b0c68bce2cce478eaaac82fe38d4138b1>

