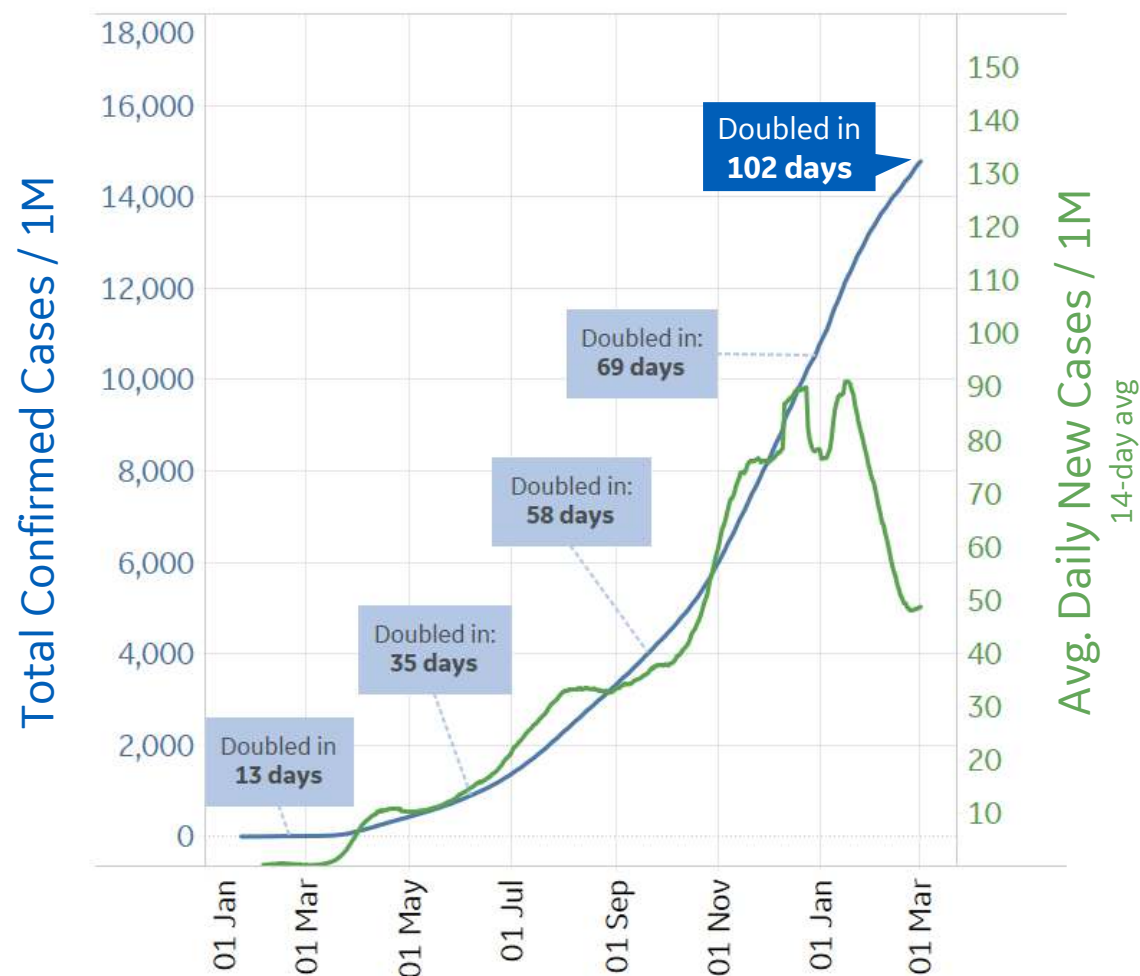




# Global Confirmed & Active Cases

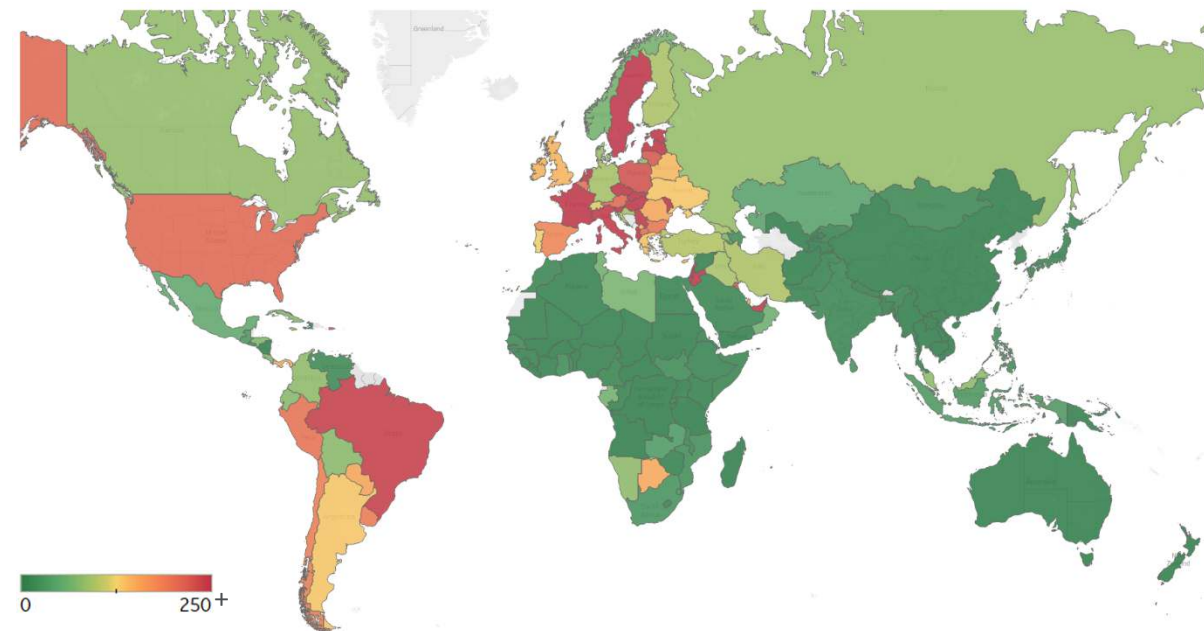


## Trend since 22 Jan 2020



## Avg. Daily New Cases / 1M

Over the last 14 days



Per 1M:	New Today	Change from 30 days ago
Active	11	+8%
Confirmed	40	+12%
Deaths	1	+14%
Recovered	27	+14%
	To Date	Last 30 Days
Worldwide Survival Rate	97.8%	97.4%

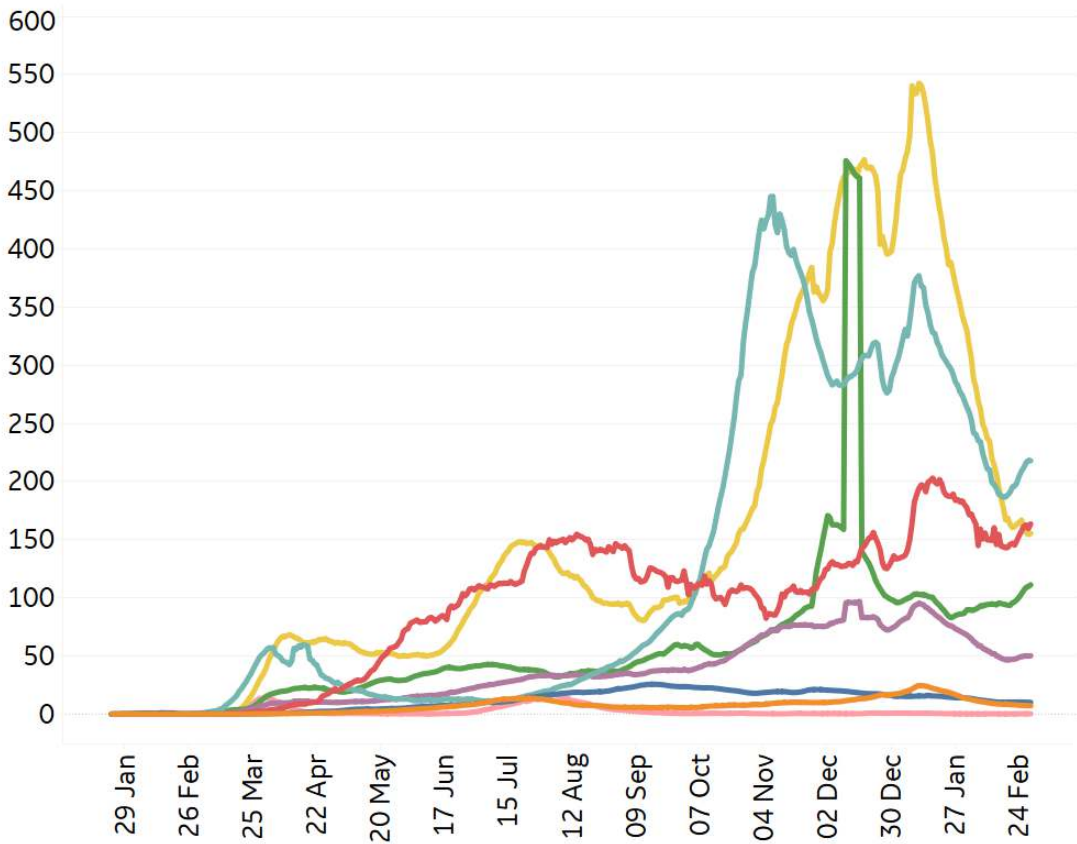


# New Confirmed Cases & New Deaths

Key **World** **North America** **Europe** **Middle East** **Cent & South America** **Asia** **Africa** **Oceania**

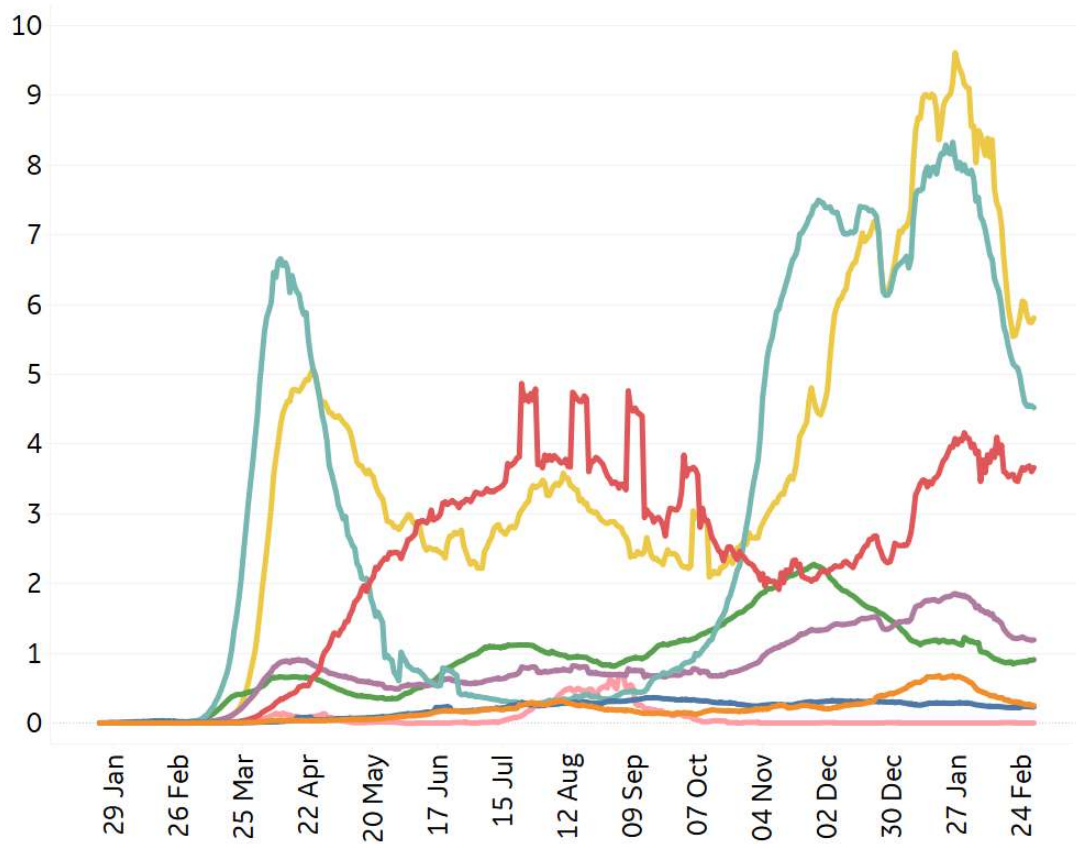
## New Confirmed Cases / 1M

7-day rolling average



## New Deaths / 1M

7-day rolling average



\*Large jump in Middle East confirmed cases due to batched reporting of 823,225 new cases in **Turkey** on 10 Dec



# Top 50 Countries: Per 1M



## 1 - 25

	Average over last 7 days		Total Since 22 Jan			Change from 14d Ago in 14 day avg of daily new	
	New Confirmed	New Deaths	Total Confirmed	Estimated Recovered	Total Deaths	Confirmed	Deaths
Czechia	1,105	15	115,795	99,953	1,911	44%	19%
Belgium	206	2	66,637	61,899	1,907	17%	-30%
Slovenia	365	5	91,549	84,623	1,854	-19%	-39%
UK	118	5	61,784	57,987	1,815	-37%	-49%
Italy	282	5	48,599	43,520	1,620	24%	-18%
Portugal	96	5	78,943	75,584	1,604	-71%	-65%
Hungary	403	11	44,815	38,688	1,559	120%	11%
US	205	6	86,599	82,125	1,555	-30%	-24%
Bos. and Herz.	101	2	39,923	36,902	1,546	23%	-19%
North Macedo..	248	5	49,449	45,098	1,509	36%	11%
Spain	154	6	68,539	64,521	1,489	-55%	-35%
Bulgaria	227	8	35,925	31,725	1,483	69%	20%
Peru	201	6	40,332	36,152	1,410	-9%	-8%
Panama	143	3	79,128	75,745	1,358	-24%	-38%
Croatia	106	3	59,208	56,559	1,349	3%	-31%
France	331	5	58,529	52,730	1,332	9%	-20%
Slovakia	422	18	56,583	49,634	1,332	10%	6%
Sweden	370	3	65,085	58,973	1,270	18%	-52%
EU	243	5	50,648	46,235	1,231	3%	-23%
Brazil	263	6	49,807	45,216	1,203	13%	9%
Lithuania	266	4	73,246	68,943	1,195	5%	-31%
Colombia	72	3	44,323	42,031	1,177	-40%	-41%
Poland	261	6	45,229	40,894	1,157	59%	-18%
Switzerland	120	1	64,416	61,611	1,154	-21%	-35%
Argentina	134	2	46,731	43,743	1,152	-13%	-16%

## 26 - 50

	Average over last 7 days		Total Since 22 Jan			Change from 14d Ago in 14 day avg of daily new	
	New Confirmed	New Deaths	Total Confirmed	Estimated Recovered	Total Deaths	Confirmed	Deaths
Chile	200	4	43,407	39,698	1,081	3%	-5%
Armenia	82	1	58,117	56,040	1,078	37%	-24%
Romania	169	4	41,798	38,616	1,061	23%	-8%
Moldova	320	6	46,219	41,293	985	52%	46%
Austria	225	3	51,169	47,315	952	36%	-20%
Netherlands	266	3	64,625	60,150	917	19%	-10%
Georgia	87	3	67,913	65,729	882	-30%	-7%
Ireland	131	5	44,610	41,736	875	-23%	-41%
Kosovo	153	2	37,095	34,155	863	-13%	0%
Latvia	353	6	45,837	39,955	859	-8%	-42%
Lebanon	425	7	55,225	49,246	695	-5%	-21%
Israel	412	3	90,111	83,707	665	-36%	-42%
Albania	330	7	37,505	31,981	631	-5%	43%
Costa Rica	68	1	40,259	38,714	552	-7%	-15%
Serbia	378	2	52,960	47,812	510	61%	3%
Jordan	404	2	38,925	33,797	463	121%	73%
Estonia	881	6	50,227	39,373	451	67%	23%
West Bank an..	324	2	40,563	36,416	450	88%	27%
Denmark	90	1	36,667	35,068	408	18%	-59%
Turkey	110	1	32,150	30,419	340	8%	-26%
Bahrain	379	2	72,309	66,490	266	-6%	53%
Kuwait	236	1	44,966	41,549	254	7%	52%
UAE	311	1	39,842	35,454	125	-7%	26%
Qatar	161	0	56,971	54,797	90	-6%	-33%
Total World	50	1	14,773	13,764	328	-8%	-20%

Change from 14d ago:  
Compares 14d-avgs. of Daily New Cases/Deaths  
today with 14d-avgs. from 14d ago

Estimated Recovered: Cases 14d ago - Deaths today

Compared to 14 days ago, avg new cases in **Czechia** are up 44% and deaths are up 19%.  
Approximately 2.3% of Czechia's population is reported fully vaccinated.

Top 50 countries selected by Cases / 1M  
Sorted by Total Deaths / 1M  
Excluded countries with population < 1M



# Top 50 Countries: Raw Volume

Updated 02 Mar 2021, 3:30 GMT

4

## 1 - 25

	Average over last 7 days		Total Since 22 Jan			Change from 14d Ago in 14 day avg of daily new	
	New Confirmed	New Deaths	Total Confirmed	Estimated Recovered	Total Deaths	Confirmed	Deaths
EU	108,099	2,189	22,550,989	20,585,955	547,909	3%	-23%
US	67,760	2,046	28,664,481	27,183,533	514,657	-30%	-24%
Brazil	55,977	1,225	10,587,001	9,610,990	255,720	13%	9%
Mexico	6,521	802	2,089,281	1,809,740	186,152	-26%	-26%
India	15,442	112	11,124,527	10,768,462	157,248	25%	8%
UK	8,007	314	4,194,289	3,936,513	123,187	-37%	-49%
Italy	17,073	279	2,938,371	2,631,278	97,945	24%	-18%
France	21,574	313	3,820,369	3,441,901	86,955	9%	-20%
Russia	11,343	396	4,209,850	3,955,480	85,025	-21%	-14%
Germany	8,010	307	2,455,569	2,276,362	70,514	-5%	-28%
Spain	7,223	282	3,204,531	3,016,677	69,609	-55%	-35%
Iran	8,201	87	1,639,679	1,465,842	60,181	12%	16%
Colombia	3,657	127	2,255,260	2,138,683	59,866	-40%	-41%
Argentina	6,039	103	2,112,023	1,976,980	52,077	-13%	-16%
South Africa	1,339	132	1,513,959	1,442,832	50,077	-42%	-46%
Peru	6,642	200	1,329,805	1,192,007	46,494	-9%	-8%
Poland	9,873	229	1,711,772	1,547,704	43,793	59%	-18%
Indonesia	7,497	233	1,341,314	1,187,605	36,325	-13%	-4%
Turkey	9,279	71	2,711,479	2,565,490	28,638	8%	-26%
Ukraine	6,484	136	1,399,934	1,291,580	27,480	46%	0%
Belgium	2,386	26	772,294	717,382	22,106	17%	-30%
Canada	3,028	42	875,388	810,361	22,014	-3%	-38%
Chile	3,823	76	829,770	758,881	20,660	3%	-5%
Czechia	11,839	163	1,240,051	1,070,391	20,469	44%	19%
Romania	3,252	73	804,090	742,891	20,403	23%	-8%

## 26 - 50

	Average over last 7 days		Total Since 22 Jan			Change from 14d Ago in 14 day avg of daily new	
	New Confirmed	New Deaths	Total Confirmed	Estimated Recovered	Total Deaths	Confirmed	Deaths
Portugal	983	47	804,956	770,708	16,351	-71%	-65%
Ecuador	1,628	41	286,367	251,869	15,832	12%	3%
Netherlands	4,560	48	1,107,347	1,030,671	15,710	19%	-10%
Hungary	3,897	102	432,925	373,741	15,058	120%	11%
Iraq	3,898	19	699,088	633,222	13,428	101%	90%
Pakistan	1,306	40	582,528	551,139	12,938	12%	3%
Sweden	3,735	25	657,309	595,585	12,826	18%	-52%
Philippines	2,132	33	578,381	538,538	12,322	17%	13%
Switzerland	1,038	12	557,492	533,219	9,988	-21%	-35%
Morocco	358	11	483,766	469,958	8,637	-28%	-28%
Austria	2,029	25	460,849	426,138	8,574	36%	-20%
Bangladesh	441	9	546,801	532,622	8,416	6%	-11%
Japan	1,008	57	432,778	409,187	7,940	-38%	-25%
Slovakia	2,305	99	308,925	270,984	7,270	10%	6%
Saudi Arabia	338	5	377,700	366,546	6,500	-1%	5%
Panama	619	15	341,420	326,821	5,858	-24%	-38%
Israel	3,566	23	779,958	724,533	5,760	-36%	-42%
Lebanon	2,903	51	376,938	336,125	4,743	-5%	-21%
Jordan	4,126	22	397,158	344,835	4,727	121%	73%
Serbia	3,305	15	462,728	417,751	4,459	61%	3%
Nepal	94	102	274,216	270,063	2,777	-20%	2677%
Belarus	1,259	9	288,267	267,802	1,985	-10%	-2%
UAE	3,074	14	394,050	350,657	1,238	-7%	26%
Malaysia	2,403	10	302,580	265,310	1,135	-24%	-22%
Total World	388,680	9,229	114,442,646	106,622,046	2,538,808	-8%	-20%

\*Change from 14d ago:  
Compares 14d-avgs. of Daily New Cases/Deaths  
today with 14d-avgs. from 14d ago

Estimated Recovered: Cases 14d ago - Deaths today

In **Israel**, average new cases compared to 14 days ago are down 36%.  
**Israel** reports 39.7% of its population fully vaccinated.

Top 50 countries selected by Total Cases  
Sorted by Raw Total Deaths  
Excluded countries with population < 1M

N/A\*\* due to inconsistent reporting of Recovered Cases





# United States: Per 1M



## 1 - 25

	Average over last 7 days		Total Since 22 Jan			Change from 14d Ago in 14 day avg of daily new	
	New Confirmed	New Deaths	Total Confirmed	Estimated Recovered	Total Deaths	Confirmed	Deaths
New Jersey	376	6	89,223	81,529	2,620	-4%	-15%
New York	384	6	84,833	77,039	2,453	-12%	-22%
Rhode Island	352	4	119,495	112,587	2,376	-18%	-54%
Massachusetts	249	6	84,518	78,811	2,342	-30%	-31%
Mississippi	198	6	99,119	94,518	2,245	-43%	-47%
Arizona	164	9	112,358	107,523	2,195	-47%	-46%
Connecticut	292	4	79,272	73,652	2,146	-24%	-38%
South Dakota	183	4	127,134	122,633	2,134	2%	-33%
Louisiana	180	5	92,606	88,360	2,071	-46%	-27%
Alabama	182	10	100,704	96,197	2,025	-41%	-56%
North Dakota	101	1	131,029	127,507	1,936	26%	0%
Pennsylvania	204	5	73,100	68,323	1,873	-24%	-37%
Indiana	124	4	98,365	94,628	1,871	-41%	-53%
Illinois	137	3	93,732	90,028	1,796	-31%	-34%
New Mexico	155	6	88,370	84,428	1,778	-27%	-21%
Arkansas	320	-5	106,869	102,093	1,740	-46%	-107%
Iowa	179	4	115,413	102,772	1,734	261%	-29%
Tennessee	201	6	113,585	109,404	1,672	-42%	-59%
S. Carolina	344	6	100,603	93,316	1,663	-33%	-30%
Michigan	136	3	64,827	61,470	1,654	-4%	-35%
Georgia	291	7	95,000	89,422	1,637	-23%	-14%
Kansas	126	5	101,824	97,871	1,613	-37%	-42%
Nevada	131	3	95,443	92,132	1,609	-45%	-46%
Texas	267	8	91,764	87,178	1,514	-44%	-37%
Ohio	165	6	82,887	79,041	1,484	-35%	111%

## 26 - 51

	Average over last 7 days		Total Since 22 Jan			Change from 14d Ago in 14 day avg of daily new	
	New Confirmed	New Deaths	Total Confirmed	Estimated Recovered	Total Deaths	Confirmed	Deaths
Delaware	292	8	89,426	84,021	1,460	-19%	4%
DC	188	5	57,647	53,818	1,444	-16%	-39%
Florida	253	6	88,972	83,807	1,443	-23%	-8%
Missouri	82	5	80,724	78,126	1,350	-41%	-31%
California	132	11	90,442	87,034	1,328	-45%	-6%
Maryland	136	3	63,302	60,180	1,303	-32%	-30%
West Virginia	175	3	73,681	70,077	1,283	-36%	-52%
Montana	159	2	93,568	89,992	1,270	-29%	-69%
Wisconsin	122	4	106,090	103,157	1,205	-32%	-15%
Minnesota	143	1	86,039	82,916	1,162	-5%	-39%
Wyoming	141	2	94,117	90,651	1,159	24%	-53%
Oklahoma	182	10	107,377	103,563	1,132	-55%	-8%
Nebraska	140	3	103,880	100,933	1,076	-43%	-5%
N. Carolina	237	4	82,205	77,526	1,073	-40%	-35%
Idaho	150	3	95,946	92,675	1,045	-8%	-6%
Kentucky	243	6	90,679	86,145	1,041	-38%	-29%
Colorado	212	1	74,641	70,921	1,034	-10%	-32%
Virginia	199	22	67,620	63,588	1,029	-42%	226%
New Hampshire	202	2	55,591	51,579	860	-15%	-54%
Washington	108	2	44,742	42,427	653	-14%	-18%
Utah	197	4	115,876	112,234	605	-33%	13%
Oregon	90	2	36,936	35,150	524	-25%	-58%
Maine	124	5	33,301	31,226	523	-33%	0%
Alaska	178	2	80,169	76,694	410	15%	-10%
Vermont	155	2	24,494	21,887	329	-20%	0%
Hawaii	38	1	19,624	18,823	309	-25%	-19%

\*Change from 14d ago:  
Compares 14d-avgs. of Daily New Cases/Deaths  
today with 14d-avgs. from 14d ago

Estimated Recovered: Cases 14d ago - Deaths today

The 14 day avg new deaths for all states decreased an average of 40% from 1 Feb to 1 Mar. Only five states (VA, VT, KS, OH, NE) report an increase in 14 day avg new deaths.

Sorted by Total Deaths / 1M

N/As due to states revising and updating case counts



# United States: Raw Volume



## 1 - 25

	Average over last 7 days		Total Since 22 Jan			Change from 14d Ago in 14 day avg of daily new	
	New Confirmed	New Deaths	Total Confirmed	Estimated Recovered	Total Deaths	Confirmed	Deaths
California	5,229	421	3,573,549	3,438,901	52,491	-45%	-6%
New York	7,476	114	1,650,303	1,498,689	47,719	-12%	-22%
Texas	7,754	230	2,660,791	2,527,814	43,909	-44%	-37%
Florida	5,428	133	1,910,921	1,799,989	30,999	-23%	-8%
Pennsylvania	2,608	58	935,822	874,670	23,984	-24%	-37%
New Jersey	3,341	57	792,496	724,159	23,273	-4%	-15%
Illinois	1,741	36	1,187,757	1,140,815	22,759	-31%	-34%
Georgia	3,088	77	1,008,660	949,431	17,376	-23%	-14%
Ohio	1,928	67	968,874	923,919	17,346	-35%	111%
Michigan	1,355	25	647,415	613,889	16,519	-4%	-35%
Massachusetts	1,714	42	582,543	543,206	16,144	-30%	-31%
Arizona	1,192	68	817,821	782,629	15,979	-47%	-46%
Indiana	836	27	662,213	637,057	12,595	-41%	-53%
Tennessee	1,372	38	775,693	747,140	11,421	-42%	-59%
N. Carolina	2,486	46	862,170	813,098	11,254	-40%	-35%
Alabama	893	48	493,769	471,674	9,931	-41%	-56%
Louisiana	837	22	430,504	410,766	9,628	-46%	-27%
Virginia	1,701	185	577,174	542,755	8,783	-42%	226%
S. Carolina	1,770	33	517,976	480,456	8,562	-33%	-30%
Missouri	505	32	495,439	479,492	8,283	-41%	-31%
Maryland	819	21	382,702	363,826	7,879	-32%	-30%
Connecticut	1,042	13	282,626	262,591	7,651	-24%	-38%
Wisconsin	713	20	617,700	600,625	7,014	-32%	-15%
Mississippi	589	18	294,994	281,299	6,681	-43%	-47%
Minnesota	806	8	485,230	467,615	6,554	-5%	-39%

## 26 - 51

	Average over last 7 days		Total Since 22 Jan			Change from 14d Ago in 14 day avg of daily new	
	New Confirmed	New Deaths	Total Confirmed	Estimated Recovered	Total Deaths	Confirmed	Deaths
Colorado	1,221	8	429,839	408,417	5,952	-10%	-32%
Iowa	563	14	364,136	324,254	5,472	261%	-29%
Arkansas	964	-16	322,509	308,098	5,250	-46%	-107%
Washington	821	16	340,708	323,078	4,969	-14%	-18%
Nevada	405	11	293,980	283,782	4,957	-45%	-46%
Kansas	366	14	296,644	285,128	4,700	-37%	-42%
Kentucky	1,086	27	405,126	384,869	4,652	-38%	-29%
Oklahoma	719	39	424,888	409,794	4,478	-55%	-8%
New Mexico	325	13	185,297	177,032	3,729	-27%	-21%
Rhode Island	373	4	126,588	119,270	2,517	-18%	-54%
West Virginia	313	5	132,048	125,589	2,300	-36%	-52%
Oregon	379	8	155,787	148,252	2,212	-25%	-58%
Nebraska	272	5	200,946	195,246	2,082	-43%	-5%
Utah	631	12	371,492	359,816	1,940	-33%	13%
South Dakota	162	4	112,470	108,488	1,888	2%	-33%
Idaho	268	6	171,462	165,616	1,867	-8%	-6%
North Dakota	77	1	99,852	97,168	1,475	26%	0%
Delaware	284	8	87,080	81,817	1,422	-19%	4%
Montana	170	2	100,003	96,182	1,357	-29%	-69%
New Hampshire	275	2	75,588	70,132	1,170	-15%	-54%
DC	133	3	40,684	37,982	1,019	-16%	-39%
Maine	167	6	44,763	41,974	703	-33%	0%
Wyoming	82	1	54,471	52,465	671	24%	-53%
Hawaii	54	1	27,785	26,651	438	-25%	-19%
Alaska	130	1	58,647	56,105	300	15%	-10%
Vermont	97	1	15,284	13,657	205	-20%	0%

\*Change from 14d ago:  
Compares 14d-avgs. of Daily New Cases/Deaths  
today with 14d-avgs. from 14d ago

Estimated Recovered: Cases 14d ago - Deaths today

**North Dakota** and **South Dakota** report the highest percent of population  
with confirmed COVID-19 cases to-date (13.1% and 12.7%, respectively)

Sorted by Raw Total Deaths

N/As due to states revising and updating case counts



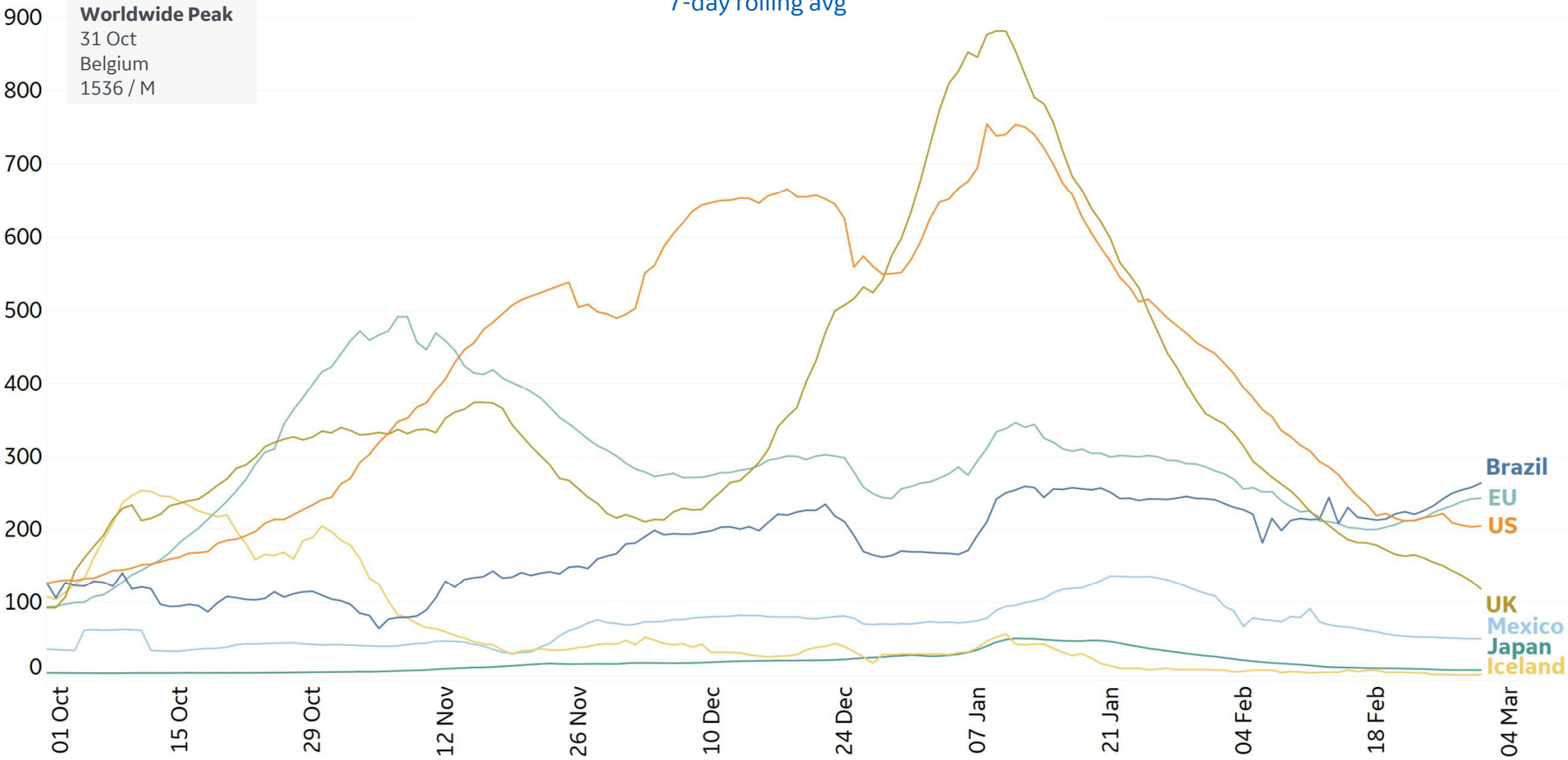
# New Confirmed Cases in Select Countries

Updated 02 Mar 2021, 3:30 GMT

7

## Daily New Confirmed Cases / 1M

7-day rolling avg

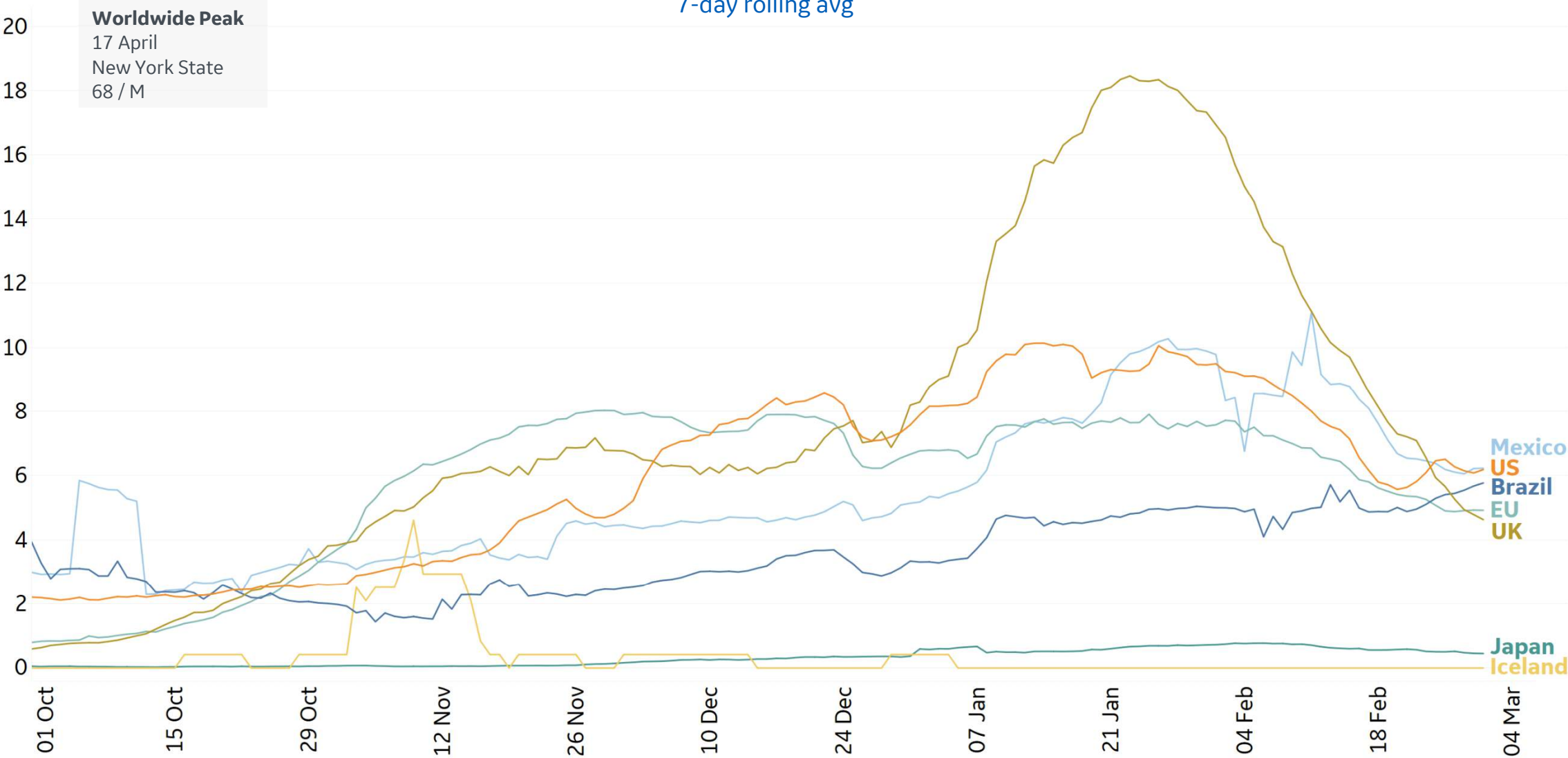






# New Deaths in Select Countries

Daily New Deaths / 1M  
7-day rolling avg



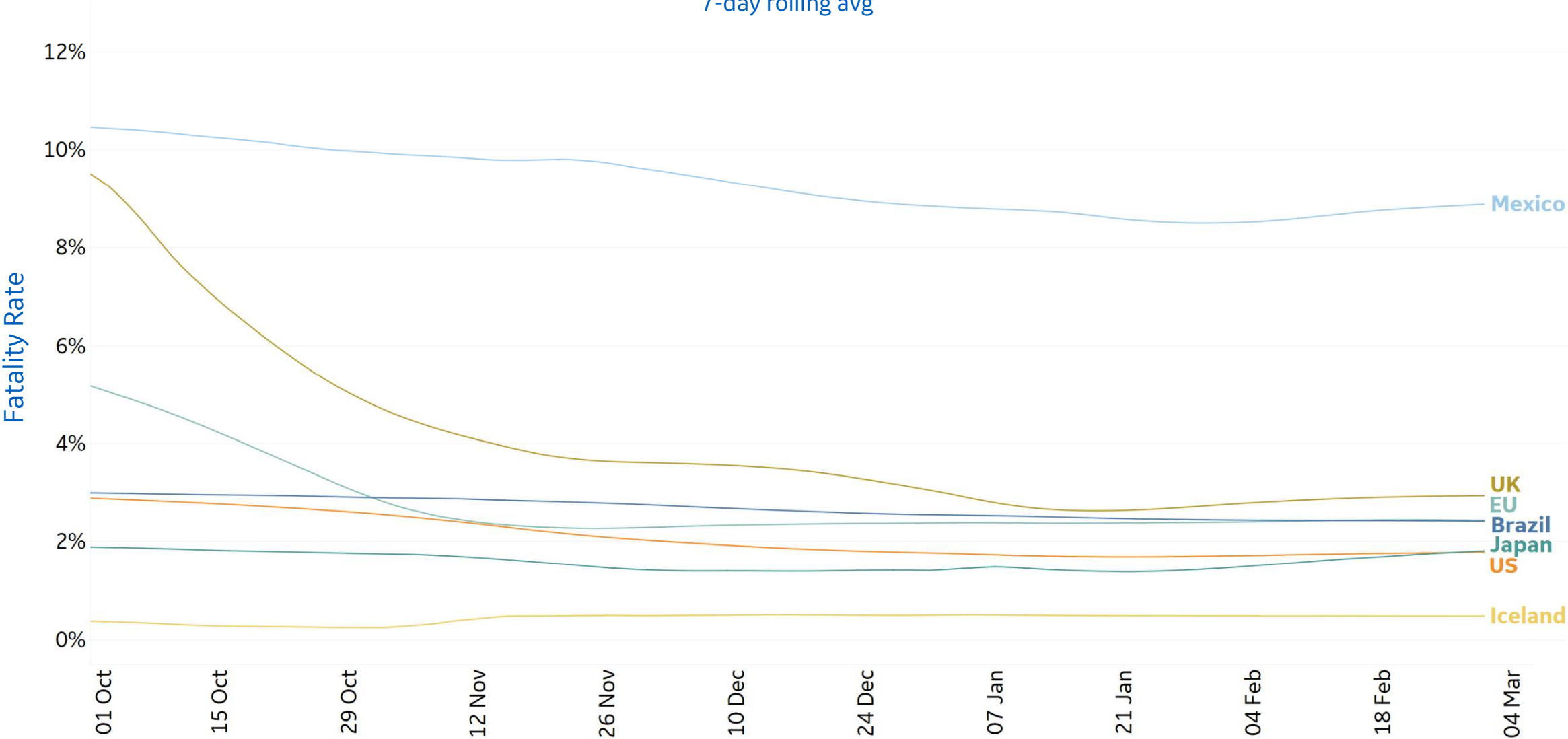






# Fatality Rate in Select Countries

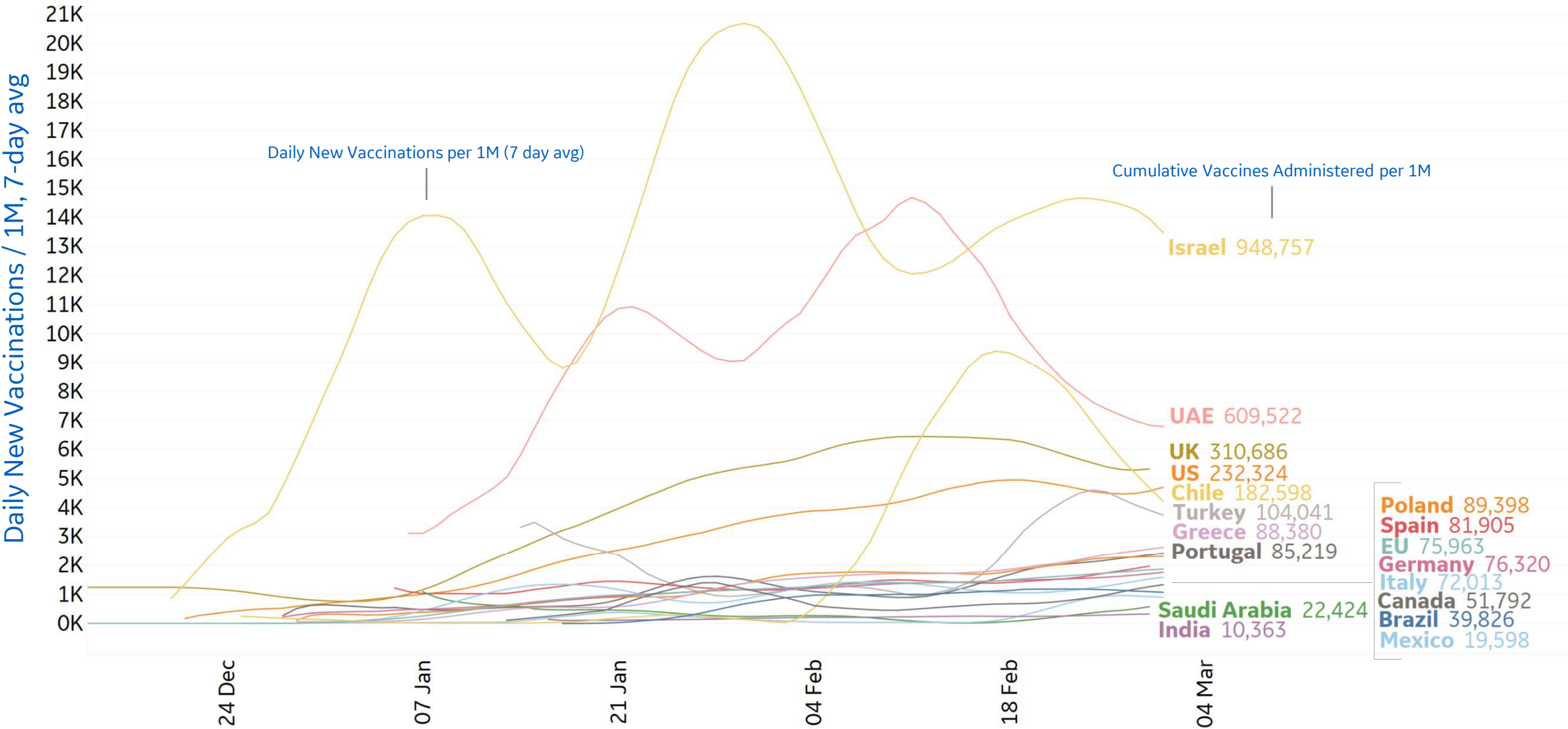
Deaths / Confirmed Cases  
7-day rolling avg





# Daily & Total Vaccinations, Select Countries

Select countries with data available







# US State Vaccinations to Date



State	% Fully Vaccinated	% Rec'd at Least 1 Dose	Population
Alaska	13.7%	22.9%	731,545
West Virginia	11.8%	18.0%	1,792,147
New Mexico	11.7%	21.9%	2,096,829
South Dakota	10.8%	21.0%	884,659
North Dakota	10.8%	20.2%	762,062
Oklahoma	10.2%	17.9%	3,956,971
Hawaii	9.9%	17.6%	1,415,872
Wyoming	9.6%	17.4%	578,759
Vermont	9.3%	17.6%	623,989
Wisconsin	8.9%	16.7%	5,822,434
Montana	8.8%	17.8%	1,068,778
Oregon	8.7%	15.5%	4,217,737
Indiana	8.6%	15.1%	6,732,219
Virginia	8.6%	16.0%	8,535,519
Connecticut	8.6%	20.1%	3,565,287
Michigan	8.5%	14.9%	9,986,857
North Carolina	8.5%	15.6%	10,488,084
Nebraska	8.4%	16.1%	1,934,408
Colorado	8.3%	16.1%	5,758,736
Florida	8.3%	15.0%	21,477,737
Minnesota	8.3%	17.0%	5,639,632
Louisiana	8.3%	14.8%	4,648,794
Washington	8.1%	15.3%	7,614,893
Maryland	8.0%	14.5%	6,045,680
Maine	7.9%	16.8%	1,344,212

7.6%

Total US population  
fully vaccinated  
(75,772 per million)

15.1%

Total US population  
having received  
at least 1 dose  
(150,864 per million)

Fully vaccinated people are persons who  
have received all doses required per vaccine

State	% Fully Vaccinated	% Rec'd at Least 1 Dose	Population
Ohio	7.9%	14.8%	11,689,100
Kentucky	7.9%	15.5%	4,467,673
New Jersey	7.8%	15.7%	8,882,190
Nevada	7.8%	15.0%	3,080,156
Delaware	7.8%	15.2%	973,764
Arizona	7.8%	17.5%	7,278,717
Arkansas	7.7%	14.1%	3,017,804
Massachusetts	7.7%	18.4%	6,892,503
New York	7.6%	14.3%	19,453,561
Missouri	7.6%	14.6%	6,137,428
Rhode Island	7.4%	18.0%	1,059,361
Idaho	7.3%	14.6%	1,787,065
Mississippi	7.3%	14.1%	2,976,149
New Hampshir..	7.1%	16.8%	1,359,711
Georgia	7.0%	12.1%	10,617,423
Tennessee	7.0%	13.4%	6,829,174
California	6.9%	16.0%	39,512,223
Kansas	6.8%	14.3%	2,913,314
Pennsylvania	6.8%	15.3%	12,801,989
South Carolina	6.8%	14.5%	5,148,714
Illinois	6.6%	16.0%	12,671,821
Texas	6.5%	12.7%	28,995,881
Alabama	6.3%	13.0%	4,903,185
Iowa	5.9%	17.2%	3,155,070
Utah	5.5%	12.2%	3,205,958



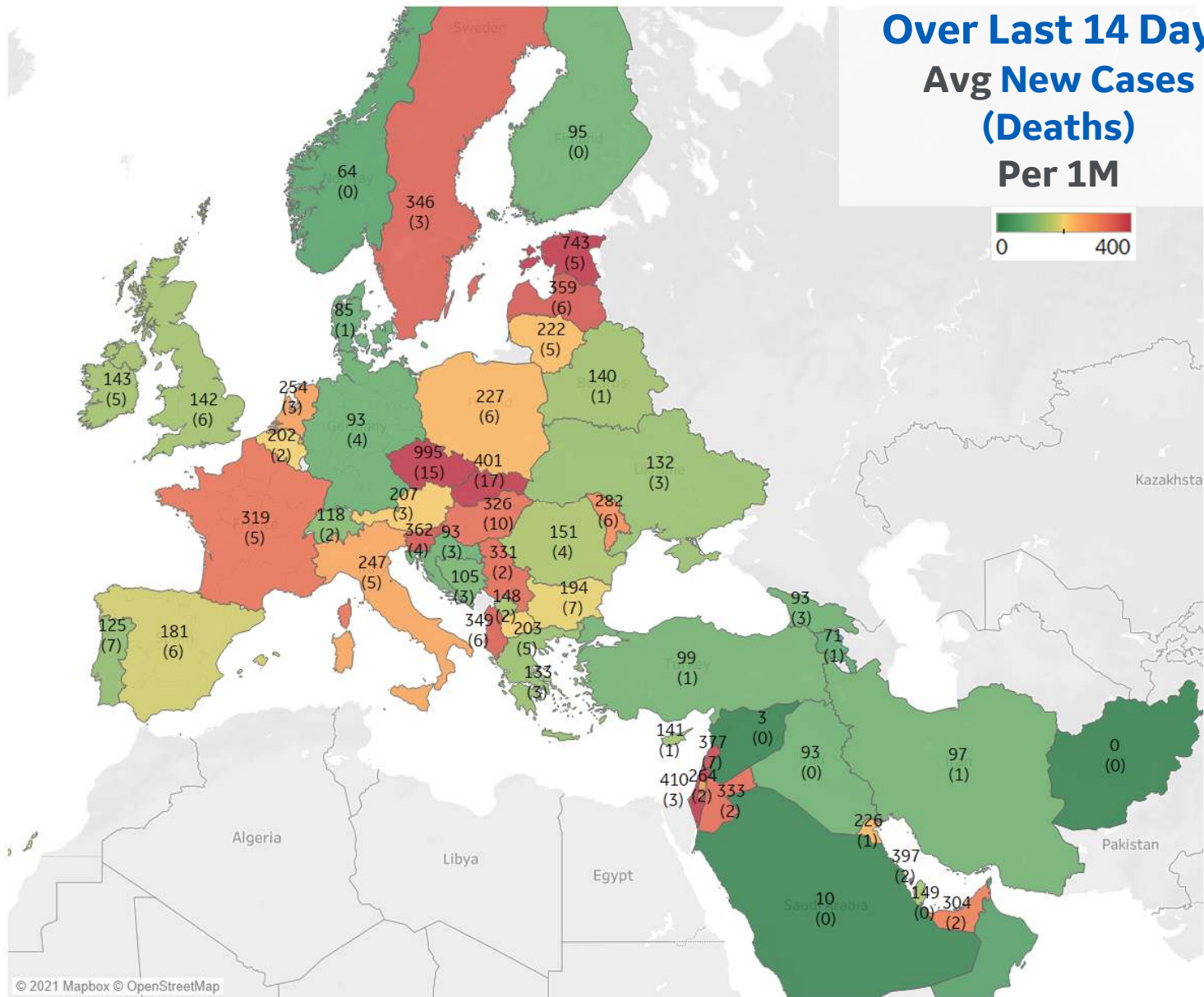
## Per 1M in Region

	Today	Change
Active Cases	16,758	+0.4%
Confirmed	137 new	+0.3%
Deaths	3 new	+0.3%
Recovered	72 new	+0.3%

## Most Daily New Cases / 1M

Czechia	995
Estonia	743
Israel	410
Slovakia	401
Bahrain	397
Lebanon	377
Slovenia	362
Latvia	359
Albania	349
Sweden	346

\* Excludes regions with population < 1M



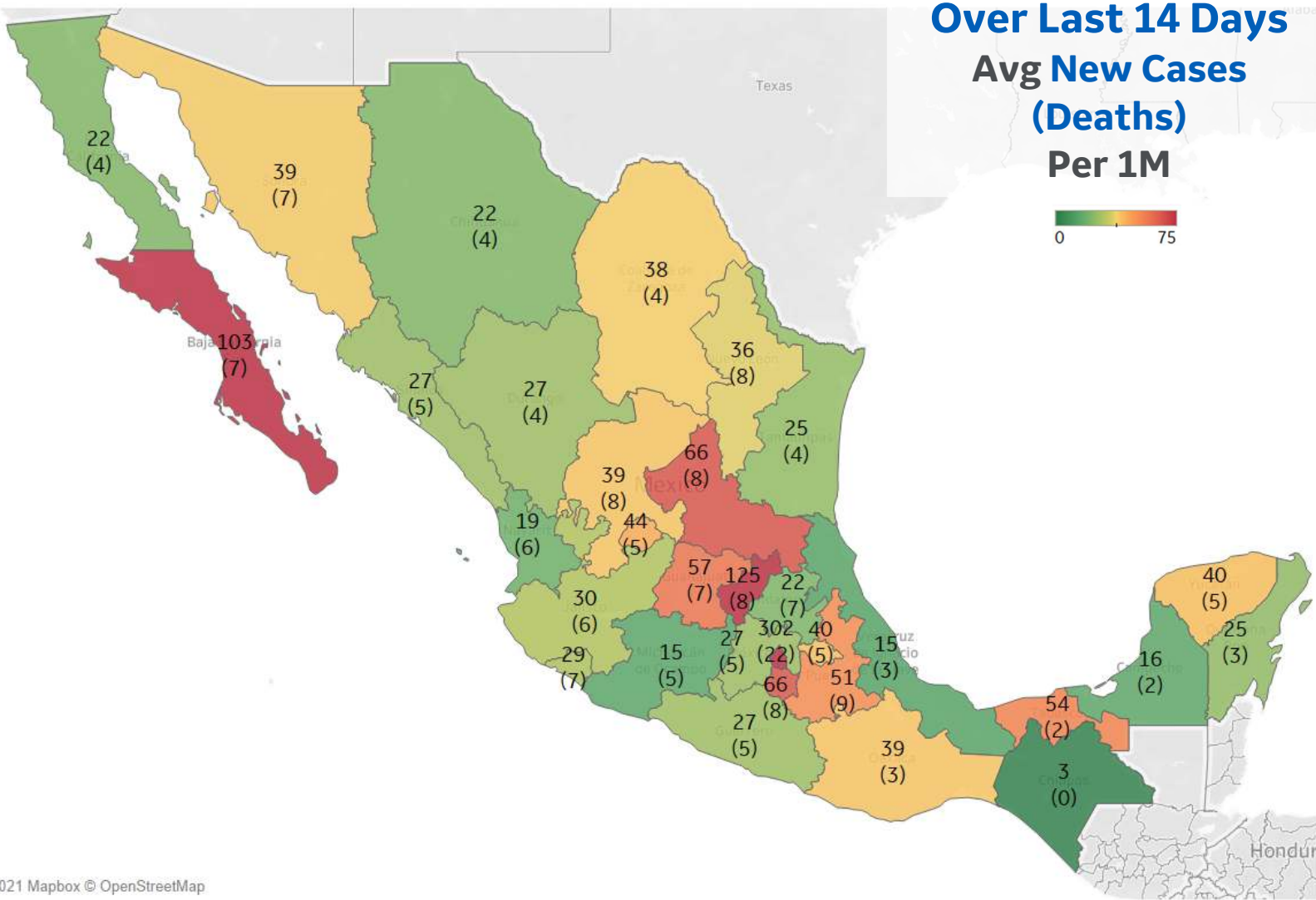


## Per 1M in Region

	Today	Change
Active Cases	2,073	-0.6%
Confirmed	22 new	+0.1%
Deaths	4 new	+0.2%
Recovered	30 new	+0.2%

## Most Daily New Cases / 1M

Distrito Federal	302
Querétaro	125
Baja California Sur	103
San Luis Potosí	66
Morelos	66
Guanajuato	57
Tabasco	54
Nacional	53
Puebla	51
Aguascalientes	44

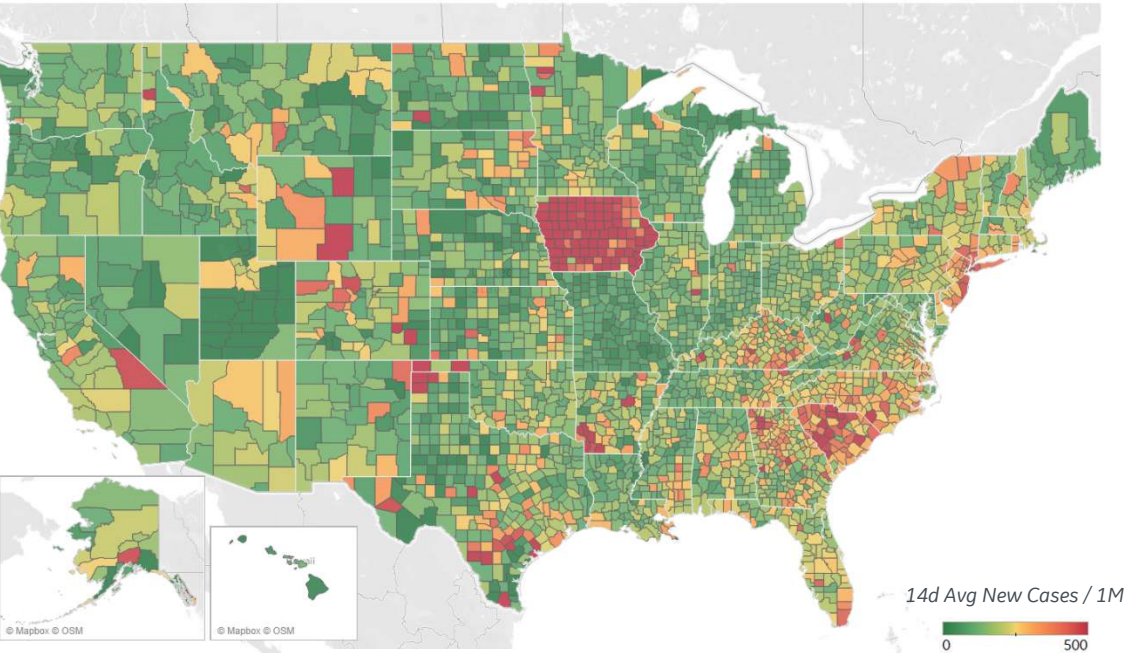






# US Counties: Recent Cases and Deaths

## Average New Cases per 1M Over Last 14 Days

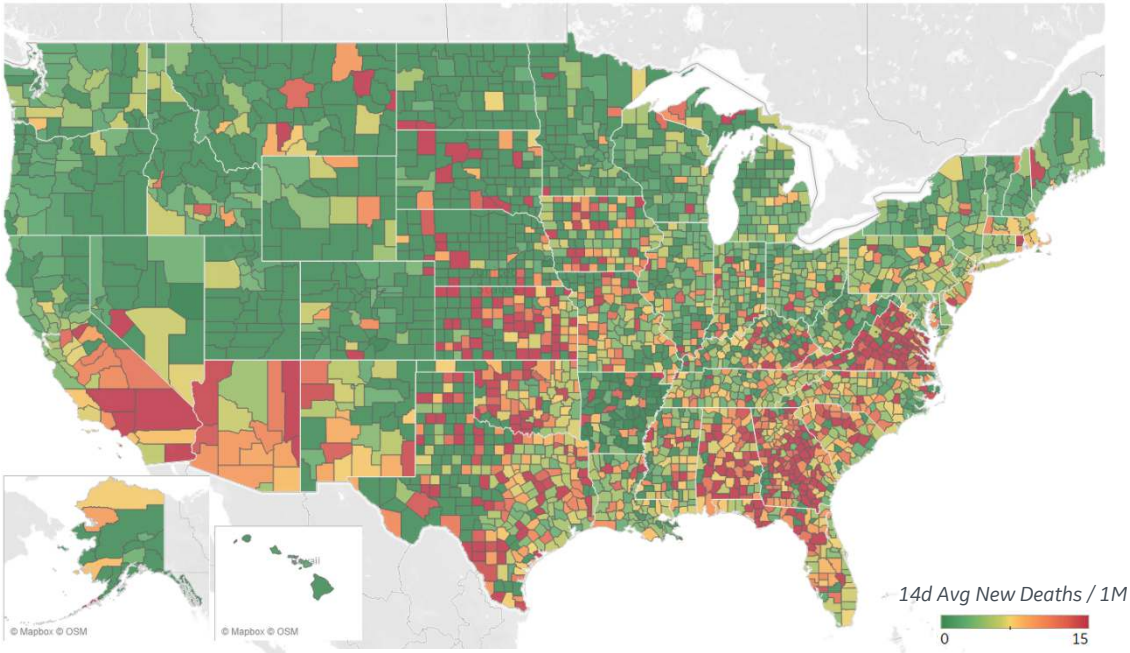


### Top 10 by New Confirmed

Avg New Confirmed Cases / 1M

Polk County, IA	1,168
Lexington County, SC	537
York County, SC	534
Hidalgo County, TX	520
New York City*	487
Ocean County, NJ	463
Spartanburg County, SC	461
Monmouth County, NJ	454
Nassau County, NY	451
Hudson County, NJ	447

## Average New Deaths per 1M Over Last 14 Days



### Top 10 by New Deaths

Avg New Deaths/ 1M

Henrico County, VA	30
Marion County, FL	25
Chesterfield County, VA	18
San Bernardino County, CA	17
Los Angeles County, CA	17
Providence County, RI	16
Kern County, CA	15
Cameron County, TX	14
Prince William County, VA	14
Webb County, TX	14

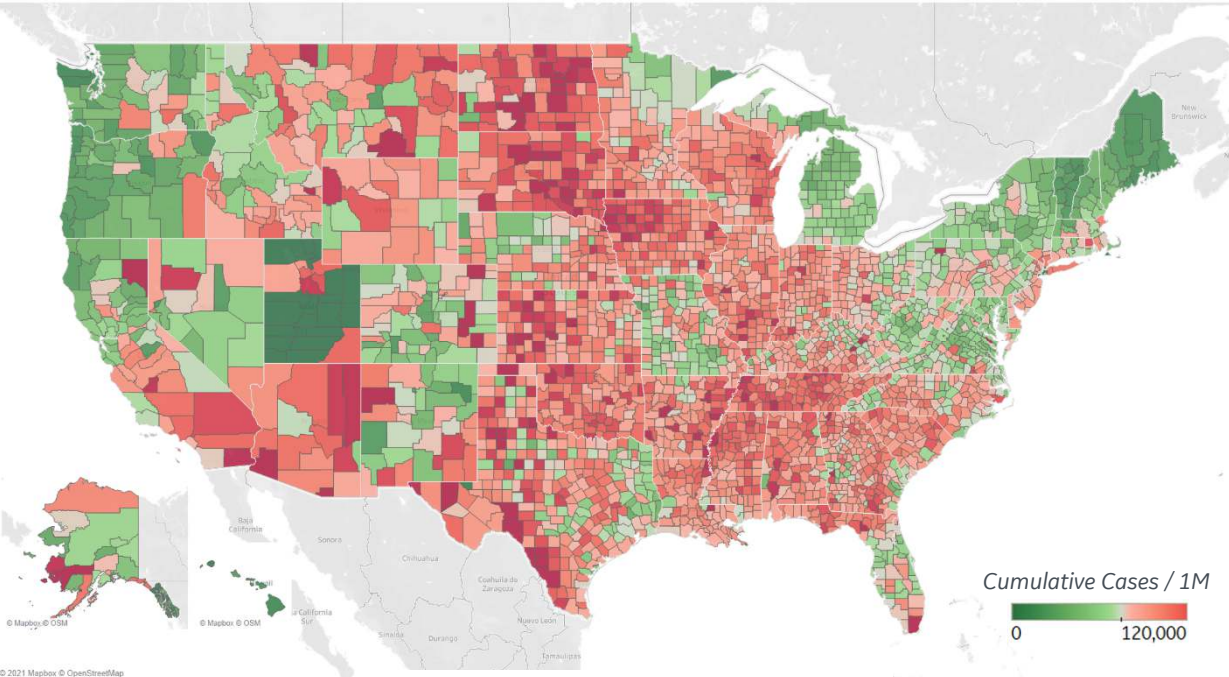
**Note:** Lists includes counties  
≥ 250K population



# US Counties: Cumulative Cases and Deaths

Updated 02 Mar 2021, 3:30 GMT 16

## Confirmed **Cases** per 1M to date

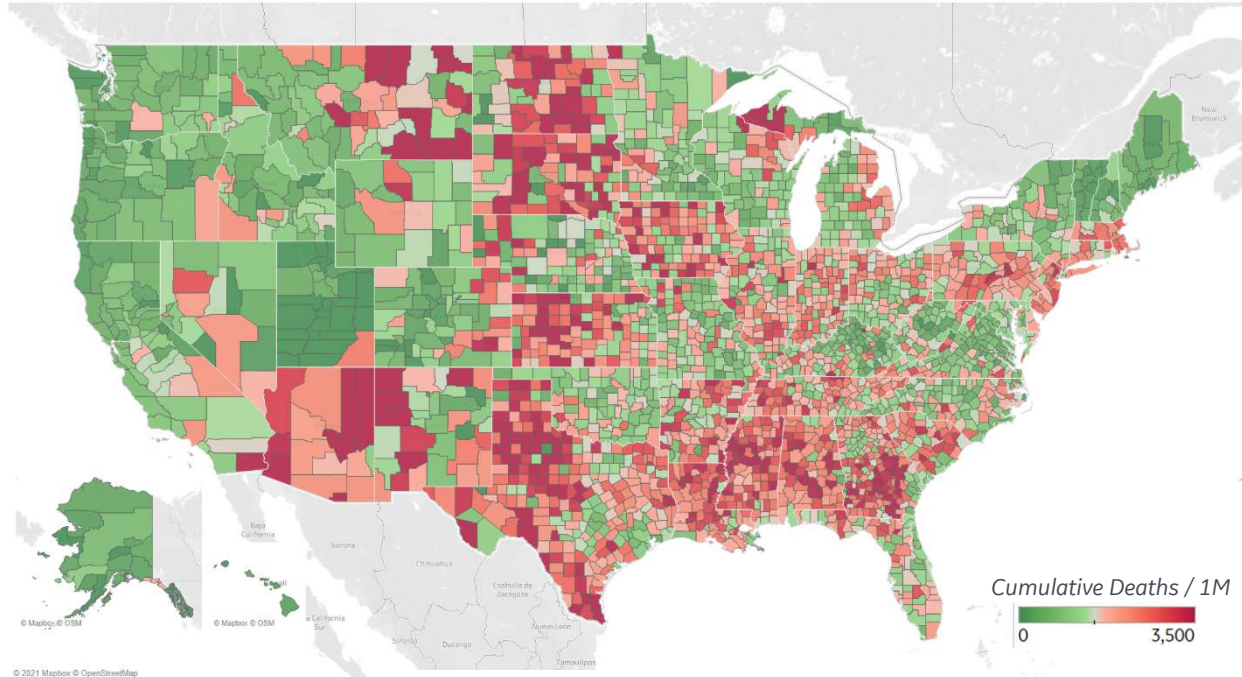


### Top 10 Counties

Total Confirmed Cases / 1M

Lubbock County, TX	155,070
Webb County, TX	154,291
Miami-Dade County, FL	151,255
El Paso County, TX	147,728
Utah County, UT	141,682
San Bernardino County, CA	131,534
Providence County, RI	127,685
Brown County, WI	123,387
Greenville County, SC	122,170
Salt Lake County, UT	119,587

## Reported **Deaths** per 1M to date



### Top 10 Counties

Total Reported Deaths / 1M

New York City*	5,440
Cameron County, TX	3,512
Passaic County, NJ	3,370
Essex County, NJ	3,352
Union County, NJ	3,174
Ocean County, NJ	3,060
Hidalgo County, TX	3,037
Hudson County, NJ	2,985
Hampden County, MA	2,856
Providence County, RI	2,841

**Note:** Lists includes counties  $\geq 250K$  population

\* New York City counties aggregated into one reporting area





## Per 1M in Region

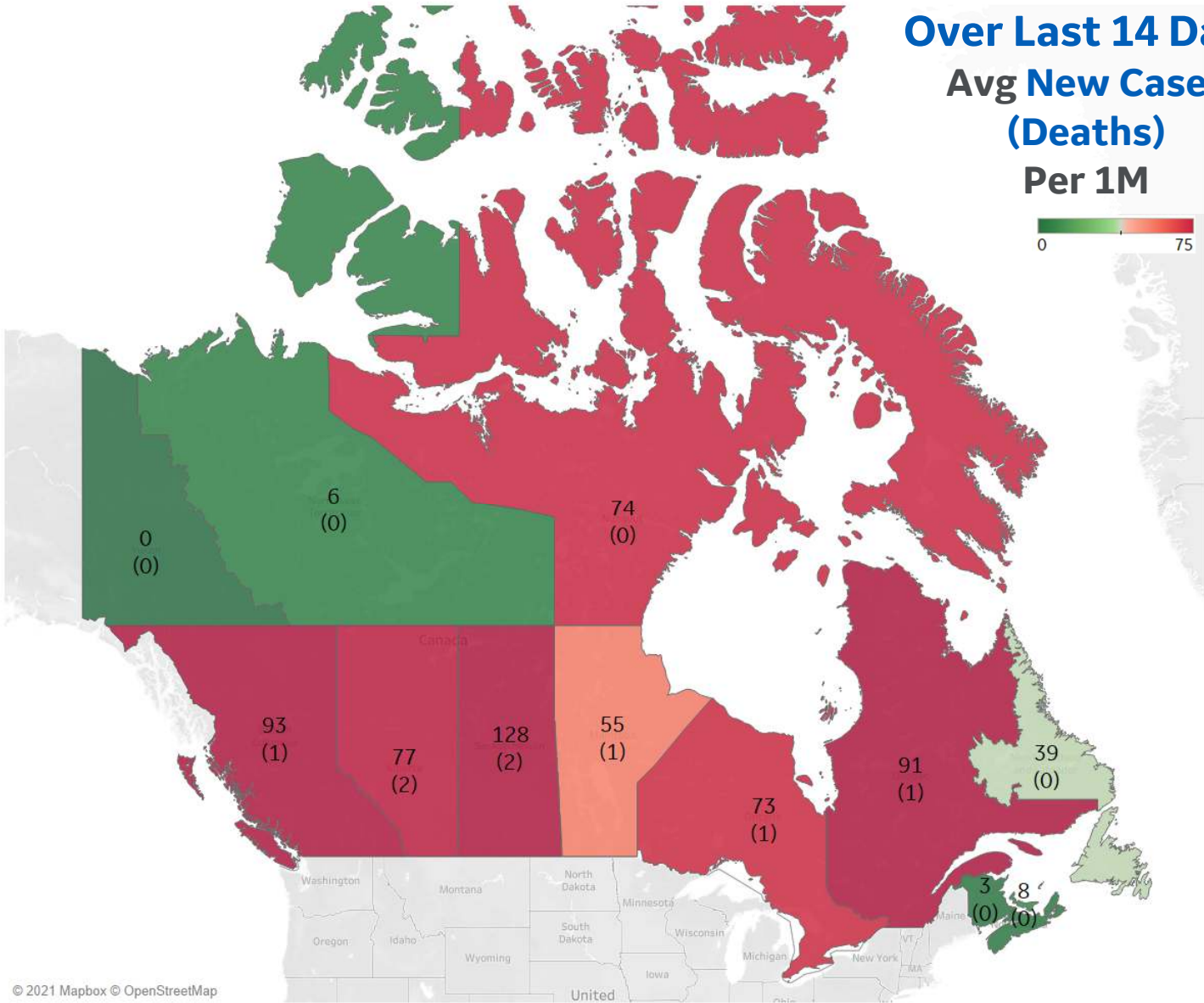
	Today	Change
Active Cases	798	-0.5%
Confirmed	98 new	+0.4%
Deaths	1 new	+0.1%
Recovered	101 new	+0.5%

## Most Daily New Cases / 1M

Saskatchewan	128
British Columbia	93
Quebec	91
Alberta	77
Ontario	73
Manitoba	55

\* Excludes regions with population < 1M

## Over Last 14 Days Avg New Cases (Deaths) Per 1M







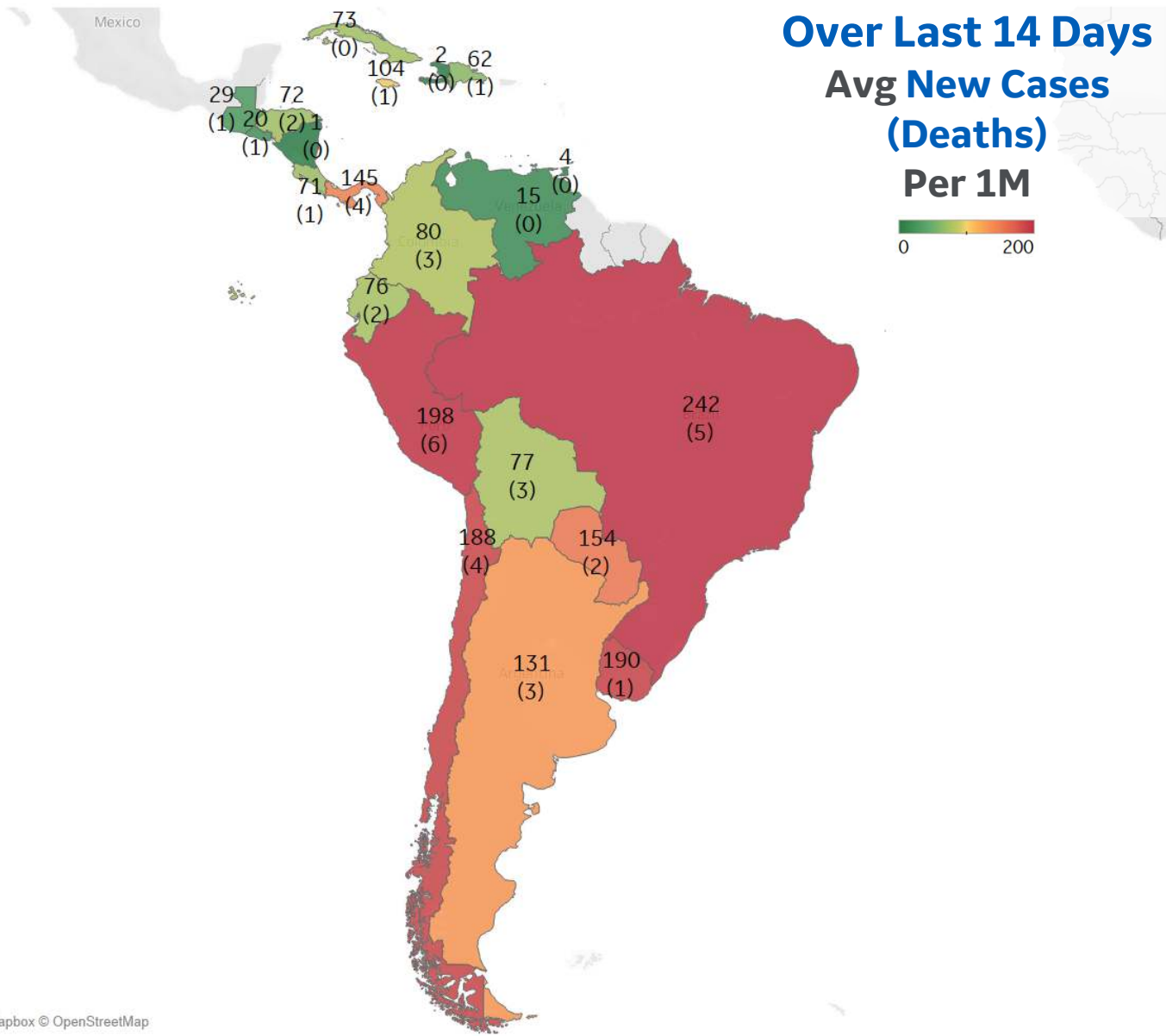
## Per 1M in Region

	Today	Change
Active Cases	2,826	-1.7%
Confirmed	119 new	+0.3%
Deaths	3 new	+0.3%
Recovered	166 new	+0.5%

## Most Daily New Cases / 1M

Brazil	242
Peru	198
Uruguay	190
Chile	188
Paraguay	154
Panama	145
Argentina	131
Jamaica	104
Colombia	80
Bolivia	77

\* Excludes regions with population < 1M





	Today	Change
Active Cases	4,204	-2.2%
Confirmed	168 new	+0.3%
Deaths	4 new	+0.3%
Recovered	260 new	+0.6%

	Today	Change
Active Cases	4,204	-2.2%
Confirmed	168 new	+0.3%
Deaths	4 new	+0.3%
Recovered	260 new	+0.6%

Santa Catarina	600
Rondônia	487
Paraná	379
MatoGrosso	377
Rio Grande do ..	360
Amazonas	358
Distrito Federal	314
Tocantins	314
Paraíba	297
Espírito Santo	289

**Over Last 14 Days  
Avg New Cases  
(Deaths)  
Per 1M**

State	Avg New Cases (Deaths) Per 1M
Acre	360 (7)
Alagoas	272 (3)
Amazonas	141 (5)
Bahia	314 (3)
Ceará	257 (5)
Distrito Federal	377 (7)
Espírito Santo	261 (4)
Goiás	487 (14)
Maranhão	358 (16)
Mato Grosso	533 (14)
Mato Grosso do Sul	379 (6)
Minas Gerais	360 (7)
Morumbi	600 (7)
Nordeste	289 (5)
Pernambuco	251 (6)
Piauí	200 (5)
Rio de Janeiro	249 (4)
Rio Grande do Norte	174 (4)
Rio Grande do Sul	197 (3)
Roraima	140 (2)
Sergipe	154 (3)
São Paulo	297 (5)
Santa Catarina	117 (7)
Southern	66 (2)
Tocantins	212 (4)

**Over Last 14 Days**  
**Avg New Cases**  
**(Deaths)**  
**Per 1M**



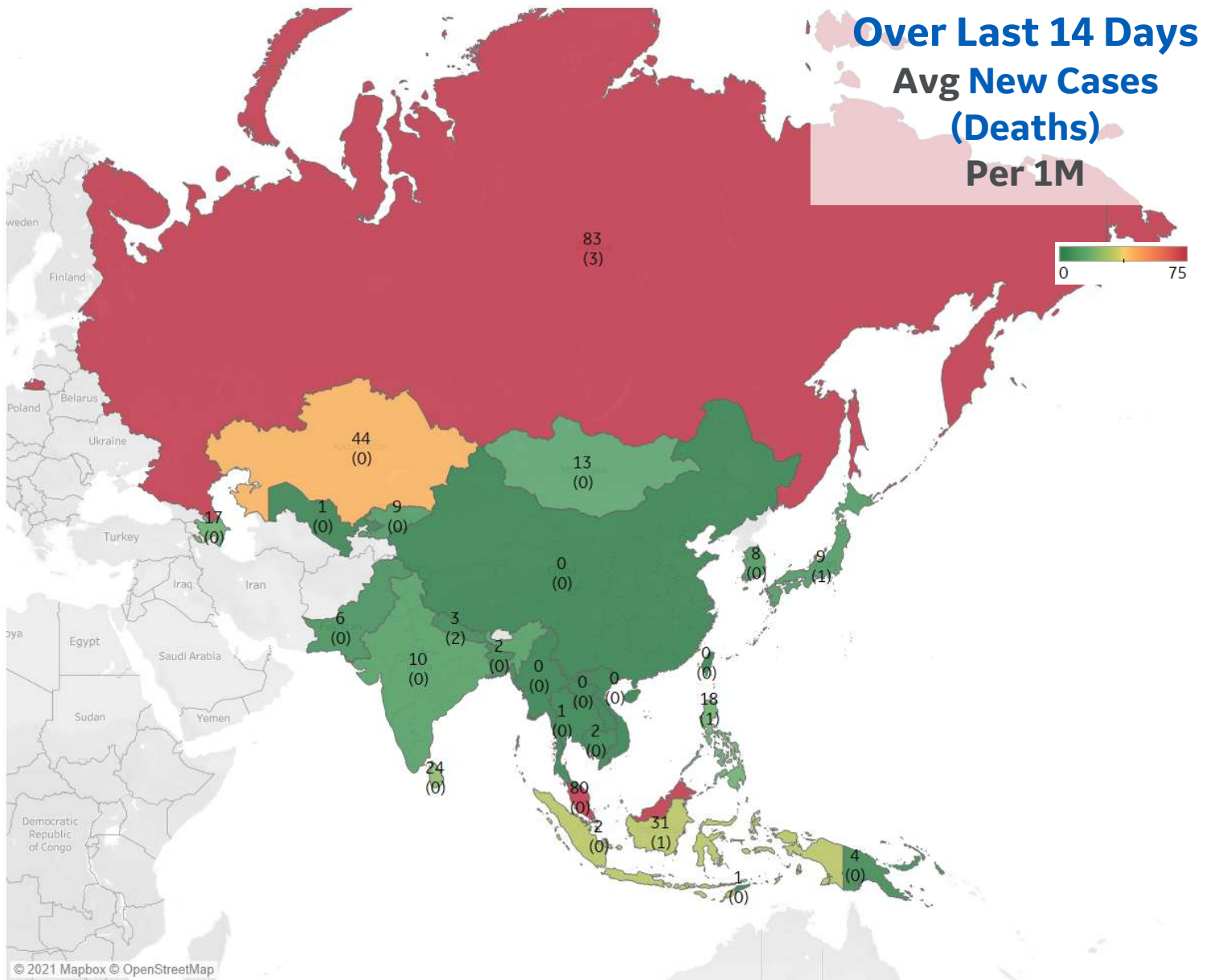
## Per 1M in Region

	Today	Change
Active Cases	195	-0.3%
Confirmed	9 new	+0.2%
Deaths	0.2 new	+0.2%
Recovered	10 new	+0.2%

## Most Daily New Cases / 1M

Russia	83
Malaysia	80
Kazakhstan	44
Indonesia	31
Sri Lanka	24
Philippines	18
Azerbaijan	17
Mongolia	13
India	10
Japan	9

\* Excludes regions with population < 1M





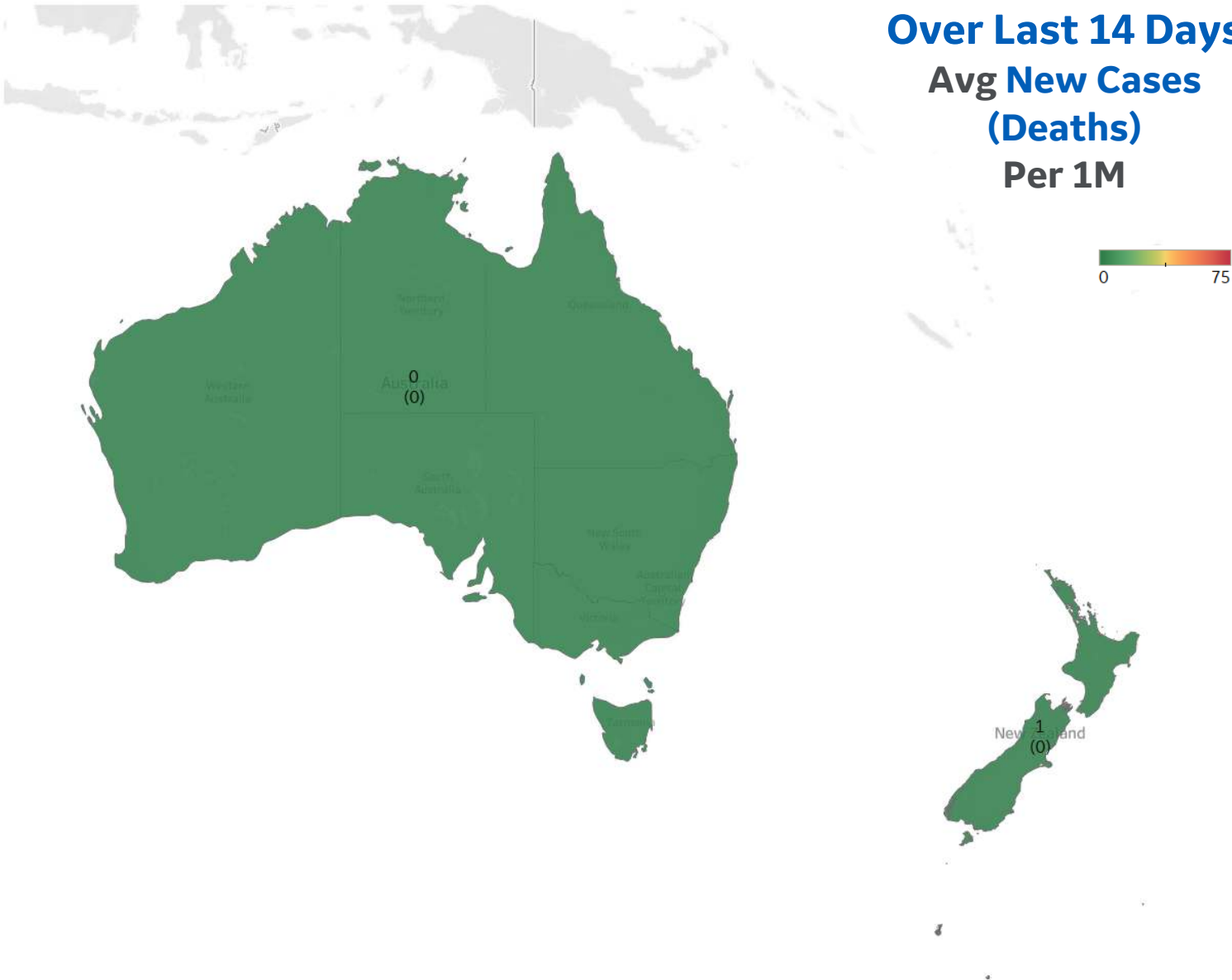


Per 1M in Region

	Today	Change
Active Cases	168	+0%
Confirmed	0 new	+0%
Deaths	0 new	+0%
Recovered	0 new	+0%

Most Daily New Cases / 1M

New Zealand	1
Australia	0





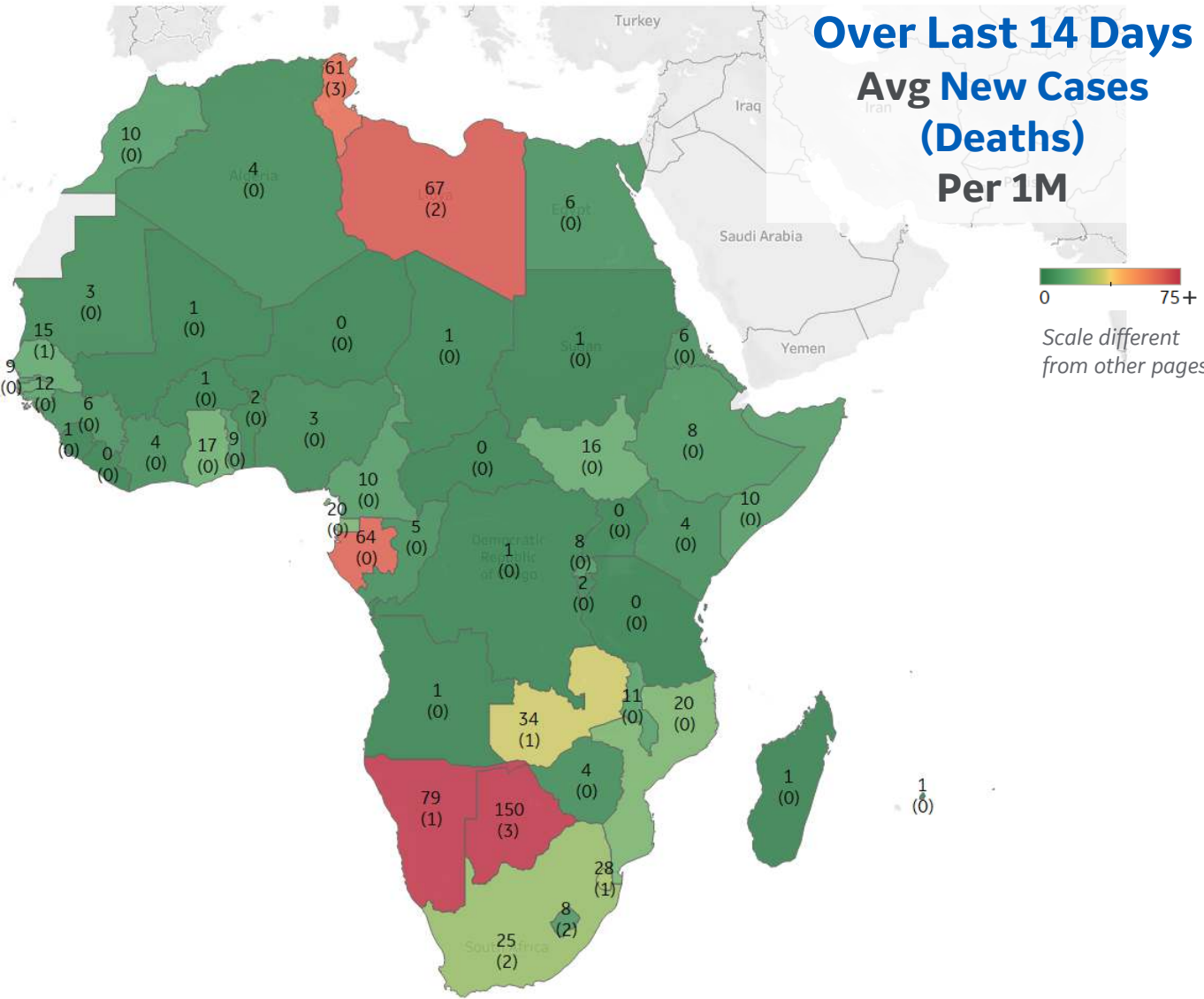
## Per 1M in Region

	Today	Change
Active Cases	242	+0.1%
Confirmed	7 new	+0.2%
Deaths	0.2 new	+0.3%
Recovered	6 new	+0.2%

## Most Daily New Cases / 1M

Botswana	150
Namibia	79
Libya	67
Gabon	64
Tunisia	61
Zambia	34
Eswatini	28
South Africa	25
Eq. Guinea	20
Mozambique	20

\* Excludes regions with population < 1M





# Sources



*\*\* Per 1M = Per 1 Million Population unless otherwise noted*

**Johns Hopkins Coronavirus Resource Center:**

<https://coronavirus.jhu.edu/map.html>

**Worldometer Coronavirus Reporting:**

<https://www.worldometers.info/coronavirus/>

**Public Health England:**

<https://www.gov.uk/government/publications/covid-19-track-coronavirus-cases>

**US Department of Homeland Security, Homeland Infrastructure Foundation-Level Data:**

<https://hifld-geoplatform.opendata.arcgis.com/datasets/hospitals>

**City of New York, NYC Health:**

<https://www1.nyc.gov/site/doh/covid/covid-19-data.page>

**Chicago Coronavirus Latest Data:**

<https://www.chicago.gov/city/en/sites/covid-19/home/latest-data.html>

**National Health Commission of the PRC:**

<http://www.nhc.gov.cn/xcs/yqtb/202003/bf66696029ba420098164607240074f8.shtml>

**CDC, Severe Outcomes Among Patients with Coronavirus Disease 2019 (COVID-19):**

<https://www.cdc.gov/mmwr/volumes/69/wr/mm6912e2.htm>

**Italian Department of Civil Protection, COVID Monitoring:**

<http://opendatadpc.maps.arcgis.com/apps/opsdashboard/index.html#/b0c68bce2cce478eaac82fe38d4138b1>

**The COVID Tracking Project:**

<https://covidtracking.com/data/>

**UK Office for National Statistics:**

<https://www.ons.gov.uk/peoplepopulationandcommunity/birthsdeathsandmarriages/deaths/bulletins/deathsregisteredweeklyinenglandandwalesprovisional/weekending24april2020>

**COVID-19 Information for Switzerland:**

<https://www.corona-data.ch/>

**European Centre for Disease Prevention and Control:**

<https://www.ecdc.europa.eu/en/publications-data/download-data-hospital-and-icu-admission-rates-and-current-occupancy-covid-19>

Worldwide Survival Rate, last 30d calculation =

$$\frac{[(Total\ Confirmed - Total\ Confirmed\ 30d\ ago) - (Total\ Deaths - Total\ Deaths\ 30d\ ago)]}{(Total\ Confirmed - Total\ Confirmed\ 30d\ ago)}$$

**Secretary of Health, Mexico:**

<https://www.gob.mx/salud/en>

**OECD Economic Outlooks, Statistics:**

[https://www.oecd-ilibrary.org/economics/data/oecd-economic-outlook-statistics-and-projections\\_eo-data-en](https://www.oecd-ilibrary.org/economics/data/oecd-economic-outlook-statistics-and-projections_eo-data-en)

**Public Health Authority of Sweden:**

<https://www.folkhalsomyndigheten.se/smittskydd-beredskap/utbrott/aktuella-utbrott/covid-19/bekraftade-fall-i-sverige>

**CDC Provisional COVID19 Deaths Counts**

<https://data.cdc.gov/NCHS/Provisional-COVID-19-Death-Counts-by-Sex-Age-and-S/9bhg-hcku>

**Canada Regional Data:**

<https://health-infobase.canada.ca/covid-19/epidemiological-summary-covid-19-cases.html#fn1>

**Canada Regional Populations (Q4 2019):**

<https://www150.statcan.gc.ca/t1/tbl1/en/tv.action?pid=1710000901>

**CDC COVID Data Tracker:**

<https://covid.cdc.gov/covid-data-tracker/#vaccinations>