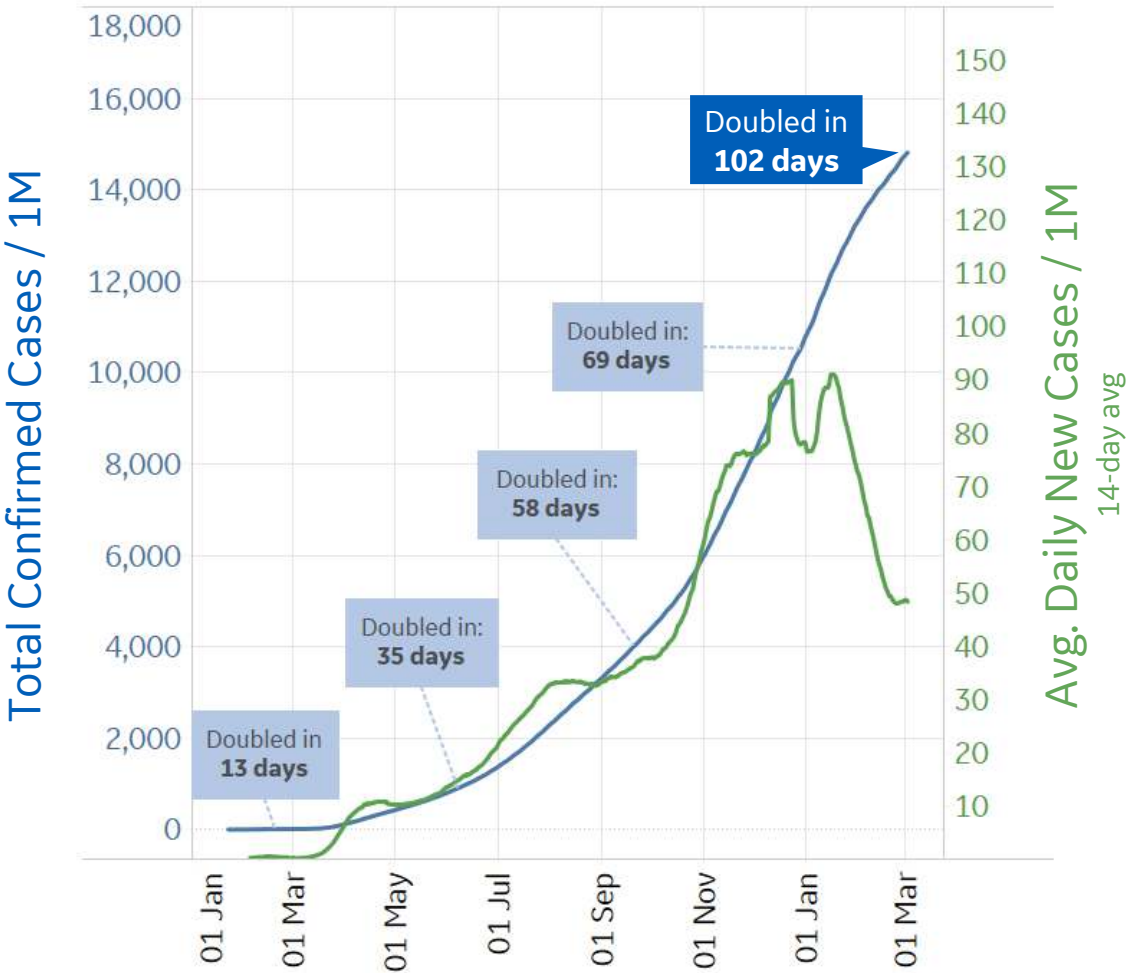




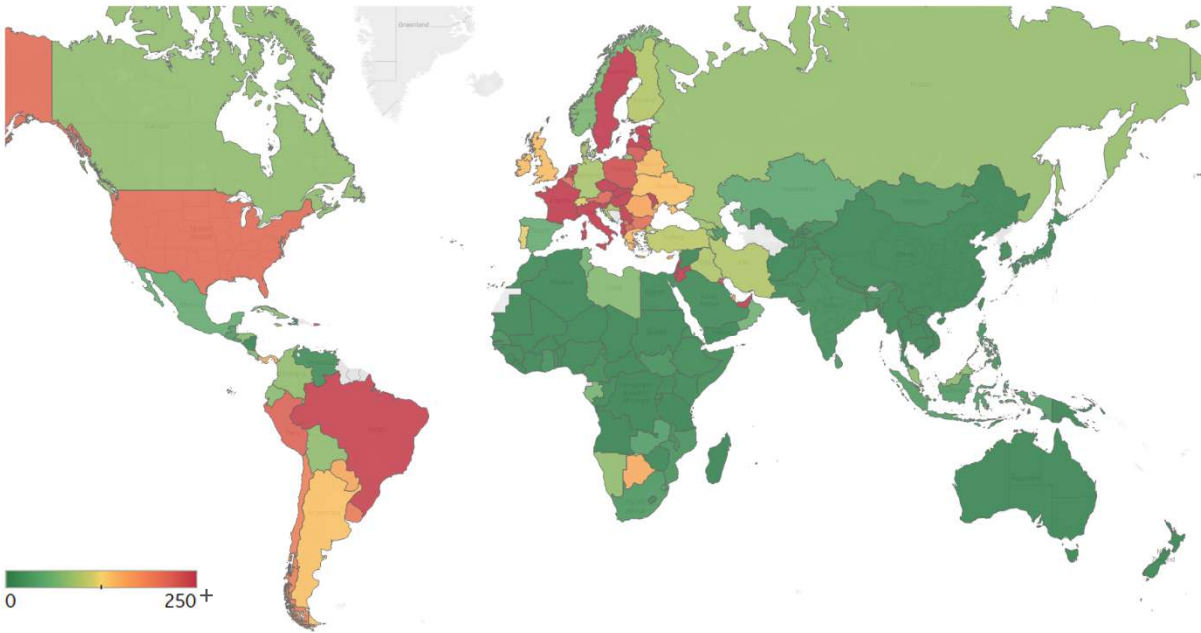
Global Confirmed & Active Cases

Trend since 22 Jan 2020



Avg. Daily New Cases / 1M

Over the last 14 days



Per 1M:	New Today	Change from 30 days ago
Active	4	+8%
Confirmed	40	+11%
Deaths	1	+14%
Recovered	35	+14%
	To Date	Last 30 Days
Worldwide Survival Rate	97.8%	97.3%



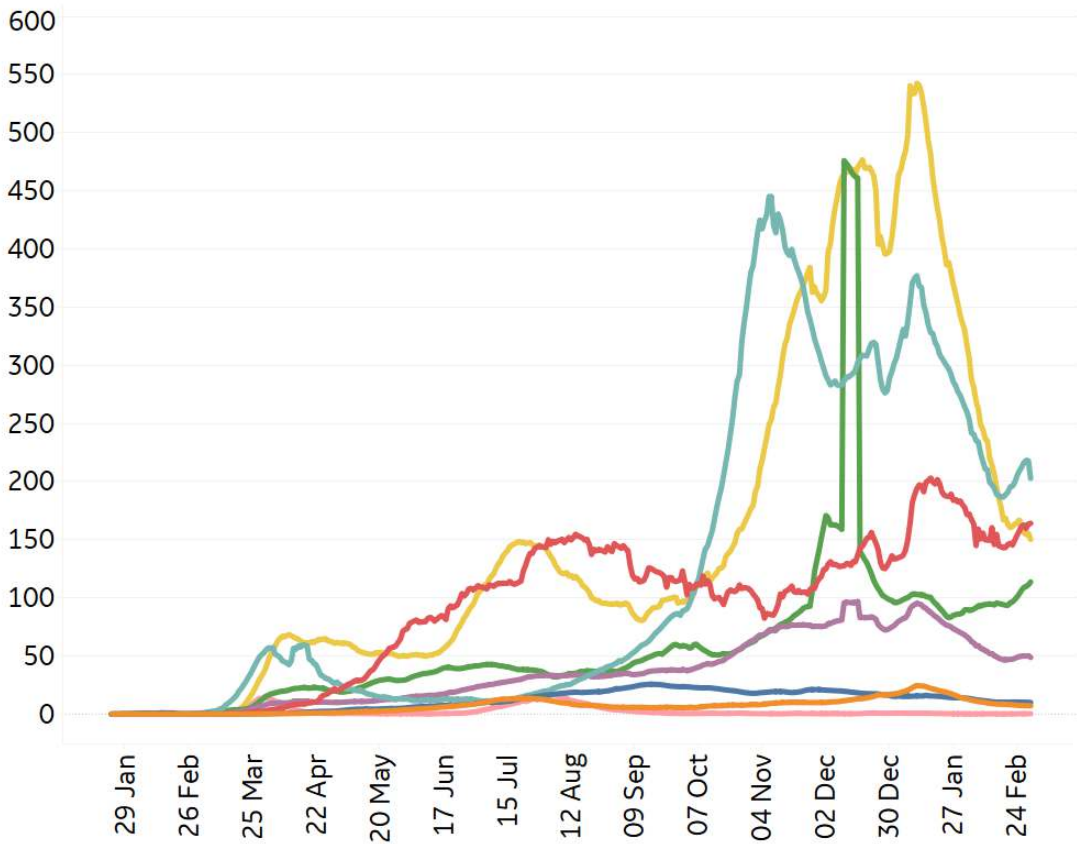
New Confirmed Cases & New Deaths

Updated 03 Mar 2021, 3:30 GMT 2

Key **World** **North America** **Europe** **Middle East** **Cent & South America** **Asia** **Africa** **Oceania**

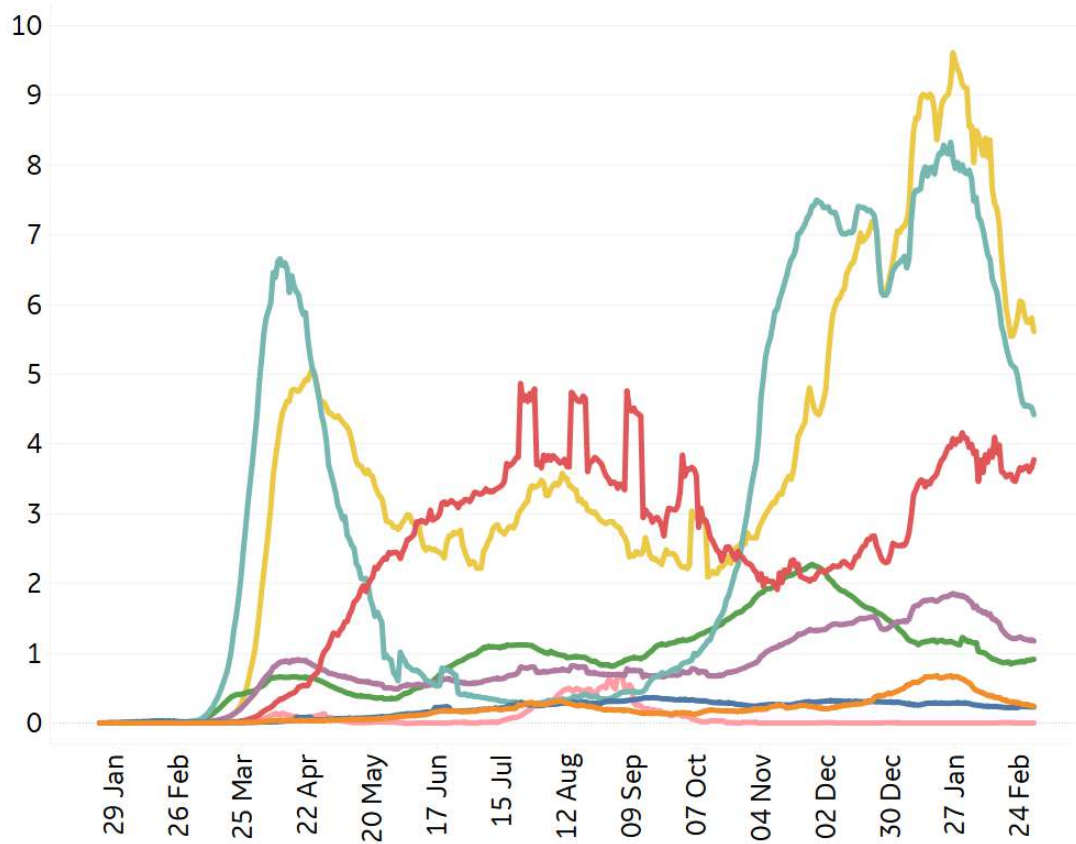
New Confirmed Cases / 1M

7-day rolling average



New Deaths / 1M

7-day rolling average



*Large jump in Middle East confirmed cases due to batched reporting of 823,225 new cases in **Turkey** on 10 Dec



Top 50 Countries: Per 1M



1 - 25

	Average over last 7 days		Total Since 22 Jan			Change from 14d Ago in 14 day avg of daily new	
	New Confirmed	New Deaths	Total Confirmed	Estimated Recovered	Total Deaths	Confirmed	Deaths
Czechia	1,117	16	116,934	100,752	1,933	45%	20%
Belgium	205	2	66,814	62,044	1,910	19%	-32%
Slovenia	353	5	91,901	84,975	1,858	-12%	-32%
UK	114	4	61,879	58,139	1,820	-37%	-50%
Italy	291	5	48,881	43,685	1,626	28%	-15%
Portugal	92	4	79,010	75,728	1,607	-70%	-65%
Hungary	420	11	45,101	38,760	1,572	127%	14%
Bos. and Herz.	170	5	40,565	36,963	1,568	69%	6%
US	198	6	86,765	82,308	1,561	-28%	-20%
North Macedo..	263	5	49,797	45,266	1,512	46%	14%
Bulgaria	239	8	36,271	31,907	1,495	73%	31%
Spain	-95	5	66,949	64,732	1,493	-86%	-38%
Peru	223	7	40,589	36,140	1,422	4%	12%
Panama	140	3	79,267	75,874	1,361	-21%	-32%
Slovakia	424	19	56,964	49,877	1,353	13%	4%
Croatia	108	3	59,304	56,623	1,351	7%	-33%
France	336	5	58,879	53,024	1,339	11%	-21%
Sweden	382	2	66,254	59,904	1,276	24%	-41%
EU	221	5	50,719	46,428	1,236	1%	-22%
Brazil	261	6	50,089	45,468	1,211	14%	12%
Lithuania	262	4	73,403	69,060	1,199	9%	-32%
Colombia	73	2	44,408	42,109	1,179	-35%	-40%
Poland	267	6	45,439	41,025	1,163	61%	-16%
Switzerland	120	1	64,546	61,733	1,156	-18%	-43%
Argentina	131	2	46,878	43,829	1,155	-4%	-12%

26 - 50

	Average over last 7 days		Total Since 22 Jan			Change from 14d Ago in 14 day avg of daily new	
	New Confirmed	New Deaths	Total Confirmed	Estimated Recovered	Total Deaths	Confirmed	Deaths
Chile	203	4	43,550	39,828	1,082	5%	-4%
Armenia	86	1	58,198	56,084	1,080	42%	-18%
Romania	173	4	42,003	38,750	1,066	27%	-3%
Moldova	330	6	46,566	41,525	992	51%	50%
Austria	228	3	51,382	47,470	955	37%	-16%
Netherlands	268	3	64,860	60,307	921	24%	-13%
Georgia	85	3	68,029	65,911	885	-32%	-8%
Ireland	125	4	44,682	41,877	878	-25%	-37%
Kosovo	274	3	38,089	34,277	876	16%	36%
Latvia	352	5	46,179	40,324	868	-8%	-43%
Lebanon	433	8	55,679	49,637	704	-4%	-18%
Israel	423	3	90,719	84,199	669	-32%	-37%
Albania	324	7	37,815	32,252	638	-4%	38%
Costa Rica	68	1	40,343	38,797	554	-7%	-14%
Serbia	393	2	53,435	48,017	512	71%	4%
Jordan	418	2	39,427	34,055	466	117%	69%
Estonia	897	6	51,065	39,832	456	69%	15%
West Bank an..	342	2	40,995	36,643	452	87%	30%
Denmark	90	1	36,758	35,134	409	21%	-60%
Turkey	115	1	32,290	30,512	340	11%	-26%
Bahrain	363	2	72,598	66,943	266	-9%	26%
Kuwait	246	1	45,280	41,773	256	8%	44%
UAE	307	2	40,117	35,780	127	-8%	21%
Qatar	161	0	57,132	54,799	90	7%	-57%
Total World	49	1	14,813	13,808	329	-7%	-18%

Change from 14d ago:
Compares 14d-avgs. of Daily New Cases/Deaths
today with 14d-avgs. from 14d ago

Estimated Recovered: Cases 14d ago - Deaths today

Slovakia reports the highest average new deaths
over the last week of (19 new deaths per 1M)

Top 50 countries selected by Cases / 1M
Sorted by Total Deaths / 1M
Excluded countries with population < 1M



Top 50 Countries: Raw Volume

Updated 03 Mar 2021, 3:30 GMT

4

1 - 25

	Average over last 7 days		Total Since 22 Jan			Change from 14d Ago in 14 day avg of daily new	
	New Confirmed	New Deaths	Total Confirmed	Estimated Recovered	Total Deaths	Confirmed	Deaths
EU	98,303	2,144	22,582,739	20,671,946	550,487	1%	-22%
US	65,422	1,986	28,719,552	27,244,079	516,581	-28%	-20%
Brazil	55,579	1,262	10,646,926	9,664,620	257,361	14%	12%
Mexico	6,418	768	2,097,194	1,817,388	187,187	-29%	-32%
India	15,620	111	11,139,516	10,779,974	157,346	26%	9%
UK	7,706	285	4,200,700	3,946,806	123,530	-37%	-50%
Italy	17,610	277	2,955,434	2,641,303	98,288	28%	-15%
France	21,958	311	3,843,241	3,461,079	87,373	11%	-21%
Russia	11,166	399	4,220,291	3,968,077	85,458	-21%	-13%
Germany	8,114	306	2,462,061	2,281,840	70,926	-3%	-25%
Spain	-4,464	246	3,130,184	3,026,542	69,801	-86%	-38%
Iran	8,224	86	1,648,174	1,473,767	60,267	11%	14%
Colombia	3,716	122	2,259,599	2,142,626	59,972	-35%	-40%
Argentina	5,921	97	2,118,676	1,980,868	52,192	-4%	-12%
South Africa	1,318	123	1,514,815	1,443,848	50,271	-41%	-42%
Peru	7,363	233	1,338,297	1,191,607	46,894	4%	12%
Poland	10,107	225	1,719,708	1,552,665	44,008	61%	-16%
Indonesia	6,917	215	1,347,026	1,197,441	36,518	-16%	-3%
Turkey	9,669	70	2,723,316	2,573,328	28,706	11%	-26%
Ukraine	6,646	137	1,405,394	1,294,756	27,650	48%	1%
Belgium	2,378	26	774,344	719,064	22,141	19%	-32%
Canada	2,950	40	878,051	814,551	22,043	-9%	-44%
Czechia	11,964	166	1,252,242	1,078,953	20,701	45%	20%
Chile	3,885	76	832,512	761,355	20,684	5%	-4%
Romania	3,333	71	808,040	745,461	20,509	27%	-3%

26 - 50

	Average over last 7 days		Total Since 22 Jan			Change from 14d Ago in 14 day avg of daily new	
	New Confirmed	New Deaths	Total Confirmed	Estimated Recovered	Total Deaths	Confirmed	Deaths
Portugal	934	43	805,647	772,172	16,389	-70%	-65%
Ecuador	1,564	40	286,725	252,223	15,850	11%	-4%
Netherlands	4,585	44	1,111,364	1,033,345	15,775	24%	-13%
Hungary	4,059	105	435,689	374,434	15,188	127%	14%
Iraq	3,971	21	703,778	636,524	13,458	91%	115%
Pakistan	1,334	44	583,916	552,976	13,013	6%	-9%
Sweden	3,859	24	669,113	604,987	12,882	24%	-41%
Philippines	2,225	37	580,442	539,877	12,369	21%	30%
Switzerland	1,038	11	558,622	534,277	10,005	-18%	-43%
Morocco	350	10	484,159	470,426	8,645	-25%	-28%
Austria	2,057	24	462,769	427,534	8,605	37%	-16%
Bangladesh	457	7	547,316	533,011	8,423	10%	-16%
Japan	982	59	433,700	410,430	8,005	-37%	-27%
Slovakia	2,316	102	311,002	272,308	7,388	13%	4%
Saudi Arabia	333	5	378,002	366,863	6,505	-2%	10%
Panama	602	14	342,019	327,380	5,871	-21%	-32%
Israel	3,664	22	785,218	728,785	5,790	-32%	-37%
Lebanon	2,957	51	380,036	338,796	4,805	-4%	-18%
Jordan	4,266	24	402,282	347,463	4,756	117%	69%
Serbia	3,433	16	466,885	419,545	4,475	71%	4%
Nepal	90	102	274,294	270,168	2,777	-19%	2788%
Belarus	1,244	9	289,136	268,928	1,993	-13%	-3%
UAE	3,034	15	396,771	353,878	1,253	-8%	21%
Malaysia	2,272	9	304,135	268,024	1,141	-25%	-18%
Total World	377,380	9,109	114,751,416	106,962,232	2,549,216	-7%	-18%

*Change from 14d ago:
Compares 14d-avgs. of Daily New Cases/Deaths today with 14d-avgs. from 14d ago

Estimated Recovered: Cases 14d ago - Deaths today

Compared to 14 days ago, average new cases in **France** increased 11% while average new deaths decreased 21%

Top 50 countries selected by Total Cases
Sorted by Raw Total Deaths
Excluded countries with population < 1M

N/A** due to inconsistent reporting of Recovered Cases



United States: Per 1M



1 - 25

	Average over last 7 days		Total Since 22 Jan			Change from 14d Ago in 14 day avg of daily new	
	New Confirmed	New Deaths	Total Confirmed	Estimated Recovered	Total Deaths	Confirmed	Deaths
New Jersey	378	6	89,593	81,933	2,626	-6%	-10%
New York	380	6	85,161	77,379	2,458	-11%	-22%
Rhode Island	349	4	119,741	112,848	2,384	-19%	-51%
Massachusetts	229	6	84,562	78,983	2,348	-30%	-33%
Mississippi	196	7	99,221	94,750	2,259	-46%	-40%
Arizona	157	8	112,474	107,667	2,206	-45%	-33%
Connecticut	258	3	79,412	73,813	2,148	-14%	-34%
South Dakota	179	4	127,339	122,878	2,134	-5%	-32%
Louisiana	161	4	92,771	88,356	2,075	-33%	-13%
Alabama	159	10	100,837	96,365	2,038	-39%	-46%
North Dakota	101	1	131,166	127,685	1,938	20%	14%
Pennsylvania	200	4	73,293	68,569	1,880	-24%	-27%
Indiana	121	4	98,445	94,754	1,875	-41%	-54%
Illinois	136	3	93,856	90,131	1,800	-28%	-30%
New Mexico	150	7	88,487	84,566	1,784	-26%	-21%
Iowa	176	4	115,618	102,952	1,743	281%	-32%
Arkansas	301	-6	107,015	102,151	1,741	-39%	-109%
Tennessee	189	5	113,679	109,543	1,675	-40%	-54%
S. Carolina	330	6	100,767	93,592	1,666	-33%	-29%
Michigan	134	2	64,991	61,580	1,657	1%	-27%
Georgia	282	7	95,297	89,685	1,646	-19%	-24%
Kansas	126	5	101,827	97,876	1,613	-36%	-42%
Nevada	127	3	95,544	92,223	1,613	-42%	-43%
Texas	251	8	92,016	87,270	1,524	-35%	-26%
Ohio	131	5	82,887	79,214	1,484	-37%	128%

26 - 51

	Average over last 7 days		Total Since 22 Jan			Change from 14d Ago in 14 day avg of daily new	
	New Confirmed	New Deaths	Total Confirmed	Estimated Recovered	Total Deaths	Confirmed	Deaths
Delaware	288	7	89,542	84,151	1,464	-18%	29%
Florida	263	6	89,306	84,094	1,450	-19%	-15%
DC	187	4	57,764	54,002	1,444	-23%	-44%
Missouri	78	2	80,785	78,209	1,352	-39%	9%
California	125	11	90,553	87,241	1,336	-46%	-6%
Maryland	131	3	63,379	60,261	1,308	-30%	-31%
West Virginia	163	2	73,757	70,204	1,284	-34%	-54%
Montana	149	3	93,713	90,097	1,284	-24%	-50%
Wisconsin	120	3	106,194	103,285	1,211	-30%	-15%
Wyoming	144	3	94,214	91,003	1,178	-4%	-47%
Minnesota	141	1	86,115	82,995	1,163	-4%	-35%
Oklahoma	173	11	107,405	103,677	1,146	-55%	3%
Nebraska	144	3	104,087	100,994	1,077	-35%	7%
N. Carolina	233	4	82,323	77,712	1,076	-40%	-37%
Virginia	193	22	67,783	63,776	1,048	-41%	267%
Idaho	157	2	96,155	92,931	1,047	-9%	0%
Kentucky	230	6	90,920	86,419	1,046	-35%	-30%
Colorado	204	1	74,776	71,036	1,035	-8%	-26%
New Hampshire	198	2	55,749	51,769	860	-14%	-56%
Washington	108	2	44,839	42,648	655	-22%	-29%
Utah	187	4	116,027	112,415	608	-31%	36%
Oregon	81	2	36,995	35,244	528	-25%	-45%
Maine	128	5	33,435	31,297	523	-23%	58%
Alaska	197	2	80,381	77,375	413	-18%	87%
Vermont	156	2	24,635	21,973	330	-15%	0%
Hawaii	37	1	19,647	18,834	309	-20%	-19%

*Change from 14d ago:
Compares 14d-avgs. of Daily New Cases/Deaths
today with 14d-avgs. from 14d ago

Estimated Recovered: Cases 14d ago - Deaths today

In the past 14 days, cases in **Oklahoma** increased 2.6% while deaths increased 12%

Sorted by Total Deaths / 1M

N/As due to states revising and updating case counts



United States: Raw Volume



1 - 25

	Average over last 7 days		Total Since 22 Jan			Change from 14d Ago in 14 day avg of daily new	
	New Confirmed	New Deaths	Total Confirmed	Estimated Recovered	Total Deaths	Confirmed	Deaths
California	4,947	416	3,577,966	3,447,073	52,798	-46%	-6%
New York	7,399	112	1,656,684	1,505,299	47,818	-11%	-22%
Texas	7,285	238	2,668,091	2,530,462	44,186	-35%	-26%
Florida	5,652	132	1,918,100	1,806,150	31,135	-19%	-15%
Pennsylvania	2,559	55	938,296	877,814	24,062	-24%	-27%
New Jersey	3,360	49	795,785	727,744	23,321	-6%	-10%
Illinois	1,726	39	1,189,326	1,142,119	22,803	-28%	-30%
Georgia	2,998	79	1,011,807	952,222	17,480	-19%	-24%
Ohio	1,532	54	968,874	925,945	17,346	-37%	128%
Michigan	1,335	23	649,057	614,988	16,544	1%	-27%
Massachusetts	1,580	43	582,844	544,394	16,182	-30%	-33%
Arizona	1,145	59	818,670	783,680	16,060	-45%	-33%
Indiana	816	25	662,750	637,907	12,623	-41%	-54%
Tennessee	1,289	34	776,337	748,087	11,436	-40%	-54%
N. Carolina	2,446	46	863,409	815,052	11,288	-40%	-37%
Alabama	778	47	494,421	472,497	9,991	-39%	-46%
Louisiana	746	21	431,271	410,747	9,647	-33%	-13%
Virginia	1,646	184	578,559	544,365	8,943	-41%	267%
S. Carolina	1,702	31	518,823	481,877	8,576	-33%	-29%
Missouri	476	13	495,812	480,004	8,297	-39%	9%
Maryland	792	20	383,170	364,316	7,905	-30%	-31%
Connecticut	920	12	283,128	263,164	7,658	-14%	-34%
Wisconsin	698	20	618,307	601,368	7,050	-30%	-15%
Mississippi	582	21	295,295	281,990	6,724	-46%	-40%
Minnesota	795	8	485,655	468,063	6,558	-4%	-35%

26 - 51

	Average over last 7 days		Total Since 22 Jan			Change from 14d Ago in 14 day avg of daily new	
	New Confirmed	New Deaths	Total Confirmed	Estimated Recovered	Total Deaths	Confirmed	Deaths
Colorado	1,175	7	430,615	409,078	5,959	-8%	-26%
Iowa	554	14	364,782	324,820	5,498	281%	-32%
Arkansas	908	-18	322,949	308,271	5,254	-39%	-109%
Washington	821	15	341,441	324,758	4,988	-22%	-29%
Nevada	392	9	294,289	284,062	4,967	-42%	-43%
Kansas	366	14	296,654	285,143	4,700	-36%	-42%
Kentucky	1,027	28	406,201	386,091	4,671	-35%	-30%
Oklahoma	684	44	424,999	410,246	4,534	-55%	3%
New Mexico	315	14	185,542	177,320	3,740	-26%	-21%
Rhode Island	370	4	126,849	119,547	2,525	-19%	-51%
West Virginia	292	4	132,184	125,816	2,301	-34%	-54%
Oregon	342	9	156,037	148,650	2,225	-25%	-45%
Nebraska	278	5	201,346	195,363	2,084	-35%	7%
Utah	599	12	371,979	360,398	1,949	-31%	36%
South Dakota	158	4	112,652	108,705	1,888	-5%	-32%
Idaho	281	4	171,836	166,074	1,871	-9%	0%
North Dakota	77	1	99,957	97,304	1,477	20%	14%
Delaware	281	7	87,193	81,943	1,426	-18%	29%
Montana	160	4	100,158	96,294	1,372	-24%	-50%
New Hampshire	269	2	75,803	70,391	1,170	-14%	-56%
DC	132	3	40,767	38,112	1,019	-23%	-44%
Maine	173	6	44,944	42,070	703	-23%	58%
Wyoming	83	2	54,527	52,669	682	-4%	-47%
Hawaii	52	1	27,818	26,667	438	-20%	-19%
Alaska	144	2	58,802	56,603	302	-18%	87%
Vermont	97	1	15,372	13,711	206	-15%	0%

*Change from 14d ago:
Compares 14d-avgs. of Daily New Cases/Deaths
today with 14d-avgs. from 14d ago

Estimated Recovered: Cases 14d ago - Deaths today

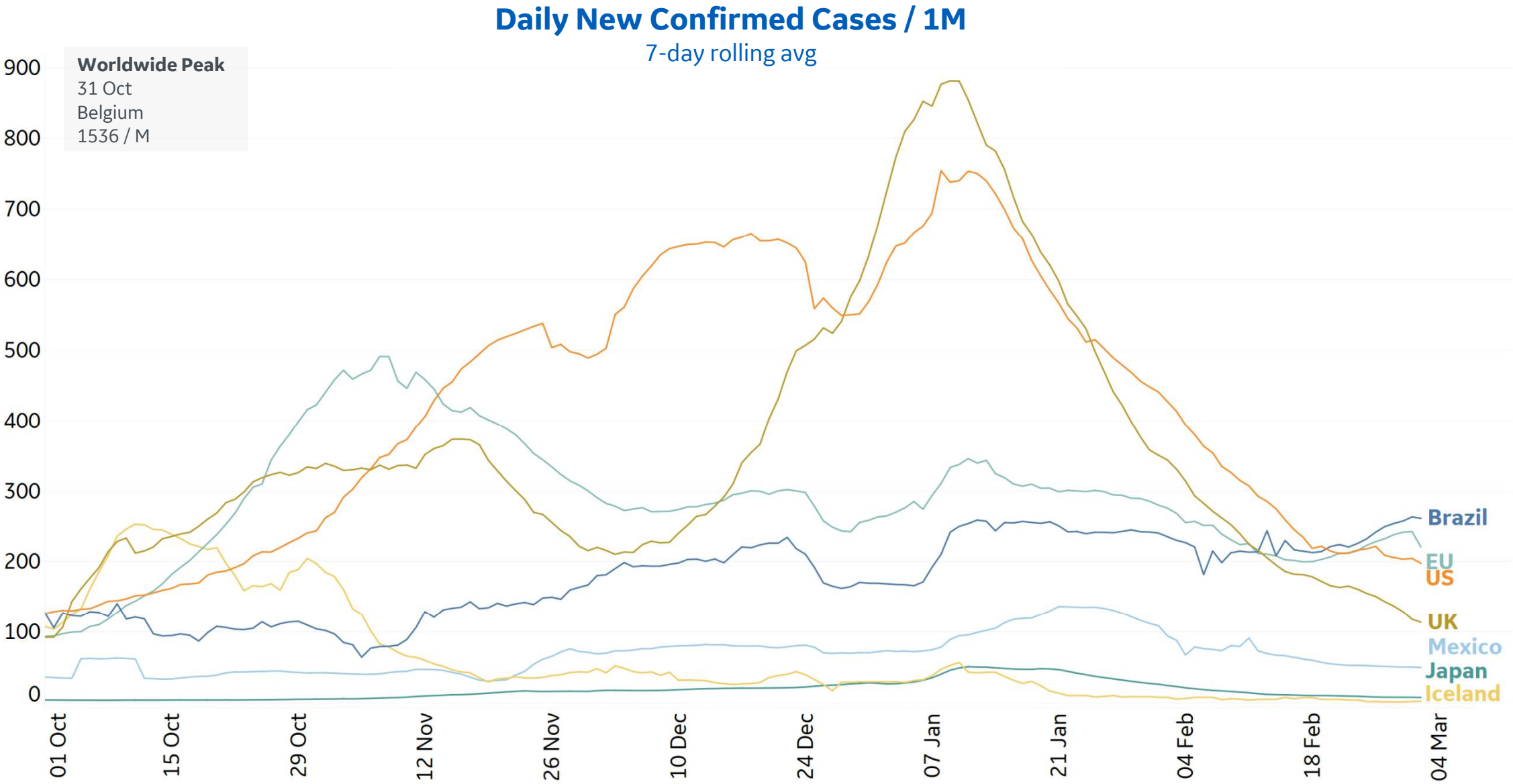
In the last 7 days in **Virginia**, total cases increased 2.4% while reported deaths increased 19.4%

Sorted by Raw Total Deaths

N/As due to states revising and updating case counts



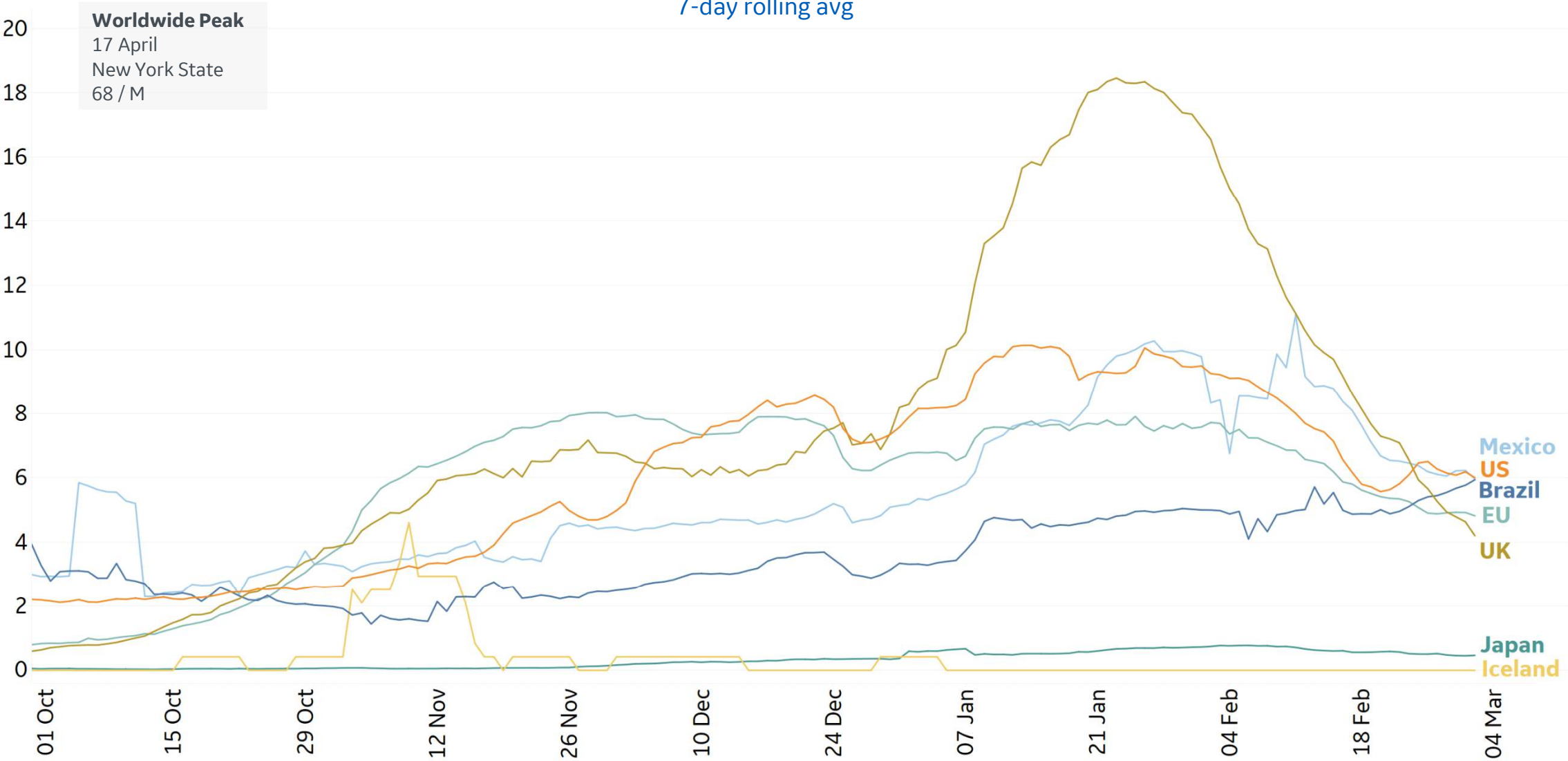
New Confirmed Cases in Select Countries





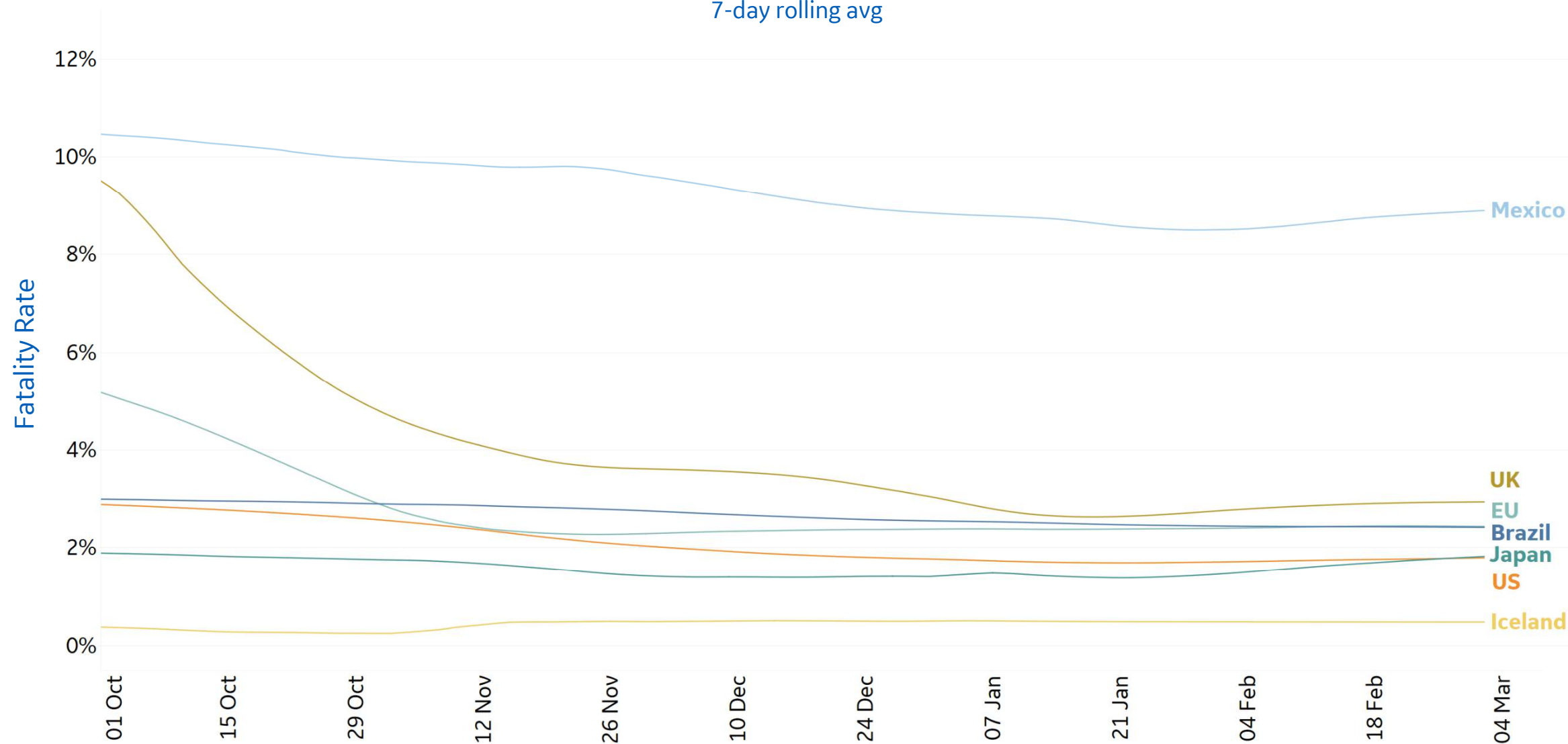
New Deaths in Select Countries

Daily New Deaths / 1M
7-day rolling avg





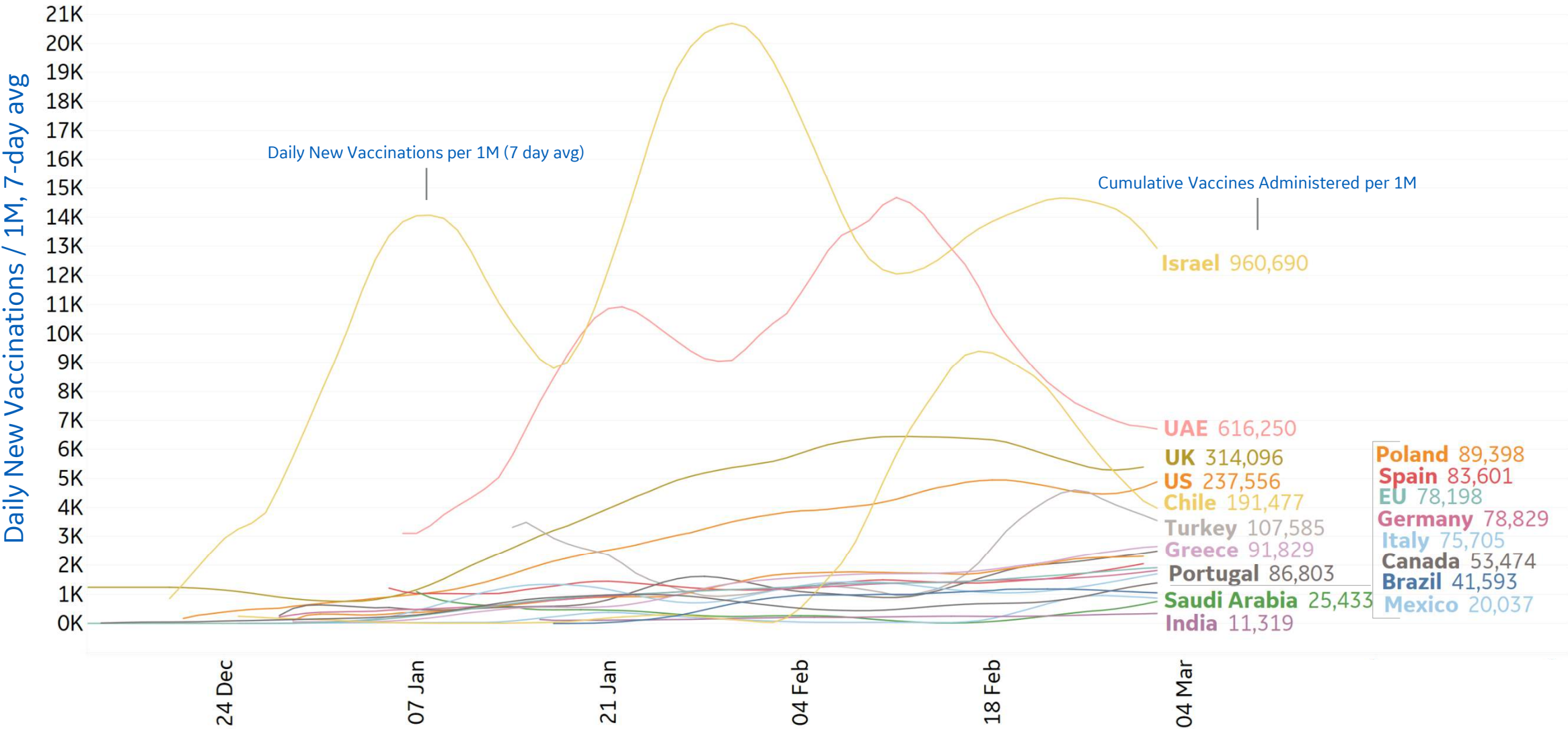
7-day rolling avg





Daily & Total Vaccinations, Select Countries

Select countries with data available





US State Vaccinations to Date

State	% Fully Vaccinated	% Rec'd at Least 1 Dose	Population
Alaska	13.8%	23.0%	731,545
New Mexico	11.9%	22.1%	2,096,829
West Virginia	11.8%	18.1%	1,792,147
South Dakota	10.8%	21.1%	884,659
North Dakota	10.8%	20.2%	762,062
Oklahoma	10.2%	18.0%	3,956,971
Hawaii	10.1%	17.6%	1,415,872
Wyoming	9.6%	17.4%	578,759
Vermont	9.5%	17.9%	623,989
Wisconsin	9.0%	16.9%	5,822,434
Montana	8.8%	17.8%	1,068,778
Oregon	8.8%	15.7%	4,217,737
Virginia	8.8%	16.3%	8,535,519
Indiana	8.7%	15.2%	6,732,219
Connecticut	8.6%	20.3%	3,565,287
Michigan	8.6%	15.1%	9,986,857
North Carolina	8.5%	15.7%	10,488,084
Nebraska	8.5%	16.4%	1,934,408
Colorado	8.4%	16.2%	5,758,736
Minnesota	8.4%	17.1%	5,639,632
Washington	8.4%	15.5%	7,614,893
Florida	8.4%	15.1%	21,477,737
Louisiana	8.3%	14.9%	4,648,794
Maryland	8.2%	14.8%	6,045,680
New Jersey	8.2%	16.4%	8,882,190

7.8%
Total US population
fully vaccinated
(**77,868** per million)

15.4%
Total US population
having received
at least 1 dose
(**153,947** per million)

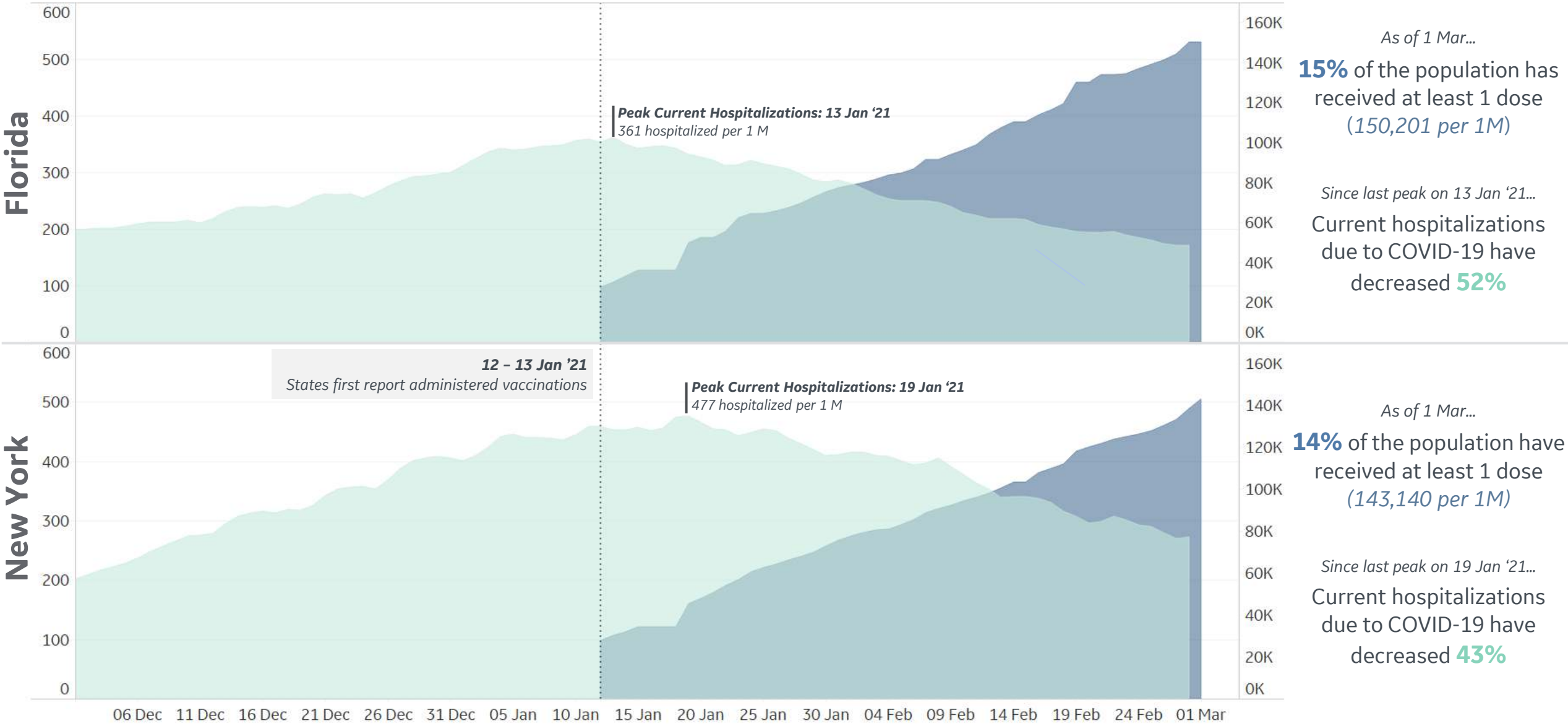
Fully vaccinated people are persons who have received all doses required per vaccine

State	% Fully Vaccinated	% Rec'd at Least 1 Dose	Population
Ohio	8.1%	15.1%	11,689,100
Arizona	8.1%	17.8%	7,278,717
Nevada	7.9%	15.2%	3,080,156
Kentucky	7.9%	15.7%	4,467,673
Maine	7.9%	16.8%	1,344,212
Massachusetts	7.9%	18.7%	6,892,503
New York	7.8%	14.8%	19,453,561
Arkansas	7.8%	14.3%	3,017,804
Delaware	7.8%	15.2%	973,764
Missouri	7.6%	14.7%	6,137,428
Rhode Island	7.6%	18.5%	1,059,361
Idaho	7.5%	14.7%	1,787,065
Mississippi	7.4%	14.3%	2,976,149
California	7.4%	16.5%	39,512,223
New Hampshir..	7.2%	17.1%	1,359,711
Texas	7.1%	13.4%	28,995,881
Georgia	7.1%	12.2%	10,617,423
Tennessee	7.0%	13.5%	6,829,174
Kansas	7.0%	14.5%	2,913,314
Pennsylvania	6.9%	15.6%	12,801,989
South Carolina	6.8%	14.5%	5,148,714
Illinois	6.7%	16.3%	12,671,821
Alabama	6.6%	13.2%	4,903,185
Utah	5.9%	12.7%	3,205,958
Iowa	5.9%	17.3%	3,155,070



Feature: COVID-19 Vaccine & Hospitalizations, FL & NY

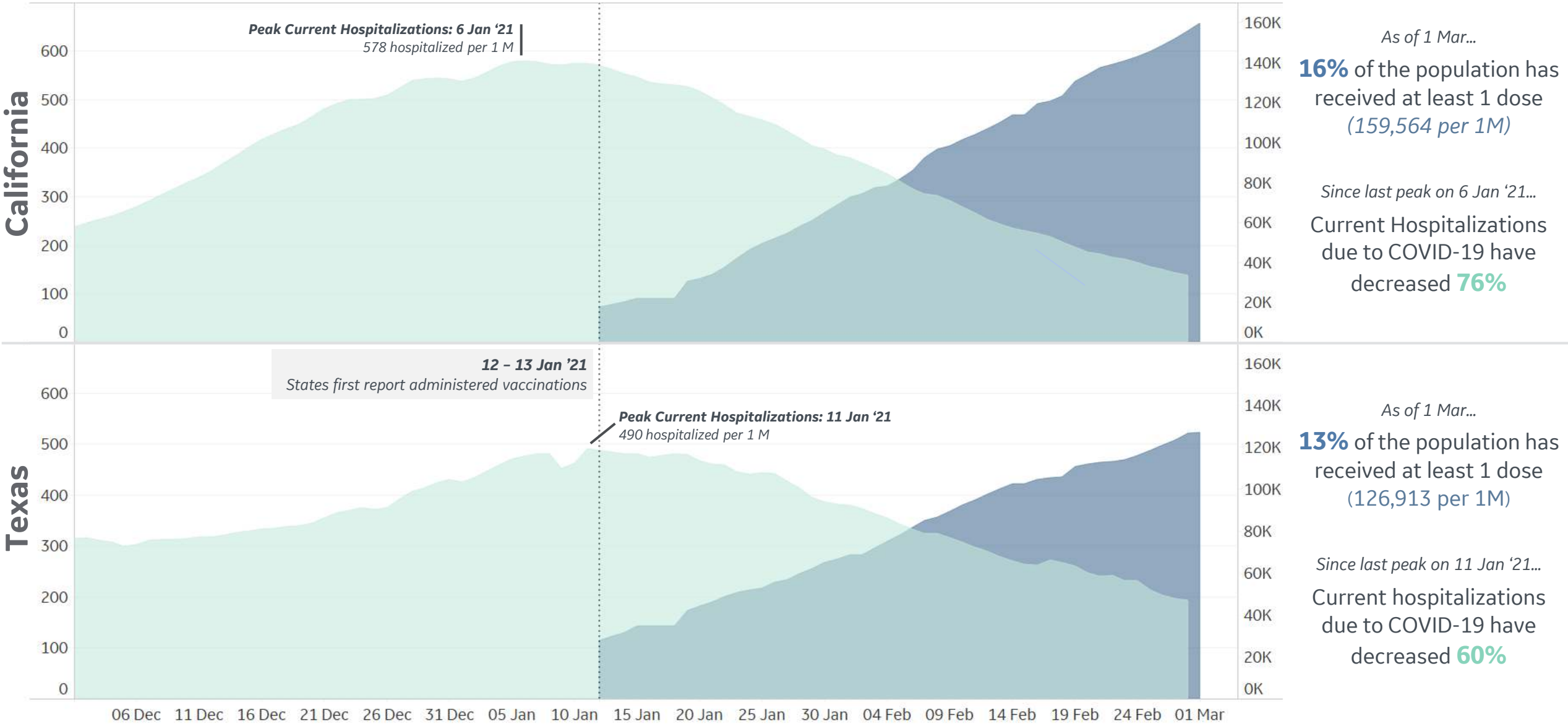
Current Hospitalizations and People Vaccinated per 1M in Florida and New York





Feature: COVID-19 Vaccine & Hospitalizations, CA & TX

Current Hospitalizations and People Vaccinated per 1M in California and Texas





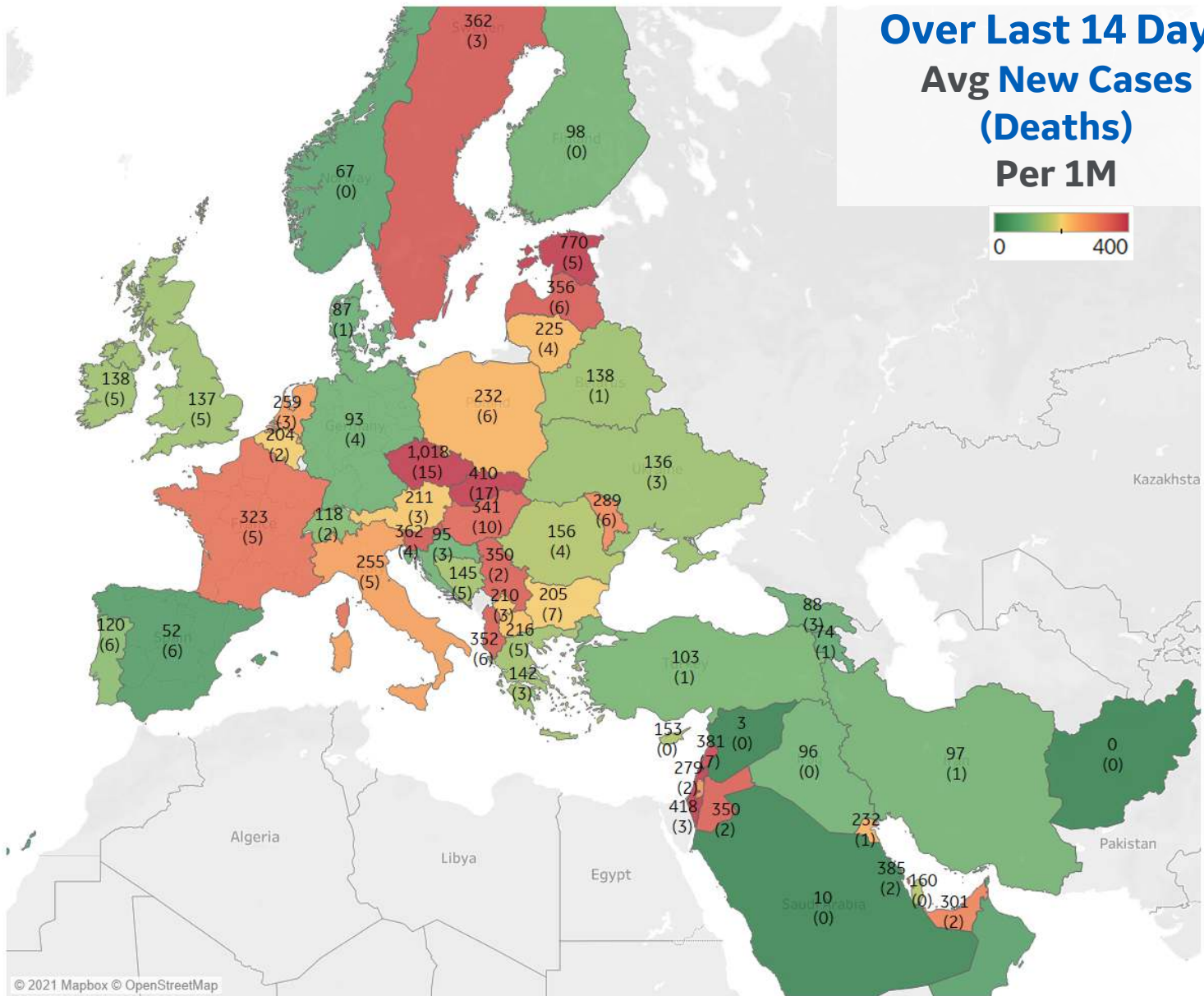
Per 1M in Region

	Today	Change
Active Cases	16,756	+0.0%
Confirmed	109 new	+0.3%
Deaths	4 new	+0.4%
Recovered	107 new	+0.5%

Most Daily New Cases / 1M

Czechia	1,018
Estonia	770
Israel	418
Slovakia	410
Bahrain	385
Lebanon	381
Sweden	362
Slovenia	362
Latvia	356
Albania	352

* Excludes regions with population < 1M





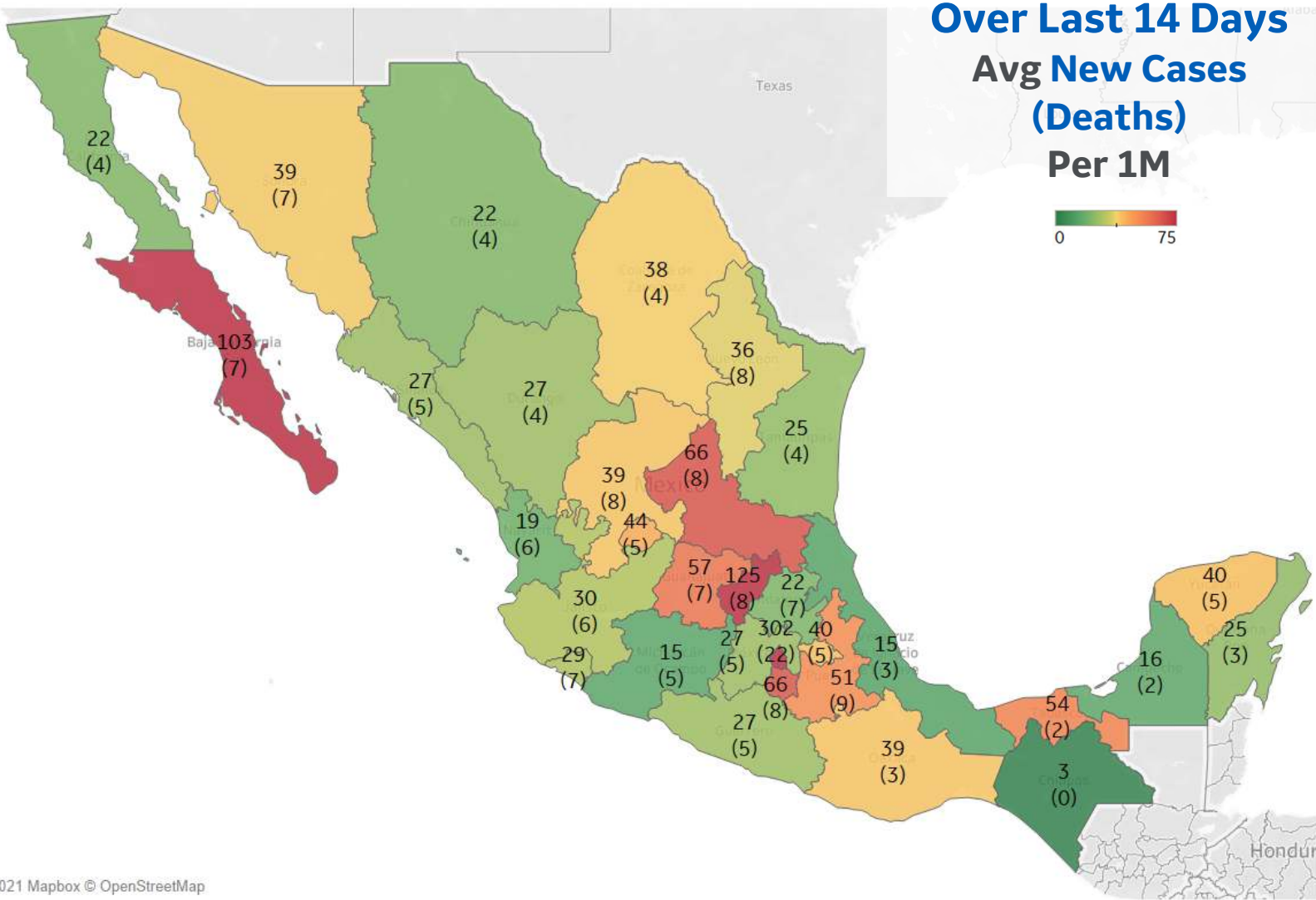
Mexico

Per 1M in Region

	Today	Change
Active Cases	2,053	+0.6%
Confirmed	61 new	+0.4%
Deaths	8 new	+0.6%
Recovered	42 new	+0.3%

Most Daily New Cases / 1M

Distrito Federal	302
Querétaro	125
Baja California Sur	103
San Luis Potosí	66
Morelos	66
Guanajuato	57
Tabasco	54
Nacional	53
Puebla	51
Aguascalientes	44

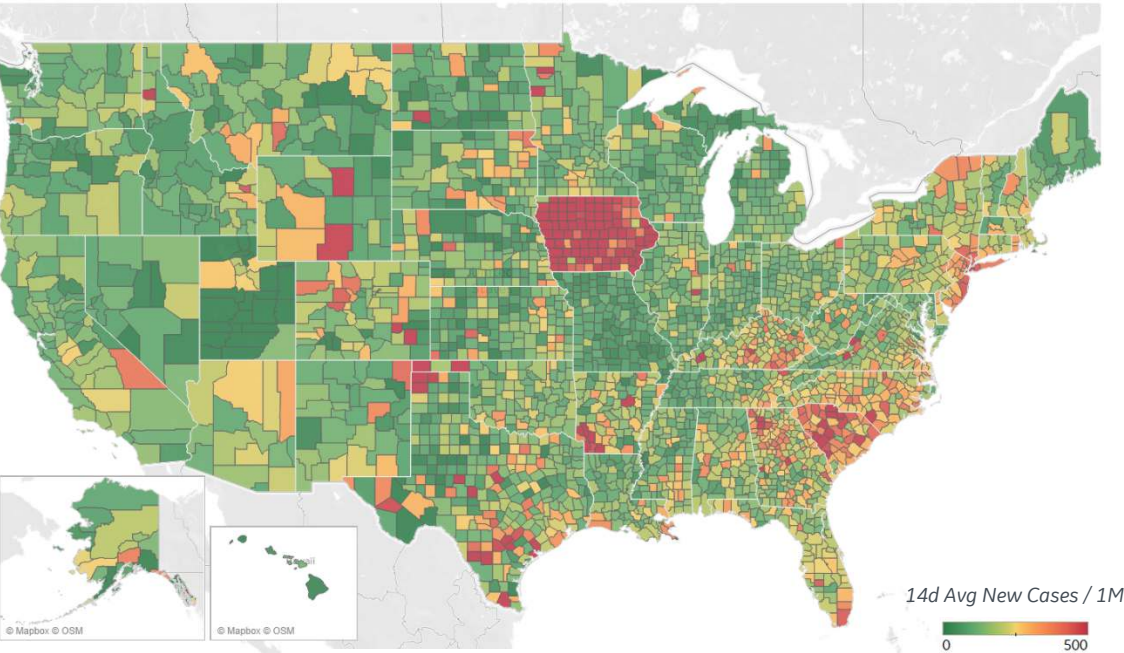


*Data thru 1 Mar



US Counties: Recent Cases and Deaths

Average New Cases per 1M Over Last 14 Days

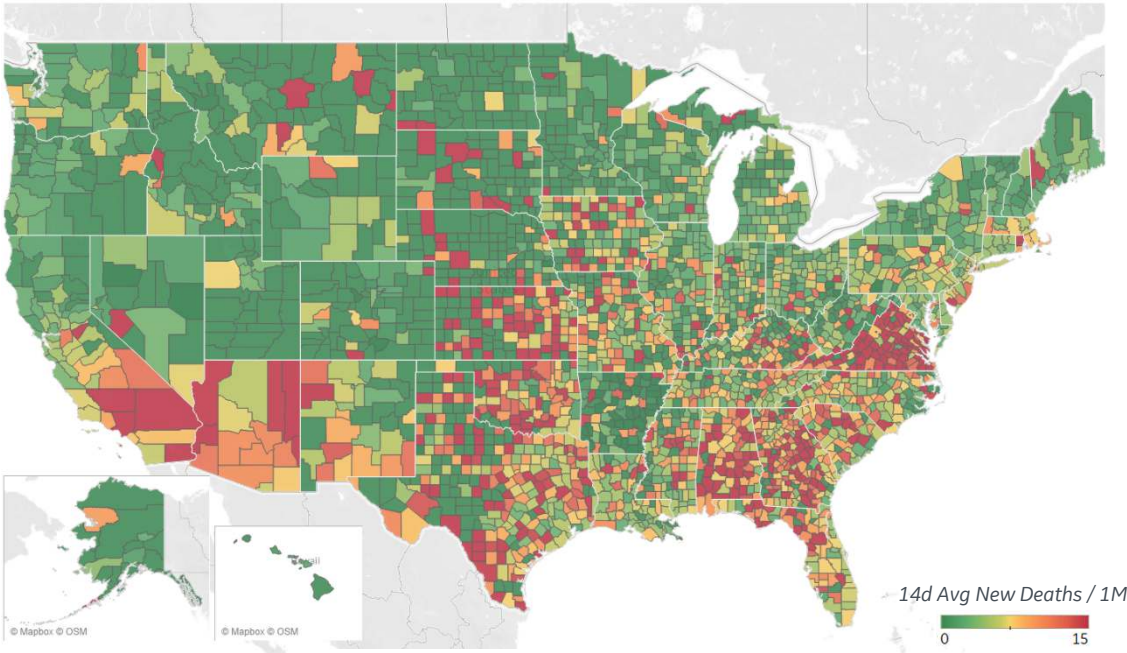


Top 10 by New Confirmed

Avg New Confirmed Cases / 1M

Polk County, IA	1,166
York County, SC	528
Lexington County, SC	524
Hidalgo County, TX	502
New York City*	488
Hudson County, NJ	457
Ocean County, NJ	454
Cherokee County, GA	454
Spartanburg County, SC	453
Nassau County, NY	451

Average New Deaths per 1M Over Last 14 Days



Top 10 by New Deaths

Avg New Deaths/ 1M

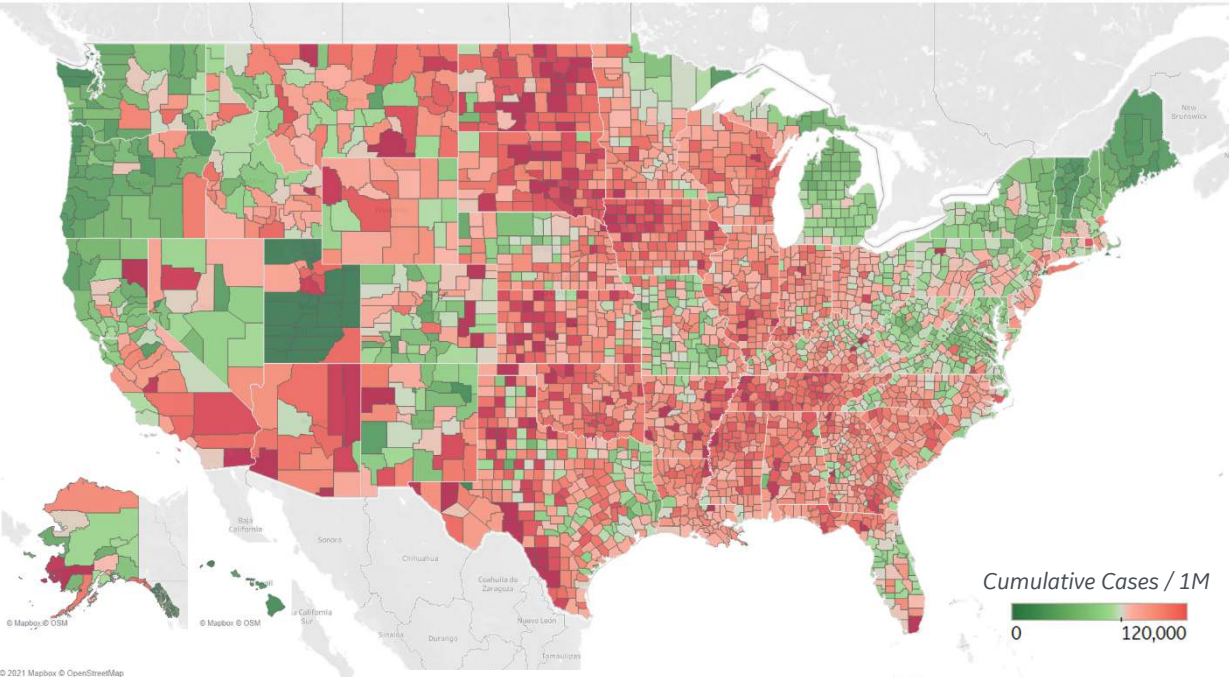
Henrico County, VA	32
Marion County, FL	22
Chesterfield County, VA	22
San Bernardino County, CA	17
Kern County, CA	17
Los Angeles County, CA	17
Cameron County, TX	16
Providence County, RI	16
Prince William County, VA	15
Webb County, TX	15

Note: Lists includes counties
≥ 250K population



US Counties: Cumulative Cases and Deaths

Confirmed **Cases** per 1M to date

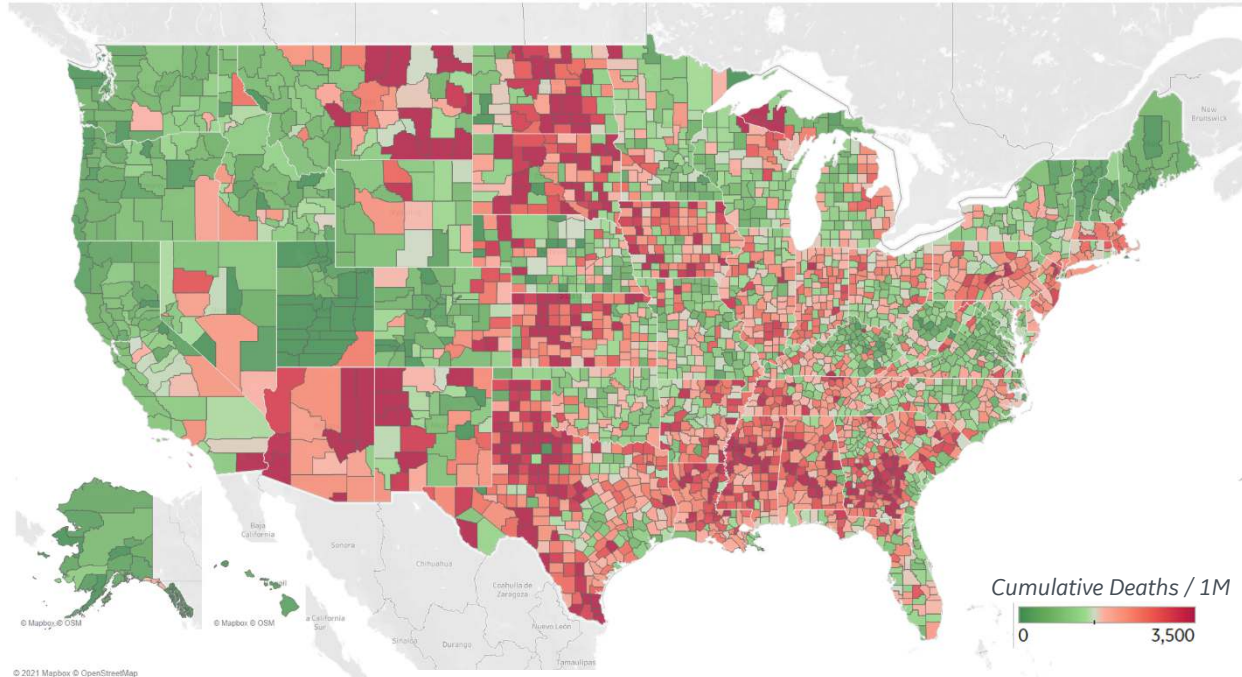


Top 10 Counties

Total Confirmed Cases / 1M

Lubbock County, TX	155,119
Webb County, TX	154,291
Miami-Dade County, FL	151,975
El Paso County, TX	147,946
Utah County, UT	141,878
San Bernardino County, CA	131,561
Providence County, RI	127,685
Brown County, WI	123,625
Greenville County, SC	122,366
Salt Lake County, UT	119,704

Reported **Deaths** per 1M to date



Top 10 Counties

Total Reported Deaths / 1M

New York City*	5,455
Cameron County, TX	3,533
Passaic County, NJ	3,384
Essex County, NJ	3,358
Union County, NJ	3,178
Ocean County, NJ	3,073
Hidalgo County, TX	3,045
Hudson County, NJ	2,991
Hampden County, MA	2,873
Providence County, RI	2,841

Note: Lists includes counties $\geq 250K$ population

* New York City counties aggregated into one reporting area



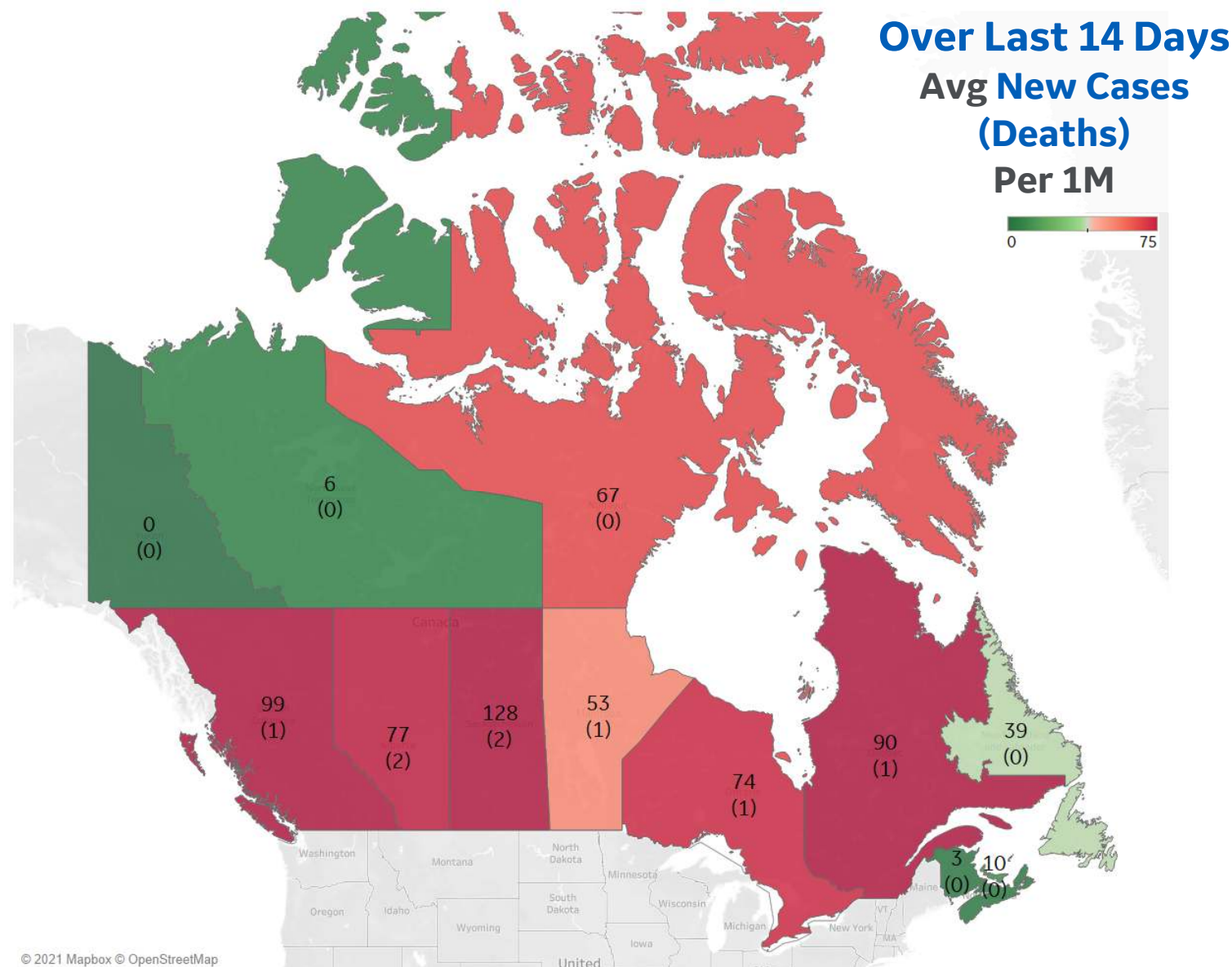
Der 1M in Region

	Today	Change
Active Cases	791	-1.0%
Confirmed	71 new	+0.3%
Deaths	1 new	+0.1%
Recovered	78 new	+0.4%

Most Daily New Cases / 1M

Saskatchewan	128
British Columbia	99
Quebec	90
Alberta	77
Ontario	74
Manitoba	53

* Excludes regions with population < 1M





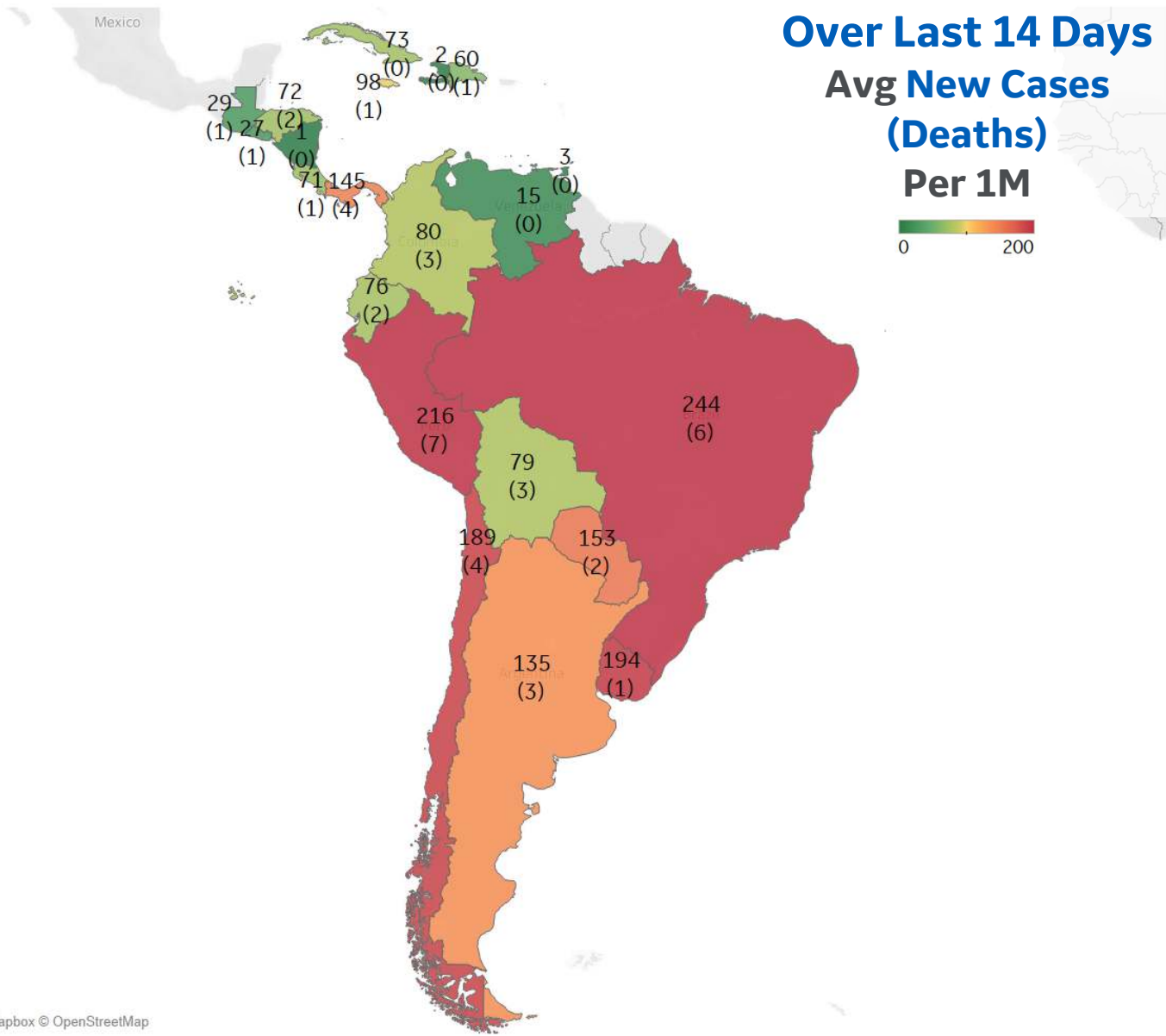
Per 1M in Region

	Today	Change
Active Cases	2,811	-0.5%
Confirmed	174 new	+0.5%
Deaths	5 new	+0.5%
Recovered	184 new	+0.6%

Most Daily New Cases / 1M

Brazil	244
Peru	216
Uruguay	194
Chile	189
Paraguay	153
Panama	145
Argentina	135
Jamaica	98
Colombia	80
Bolivia	79

* Excludes regions with population < 1M





Brazil

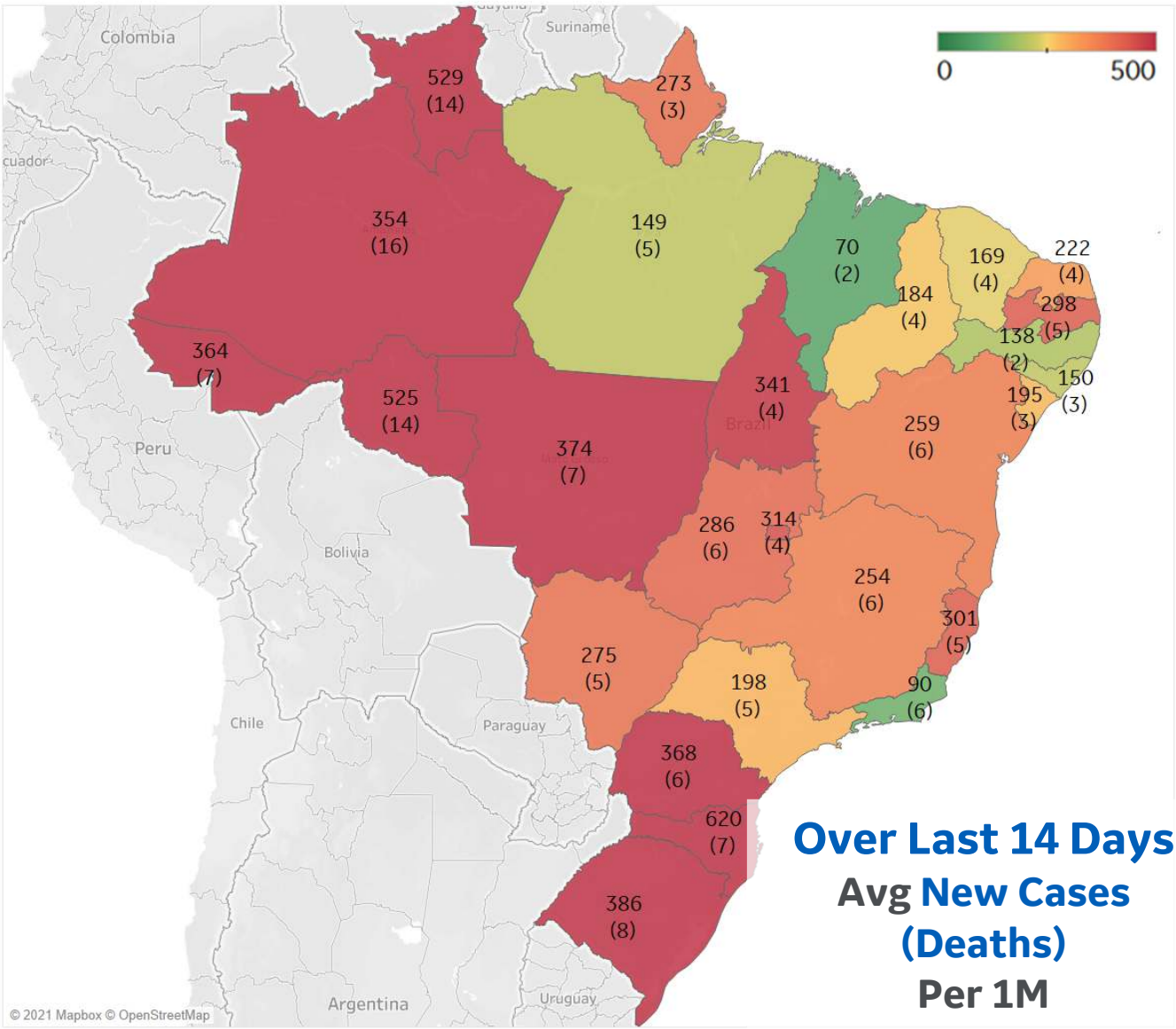
Per 1M in Region

	Today	Change
Active Cases	4,156	-1.2%
Confirmed	282 new	+0.6%
Deaths	8 new	+0.6%
Recovered	323 new	+0.7%

Most Daily New Cases / 1M

Santa Catarina	620
Rondônia	525
Rio Grande do ..	386
MatoGrosso	374
Paraná	368
Amazonas	354
Tocantins	341
Distrito Federal	314
Espírito Santo	301
Paraíba	298

* Excludes regions with population < 1M





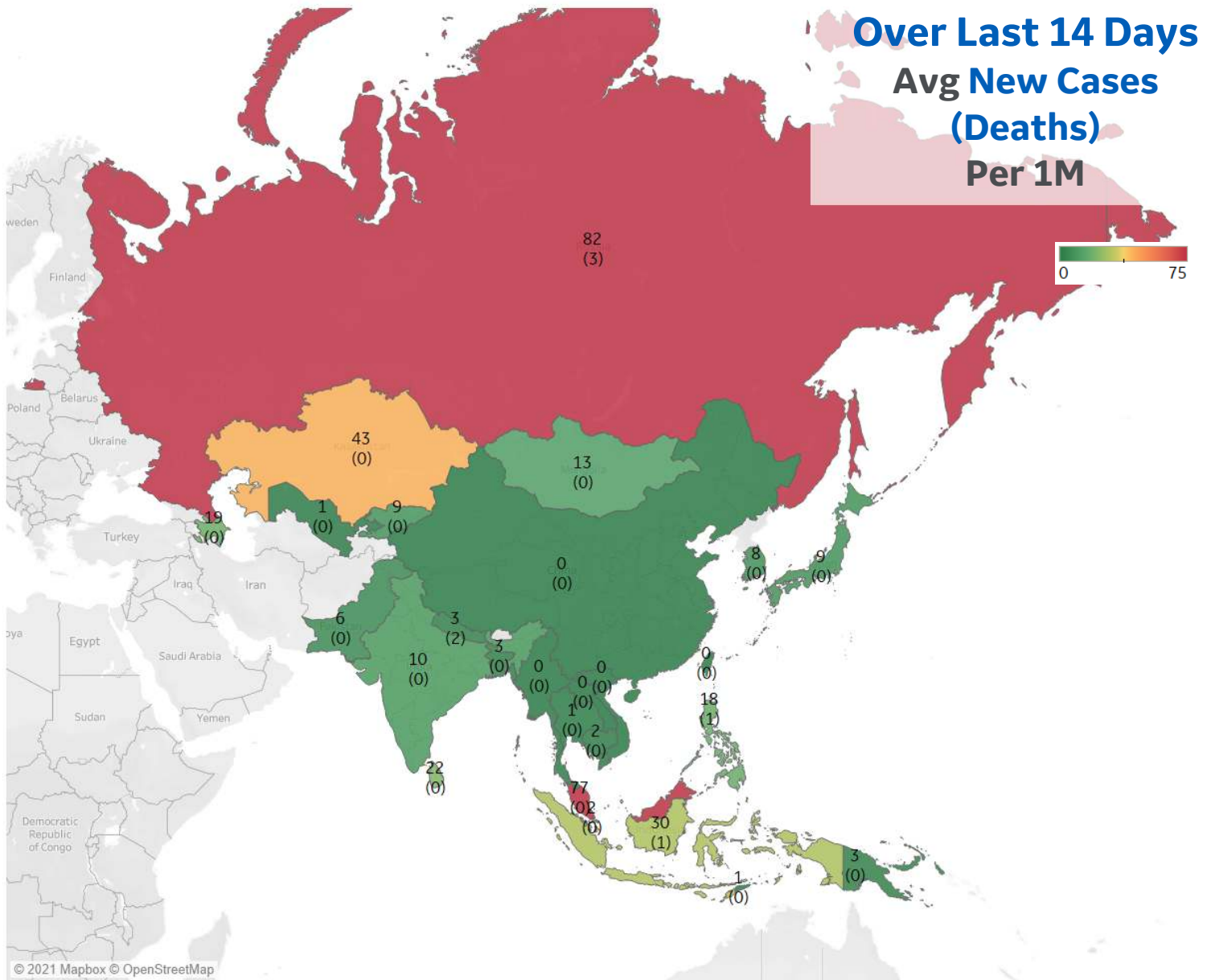
Per 1M in Region

	Today	Change
Active Cases	193	-1.4%
Confirmed	9 new	+0.2%
Deaths	0.2 new	+0.3%
Recovered	12 new	+0.3%

Most Daily New Cases / 1M

Russia	82
Malaysia	77
Kazakhstan	43
Indonesia	30
Sri Lanka	22
Azerbaijan	19
Philippines	18
Mongolia	13
India	10
Kyrgyzstan	9

* Excludes regions with population < 1M



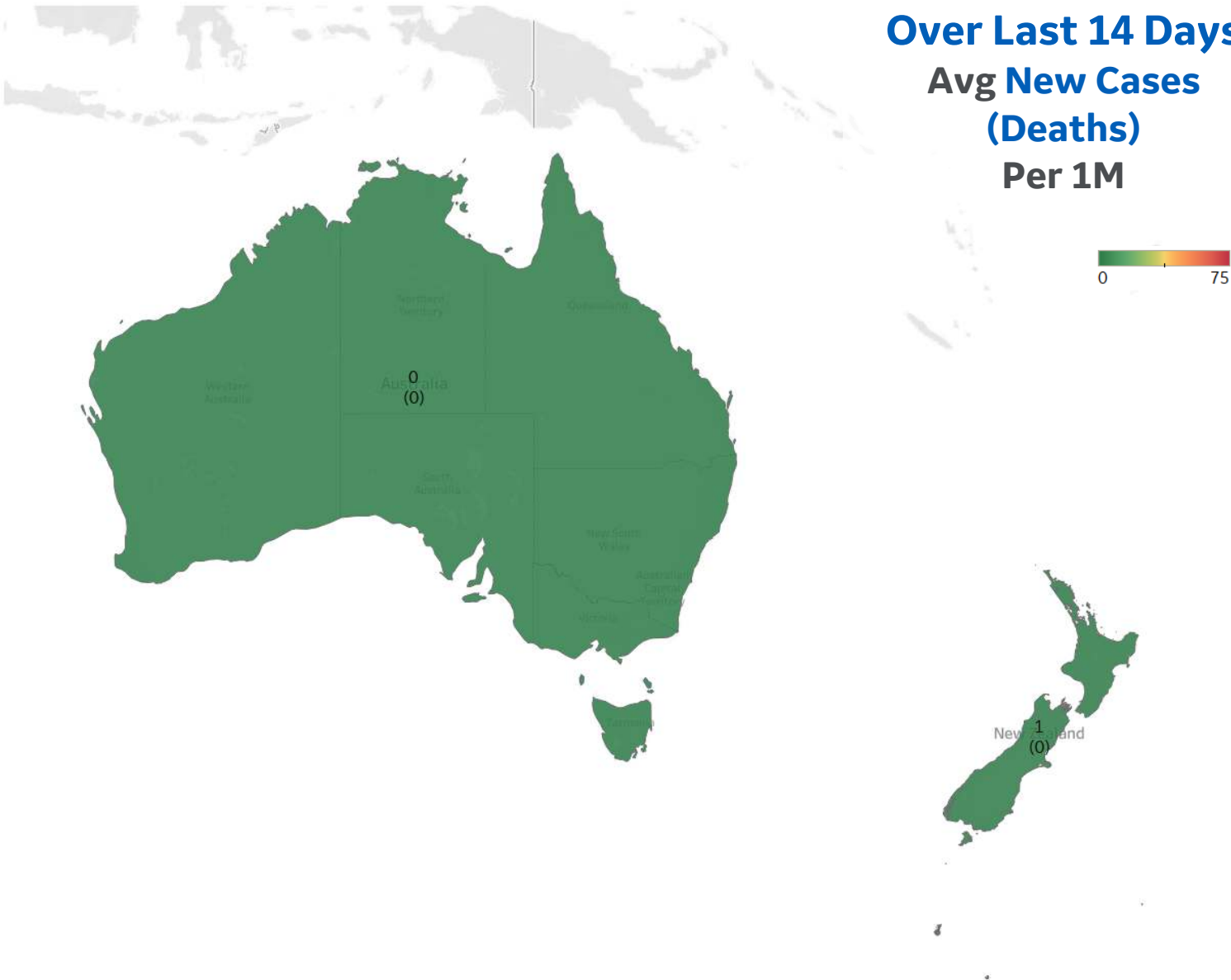


Per 1M in Region

	Today	Change
Active Cases	168	+0%
Confirmed	0 new	+0%
Deaths	0 new	+0%
Recovered	0 new	+0%

Most Daily New Cases / 1M

New Zealand	1
Australia	0





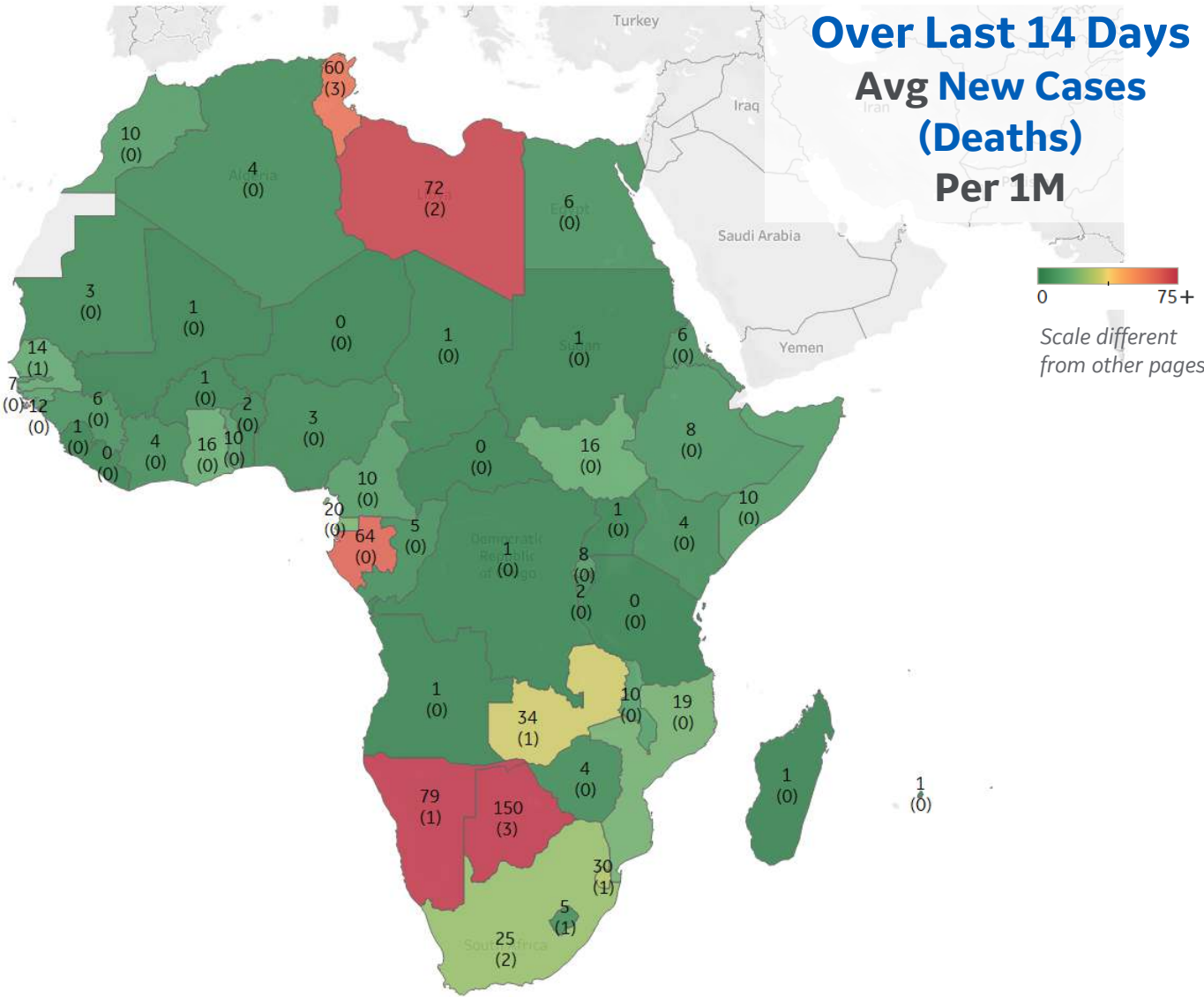
Per 1M in Region

	Today	Change
Active Cases	239	-1.4%
Confirmed	6 new	+0.2%
Deaths	0.3 new	+0.3%
Recovered	9 new	+0.3%

Most Daily New Cases / 1M

Botswana	150
Namibia	79
Libya	72
Gabon	64
Tunisia	60
Zambia	34
Eswatini	30
South Africa	25
Eq. Guinea	20
Mozambique	19

* Excludes regions with population < 1M





Sources



*** Per 1M = Per 1 Million Population unless otherwise noted*

Johns Hopkins Coronavirus Resource Center:

<https://coronavirus.jhu.edu/map.html>

Worldometer Coronavirus Reporting:

<https://www.worldometers.info/coronavirus/>

Public Health England:

<https://www.gov.uk/government/publications/covid-19-track-coronavirus-cases>

US Department of Homeland Security, Homeland Infrastructure Foundation-Level Data:

<https://hifld-geoplatform.opendata.arcgis.com/datasets/hospitals>

City of New York, NYC Health:

<https://www1.nyc.gov/site/doh/covid/covid-19-data.page>

Chicago Coronavirus Latest Data:

<https://www.chicago.gov/city/en/sites/covid-19/home/latest-data.html>

National Health Commission of the PRC:

<http://www.nhc.gov.cn/xcs/yqtb/202003/bf66696029ba420098164607240074f8.shtml>

CDC, Severe Outcomes Among Patients with Coronavirus Disease 2019 (COVID-19):

<https://www.cdc.gov/mmwr/volumes/69/wr/mm6912e2.htm>

Italian Department of Civil Protection, COVID Monitoring:

<http://opendatadpc.maps.arcgis.com/apps/opsdashboard/index.html#/b0c68bce2cce478eaac82fe38d4138b1>

The COVID Tracking Project:

<https://covidtracking.com/data/>

UK Office for National Statistics:

<https://www.ons.gov.uk/peoplepopulationandcommunity/birthsdeathsandmarriages/deaths/bulletins/deathsregisteredweeklyinenglandandwalesprovisional/weekending24april2020>

COVID-19 Information for Switzerland:

<https://www.corona-data.ch/>

European Centre for Disease Prevention and Control:

<https://www.ecdc.europa.eu/en/publications-data/download-data-hospital-and-icu-admission-rates-and-current-occupancy-covid-19>

Worldwide Survival Rate, last 30d calculation =

$$\frac{[(Total\ Confirmed - Total\ Confirmed\ 30d\ ago) - (Total\ Deaths - Total\ Deaths\ 30d\ ago)]}{(Total\ Confirmed - Total\ Confirmed\ 30d\ ago)}$$

Secretary of Health, Mexico:

<https://www.gob.mx/salud/en>

OECD Economic Outlooks, Statistics:

https://www.oecd-ilibrary.org/economics/data/oecd-economic-outlook-statistics-and-projections_eo-data-en

Public Health Authority of Sweden:

<https://www.folkhalsomyndigheten.se/smittskydd-beredskap/utbrott/aktuella-utbrott/covid-19/bekraftade-fall-i-sverige>

CDC Provisional COVID19 Deaths Counts

<https://data.cdc.gov/NCHS/Provisional-COVID-19-Death-Counts-by-Sex-Age-and-S/9bhg-hcku>

Canada Regional Data:

<https://health-infobase.canada.ca/covid-19/epidemiological-summary-covid-19-cases.html#fn1>

Canada Regional Populations (Q4 2019):

<https://www150.statcan.gc.ca/t1/tbl1/en/tv.action?pid=1710000901>

CDC COVID Data Tracker:

<https://covid.cdc.gov/covid-data-tracker/#vaccinations>