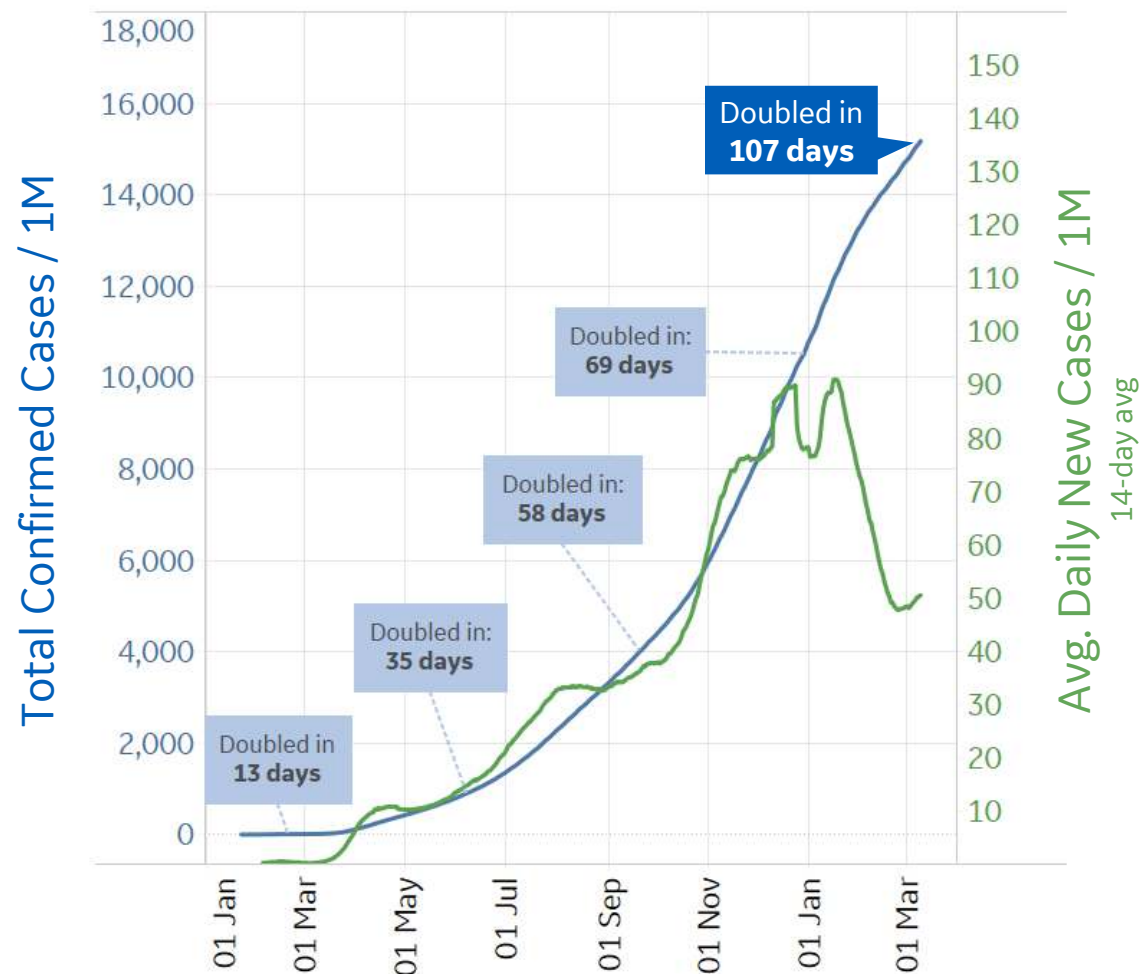




Global Confirmed & Active Cases

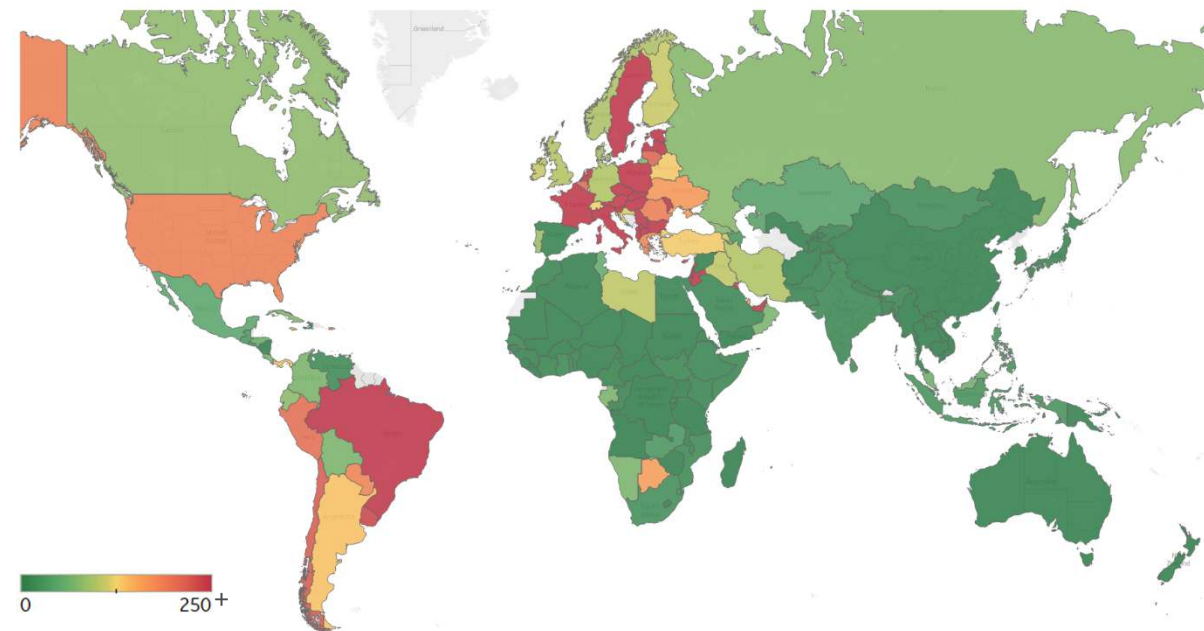


Trend since 22 Jan 2020



Avg. Daily New Cases / 1M

Over the last 14 days



Per 1M:	New Today	Change from 30 days ago
Active	18	+8%
Confirmed	54	+11%
Deaths	1	+12%
Recovered	34	+13%
	To Date	Last 30 Days
Worldwide Survival Rate	97.8%	97.5%



New Confirmed Cases & New Deaths

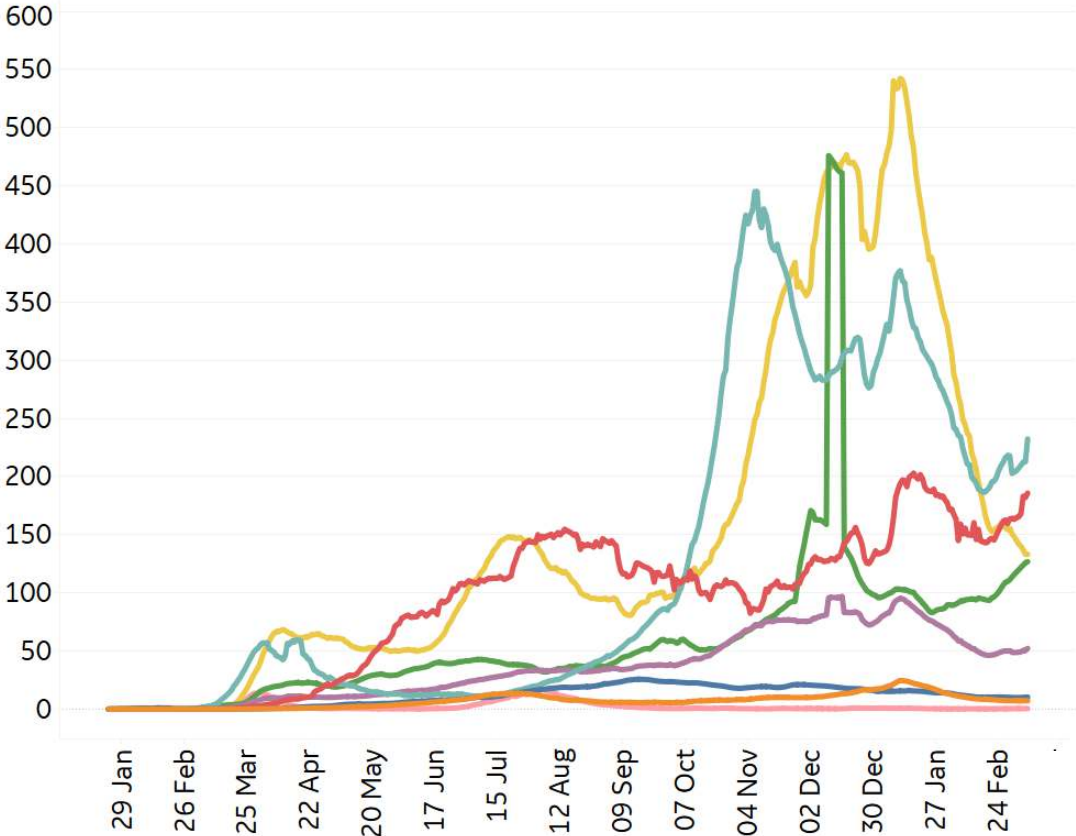
Updated 10 Mar 2021, 3:30 GMT

2

Key **World** **North America** **Europe** **Middle East** **Cent & South America** **Asia** **Africa** **Oceania**

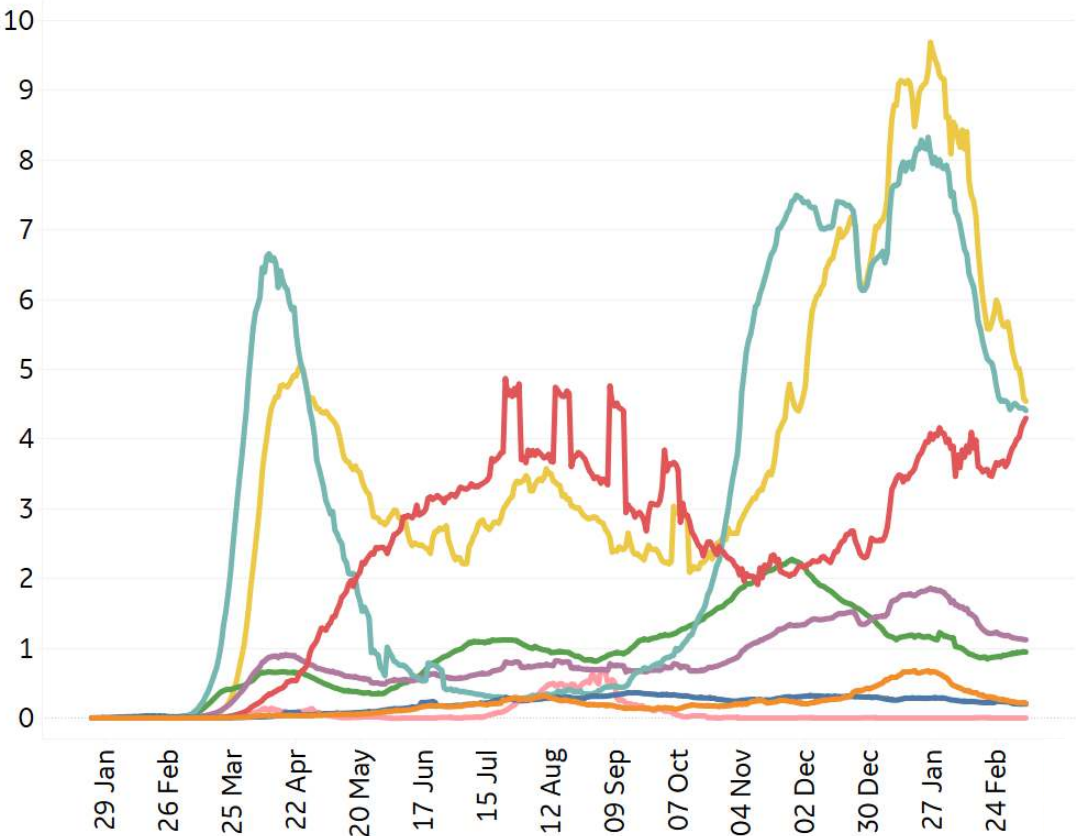
New Confirmed Cases / 1M

7-day rolling average



New Deaths / 1M

7-day rolling average



*Large jump in Middle East confirmed cases due to batched reporting of 823,225 new cases in **Turkey** on 10 Dec



Top 50 Countries: Per 1M



1 - 25

	Average over last 7 days		Total Since 22 Jan			Change from 14d Ago in 14 day avg of daily new	
	New Confirmed	New Deaths	Total Confirmed	Estimated Recovered	Total Deaths	Confirmed	Deaths
Czechia	1,115	19	124,738	107,045	2,068	36%	28%
Belgium	207	2	68,265	63,451	1,926	14%	-23%
Slovenia	369	3	94,481	87,550	1,878	-9%	-19%
UK	87	3	62,485	59,242	1,842	-42%	-53%
Hungary	584	14	49,191	40,488	1,671	138%	41%
Italy	344	5	51,290	45,180	1,662	52%	-5%
Bos. and Herz.	237	9	42,228	37,744	1,629	98%	56%
Portugal	79	3	79,565	76,742	1,627	-57%	-67%
US	174	5	87,903	83,706	1,594	-17%	-16%
Bulgaria	304	11	38,398	33,027	1,569	84%	86%
North Macedo..	316	5	52,007	46,410	1,549	85%	10%
Spain	106	6	67,693	66,083	1,534	-98%	-27%
Slovakia	392	17	59,710	52,522	1,472	8%	6%
Peru	181	5	41,855	37,565	1,461	4%	10%
Panama	124	2	80,134	76,913	1,378	-15%	-29%
France	327	5	61,170	55,154	1,370	12%	-13%
Croatia	127	3	60,191	57,180	1,369	46%	-33%
Sweden	380	2	68,913	62,287	1,291	17%	-37%
EU	262	5	52,551	47,903	1,271	16%	-13%
Brazil	320	7	52,326	46,996	1,263	31%	32%
Lithuania	161	4	74,533	70,342	1,227	9%	-30%
Poland	345	6	47,852	42,365	1,205	76%	3%
Colombia	64	2	44,855	42,704	1,192	-27%	-40%
Argentina	137	3	47,836	44,782	1,178	1%	-10%
Switzerland	129	1	65,446	62,543	1,163	1%	-44%

26 - 50

	Average over last 7 days		Total Since 22 Jan			Change from 14d Ago in 14 day avg of daily new	
	New Confirmed	New Deaths	Total Confirmed	Estimated Recovered	Total Deaths	Confirmed	Deaths
Chile	236	4	45,201	41,019	1,108	25%	-3%
Romania	204	4	43,433	39,696	1,095	44%	9%
Armenia	132	2	59,124	56,506	1,091	91%	36%
Moldova	306	5	48,705	43,230	1,029	39%	31%
Austria	264	2	53,228	48,811	972	39%	-11%
Netherlands	268	2	66,734	62,050	936	16%	-31%
Latvia	295	5	48,244	42,815	904	-11%	-35%
Georgia	63	2	68,470	66,529	903	-30%	-5%
Ireland	96	3	45,356	42,903	902	-33%	-37%
Kosovo	267	3	39,958	35,271	897	67%	63%
Lebanon	456	7	58,872	51,894	752	23%	-3%
Israel	380	2	93,381	87,070	685	-13%	-28%
Albania	267	7	39,686	34,866	684	-19%	31%
Ukraine	174	3	33,356	30,415	656	54%	20%
Costa Rica	65	1	40,798	39,310	559	-10%	-28%
Serbia	445	2	56,551	50,159	526	65%	10%
Estonia	1,050	7	58,416	44,279	504	71%	47%
Jordan	559	4	43,340	36,006	495	105%	136%
West Bank an..	409	3	43,856	38,127	475	94%	81%
Denmark	88	0	37,375	35,714	411	18%	-62%
Bahrain	358	2	75,107	69,777	279	-17%	-11%
Kuwait	324	2	47,548	43,288	267	31%	2%
UAE	273	1	42,031	37,834	136	-6%	1%
Qatar	163	0	58,273	55,910	92	3%	75%
Total World	52	1	15,175	14,132	337	6%	-11%

Change from 14d ago:
Compares 14d-avgs. of Daily New Cases/Deaths
today with 14d-avgs. from 14d ago

Estimated Recovered: Cases 14d ago - Deaths today

In the past 14 days, cases in **Hungary** increased 17% while deaths increased 13%
(+7,201 cases / 1M; +186 deaths / 1M)

Top 50 countries selected by Cases / 1M
Sorted by Total Deaths / 1M
Excluded countries with population < 1M



Top 50 Countries: Raw Volume

Updated 10 Mar 2021, 3:30 GMT

4

1 - 25

	Average over last 7 days		Total Since 22 Jan			Change from 14d Ago in 14 day avg of daily new	
	New Confirmed	New Deaths	Total Confirmed	Estimated Recovered	Total Deaths	Confirmed	Deaths
EU	116,526	2,184	23,398,418	21,328,840	565,778	16%	-13%
US	57,436	1,566	29,096,048	27,706,957	527,699	-17%	-16%
Brazil	67,929	1,573	11,122,429	9,989,505	268,370	31%	32%
Mexico	5,813	657	2,137,884	1,860,477	191,789	-19%	-25%
India	17,599	102	11,262,707	10,872,113	158,063	35%	14%
UK	5,880	215	4,241,858	4,021,728	125,032	-42%	-53%
Italy	20,808	313	3,101,093	2,731,683	100,479	52%	-5%
France	21,359	297	3,992,755	3,600,079	89,455	12%	-13%
Russia	10,494	408	4,293,750	4,053,811	88,315	-19%	-11%
Germany	8,365	230	2,520,618	2,332,729	72,534	12%	-35%
Spain	4,971	275	3,164,982	3,089,705	71,727	-98%	-27%
Iran	8,341	86	1,706,559	1,529,738	60,867	6%	16%
Colombia	3,253	101	2,282,372	2,172,913	60,676	-27%	-40%
Argentina	6,189	151	2,162,001	2,023,976	53,252	1%	-10%
South Africa	1,126	91	1,522,697	1,454,680	50,906	-35%	-41%
Peru	5,961	181	1,380,023	1,238,594	48,163	4%	10%
Poland	13,047	227	1,811,036	1,603,363	45,599	76%	3%
Indonesia	6,560	177	1,392,945	1,260,851	37,757	-24%	-10%
Turkey	12,010	65	2,807,387	2,626,473	29,160	41%	-22%
Ukraine	7,627	150	1,458,785	1,330,173	28,698	54%	20%
Belgium	2,404	27	791,171	735,369	22,327	14%	-23%
Canada	3,018	37	899,175	835,101	22,302	0%	-36%
Czechia	11,939	207	1,335,815	1,146,344	22,147	36%	28%
Chile	4,507	71	864,064	784,135	21,182	25%	-3%
Romania	3,930	78	835,552	763,655	21,056	44%	9%

26 - 50

	Average over last 7 days		Total Since 22 Jan			Change from 14d Ago in 14 day avg of daily new	
	New Confirmed	New Deaths	Total Confirmed	Estimated Recovered	Total Deaths	Confirmed	Deaths
Portugal	808	29	811,306	782,511	16,595	-57%	-67%
Hungary	5,645	137	475,207	391,128	16,146	138%	41%
Ecuador	1,198	31	295,114	259,711	16,069	21%	4%
Netherlands	4,588	39	1,143,481	1,063,226	16,046	16%	-31%
Iraq	4,550	23	735,626	662,364	13,618	36%	73%
Pakistan	1,618	44	595,239	561,256	13,324	22%	6%
Sweden	3,837	23	695,975	629,057	13,042	17%	-37%
Philippines	2,855	23	600,428	552,337	12,528	44%	-48%
Switzerland	1,113	9	566,412	541,290	10,065	1%	-44%
Austria	2,375	22	479,391	439,614	8,757	39%	-11%
Morocco	382	7	486,833	473,014	8,695	-8%	-19%
Bangladesh	682	9	552,087	535,627	8,489	49%	-21%
Japan	1,065	51	441,152	418,469	8,359	-22%	-23%
Slovakia	2,142	93	325,993	286,753	8,037	8%	6%
Saudi Arabia	367	5	380,572	369,129	6,539	5%	15%
Panama	534	10	345,759	331,861	5,944	-15%	-29%
Israel	3,292	20	808,262	753,639	5,933	-13%	-28%
Lebanon	3,113	47	401,826	354,203	5,134	23%	-3%
Jordan	5,703	41	442,202	367,371	5,046	105%	136%
Serbia	3,889	18	494,106	438,254	4,599	65%	10%
Nepal	82	34	274,869	270,654	3,012	-17%	5161%
Belarus	1,197	9	297,514	278,373	2,055	-16%	-3%
UAE	2,705	13	415,705	374,190	1,345	-6%	1%
Malaysia	1,733	6	316,269	287,043	1,186	-30%	-34%
Total World	404,563	8,687	117,557,807	109,472,630	2,610,184	6%	-11%

*Change from 14d ago:
Compares 14d-avgs. of Daily New Cases/Deaths
today with 14d-avgs. from 14d ago

Estimated Recovered: Cases 14d ago - Deaths today

Compared to 14 days ago, the 14-d average new deaths in **Nepal** increased 5,161%
(1.3 avg new deaths on 23 Feb, vs 67.6 avg new deaths today)

Top 50 countries selected by Total Cases
Sorted by Raw Total Deaths
Excluded countries with population < 1M

N/A** due to inconsistent reporting of Recovered Cases



United States: Per 1M



1 - 25

	Average over last 7 days		Total Since 22 Jan			Change from 14d Ago in 14 day avg of daily new	
	New Confirmed	New Deaths	Total Confirmed	Estimated Recovered	Total Deaths	Confirmed	Deaths
New Jersey	374	5	92,212	84,285	2,661	6%	-25%
New York	369	5	87,744	80,006	2,492	-5%	-24%
Rhode Island	327	4	122,033	114,886	2,413	4%	-10%
Massachusetts	223	6	86,124	80,570	2,388	-12%	-25%
Mississippi	130	5	100,132	95,556	2,296	-18%	9%
Arizona	179	5	113,729	109,131	2,243	-27%	-50%
Connecticut	201	3	80,820	75,436	2,171	-5%	-39%
South Dakota	178	2	128,584	123,940	2,149	3%	-30%
Louisiana	112	4	93,557	89,546	2,101	-24%	-22%
Alabama	180	6	102,100	97,648	2,077	-19%	-51%
North Dakota	104	0	131,897	128,516	1,941	-12%	-17%
Pennsylvania	195	4	74,656	69,989	1,905	-11%	-35%
Indiana	118	3	99,270	95,700	1,896	-26%	-39%
New Mexico	116	6	89,296	85,608	1,827	-23%	-13%
Illinois	131	3	94,772	91,084	1,818	-12%	-29%
Arkansas	115	5	107,821	103,133	1,775	13%	-109%
Iowa	153	3	108,045	104,083	1,767	-11%	-32%
S. Carolina	237	5	102,423	96,752	1,702	-44%	-39%
Tennessee	186	3	114,983	110,662	1,697	-10%	-31%
Georgia	200	7	96,699	91,627	1,693	-17%	-35%
Michigan	155	2	66,076	62,384	1,671	26%	-31%
Nevada	117	4	96,366	93,011	1,641	-18%	-56%
Kansas	106	4	102,566	99,309	1,638	-46%	-61%
Texas	180	7	93,279	88,685	1,572	-11%	12%
Delaware	218	8	91,068	86,002	1,522	-14%	186%

26 - 51

	Average over last 7 days		Total Since 22 Jan			Change from 14d Ago in 14 day avg of daily new	
	New Confirmed	New Deaths	Total Confirmed	Estimated Recovered	Total Deaths	Confirmed	Deaths
Ohio	135	2	83,977	80,459	1,511	-28%	-42%
Florida	230	5	90,919	85,979	1,485	-15%	-23%
DC	231	3	59,384	54,988	1,468	32%	3%
Missouri	66	7	81,250	78,838	1,404	-34%	-45%
California	108	7	91,311	88,295	1,383	-36%	-3%
Maryland	130	2	64,288	61,141	1,321	-9%	-35%
West Virginia	133	2	74,690	71,318	1,298	-19%	-58%
Montana	125	2	94,587	91,371	1,296	-25%	26%
Wisconsin	102	2	106,904	104,129	1,225	-19%	-9%
Minnesota	163	5	87,259	83,929	1,199	11%	108%
Wyoming	110	2	94,983	92,012	1,194	-8%	-17%
Oklahoma	160	6	108,525	105,007	1,188	-35%	33%
Virginia	160	14	68,904	65,286	1,147	-36%	181%
N. Carolina	170	4	83,514	79,589	1,101	-33%	-36%
Nebraska	143	2	105,086	101,991	1,091	-26%	-17%
Kentucky	183	6	92,199	88,226	1,086	-28%	7%
Idaho	156	2	97,249	93,994	1,059	4%	-13%
Colorado	184	1	76,063	72,306	1,041	3%	-44%
New Hampshire	152	2	56,815	53,495	872	-31%	-35%
Washington	93	2	45,490	43,417	667	-8%	-39%
Utah	164	2	117,178	114,100	621	-33%	7%
Oregon	67	3	37,463	35,882	546	-24%	8%
Maine	119	2	34,270	31,999	538	11%	200%
Alaska	178	1	81,625	78,584	417	1%	50%
Vermont	209	1	26,100	23,206	338	1%	-8%
Hawaii	37	1	19,909	19,077	314	3%	8%

*Change from 14d ago:
Compares 14d-avgs. of Daily New Cases/Deaths today with 14d-avgs. from 14d ago

Estimated Recovered: Cases 14d ago - Deaths today

Alaska reports the highest % of population fully vaccinated.
This is the first state to remove eligibility requirements (*effective 10 Mar*)

Sorted by Total Deaths / 1M

N/As due to states revising and updating case counts



United States: Raw Volume



1 - 25

	Average over last 7 days		Total Since 22 Jan			Change from 14d Ago in 14 day avg of daily new	
	New Confirmed	New Deaths	Total Confirmed	Estimated Recovered	Total Deaths	Confirmed	Deaths
California	4,275	261	3,607,891	3,488,712	54,628	-36%	-3%
New York	7,177	95	1,706,924	1,556,411	48,481	-5%	-24%
Texas	5,232	199	2,704,712	2,571,514	45,582	-11%	12%
Florida	4,948	108	1,952,733	1,846,644	31,889	-15%	-23%
Pennsylvania	2,492	47	955,743	895,997	24,388	-11%	-35%
New Jersey	3,322	45	819,042	748,632	23,635	6%	-25%
Illinois	1,659	34	1,200,938	1,154,201	23,040	-12%	-29%
Georgia	2,126	71	1,026,692	972,843	17,978	-17%	-35%
Ohio	1,576	23	981,618	940,492	17,661	-28%	-42%
Michigan	1,548	21	659,890	623,020	16,692	26%	-31%
Massachusetts	1,538	39	593,607	555,327	16,456	-12%	-25%
Arizona	1,304	38	827,800	794,332	16,326	-27%	-50%
Indiana	794	20	668,308	644,275	12,762	-26%	-39%
Tennessee	1,272	22	785,242	755,727	11,588	-10%	-31%
N. Carolina	1,785	38	875,903	834,732	11,552	-33%	-36%
Alabama	885	28	500,616	478,787	10,186	-19%	-51%
Virginia	1,367	121	588,129	557,249	9,790	-36%	181%
Louisiana	522	17	434,926	416,279	9,769	-24%	-22%
S. Carolina	1,218	27	527,348	498,149	8,763	-44%	-39%
Missouri	407	45	498,663	483,863	8,614	-34%	-45%
Maryland	785	12	388,666	369,640	7,988	-9%	-35%
Connecticut	717	12	288,145	268,952	7,739	-5%	-39%
Wisconsin	591	12	622,444	606,285	7,134	-19%	-9%
Mississippi	388	16	298,008	284,388	6,834	-18%	9%
Minnesota	922	29	492,108	473,327	6,764	11%	108%

26 - 51

	Average over last 7 days		Total Since 22 Jan			Change from 14d Ago in 14 day avg of daily new	
	New Confirmed	New Deaths	Total Confirmed	Estimated Recovered	Total Deaths	Confirmed	Deaths
Colorado	1,059	5	438,025	416,393	5,997	3%	-44%
Iowa	482	11	340,891	328,390	5,574	-11%	-32%
Arkansas	348	15	325,383	311,236	5,357	13%	-109%
Washington	709	13	346,403	330,616	5,077	-8%	-39%
Nevada	362	12	296,822	286,489	5,054	-18%	-56%
Kentucky	817	26	411,917	394,163	4,850	-28%	7%
Kansas	307	10	298,806	289,319	4,772	-46%	-61%
Oklahoma	633	24	429,432	415,511	4,701	-35%	33%
New Mexico	242	13	187,238	179,505	3,830	-23%	-13%
Rhode Island	347	4	129,277	121,706	2,556	4%	-10%
West Virginia	239	4	133,856	127,813	2,326	-19%	-58%
Oregon	281	11	158,007	151,342	2,303	-24%	8%
Nebraska	276	4	203,279	197,292	2,110	-26%	-17%
Utah	527	6	375,669	365,799	1,990	-33%	7%
South Dakota	157	2	113,753	109,645	1,901	3%	-30%
Idaho	279	3	173,790	167,974	1,892	4%	-13%
Delaware	212	8	88,679	83,746	1,482	-14%	186%
North Dakota	80	0	100,514	97,937	1,479	-12%	-17%
Montana	134	2	101,093	97,655	1,385	-25%	26%
New Hampshire	207	2	77,252	72,738	1,185	-31%	-35%
DC	163	2	41,910	38,808	1,036	32%	3%
Maine	160	3	46,066	43,013	723	11%	200%
Wyoming	64	1	54,972	53,253	691	-8%	-17%
Hawaii	53	1	28,189	27,010	444	3%	8%
Alaska	130	0	59,712	57,488	305	1%	50%
Vermont	131	1	16,286	14,480	211	1%	-8%

*Change from 14d ago:
Compares 14d-avgs. of Daily New Cases/Deaths
today with 14d-avgs. from 14d ago

Estimated Recovered: Cases 14d ago - Deaths today

Since the beginning of the month, 14-day average new deaths in
Kansas decreased 48% - the largest decrease of any State

Sorted by Raw Total Deaths

N/As due to states revising and updating case counts



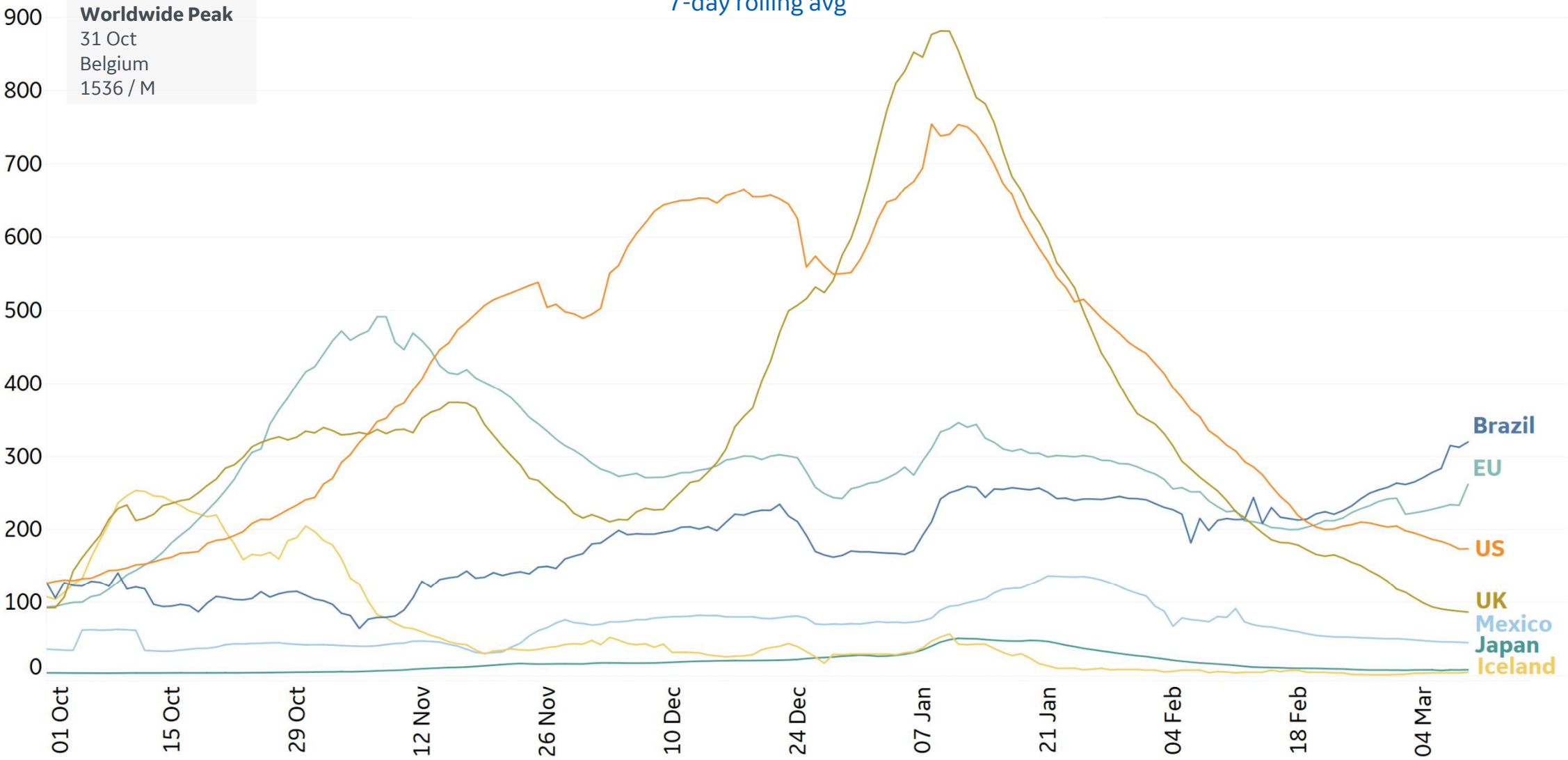
New Confirmed Cases in Select Countries

Updated 10 Mar 2021, 3:30 GMT

7

Daily New Confirmed Cases / 1M

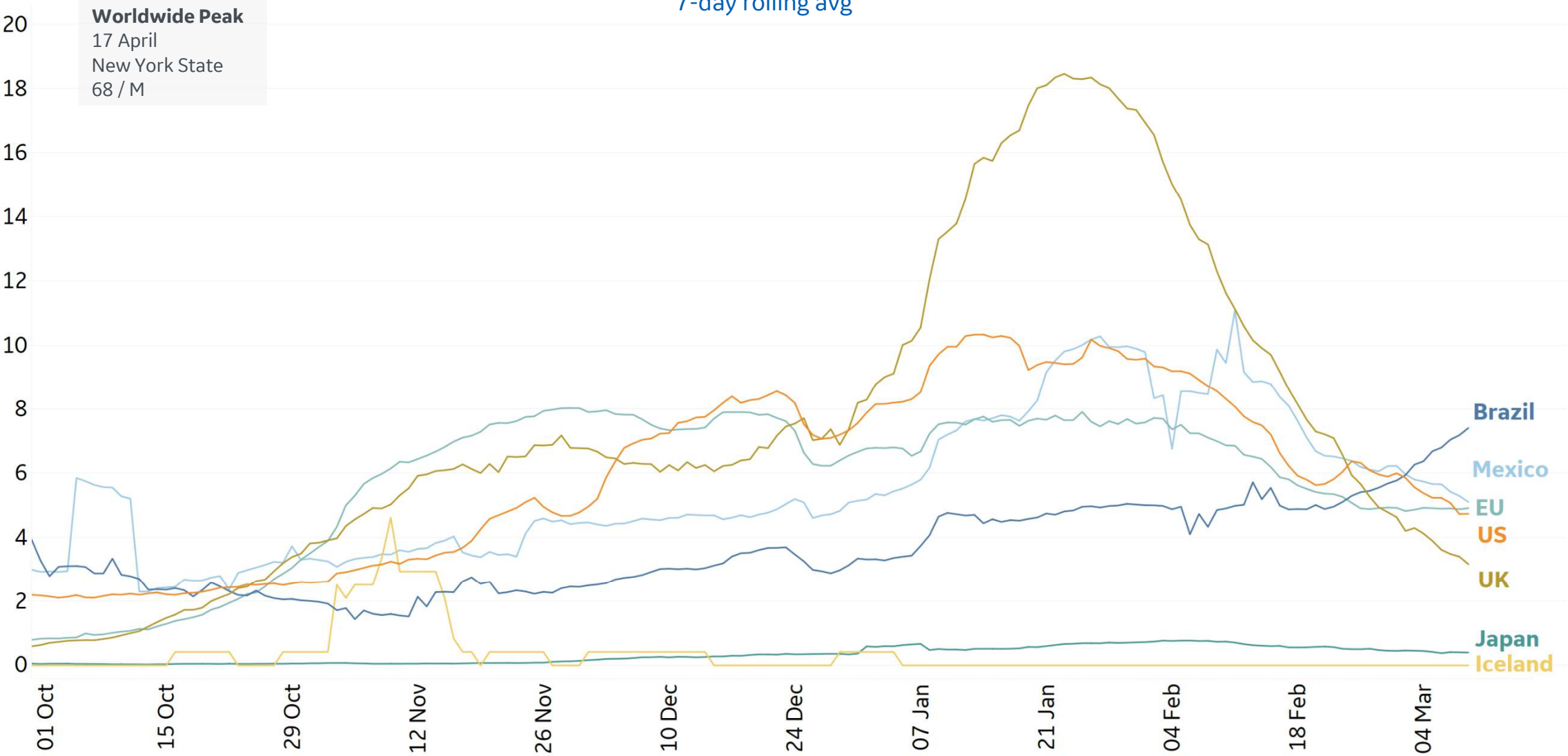
7-day rolling avg





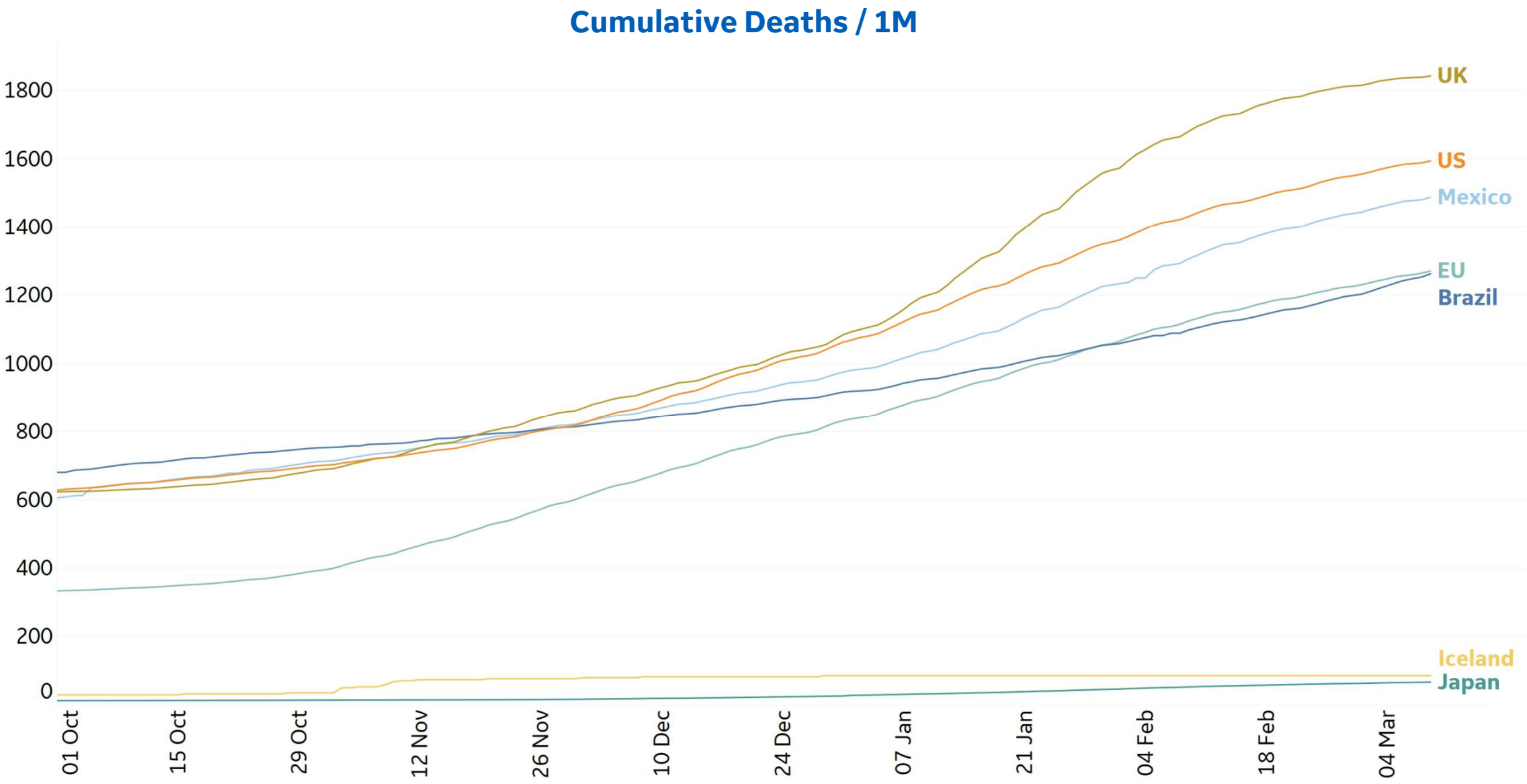
New Deaths in Select Countries

Daily New Deaths / 1M
7-day rolling avg





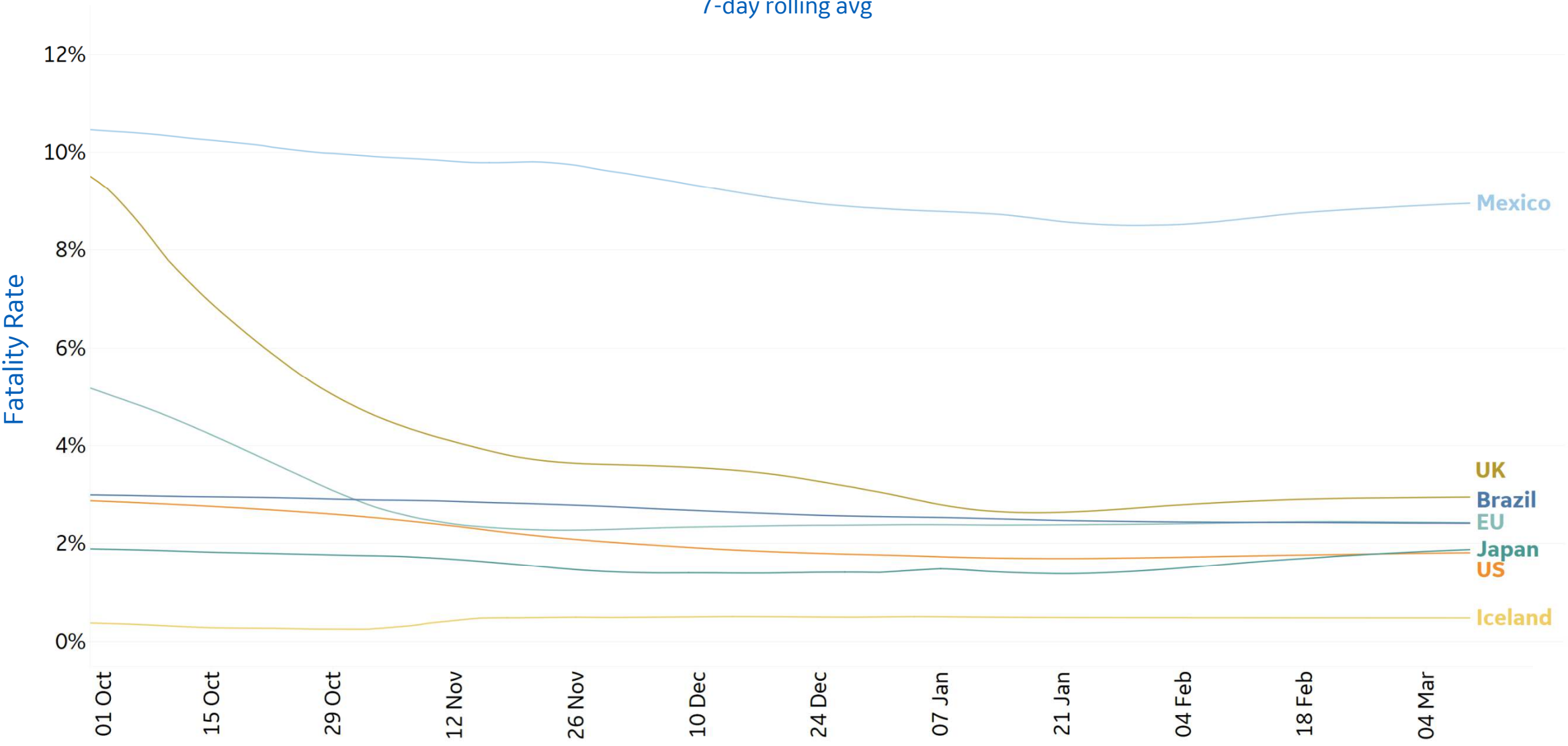
Cumulative Deaths in Select Countries





Fatality Rate in Select Countries

Deaths / Confirmed Cases
7-day rolling avg

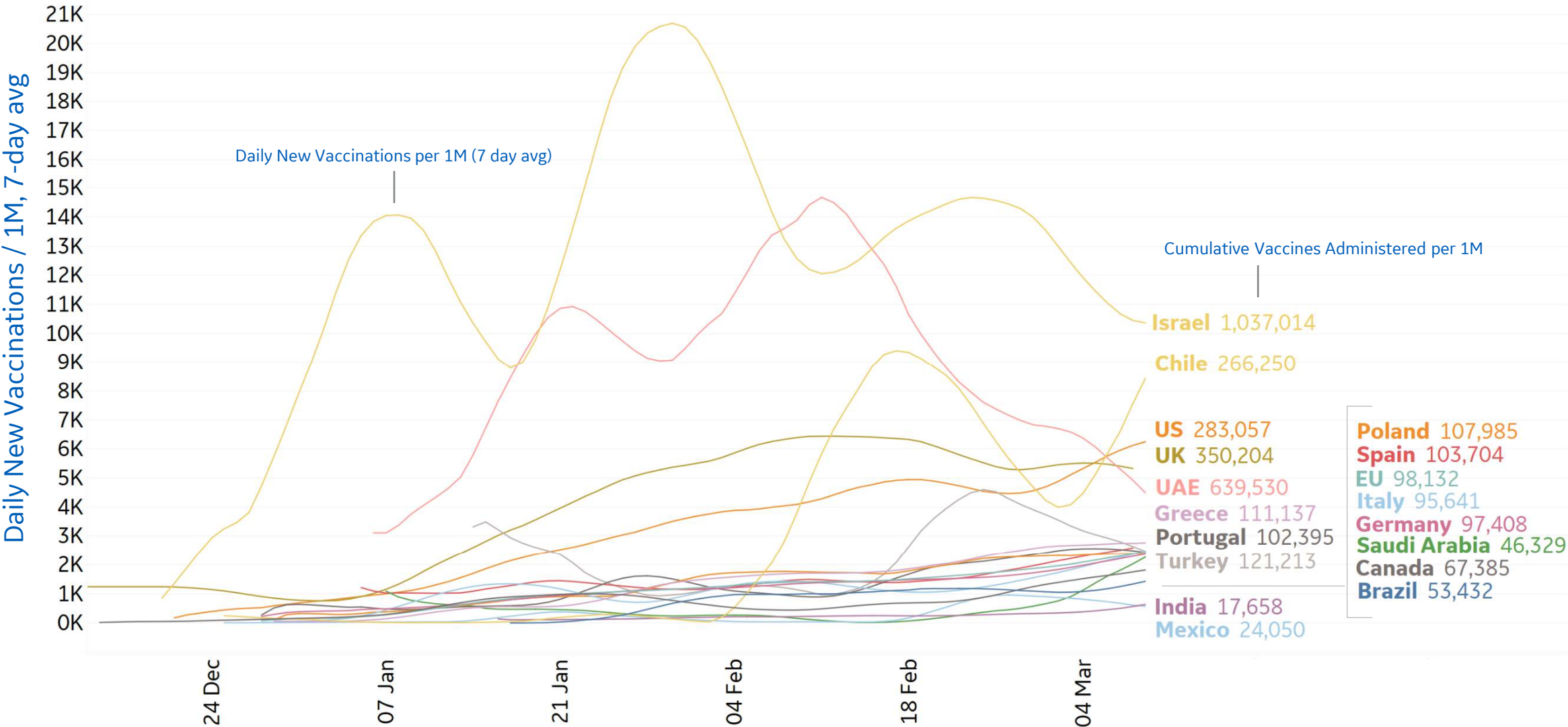




Daily & Total Vaccinations, Select Countries



Select countries with data available





US State Vaccinations to Date



State	% Fully Vaccinated	% Rec'd at Least 1 Dose	Population
Alaska	16.0%	25.3%	731,545
New Mexico	14.5%	26.0%	2,096,829
West Virginia	12.9%	20.5%	1,792,147
South Dakota	12.9%	24.2%	884,659
Hawaii	12.7%	20.3%	1,415,872
North Dakota	12.1%	22.8%	762,062
Oklahoma	11.8%	20.8%	3,956,971
Wyoming	11.8%	19.9%	578,759
Montana	11.6%	20.6%	1,068,778
Maine	11.3%	21.6%	1,344,212
Vermont	11.1%	20.9%	623,989
Wisconsin	11.0%	19.8%	5,822,434
Nebraska	10.8%	20.0%	1,934,408
Indiana	10.8%	17.3%	6,732,219
Virginia	10.7%	19.2%	8,535,519
Minnesota	10.7%	20.7%	5,639,632
Maryland	10.7%	18.9%	6,045,680
Delaware	10.6%	17.9%	973,764
Washington	10.6%	18.9%	7,614,893
Oregon	10.4%	18.4%	4,217,737
New Jersey	10.4%	20.5%	8,882,190
Arizona	10.3%	19.7%	7,278,717
Massachusetts	10.3%	21.9%	6,892,503
Colorado	10.2%	18.4%	5,758,736
Michigan	10.1%	18.1%	9,986,857

9.5%

Total US population
fully vaccinated
(95,242 per million)

18.1%

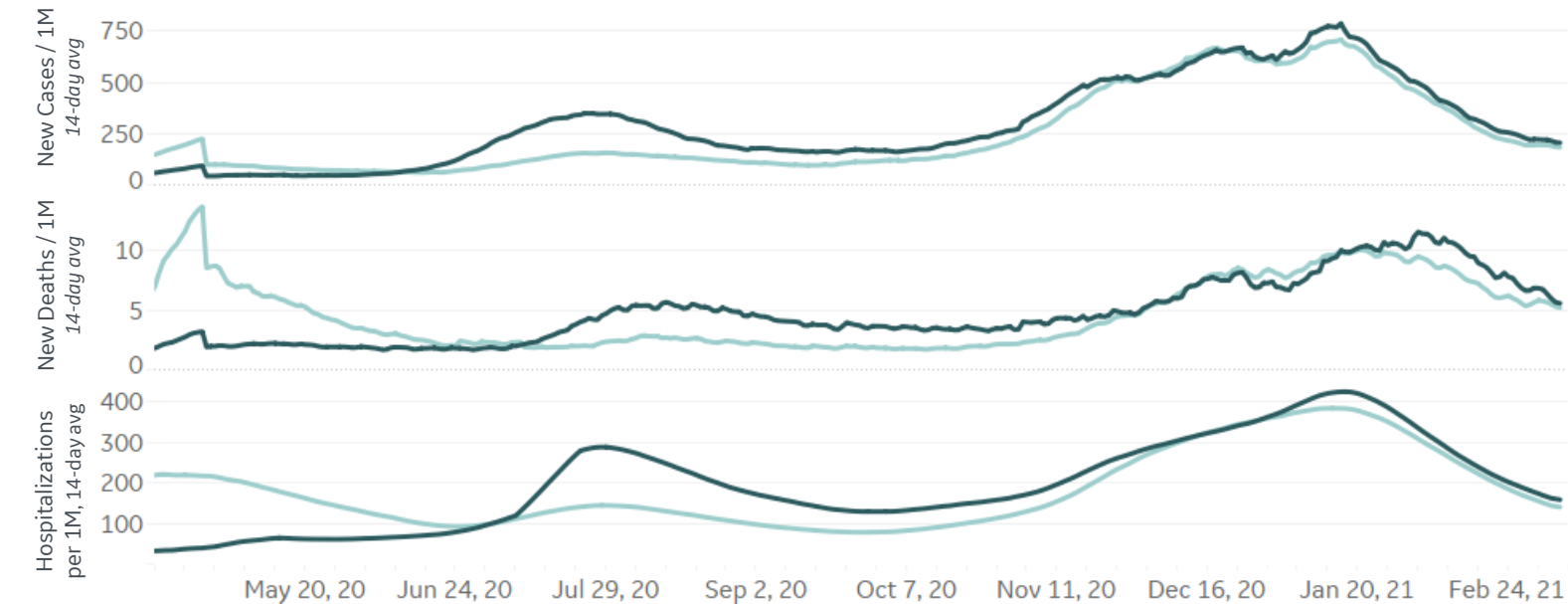
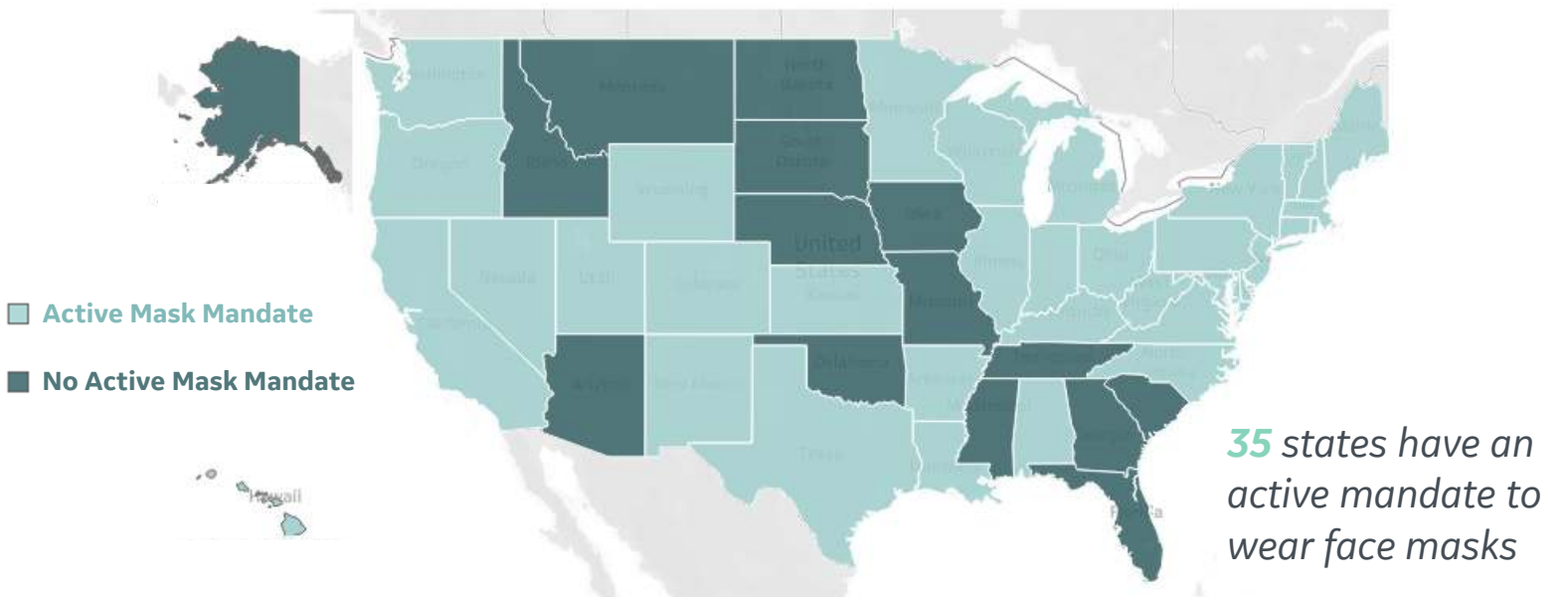
Total US population
having received
at least 1 dose
(181,190 per million)

Fully vaccinated people are persons who
have received all doses required per vaccine

State	% Fully Vaccinated	% Rec'd at Least 1 Dose	Population
Ohio	10.1%	17.7%	11,689,100
Kentucky	10.0%	19.5%	4,467,673
Louisiana	10.0%	17.5%	4,648,794
Idaho	10.0%	17.0%	1,787,065
Iowa	9.9%	20.7%	3,155,070
South Carolina	9.8%	17.2%	5,148,714
Connecticut	9.7%	25.2%	3,565,287
Nevada	9.7%	17.7%	3,080,156
North Carolina	9.7%	17.7%	10,488,084
Florida	9.7%	17.5%	21,477,737
Mississippi	9.4%	17.1%	2,976,149
Arkansas	9.3%	16.6%	3,017,804
New York	9.2%	18.8%	19,453,561
Illinois	9.2%	19.1%	12,671,821
Kansas	9.1%	17.9%	2,913,314
New Hampshire	9.1%	21.3%	1,359,711
Rhode Island	8.9%	22.7%	1,059,361
Missouri	8.9%	16.9%	6,137,428
Pennsylvania	8.7%	18.8%	12,801,989
California	8.7%	18.7%	39,512,223
Georgia	8.6%	13.4%	10,617,423
Alabama	8.6%	15.2%	4,903,185
Texas	8.5%	15.8%	28,995,881
Tennessee	8.4%	15.6%	6,829,174
Utah	7.4%	16.0%	3,205,958



Feature: US Face Mask Mandates



States with Active Mask Mandates
Changes since 13 Jan '21

% ▲ New Cases % ▲ New Deaths

AL	-83%	-86%
AR	-87%	-78%
CA	-89%	-47%
CO	-55%	-100%
CT	-100%	-100%
DC	-15%	-50%
DE	-64%	22%
HI	-13%	-67%
IL	-56%	-53%
IN	-66%	-54%
KS	-95%	-111%
KY	-82%	11%
LA	-100%	-100%
MA	-71%	-40%
MD	-63%	-70%
ME	-78%	-100%
MI	-46%	43%
MN	-36%	-76%
NC	-60%	-48%
NH	-68%	-57%
NJ	-53%	-70%
NM	-75%	-31%
NV	-56%	-68%
NY	-45%	-45%
OH	-78%	-101%
OR	-85%	-93%
PA	-70%	-86%
RI	-100%	-100%
TX	-86%	-47%
UT	-89%	-81%
VA	-68%	21%
* VT	20%	
WA	-75%	-100%
WI	-78%	-80%
WV	-73%	-86%
* WY	-100%	

States without Active Mask Mandates
Changes since 13 Jan '21

% ▲ New Cases % ▲ New Deaths

AK	-100%	-100%
AZ	-69%	-72%
FL	-66%	-42%
GA	-74%	-36%
IA	-80%	-70%
ID	-90%	-63%
MO	-78%	-82%
MS	-70%	-29%
MT	-100%	-100%
ND	-53%	0%
NE	-78%	-92%
OK	-75%	-100%
SC	-80%	-61%
SD	-67%	-89%
TN	-72%	-93%

*New deaths in Vermont went from 0 → 1
*New deaths in WY went from 0 → 0

Face Mask mandates as of 5 Mar '21
As of 10 Mar, Mask mandates in Texas have been lifted



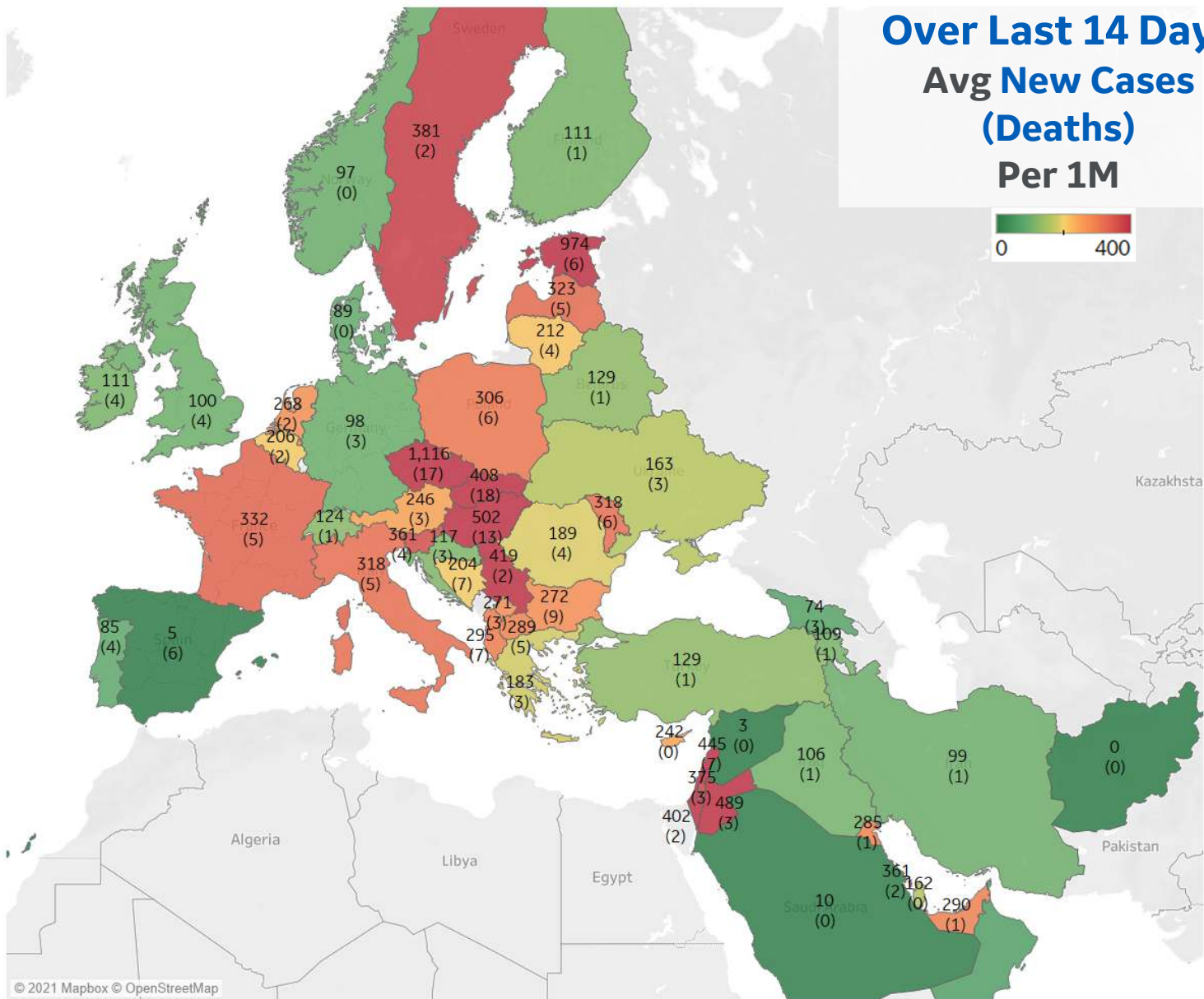
Per 1M in Region

	Today	Change
Active Cases	17,378	+0.5%
Confirmed	198 new	+0.5%
Deaths	4 new	+0.4%
Recovered	113 new	+0.5%

Most Daily New Cases / 1M

Czechia	1,116
Estonia	974
Hungary	502
Jordan	489
Lebanon	445
Serbia	419
Slovakia	408
Israel	402
Sweden	381

* Excludes regions with population < 1M



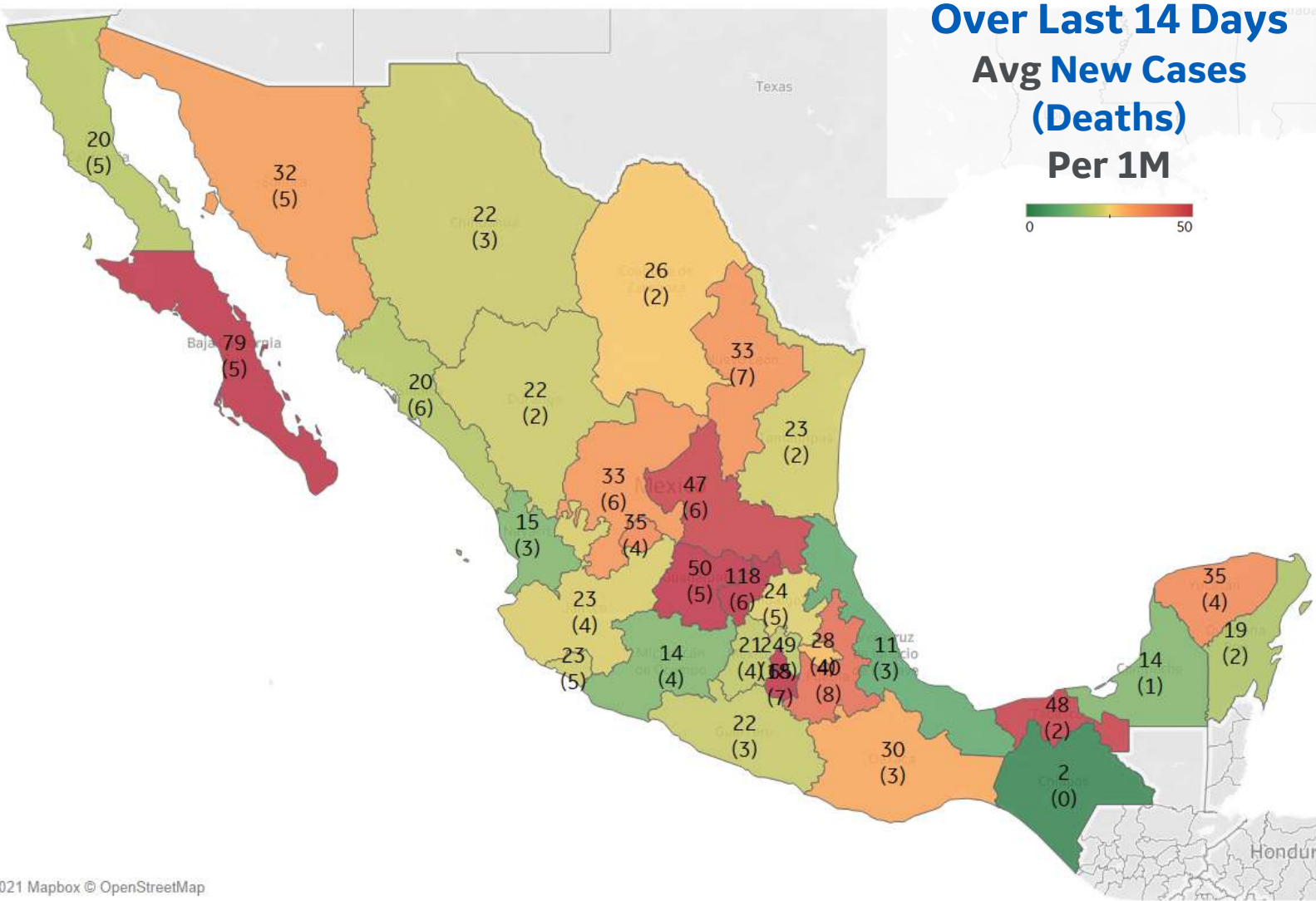


Per 1M in Region

	Today	Change
Active Cases	2,053	+0.5%
Confirmed	57 new	+0.3%
Deaths	7 new	+0.5%
Recovered	41 new	+0.3%

Most Daily New Cases / 1M

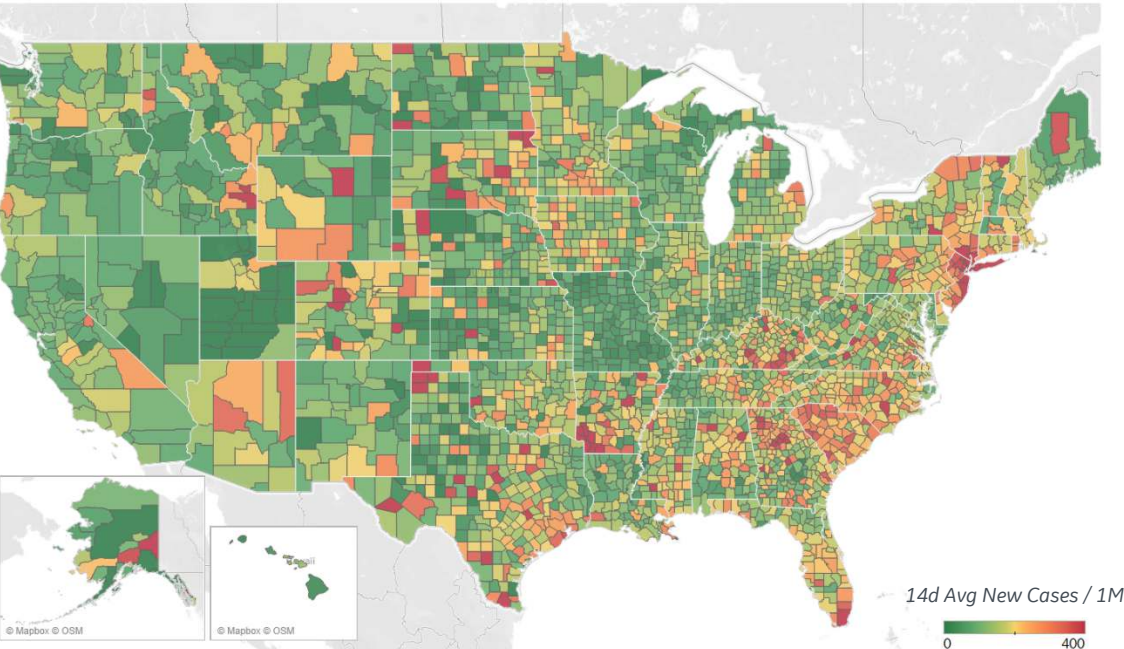
Distrito Federal	249
Querétaro	118
Baja California Sur	79
Morelos	65
Guanajuato	50
Tabasco	48
San Luis Potosí	47
Nacional	44
Puebla	40
Aguascalientes	35





US Counties: Recent Cases and Deaths

Average New Cases per 1M Over Last 14 Days

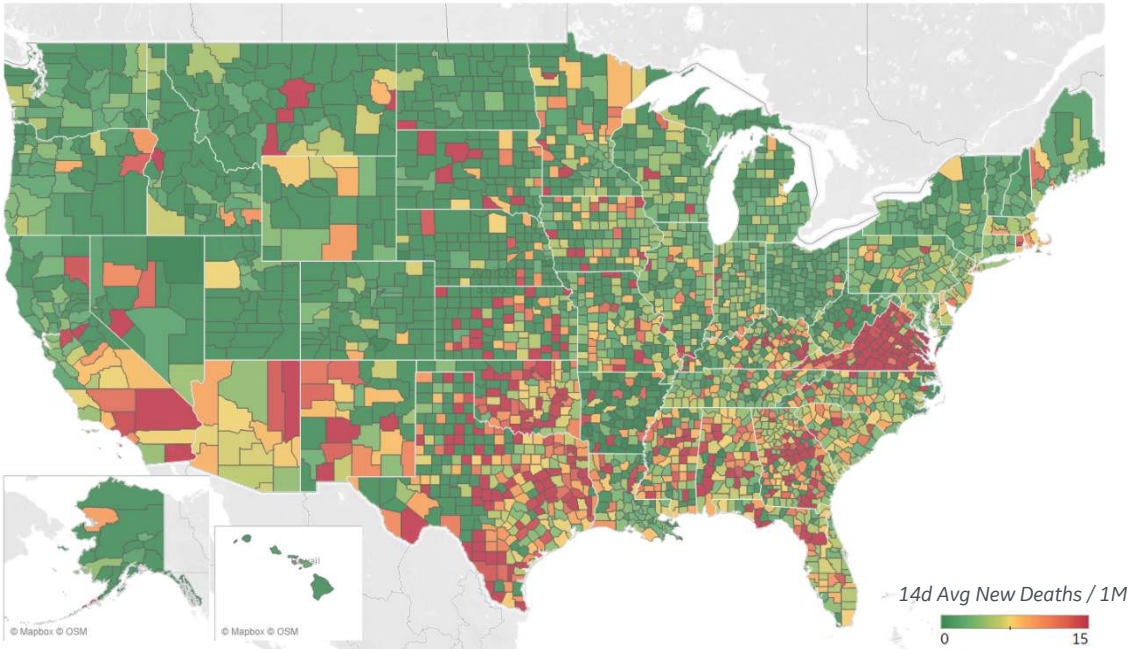


Top 10 by New Confirmed

Avg New Confirmed Cases / 1M

Monmouth County, NJ	519
Denton County, TX	503
Ocean County, NJ	479
Rockland County, NY	477
Nassau County, NY	471
New York City*	470
Orange County, NY	469
Hudson County, NJ	459
Miami-Dade County, FL	445
Bergen County, NJ	433

Average New Deaths per 1M Over Last 14 Days



Top 10 by New Deaths

Avg New Deaths/ 1M

Henrico County, VA	31
Chesterfield County, VA	21
Marion County, FL	19
Cameron County, TX	18
San Bernardino County, CA	17
Prince William County, VA	15
San Joaquin County, CA	15
Los Angeles County, CA	14
Webb County, TX	14
Providence County, RI	13

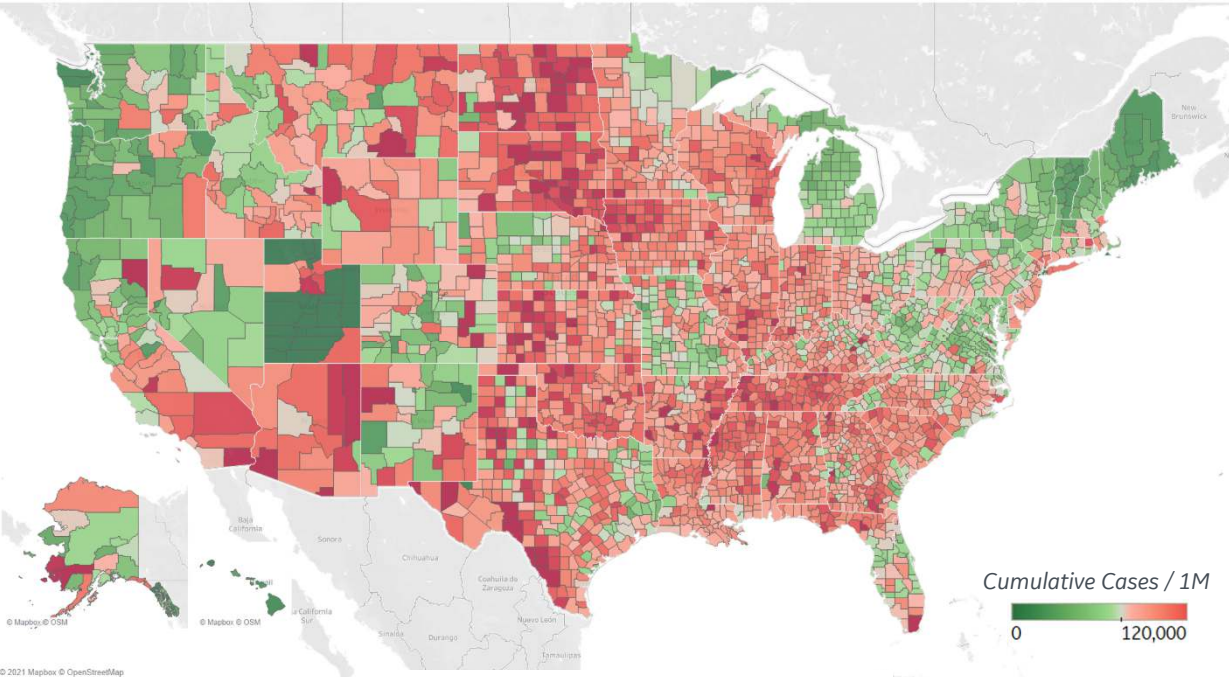
Note: Lists includes counties
≥ 250K population



US Counties: Cumulative Cases and Deaths

Updated 10 Mar 2021, 3:30 GMT 17

Confirmed **Cases** per 1M to date

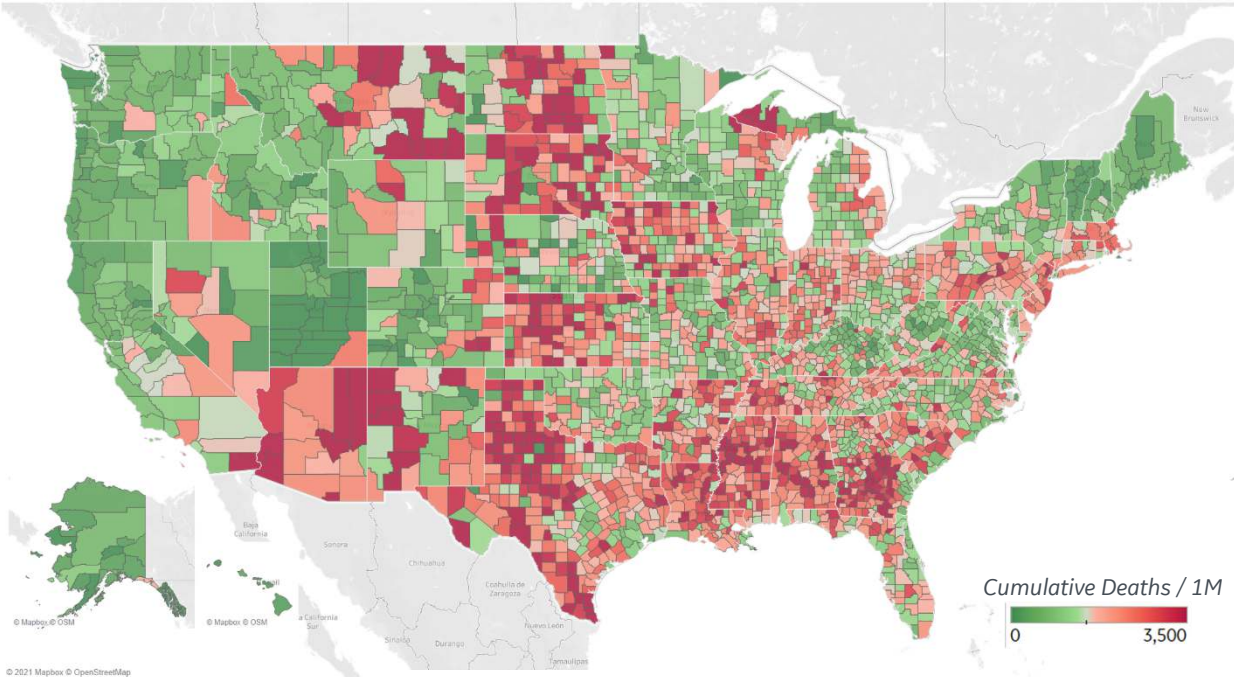


Top 10 Counties

Total Confirmed Cases / 1M

Lubbock County, TX	155,431
Miami-Dade County, FL	155,113
Webb County, TX	154,946
El Paso County, TX	149,934
Utah County, UT	143,035
San Bernardino County, CA	132,126
Providence County, RI	130,074
Greenville County, SC	124,941
Brown County, WI	124,774
Rockland County, NY	122,810

Reported **Deaths** per 1M to date



Top 10 Counties

Total Reported Deaths / 1M

New York City*	5,552
Cameron County, TX	3,587
Passaic County, NJ	3,410
Essex County, NJ	3,392
Union County, NJ	3,230
Ocean County, NJ	3,123
Hidalgo County, TX	3,101
Hudson County, NJ	3,028
Hampden County, MA	2,942
Providence County, RI	2,889

* New York City counties aggregated into one reporting area

Note: Lists includes counties $\geq 250K$ population



Per 1M in Region

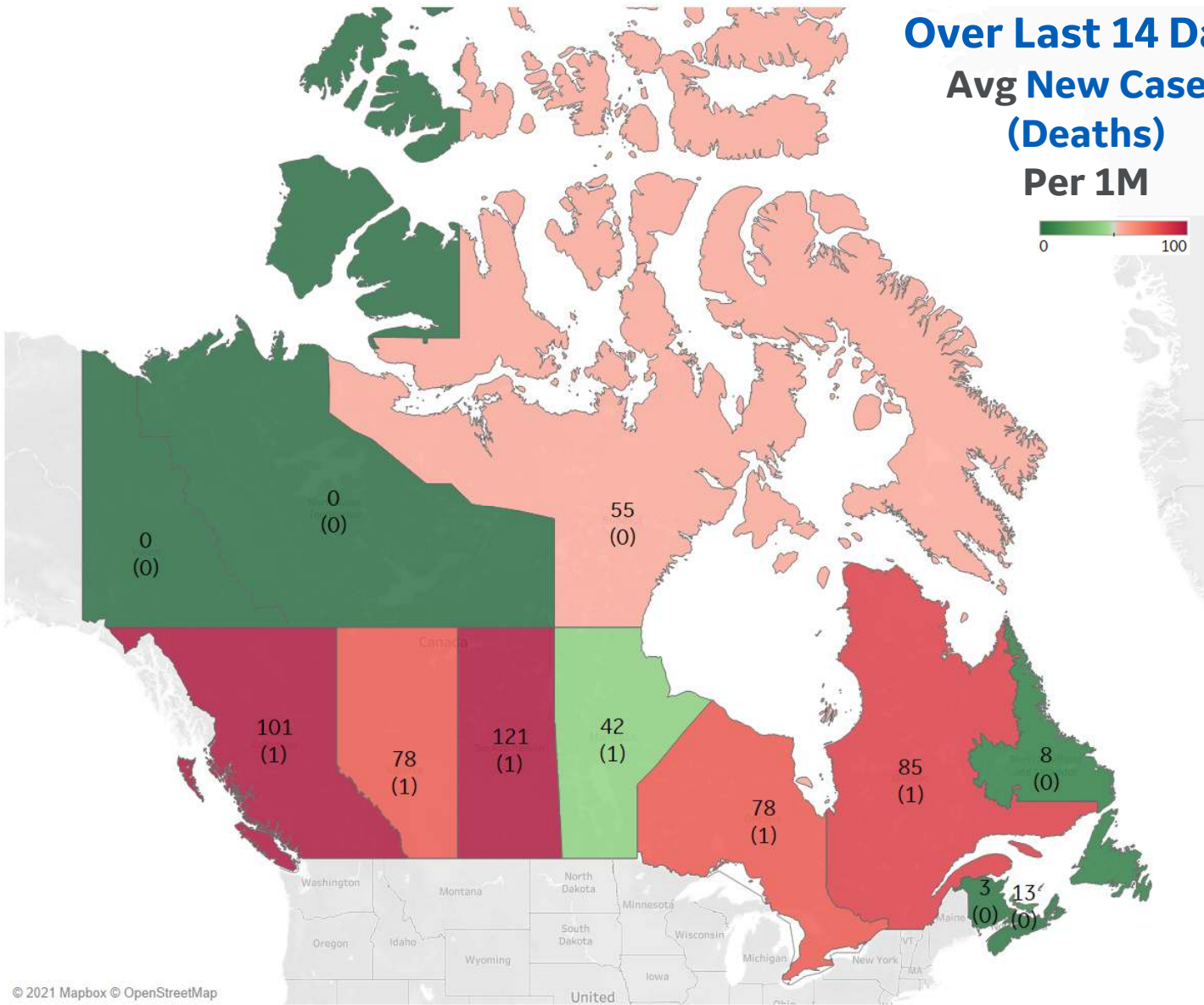

	Today	Change
Active Cases	793	-0.4%
Confirmed	78 new	+0.3%
Deaths	1 new	+0.1%
Recovered	80 new	+0.4%

Most Daily New Cases / 1M

Saskatchewan	121
British Columbia	101
Quebec	85
Alberta	78
Ontario	78
Manitoba	42

* Excludes regions with population < 1M

Over Last 14 Days Avg New Cases (Deaths) Per 1M





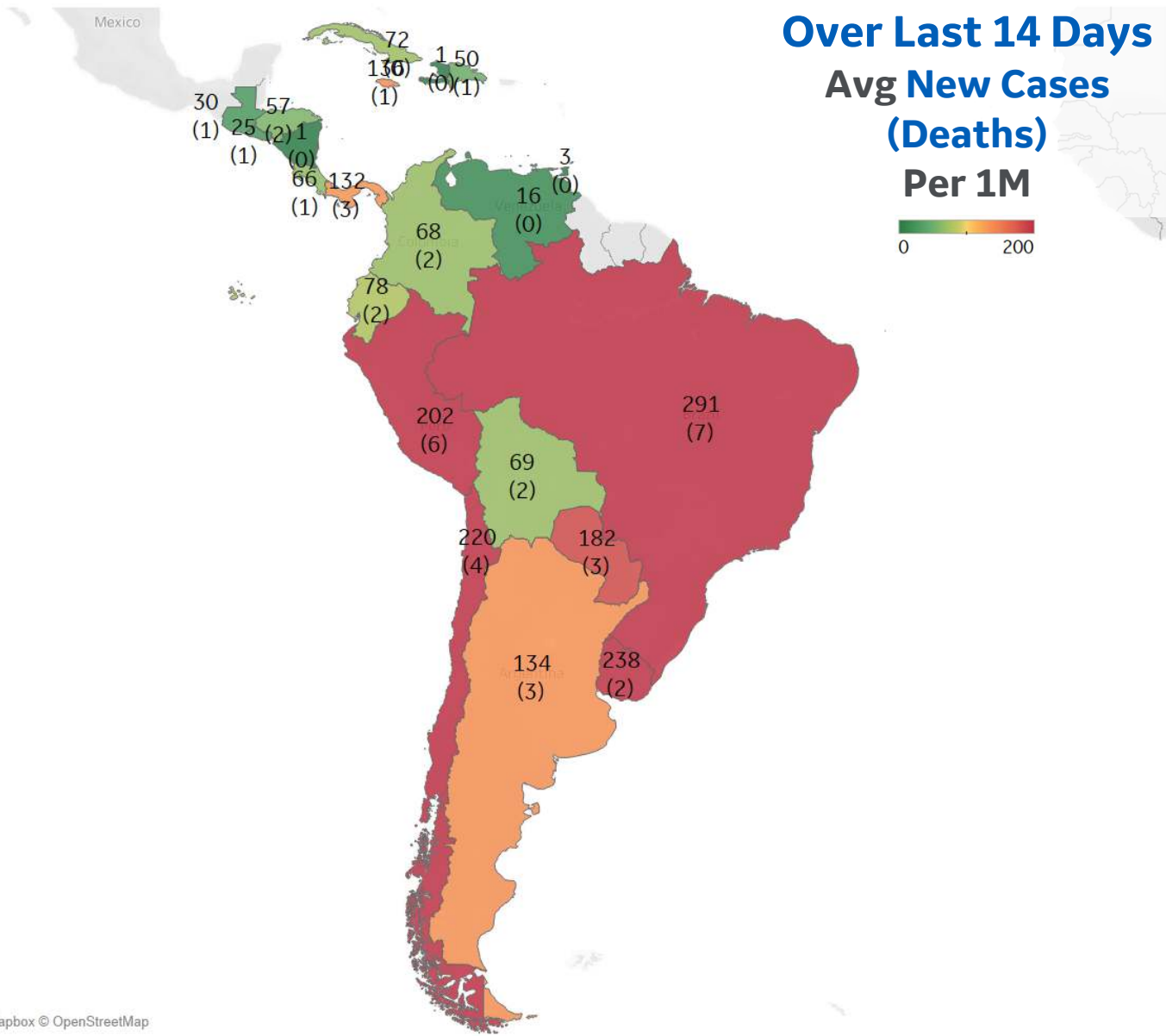
Per 1M in Region

	Today	Change
Active Cases	2,973	+1.1%
Confirmed	201 new	+0.5%
Deaths	5 new	+0.5%
Recovered	164 new	+0.5%

Most Daily New Cases / 1M

Brazil	291
Uruguay	238
Chile	220
Peru	202
Paraguay	182
Jamaica	136
Argentina	134
Panama	132
Ecuador	78
Cuba	72

* Excludes regions with population < 1M





Brazil

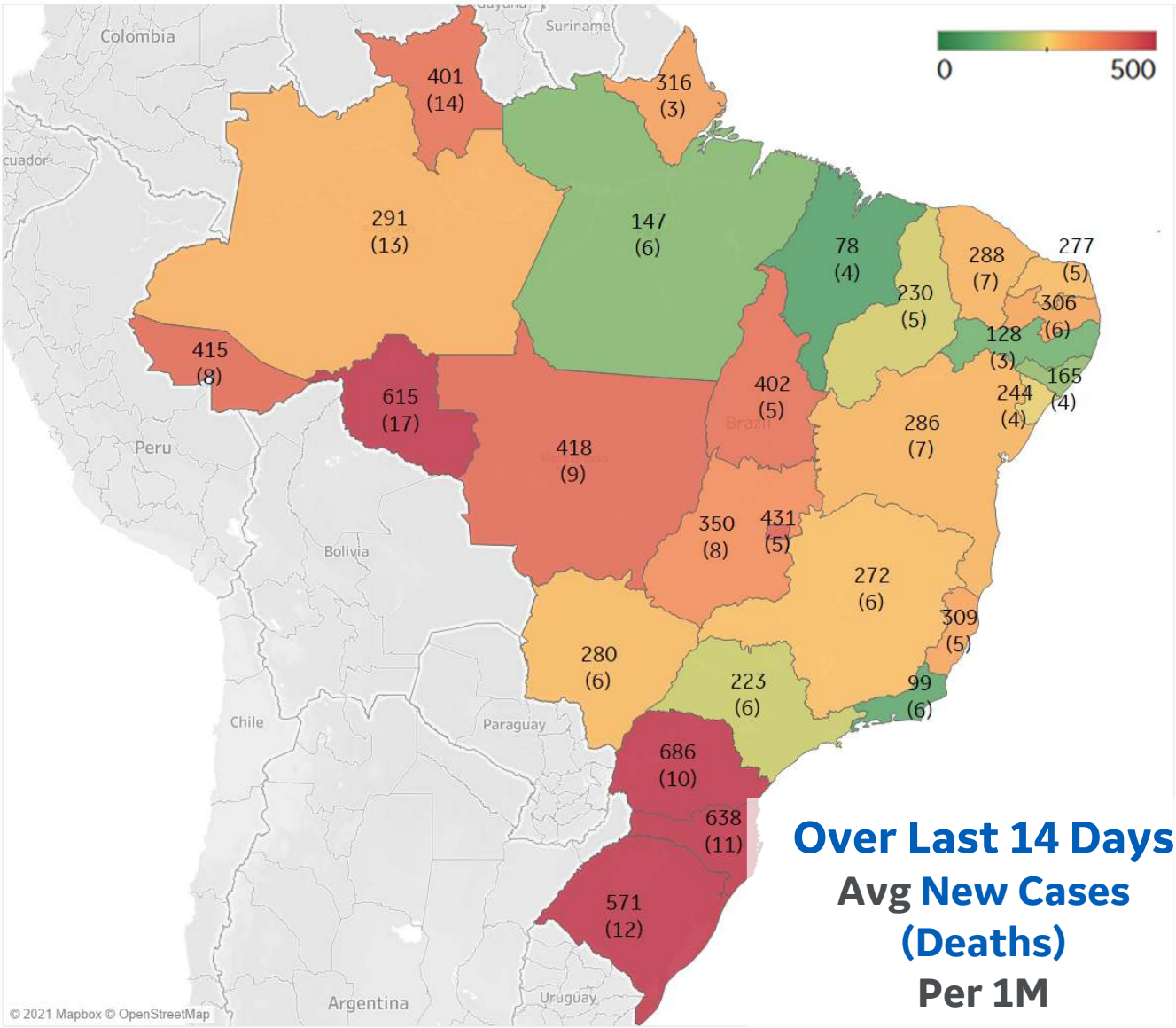
Per 1M in Region

	Today	Change
Active Cases	4,589	+1.7%
Confirmed	333 new	+0.6%
Deaths	9 new	+0.7%
Recovered	246 new	+0.5%

Most Daily New Cases / 1M

Paraná	686
Santa Catarina	638
Rondônia	615
Rio Grande do ..	571
Distrito Federal	431
MatoGrosso	418
Tocantins	402
Goiás	350
Espírito Santo	309
Paraíba	306

* Excludes regions with population < 1M





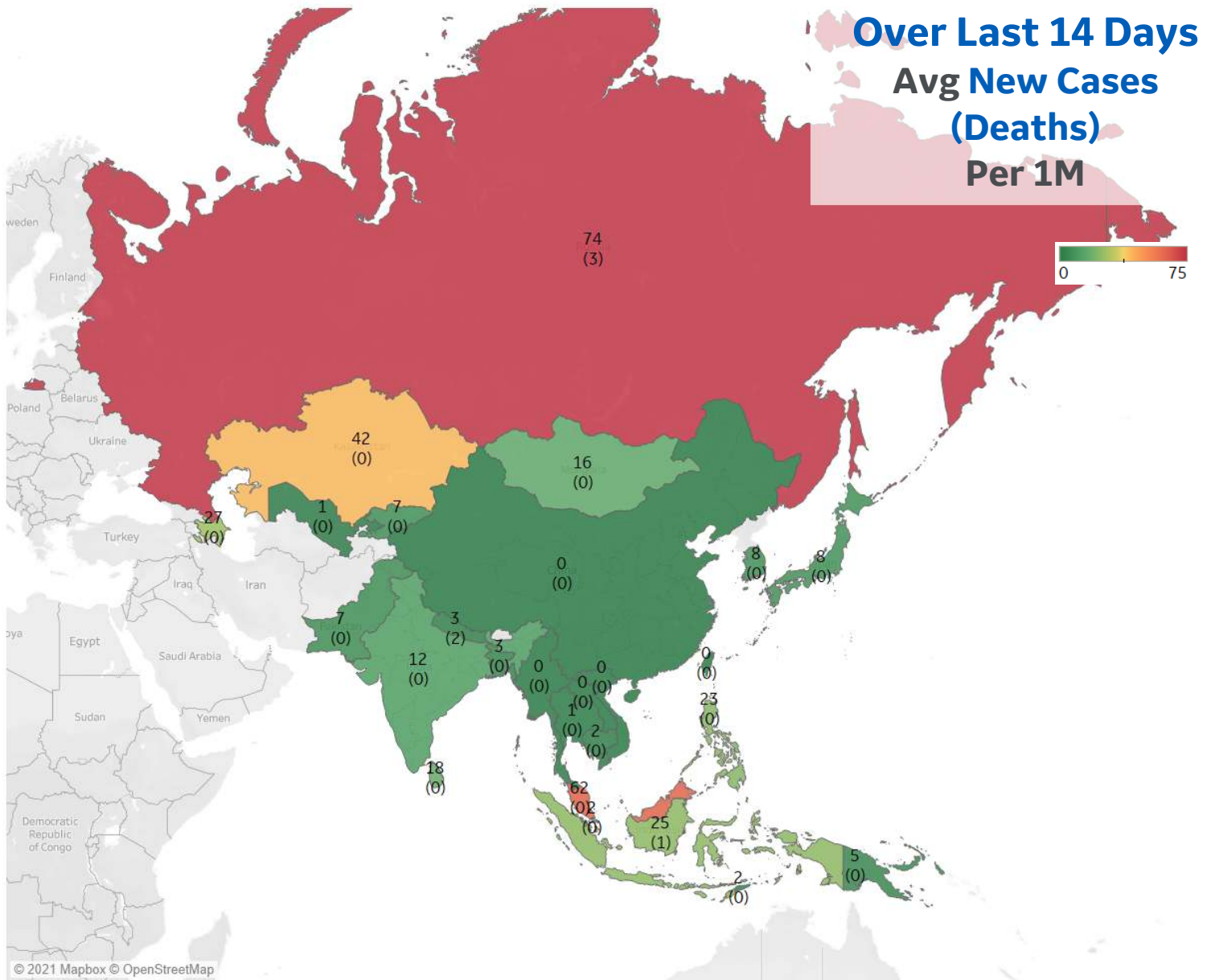
Per 1M in Region

	Today	Change
Active Cases	189	-0.5%
Confirmed	10 new	+0.2%
Deaths	0.2 new	+0.2%
Recovered	11 new	+0.2%

Most Daily New Cases / 1M

Russia	74
Malaysia	62
Kazakhstan	42
Azerbaijan	27
Indonesia	25
Philippines	23
Sri Lanka	18
Mongolia	16
India	12
Japan	8

* Excludes regions with population < 1M



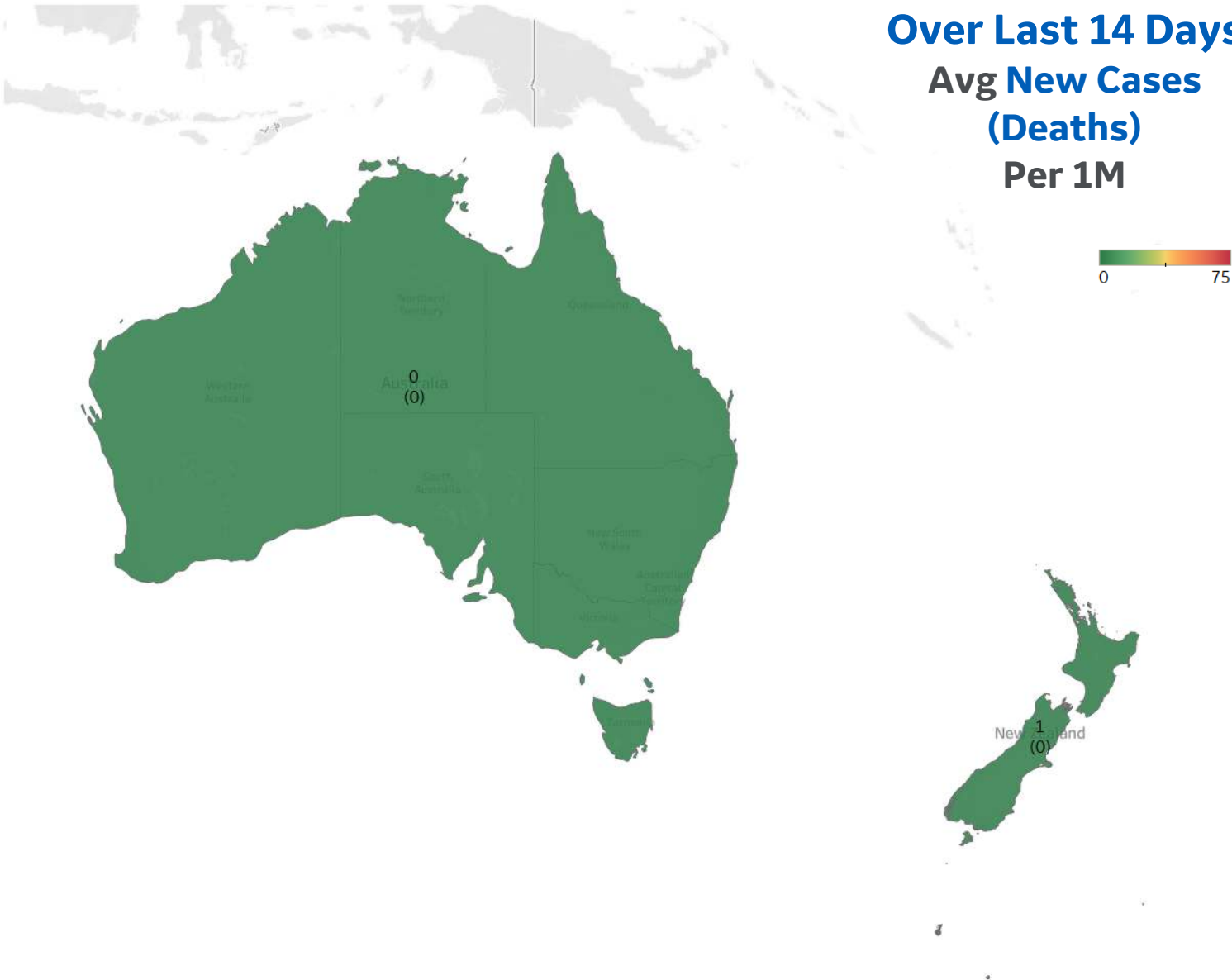


Per 1M in Region

	Today	Change
Active Cases	170	+0%
Confirmed	0 new	+0%
Deaths	0 new	+0%
Recovered	0 new	+0%

Most Daily New Cases / 1M

New Zealand	1
Australia	0



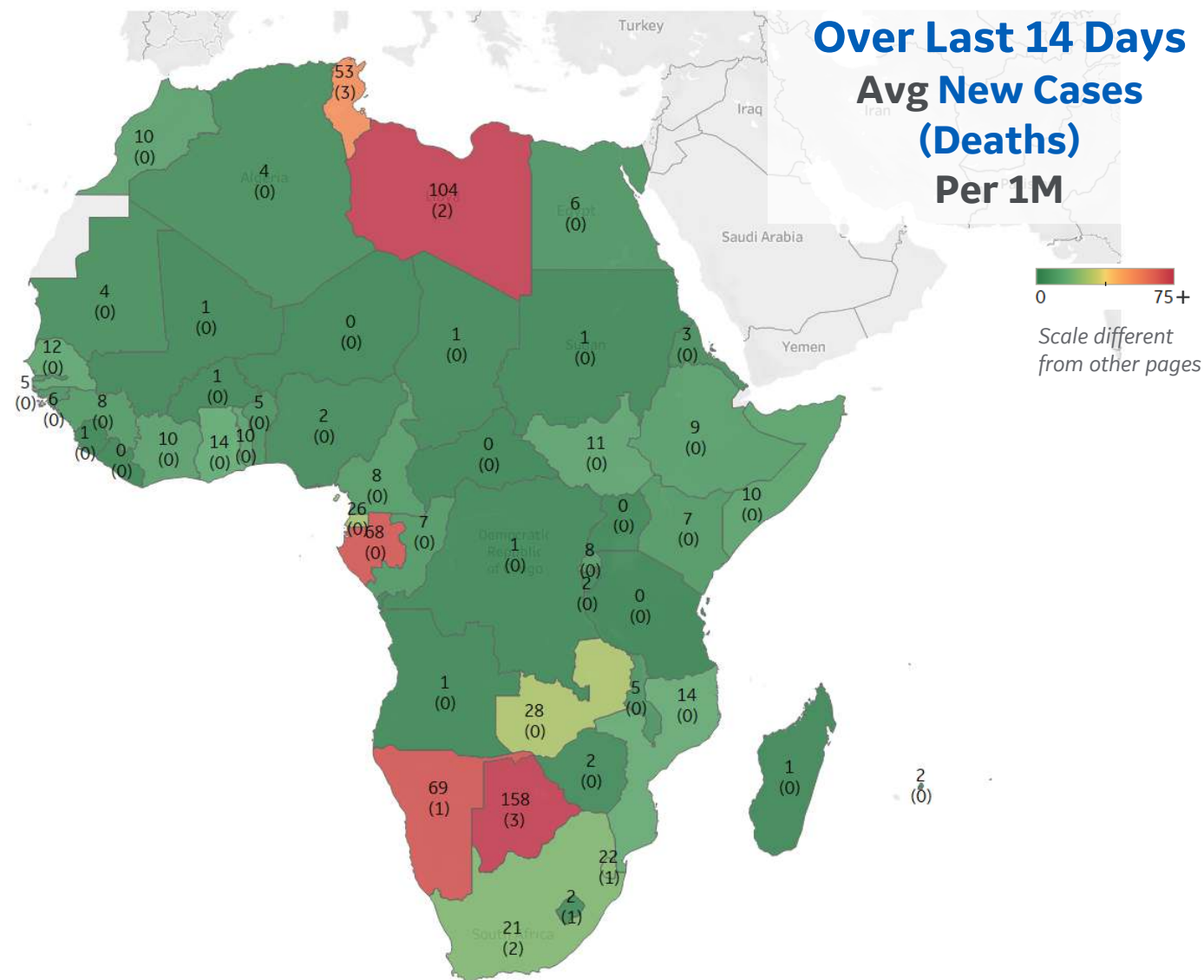


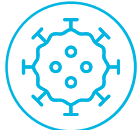
	Today	Change
Active Cases	233	-1.5%
Confirmed	6 new	+0.2%
Deaths	0.2 new	+0.3%
Recovered	9 new	+0.3%

	Today	Change
Active Cases	233	-1.5%
Confirmed	6 new	+0.2%
Deaths	0.2 new	+0.3%
Recovered	9 new	+0.3%

Botswana	158
Libya	104
Namibia	69
Gabon	68
Tunisia	53
Zambia	28
Eq. Guinea	26
Eswatini	22
South Africa	21
Mozambique	14

* Excludes regions with population < 1M





** Per 1M = Per 1 Million Population unless otherwise noted

Johns Hopkins Coronavirus Resource Center:

<https://coronavirus.jhu.edu/map.html>

Worldometer Coronavirus Reporting:

<https://www.worldometers.info/coronavirus/>

Public Health England:

<https://www.gov.uk/government/publications/covid-19-track-coronavirus-cases>

US Department of Homeland Security, Homeland Infrastructure Foundation-Level Data:

<https://hifld-geoplatform.opendata.arcgis.com/datasets/hospitals>

City of New York, NYC Health:

<https://www1.nyc.gov/site/doh/covid/covid-19-data.page>

Chicago Coronavirus Latest Data:

<https://www.chicago.gov/city/en/sites/covid-19/home/latest-data.html>

National Health Commission of the PRC:

<http://www.nhc.gov.cn/xcs/yqtb/202003/bf66696029ba420098164607240074f8.shtml>

CDC, Severe Outcomes Among Patients with Coronavirus Disease 2019 (COVID-19):

<https://www.cdc.gov/mmwr/volumes/69/wr/mm6912e2.htm>

Italian Department of Civil Protection, COVID Monitoring:

<http://opendatadpc.maps.arcgis.com/apps/opsdashboard/index.html#/b0c68bce2cce478eaac82fe38d4138b1>

The COVID Tracking Project:

<https://covidtracking.com/data/>

UK Office for National Statistics:

<https://www.ons.gov.uk/peoplepopulationandcommunity/birthsdeathsandmarriages/deaths/bulletins/deathsregisteredweeklyinenglandandwalesprovisional/weekending24april2020>

COVID-19 Information for Switzerland:

<https://www.corona-data.ch/>

European Centre for Disease Prevention and Control:

<https://www.ecdc.europa.eu/en/publications-data/download-data-hospital-and-icu-admission-rates-and-current-occupancy-covid-19>

Worldwide Survival Rate, last 30d calculation =

$$\frac{[(Total\ Confirmed - Total\ Confirmed\ 30d\ ago) - (Total\ Deaths - Total\ Deaths\ 30d\ ago)]}{(Total\ Confirmed - Total\ Confirmed\ 30d\ ago)}$$

Secretary of Health, Mexico:

<https://www.gob.mx/salud/en>

OECD Economic Outlooks, Statistics:

https://www.oecd-ilibrary.org/economics/data/oecd-economic-outlook-statistics-and-projections_eo-data-en

Public Health Authority of Sweden:

<https://www.folkhalsomyndigheten.se/smittskydd-beredskap/utbrott/aktuella-utbrott/covid-19/bekraftade-fall-i-sverige>

CDC Provisional COVID19 Deaths Counts

<https://data.cdc.gov/NCHS/Provisional-COVID-19-Death-Counts-by-Sex-Age-and-S/9bhg-hcku>

Canada Regional Data:

<https://health-infobase.canada.ca/covid-19/epidemiological-summary-covid-19-cases.html#fn1>

Canada Regional Populations (Q4 2019):

<https://www150.statcan.gc.ca/t1/tbl1/en/tv.action?pid=1710000901>

CDC COVID Data Tracker:

<https://covid.cdc.gov/covid-data-tracker/#vaccinations>

Our World in Data, Excess Mortality during the Coronavirus pandemic (COVID-19):

<https://ourworldindata.org/excess-mortality-covid>

OECD Quarterly National Accounts, Quarterly Growth Rates of Real GDP:

<https://stats.oecd.org/index.aspx?queryid=350>

AARP: State-by-State Guide to Face Mask Requirements:

<https://www.aarp.org/health/healthy-living/info-2020/states-mask-mandates-coronavirus.html>