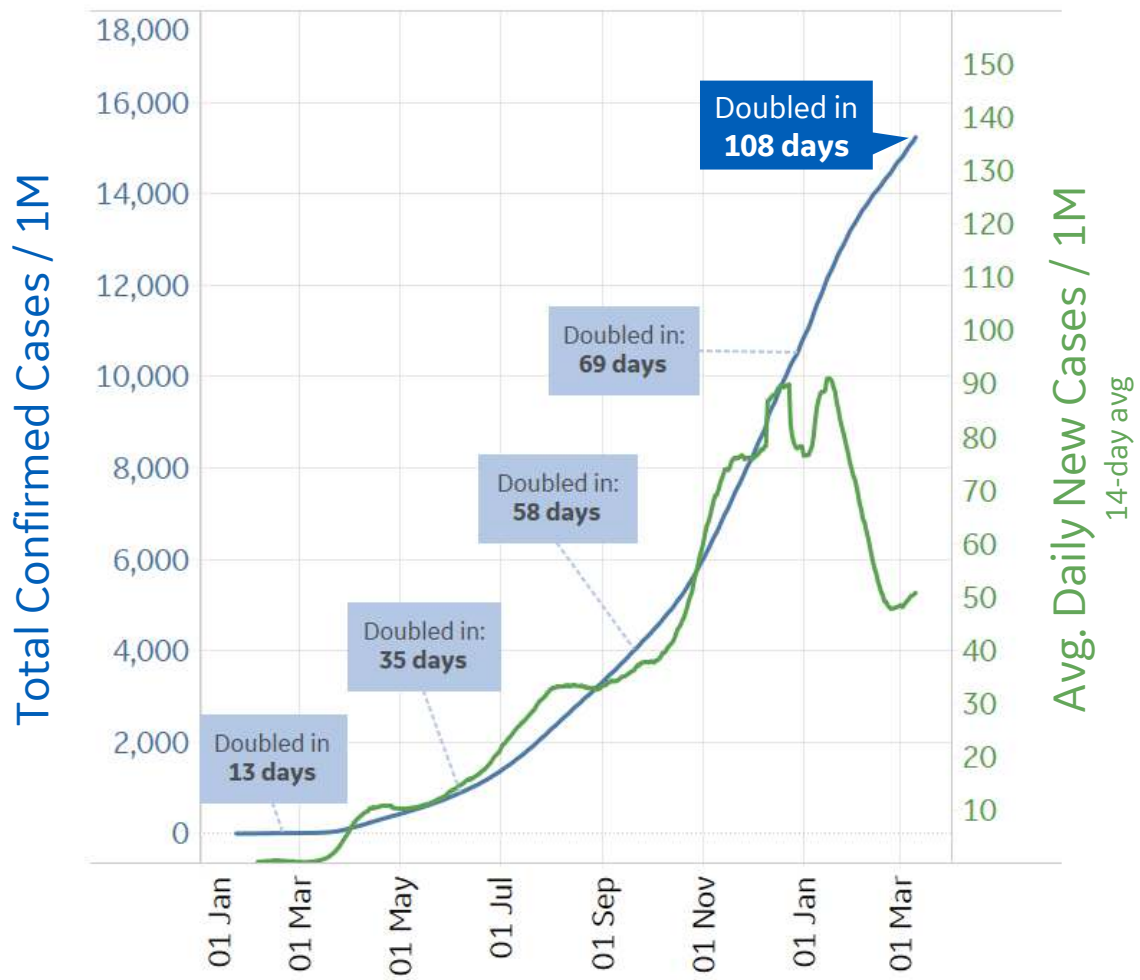




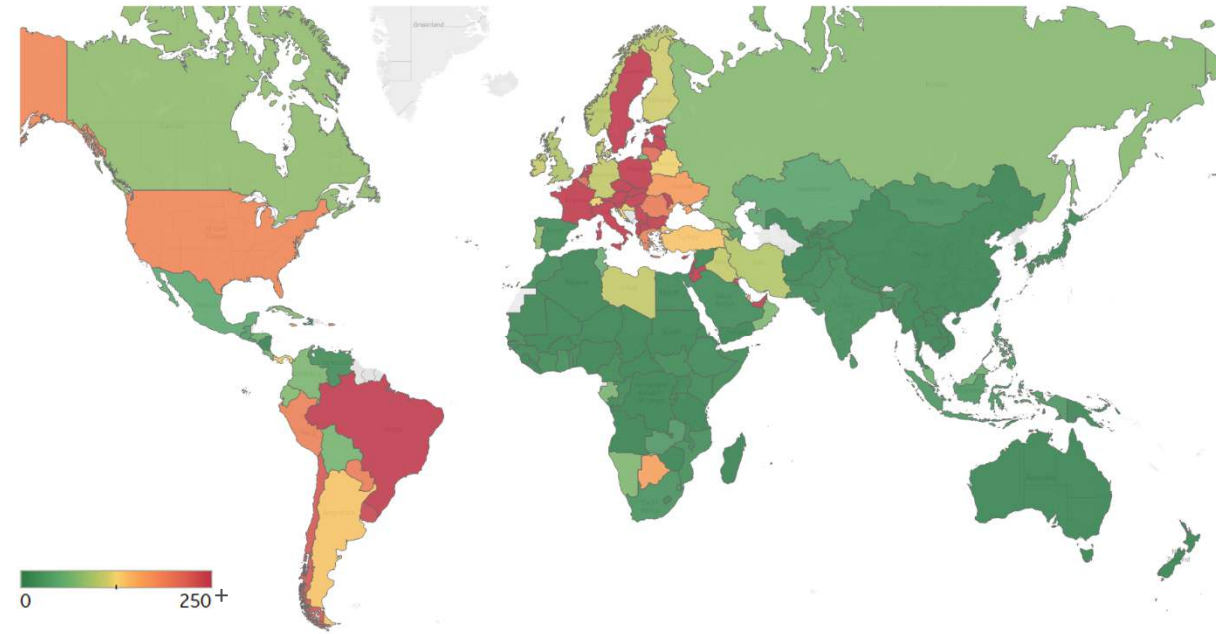
Global Confirmed & Active Cases

Trend since 22 Jan 2020



Avg. Daily New Cases / 1M

Over the last 14 days



Per 1M:	New Today	Change from 30 days ago
Active	30	+9%
Confirmed	61	+11%
Deaths	1	+12%
Recovered	30	+13%
	To Date	Last 30 Days
Worldwide Survival Rate	97.8%	97.5%

Worldwide Survival Rate = (Confirmed - Deaths) / (Confirmed) in a given time period



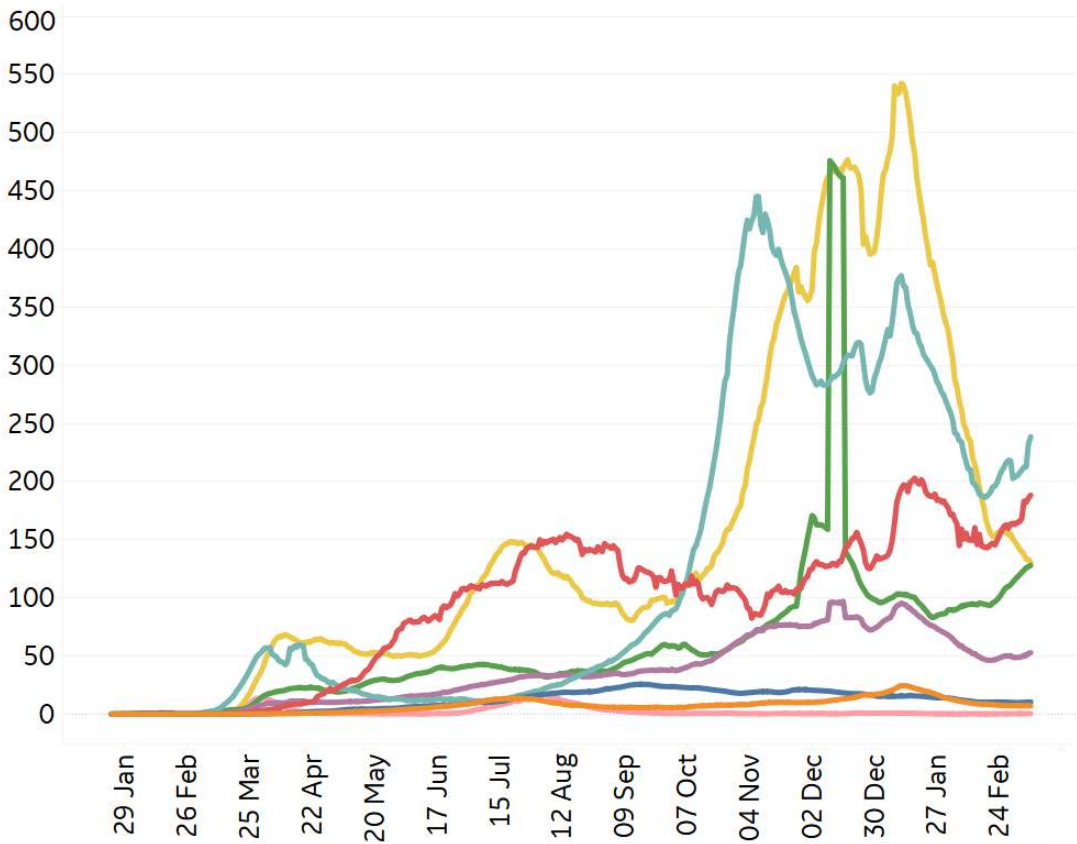
New Confirmed Cases & New Deaths

Updated 11 Mar 2021, 3:30 GMT 2

Key **World** **North America** **Europe** **Middle East** **Cent & South America** **Asia** **Africa** **Oceania**

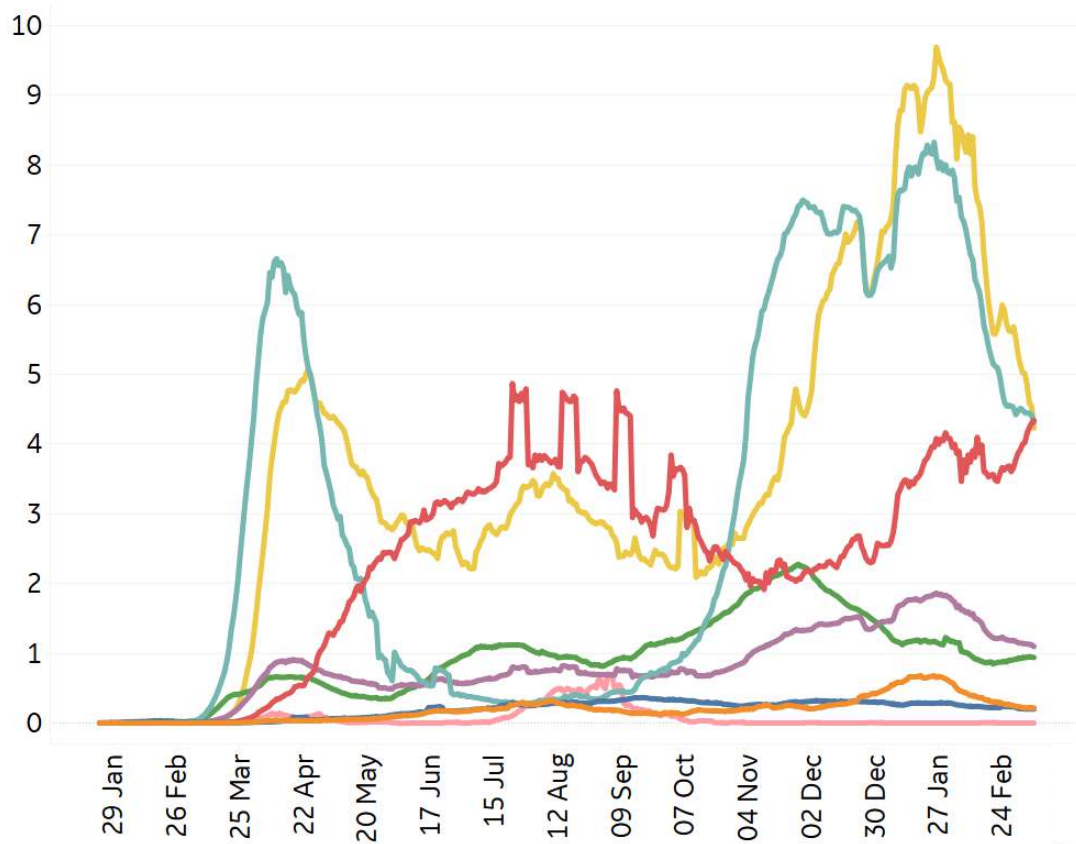
New Confirmed Cases / 1M

7-day rolling average



New Deaths / 1M

7-day rolling average



*Large jump in Middle East confirmed cases due to batched reporting of 823,225 new cases in **Turkey** on 10 Dec



Top 50 Countries: Per 1M



1 - 25

	Average over last 7 days		Total Since 22 Jan			Change from 14d Ago in 14 day avg of daily new	
	New Confirmed	New Deaths	Total Confirmed	Estimated Recovered	Total Deaths	Confirmed	Deaths
Czechia	1,096	19	126,174	108,504	2,090	29%	33%
Belgium	210	2	68,562	63,718	1,928	13%	-25%
Slovenia	351	2	94,940	88,072	1,880	-8%	-21%
UK	86	3	62,574	59,386	1,845	-43%	-53%
Hungary	606	15	49,777	40,765	1,690	135%	47%
Italy	348	5	51,659	45,446	1,667	52%	-4%
Bos. and Herz.	247	9	42,566	37,909	1,640	96%	67%
Portugal	75	3	79,628	76,885	1,630	-56%	-66%
US	170	4	88,080	83,926	1,599	-17%	-21%
Bulgaria	337	12	38,797	33,263	1,583	81%	95%
North Macedo..	323	6	52,445	46,745	1,557	76%	5%
Spain	129	5	67,981	66,275	1,539	-95%	-27%
Slovakia	399	17	60,369	53,152	1,492	6%	8%
Peru	181	5	41,855	37,770	1,461	-11%	-6%
Panama	118	2	80,259	77,117	1,381	-19%	-30%
France	333	4	61,624	55,633	1,374	9%	-13%
Croatia	134	2	60,425	57,347	1,370	49%	-38%
Sweden	376	2	69,499	62,815	1,296	15%	-37%
EU	270	5	52,923	48,195	1,276	17%	-11%
Brazil	325	8	52,702	47,299	1,273	32%	37%
Lithuania	159	4	74,711	70,577	1,231	6%	-29%
Poland	351	6	48,308	42,675	1,215	72%	3%
Colombia	65	2	44,926	42,780	1,194	-25%	-40%
Argentina	136	3	48,007	44,961	1,181	0%	-14%
Switzerland	133	1	65,618	62,697	1,165	4%	-39%

26 - 50

	Average over last 7 days		Total Since 22 Jan			Change from 14d Ago in 14 day avg of daily new	
	New Confirmed	New Deaths	Total Confirmed	Estimated Recovered	Total Deaths	Confirmed	Deaths
Chile	242	4	45,404	41,152	1,109	27%	-3%
Romania	206	4	43,670	39,864	1,100	46%	13%
Armenia	131	2	59,238	56,596	1,092	88%	38%
Moldova	313	6	49,140	43,621	1,037	33%	31%
Austria	263	2	53,509	49,032	974	38%	-14%
Netherlands	270	2	67,047	62,306	938	15%	-33%
Latvia	274	5	48,582	43,325	915	-15%	-28%
Ireland	98	4	45,484	43,003	911	-29%	-41%
Kosovo	298	4	40,486	35,710	907	59%	84%
Georgia	68	3	68,598	66,637	906	-28%	-1%
Lebanon	459	7	59,396	52,402	759	22%	-5%
Albania	256	6	39,906	35,215	690	-21%	28%
Israel	363	2	93,754	87,552	687	-12%	-28%
Ukraine	172	4	33,504	30,547	661	49%	26%
Costa Rica	54	1	40,798	39,388	559	-16%	-40%
Serbia	454	2	57,076	50,552	529	62%	10%
Estonia	1,053	7	59,533	45,078	510	70%	50%
Jordan	577	4	43,991	36,394	500	100%	148%
West Bank an..	408	4	44,293	38,427	480	89%	116%
Denmark	123	0	37,721	35,804	411	41%	-59%
Bahrain	349	2	75,476	70,160	280	-16%	-15%
Kuwait	321	2	47,860	43,521	268	33%	0%
UAE	266	1	42,254	38,146	137	-8%	-9%
Qatar	163	0	58,437	56,069	92	3%	75%
Total World	53	1	15,236	14,188	338	6%	-11%

Change from 14d ago:
Compares 14d-avgs. of Daily New Cases/Deaths
today with 14d-avgs. from 14d ago

Estimated Recovered: Cases 14d ago - Deaths today

64% of countries recorded less than 100 new cases per 1 million people today

Top 50 countries selected by Cases / 1M
Sorted by Total Deaths / 1M
Excluded countries with population < 1M



Top 50 Countries: Raw Volume



1 - 25

	Average over last 7 days		Total Since 22 Jan			Change from 14d Ago in 14 day avg of daily new	
	New Confirmed	New Deaths	Total Confirmed	Estimated Recovered	Total Deaths	Confirmed	Deaths
EU	120,362	2,154	23,563,841	21,458,795	568,326	17%	-11%
US	56,240	1,437	29,154,659	27,779,822	529,263	-17%	-21%
Brazil	69,096	1,626	11,202,305	10,053,807	270,656	32%	37%
Mexico	5,643	635	2,144,486	1,868,417	192,491	-19%	-26%
India	18,377	108	11,285,561	10,888,725	158,189	36%	10%
UK	5,823	172	4,247,879	4,031,485	125,222	-43%	-53%
Italy	21,013	311	3,123,368	2,747,753	100,811	52%	-4%
France	21,755	287	4,022,429	3,631,354	89,707	9%	-13%
Russia	10,288	410	4,302,726	4,064,962	88,773	-20%	-7%
Germany	9,838	225	2,541,781	2,343,179	72,858	20%	-33%
Spain	6,017	245	3,178,442	3,098,683	71,961	-95%	-27%
Iran	8,352	82	1,715,162	1,537,947	60,928	6%	14%
Colombia	3,331	99	2,285,960	2,176,769	60,773	-25%	-40%
Argentina	6,166	129	2,169,694	2,032,052	53,359	0%	-14%
South Africa	1,130	93	1,524,174	1,456,433	51,015	-33%	-37%
Peru	5,961	181	1,380,023	1,245,334	48,163	-11%	-6%
Poland	13,272	234	1,828,313	1,615,112	45,997	72%	3%
Indonesia	6,392	173	1,398,578	1,268,209	37,932	-25%	-13%
Turkey	12,444	65	2,821,943	2,635,967	29,227	45%	-21%
Ukraine	7,502	154	1,465,265	1,335,936	28,925	49%	26%
Czechia	11,734	206	1,351,195	1,161,967	22,385	29%	33%
Belgium	2,428	25	794,605	738,462	22,347	13%	-25%
Canada	3,057	32	902,234	838,018	22,330	1%	-35%
Chile	4,628	72	867,949	786,666	21,206	27%	-3%
Romania	3,971	81	840,116	766,892	21,156	46%	13%

26 - 50

	Average over last 7 days		Total Since 22 Jan			Change from 14d Ago in 14 day avg of daily new	
	New Confirmed	New Deaths	Total Confirmed	Estimated Recovered	Total Deaths	Confirmed	Deaths
Portugal	760	27	811,948	783,969	16,617	-56%	-66%
Hungary	5,851	143	480,860	393,804	16,325	135%	47%
Ecuador	1,053	26	296,841	262,674	16,105	-3%	-9%
Netherlands	4,633	36	1,148,836	1,067,609	16,077	15%	-33%
Iraq	4,503	23	740,472	666,643	13,645	32%	74%
Pakistan	1,723	43	597,497	562,564	13,377	28%	3%
Sweden	3,800	18	701,892	634,382	13,088	15%	-37%
Philippines	3,012	22	603,308	553,875	12,545	48%	-43%
Switzerland	1,151	10	567,903	542,616	10,082	4%	-39%
Austria	2,371	22	481,919	441,600	8,776	38%	-14%
Morocco	362	7	487,286	473,423	8,705	-5%	-28%
Bangladesh	739	10	553,105	536,048	8,496	59%	-16%
Japan	1,067	49	442,411	419,320	8,412	-15%	-21%
Slovakia	2,176	94	329,593	290,191	8,146	6%	8%
Saudi Arabia	375	5	380,958	369,476	6,545	6%	17%
Panama	509	10	346,301	332,744	5,957	-19%	-30%
Israel	3,144	21	811,492	757,806	5,950	-12%	-28%
Lebanon	3,130	45	405,407	357,670	5,180	22%	-5%
Jordan	5,891	45	448,851	371,335	5,106	100%	148%
Serbia	3,965	18	498,696	441,693	4,620	62%	10%
Nepal	85	33	274,973	270,748	3,012	-14%	-49%
Belarus	1,097	9	298,123	279,644	2,063	-17%	-3%
UAE	2,635	12	417,909	377,284	1,353	-8%	-9%
Malaysia	1,691	6	317,717	290,583	1,191	-35%	-38%
Total World	409,325	8,492	118,031,918	109,907,423	2,619,866	6%	-11%

*Change from 14d ago:
Compares 14d-avgs. of Daily New Cases/Deaths
today with 14d-avgs. from 14d ago

Estimated Recovered: Cases 14d ago - Deaths today

Compared to 7 days ago, **Jamaica** recorded a 17% increase in confirmed cases
(24,103 cases on 3 Mar, vs 28,273 cases on 10 Mar)

Top 50 countries selected by Total Cases
Sorted by Raw Total Deaths
Excluded countries with population < 1M

N/A** due to inconsistent reporting of Recovered Cases



United States: Per 1M



1 - 25

	Average over last 7 days		Total Since 22 Jan			Change from 14d Ago in 14 day avg of daily new	
	New Confirmed	New Deaths	Total Confirmed	Estimated Recovered	Total Deaths	Confirmed	Deaths
New Jersey	375	5	92,637	84,621	2,676	11%	-16%
New York	366	5	88,057	80,317	2,497	-5%	-23%
Rhode Island	312	3	122,333	115,314	2,416	1%	-3%
Massachusetts	218	5	86,364	80,867	2,395	-14%	-24%
Mississippi	133	5	100,279	95,777	2,300	-19%	1%
Arizona	170	6	113,843	109,300	2,254	-27%	-42%
Connecticut	202	3	80,963	75,851	2,174	-17%	-42%
South Dakota	182	2	128,820	124,233	2,152	-3%	-18%
Louisiana	115	4	93,683	89,725	2,111	-30%	-10%
Alabama	124	6	102,260	97,895	2,085	-21%	-44%
North Dakota	103	1	132,030	128,664	1,943	-18%	0%
Pennsylvania	194	3	74,859	70,204	1,908	-10%	-35%
Indiana	120	3	99,397	95,848	1,898	-25%	-34%
New Mexico	108	6	89,415	85,816	1,831	-26%	-8%
Illinois	126	2	94,906	91,240	1,820	-11%	-30%
Arkansas	111	6	107,926	103,391	1,783	11%	-102%
Iowa	151	5	108,200	104,297	1,775	-12%	-23%
S. Carolina	235	4	102,642	97,163	1,705	-46%	-42%
Tennessee	181	3	115,182	110,898	1,699	-5%	-36%
Georgia	187	6	96,863	91,927	1,699	-20%	-41%
Michigan	169	2	66,344	62,539	1,672	31%	-31%
Kansas	103	2	102,816	99,674	1,650	-45%	-69%
Nevada	114	4	96,471	93,175	1,645	-19%	-56%
Texas	170	7	93,471	88,946	1,579	-9%	11%
Delaware	215	8	91,286	86,278	1,532	-16%	61%

26 - 51

	Average over last 7 days		Total Since 22 Jan			Change from 14d Ago in 14 day avg of daily new	
	New Confirmed	New Deaths	Total Confirmed	Estimated Recovered	Total Deaths	Confirmed	Deaths
Ohio	133	2	84,137	80,616	1,511	-25%	-38%
Florida	223	5	91,145	86,309	1,487	-18%	-25%
DC	240	3	59,520	55,127	1,469	29%	0%
Missouri	72	4	81,365	78,935	1,407	-30%	-45%
California	105	7	91,397	88,433	1,389	-36%	-28%
Maryland	133	2	64,437	61,281	1,324	-6%	-38%
West Virginia	139	2	74,859	71,452	1,300	-15%	-59%
Montana	119	2	94,728	91,558	1,298	-24%	39%
Wisconsin	100	2	107,026	104,271	1,228	-19%	-7%
Minnesota	167	5	87,419	84,061	1,201	11%	111%
Wyoming	98	2	95,055	92,088	1,194	-8%	-17%
Oklahoma	163	6	108,732	105,210	1,188	-30%	20%
Virginia	155	9	69,050	65,502	1,154	-35%	133%
N. Carolina	166	3	83,692	79,904	1,106	-36%	-42%
Nebraska	146	2	105,245	102,182	1,096	-26%	-3%
Kentucky	177	6	92,425	88,508	1,093	-27%	1%
Idaho	157	2	97,504	94,226	1,064	6%	24%
Colorado	188	1	76,278	72,508	1,042	1%	-41%
New Hampshire	155	1	56,970	53,740	873	-32%	-27%
Washington	92	2	45,586	43,529	670	-11%	-39%
Utah	161	2	117,384	114,352	621	-31%	-1%
Oregon	68	2	37,530	35,981	547	-24%	-26%
Maine	124	2	34,415	32,121	538	17%	28%
Alaska	170	0	81,831	78,826	417	1%	50%
Vermont	202	1	26,236	23,329	338	-3%	-29%
Hawaii	40	1	19,938	19,105	316	4%	8%

*Change from 14d ago:
Compares 14d-avgs. of Daily New Cases/Deaths
today with 14d-avgs. from 14d ago

Estimated Recovered: Cases 14d ago - Deaths today

Yesterday, **33 states** recorded less than 200 new daily cases per 1 million people. 1 month ago, only **15 states** recorded less than 200 new daily cases per 1 million people

Sorted by Total Deaths / 1M

N/As due to states revising and updating case counts



United States: Raw Volume



1 - 25

	Average over last 7 days		Total Since 22 Jan			Change from 14d Ago in 14 day avg of daily new	
	New Confirmed	New Deaths	Total Confirmed	Estimated Recovered	Total Deaths	Confirmed	Deaths
California	4,139	258	3,611,295	3,494,200	54,890	-36%	-28%
New York	7,112	91	1,713,030	1,562,458	48,573	-5%	-23%
Texas	4,938	190	2,710,278	2,579,056	45,796	-9%	11%
Florida	4,782	97	1,957,586	1,853,713	31,948	-18%	-25%
Pennsylvania	2,489	42	958,349	898,747	24,427	-10%	-35%
New Jersey	3,334	46	822,817	751,618	23,768	11%	-16%
Illinois	1,599	31	1,202,633	1,156,182	23,068	-11%	-30%
Georgia	1,984	59	1,028,432	976,025	18,036	-20%	-41%
Ohio	1,554	23	983,486	942,334	17,661	-25%	-38%
Michigan	1,687	21	662,572	624,570	16,700	31%	-31%
Massachusetts	1,503	37	595,264	557,376	16,509	-14%	-24%
Arizona	1,239	45	828,630	795,564	16,404	-27%	-42%
Indiana	808	20	669,164	645,268	12,775	-25%	-34%
Tennessee	1,237	21	786,597	757,340	11,606	-5%	-36%
N. Carolina	1,744	33	877,764	838,035	11,595	-36%	-42%
Alabama	606	28	501,398	479,998	10,222	-21%	-44%
Virginia	1,324	75	589,375	559,097	9,849	-35%	133%
Louisiana	535	21	435,514	417,113	9,812	-30%	-10%
S. Carolina	1,211	23	528,473	500,263	8,781	-46%	-42%
Missouri	439	22	499,370	484,459	8,636	-30%	-45%
Maryland	801	12	389,566	370,488	8,002	-6%	-38%
Connecticut	719	11	288,657	270,432	7,752	-17%	-42%
Wisconsin	580	12	623,150	607,110	7,150	-19%	-7%
Mississippi	396	15	298,445	285,046	6,845	-19%	1%
Minnesota	940	28	493,013	474,072	6,773	11%	111%

26 - 51

	Average over last 7 days		Total Since 22 Jan			Change from 14d Ago in 14 day avg of daily new	
	New Confirmed	New Deaths	Total Confirmed	Estimated Recovered	Total Deaths	Confirmed	Deaths
Colorado	1,085	5	439,265	417,555	6,003	1%	-41%
Iowa	477	14	341,378	329,064	5,601	-12%	-23%
Arkansas	335	17	325,700	312,014	5,382	11%	-102%
Washington	699	13	347,131	331,465	5,100	-11%	-39%
Nevada	352	11	297,147	286,992	5,067	-19%	-56%
Kentucky	793	26	412,924	395,423	4,884	-27%	1%
Kansas	299	5	299,536	290,382	4,807	-45%	-69%
Oklahoma	643	24	430,250	416,311	4,701	-30%	20%
New Mexico	227	12	187,487	179,942	3,839	-26%	-8%
Rhode Island	330	4	129,595	122,159	2,559	1%	-3%
West Virginia	249	3	134,158	128,052	2,330	-15%	-59%
Oregon	286	8	158,291	151,757	2,305	-24%	-26%
Nebraska	283	4	203,587	197,662	2,120	-26%	-3%
Utah	517	5	376,327	366,609	1,992	-31%	-1%
South Dakota	161	2	113,962	109,904	1,904	-3%	-18%
Idaho	280	4	174,246	168,388	1,901	6%	24%
Delaware	209	7	88,891	84,014	1,492	-16%	61%
North Dakota	78	0	100,615	98,050	1,481	-18%	0%
Montana	127	2	101,243	97,855	1,387	-24%	39%
New Hampshire	210	2	77,463	73,071	1,187	-32%	-27%
DC	170	2	42,006	38,906	1,037	29%	0%
Maine	167	3	46,261	43,177	723	17%	28%
Wyoming	57	1	55,014	53,297	691	-8%	-17%
Hawaii	56	1	28,230	27,050	447	4%	8%
Alaska	124	0	59,863	57,665	305	1%	50%
Vermont	126	1	16,371	14,557	211	-3%	-29%

*Change from 14d ago:
Compares 14d-avgs. of Daily New Cases/Deaths
today with 14d-avgs. from 14d ago

Estimated Recovered: Cases 14d ago - Deaths today

2 states (**Oklahoma, Kentucky**) recorded more than a 5% increase
in total deaths since the beginning of March

Sorted by Raw Total Deaths

N/As due to states revising and updating case counts



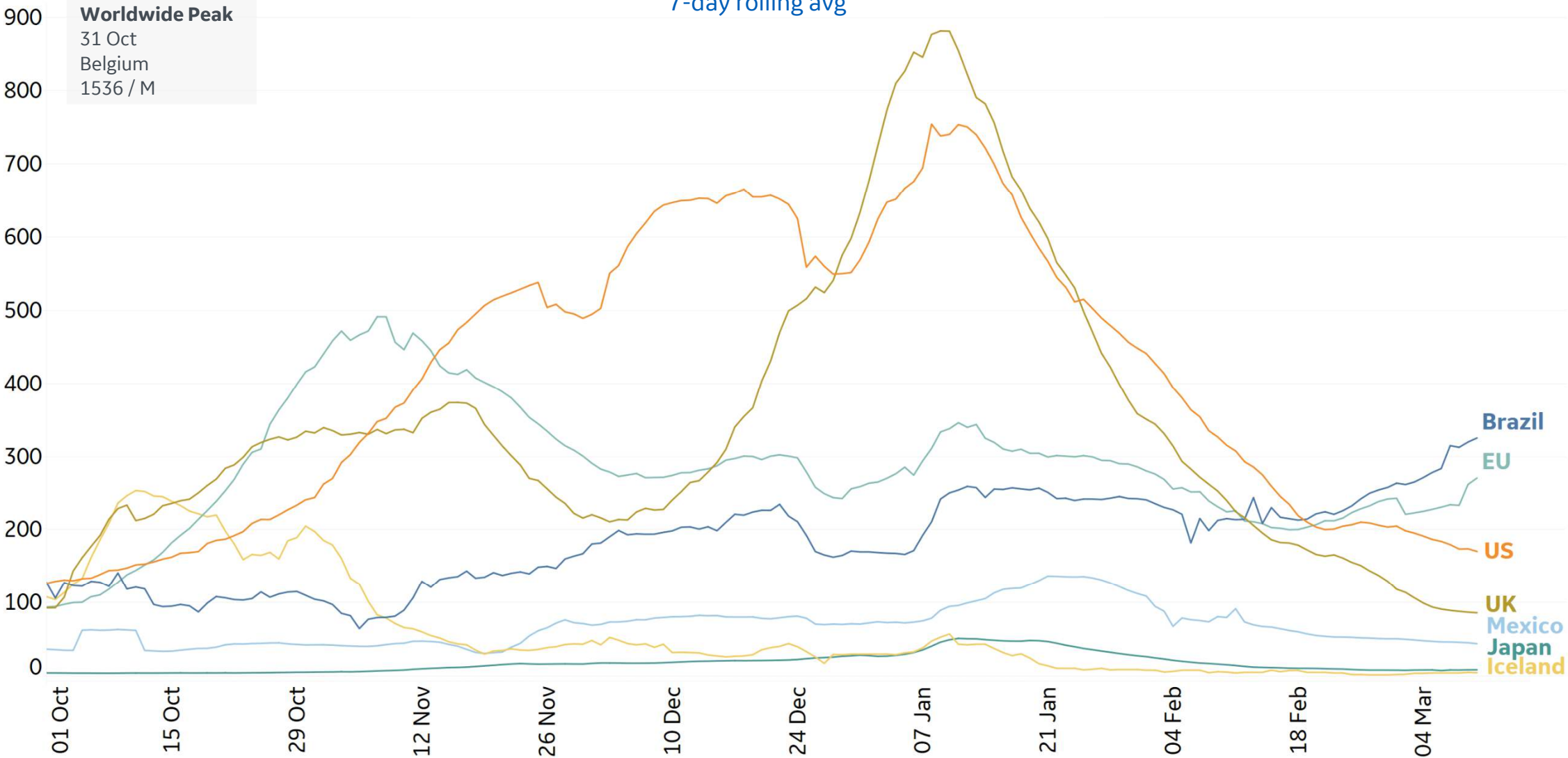
New Confirmed Cases in Select Countries

Updated 11 Mar 2021, 3:30 GMT

7

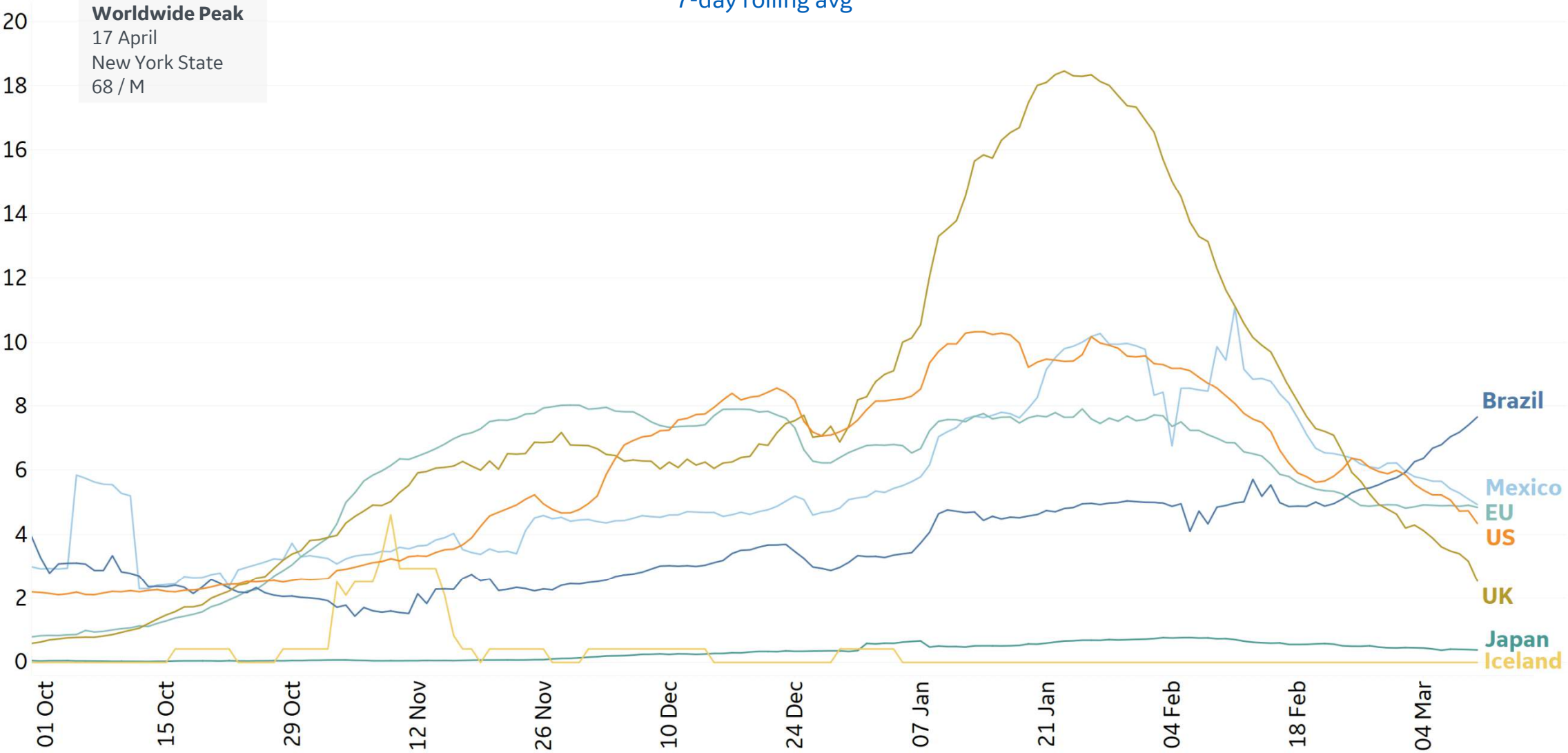
Daily New Confirmed Cases / 1M

7-day rolling avg



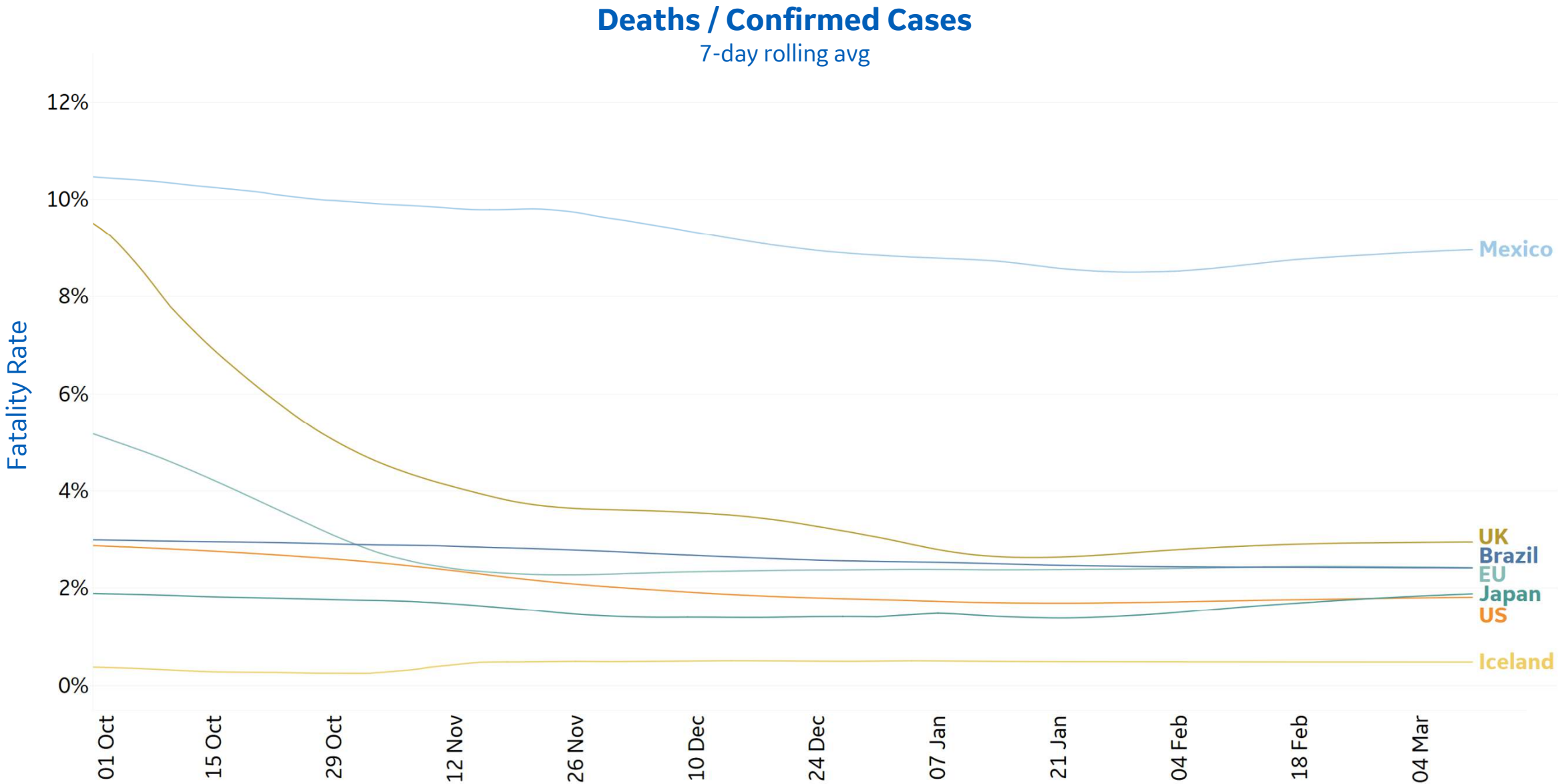


7-day rolling avg





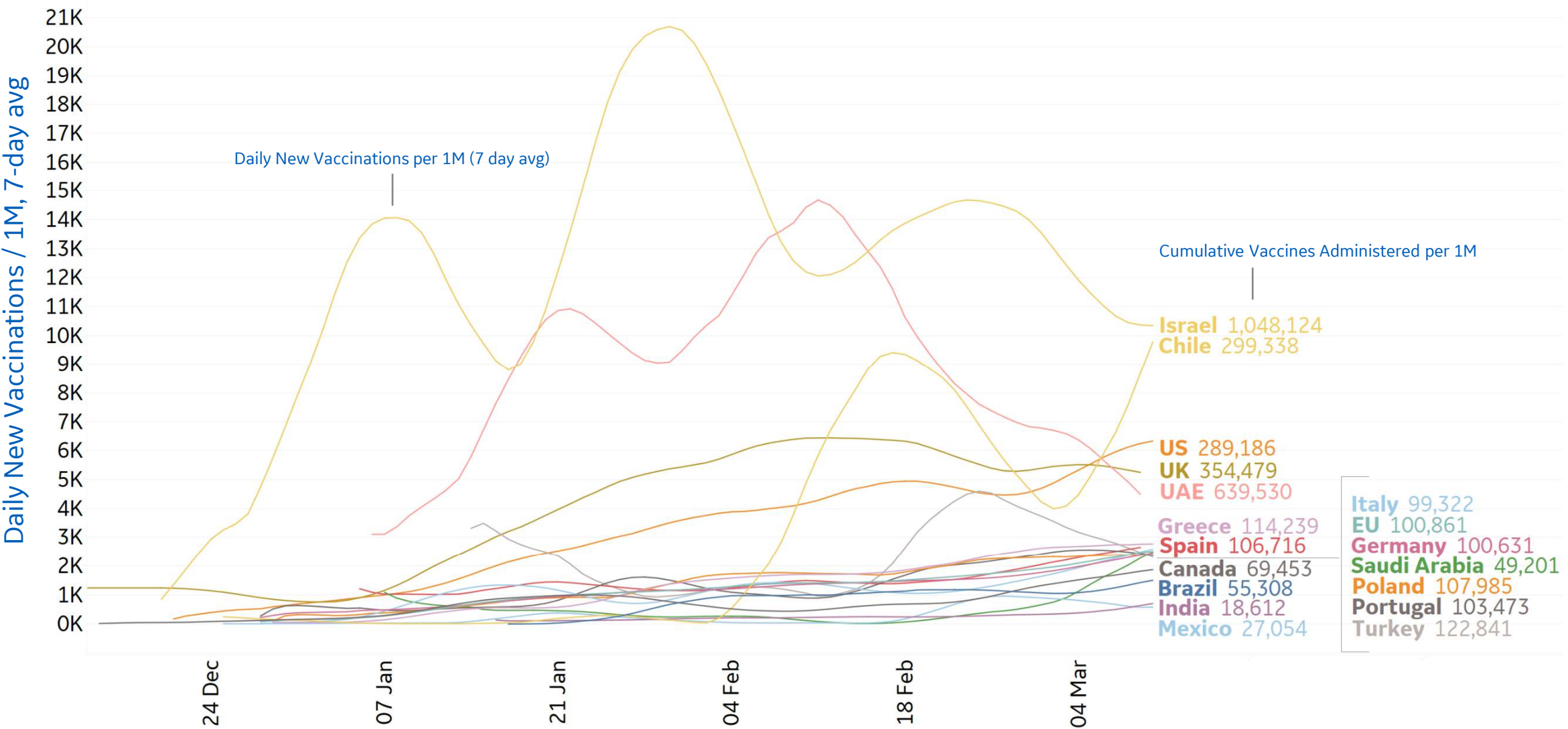
Fatality Rate in Select Countries





Daily & Total Vaccinations, Select Countries

Select countries with data available





US State Vaccinations to Date



State	% Fully Vaccinated	% Rec'd at Least 1 Dose	Population
Alaska	16.3%	25.7%	731,545
New Mexico	14.6%	26.1%	2,096,829
South Dakota	13.1%	24.5%	884,659
Hawaii	13.0%	20.8%	1,415,872
West Virginia	13.0%	20.7%	1,792,147
North Dakota	12.3%	23.0%	762,062
Wyoming	12.3%	20.2%	578,759
Oklahoma	12.1%	21.2%	3,956,971
Montana	11.8%	21.0%	1,068,778
Maine	11.6%	22.1%	1,344,212
Wisconsin	11.2%	20.1%	5,822,434
Vermont	11.2%	21.3%	623,989
Virginia	11.1%	19.7%	8,535,519
Nebraska	11.1%	20.5%	1,934,408
Indiana	11.1%	17.6%	6,732,219
Maryland	11.0%	19.4%	6,045,680
Minnesota	11.0%	21.0%	5,639,632
Massachusetts	10.9%	22.7%	6,892,503
Washington	10.8%	19.3%	7,614,893
New Jersey	10.7%	21.1%	8,882,190
Delaware	10.7%	17.9%	973,764
Oregon	10.6%	18.6%	4,217,737
Colorado	10.6%	18.9%	5,758,736
Arizona	10.5%	20.1%	7,278,717
Ohio	10.4%	18.0%	11,689,100

9.8%

Total US population
fully vaccinated
(97,592 per million)

18.5%

Total US population
having received
at least 1 dose
(185,197 per million)

Fully vaccinated people are persons who
have received all doses required per vaccine

State	% Fully Vaccinated	% Rec'd at Least 1 Dose	Population
Michigan	10.3%	18.4%	9,986,857
Iowa	10.2%	21.0%	3,155,070
Louisiana	10.2%	17.8%	4,648,794
Kentucky	10.2%	19.9%	4,467,673
Idaho	10.2%	17.3%	1,787,065
South Carolina	10.0%	17.5%	5,148,714
Connecticut	9.9%	25.8%	3,565,287
North Carolina	9.9%	18.2%	10,488,084
Nevada	9.9%	18.0%	3,080,156
Florida	9.8%	17.8%	21,477,737
Mississippi	9.7%	17.6%	2,976,149
New York	9.5%	19.4%	19,453,561
Illinois	9.5%	19.4%	12,671,821
Arkansas	9.5%	17.0%	3,017,804
New Hampshir..	9.4%	21.9%	1,359,711
Kansas	9.4%	18.3%	2,913,314
Missouri	9.2%	17.3%	6,137,428
Rhode Island	9.2%	23.2%	1,059,361
Pennsylvania	9.1%	19.3%	12,801,989
Alabama	8.9%	15.7%	4,903,185
California	8.8%	19.0%	39,512,223
Texas	8.8%	16.3%	28,995,881
Tennessee	8.7%	16.0%	6,829,174
Georgia	8.6%	13.4%	10,617,423
Utah	7.6%	16.5%	3,205,958

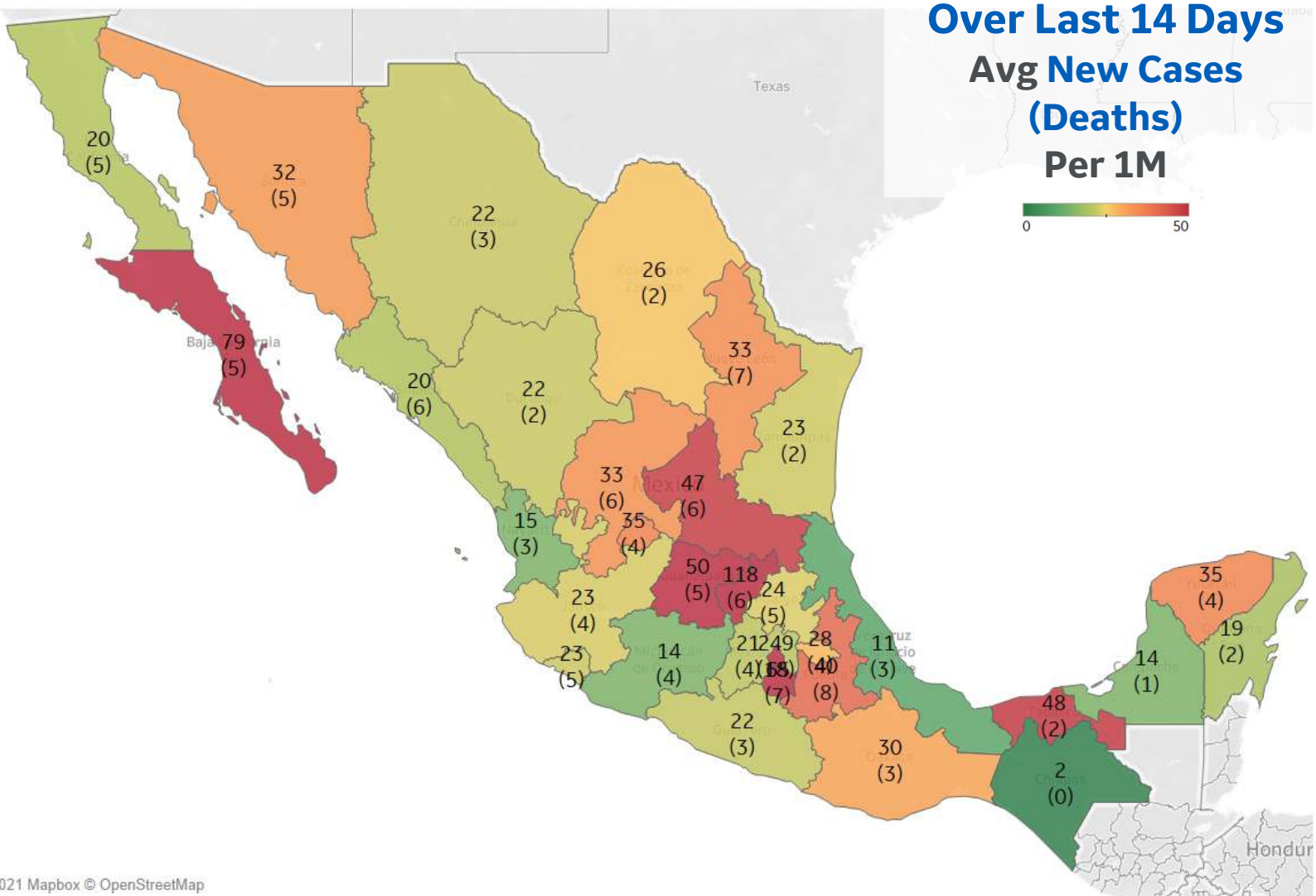


Per 1M in Region

	Today	Change
Active Cases	2,053	+0.5%
Confirmed	57 new	+0.3%
Deaths	7 new	+0.5%
Recovered	41 new	+0.3%

Most Daily New Cases / 1M

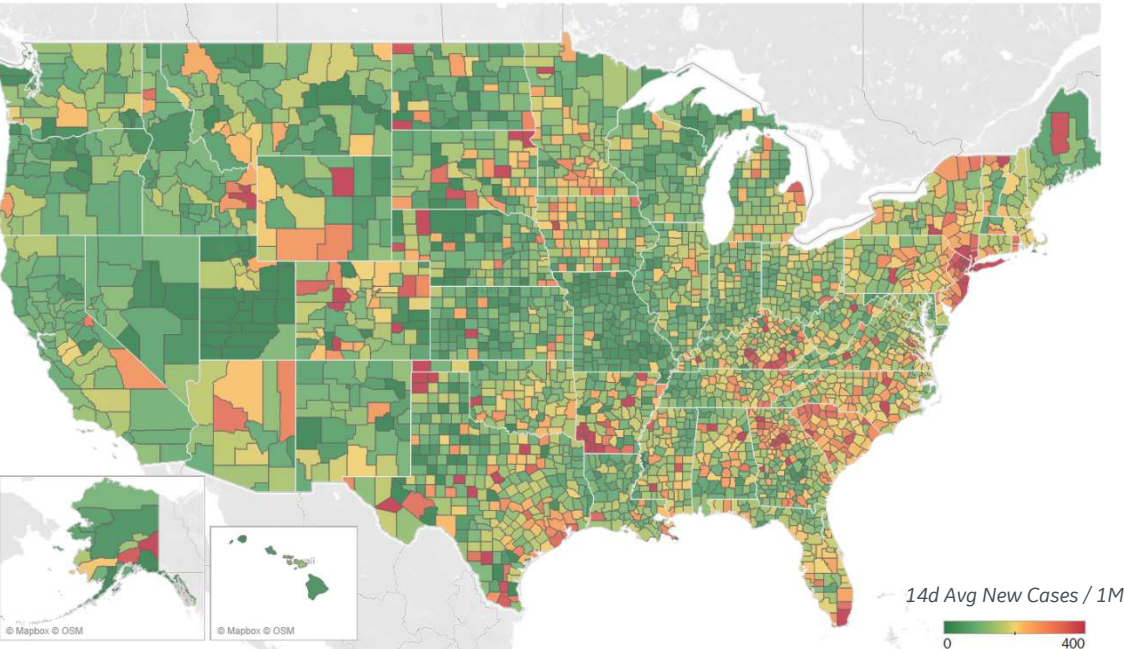
Distrito Federal	249
Querétaro	118
Baja California Sur	79
Morelos	65
Guanajuato	50
Tabasco	48
San Luis Potosí	47
Nacional	44
Puebla	40
Aguascalientes	35





US Counties: Recent Cases and Deaths

Average New Cases per 1M Over Last 14 Days

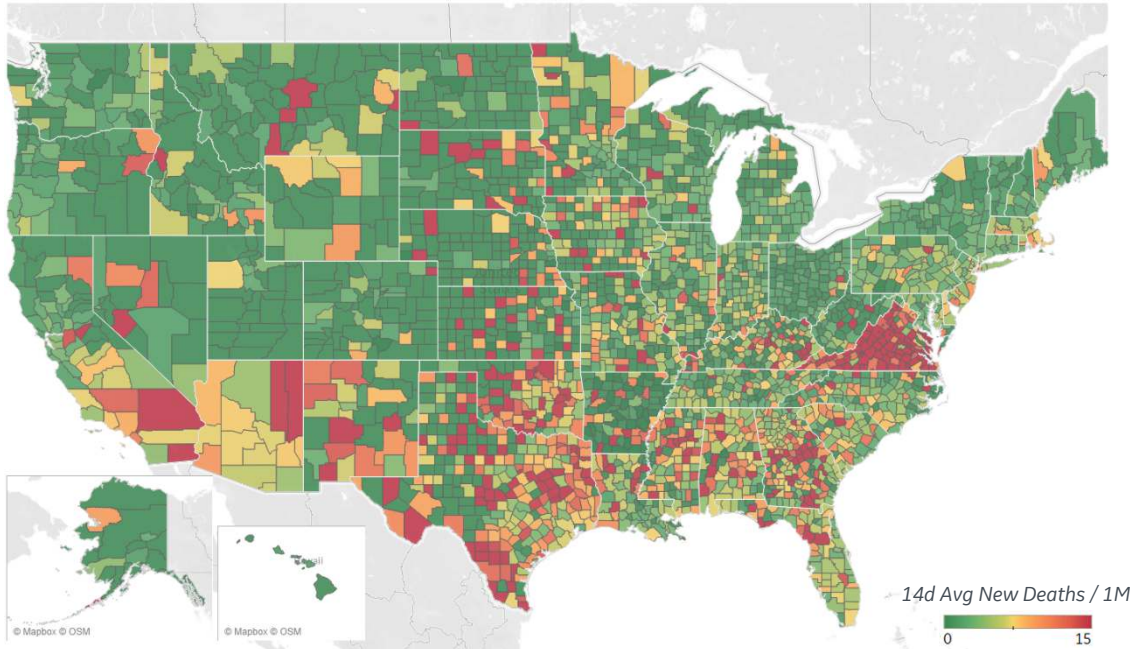


Top 10 by New Confirmed

Avg New Confirmed Cases / 1M

Monmouth County, NJ	528
Denton County, TX	506
Rockland County, NY	494
Ocean County, NJ	482
Orange County, NY	475
Nassau County, NY	474
New York City*	468
Hudson County, NJ	461
Miami-Dade County, FL	446
Bergen County, NJ	435

Average New Deaths per 1M Over Last 14 Days



Top 10 by New Deaths

Avg New Deaths/ 1M

Henrico County, VA	29
Chesterfield County, VA	21
Cameron County, TX	20
Marion County, FL	19
San Bernardino County, CA	17
Prince William County, VA	14
San Joaquin County, CA	14
Kern County, CA	13
Webb County, TX	12
Orange County, CA	11

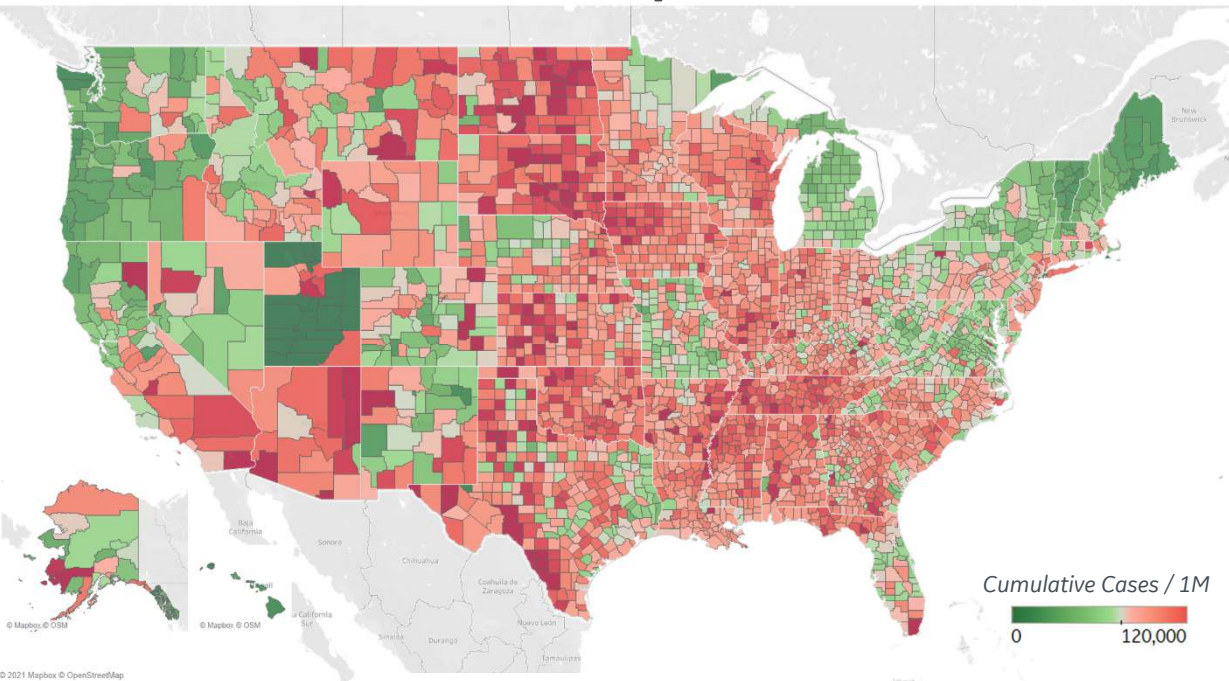
Note: Lists includes counties
≥ 250K population



US Counties: Cumulative Cases and Deaths

Updated 11 Mar 2021, 3:30 GMT

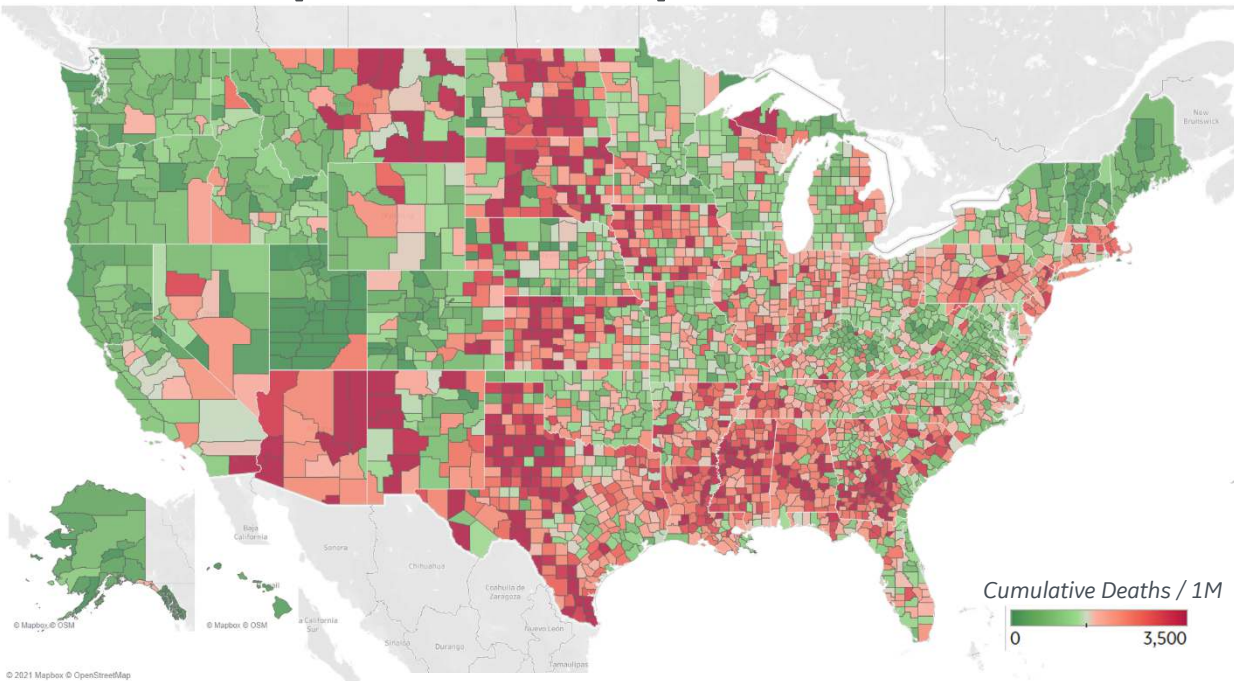
Confirmed **Cases** per 1M to date



Top 10 Counties Total Confirmed Cases / 1M

Miami-Dade County, FL	155,521
Lubbock County, TX	155,473
Webb County, TX	154,946
El Paso County, TX	150,118
Utah County, UT	143,229
Providence County, RI	132,298
San Bernardino County, CA	132,167
Greenville County, SC	125,222
Brown County, WI	124,906
Rockland County, NY	123,402

Reported **Deaths** per 1M to date



Top 10 Counties Total Reported Deaths / 1M

New York City*	5,563
Cameron County, TX	3,609
Passaic County, NJ	3,435
Essex County, NJ	3,402
Union County, NJ	3,250
Ocean County, NJ	3,154
Hidalgo County, TX	3,106
Hudson County, NJ	3,044
Hampden County, MA	2,957
Providence County, RI	2,914

* New York City counties aggregated into one reporting area

Note: Lists includes counties $\geq 250K$ population



Per 1M in Region

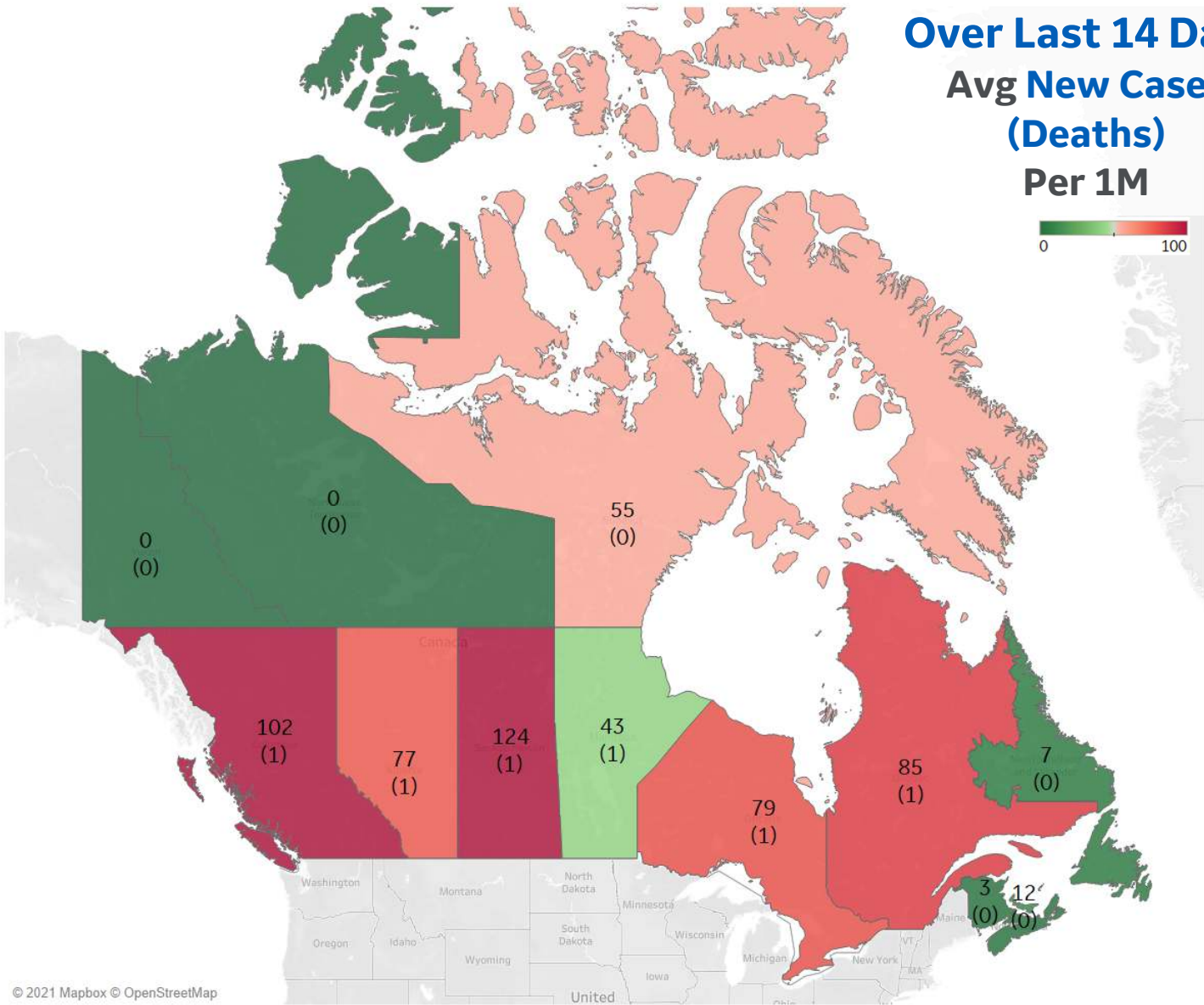
	Today	Change
Active Cases	798	+0.6%
Confirmed	81 new	+0.3%
Deaths	1 new	+0.1%
Recovered	76 new	+0.3%

Most Daily New Cases / 1M

Saskatchewan	124
British Columbia	102
Quebec	85
Alberta	77
Ontario	79
Manitoba	43

* Excludes regions with population < 1M

Over Last 14 Days
Avg New Cases
(Deaths)
Per 1M





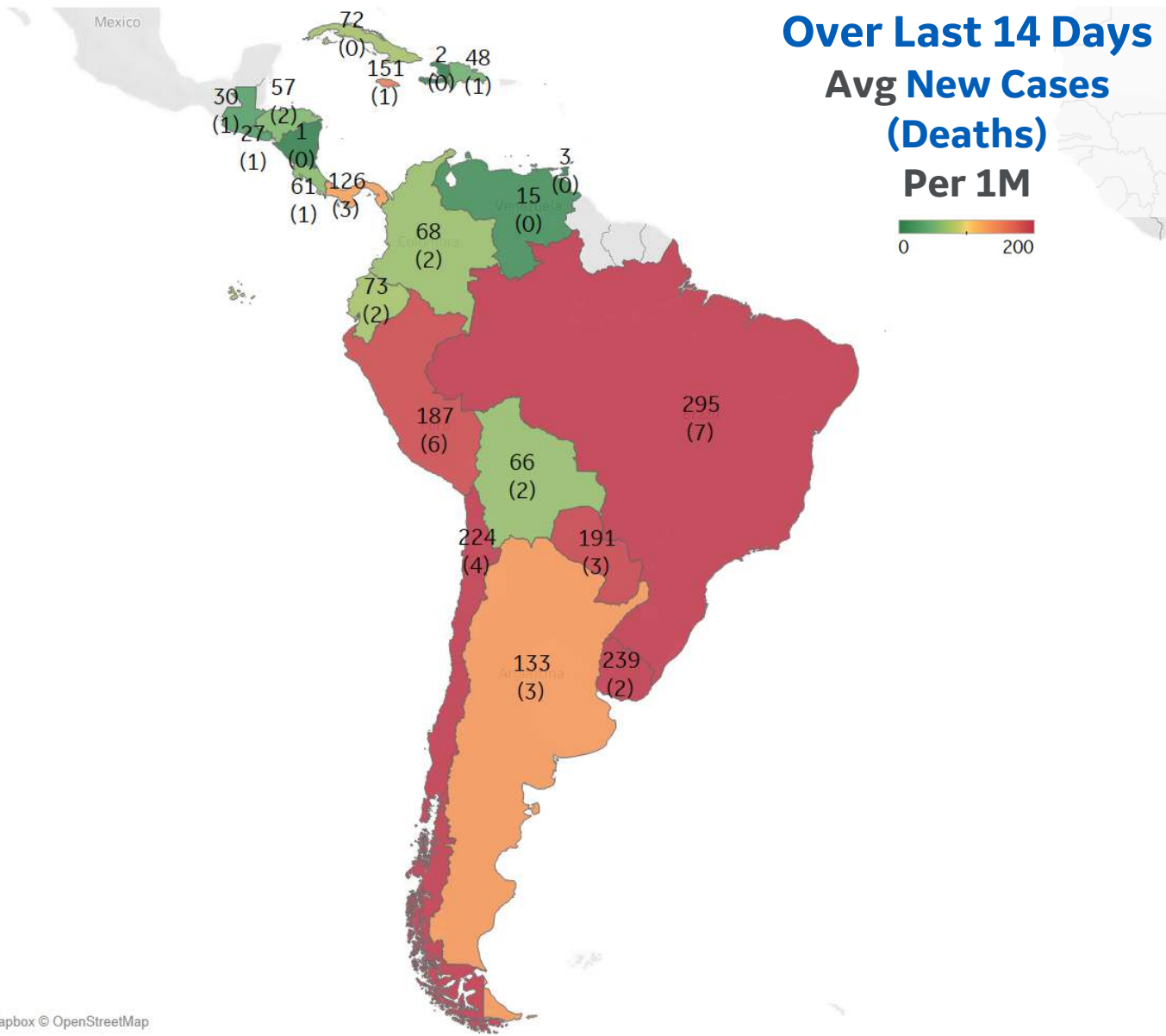
Per 1M in Region

	Today	Change
Active Cases	3,049	+2.6%
Confirmed	202 new	+0.5%
Deaths	5 new	+0.5%
Recovered	121 new	+0.3%

Most Daily New Cases / 1M

Brazil	295
Uruguay	239
Chile	224
Paraguay	191
Peru	187
Jamaica	151
Argentina	133
Panama	126
Ecuador	73
Cuba	72

* Excludes regions with population < 1M





Brazil

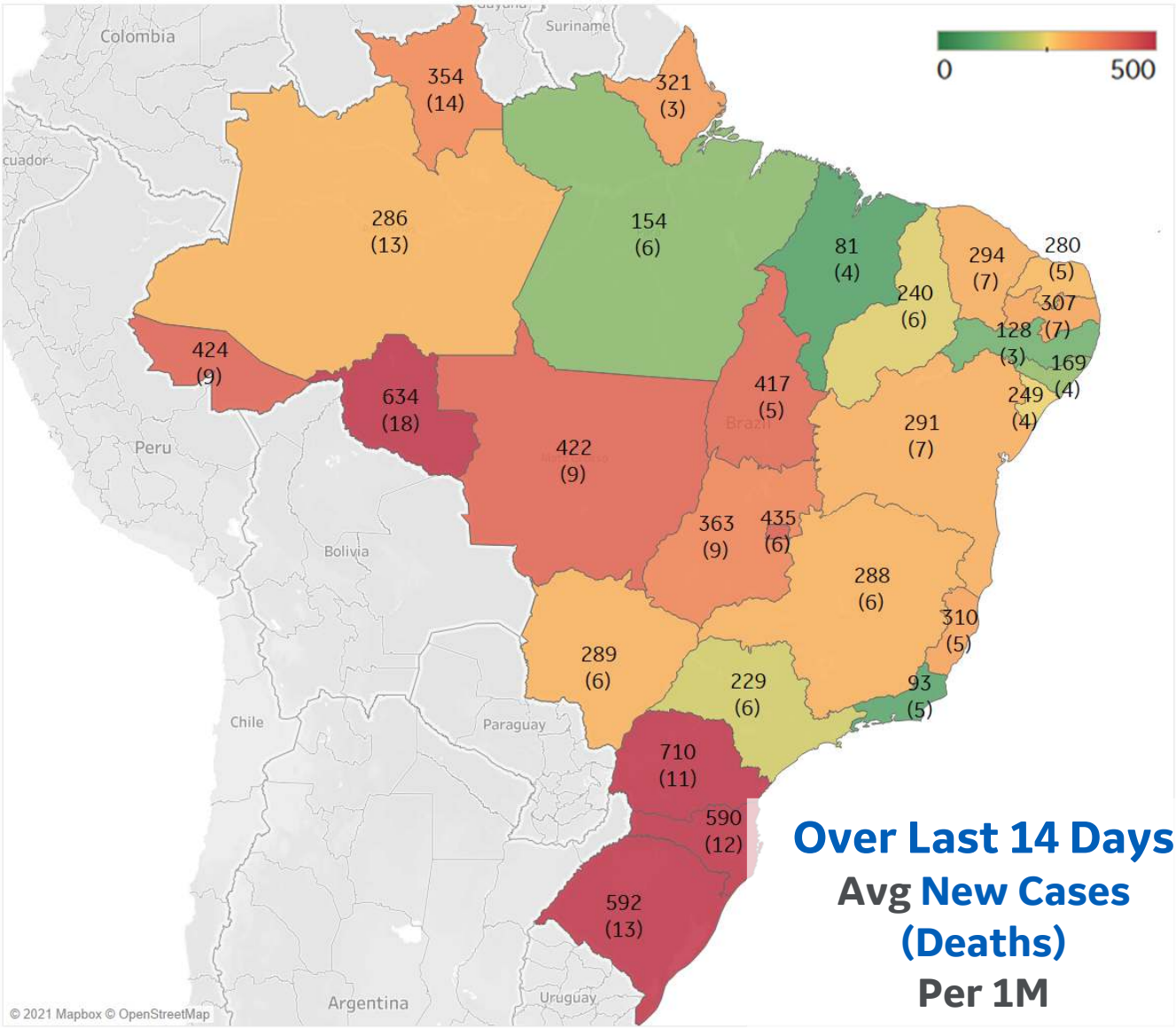
Per 1M in Region

	Today	Change
Active Cases	4,750	+3.5%
Confirmed	376 new	+0.7%
Deaths	11 new	+0.9%
Recovered	205 new	+0.4%

Most Daily New Cases / 1M

Paraná	710
Rondônia	634
Rio Grande do ..	592
Santa Catarina	590
Distrito Federal	435
MatoGrosso	422
Tocantins	417
Goiás	363
Espírito Santo	310
Paraíba	307

* Excludes regions with population < 1M





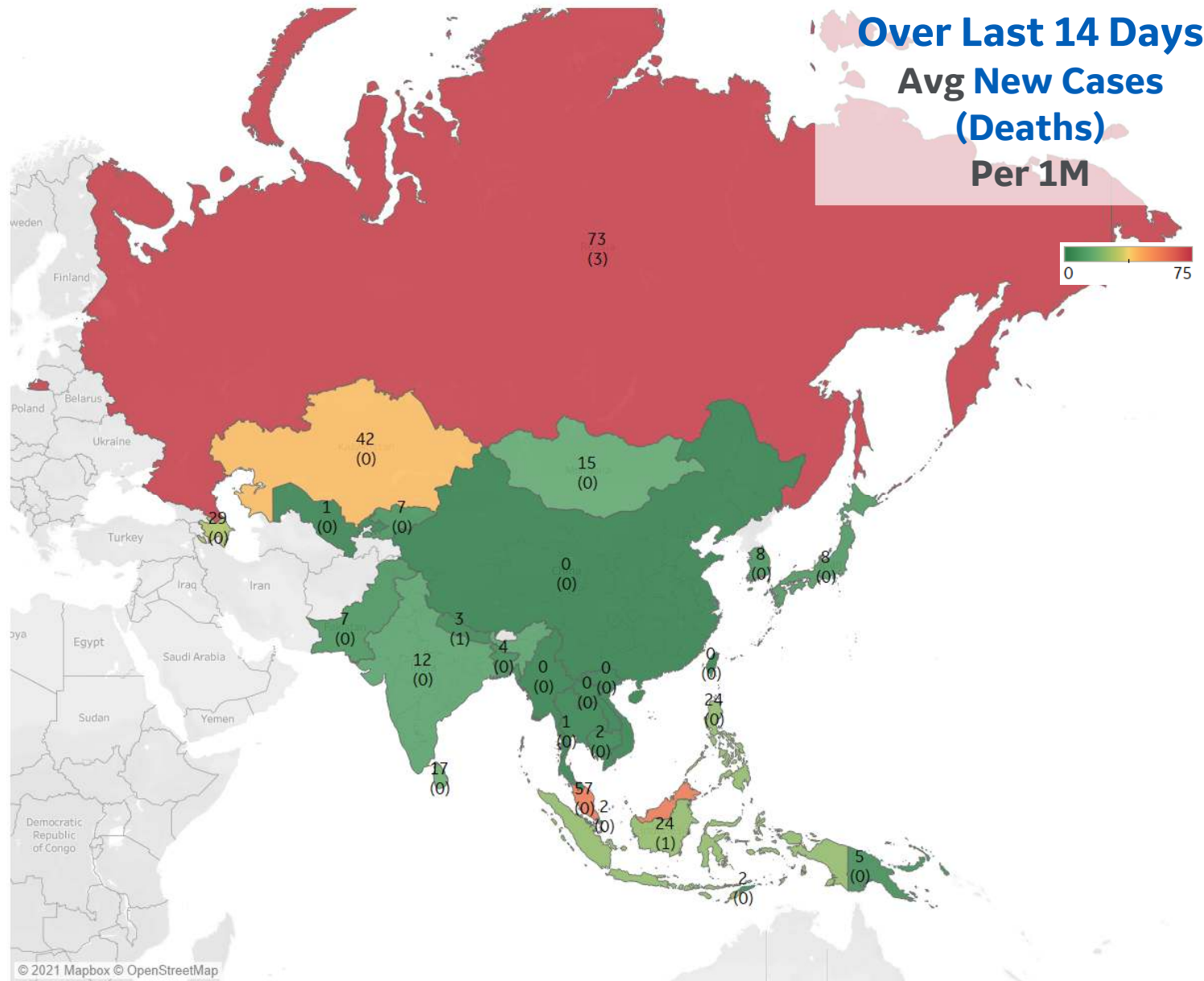
Per 1M in Region

	Today	Change
Active Cases	190	+0.3%
Confirmed	11 new	+0.2%
Deaths	0.2 new	+0.3%
Recovered	10 new	+0.2%

Most Daily New Cases / 1M

Russia	73
Malaysia	57
Kazakhstan	42
Azerbaijan	29
Indonesia	24
Philippines	24
Sri Lanka	17
Mongolia	15
India	12
Japan	8

* Excludes regions with population < 1M





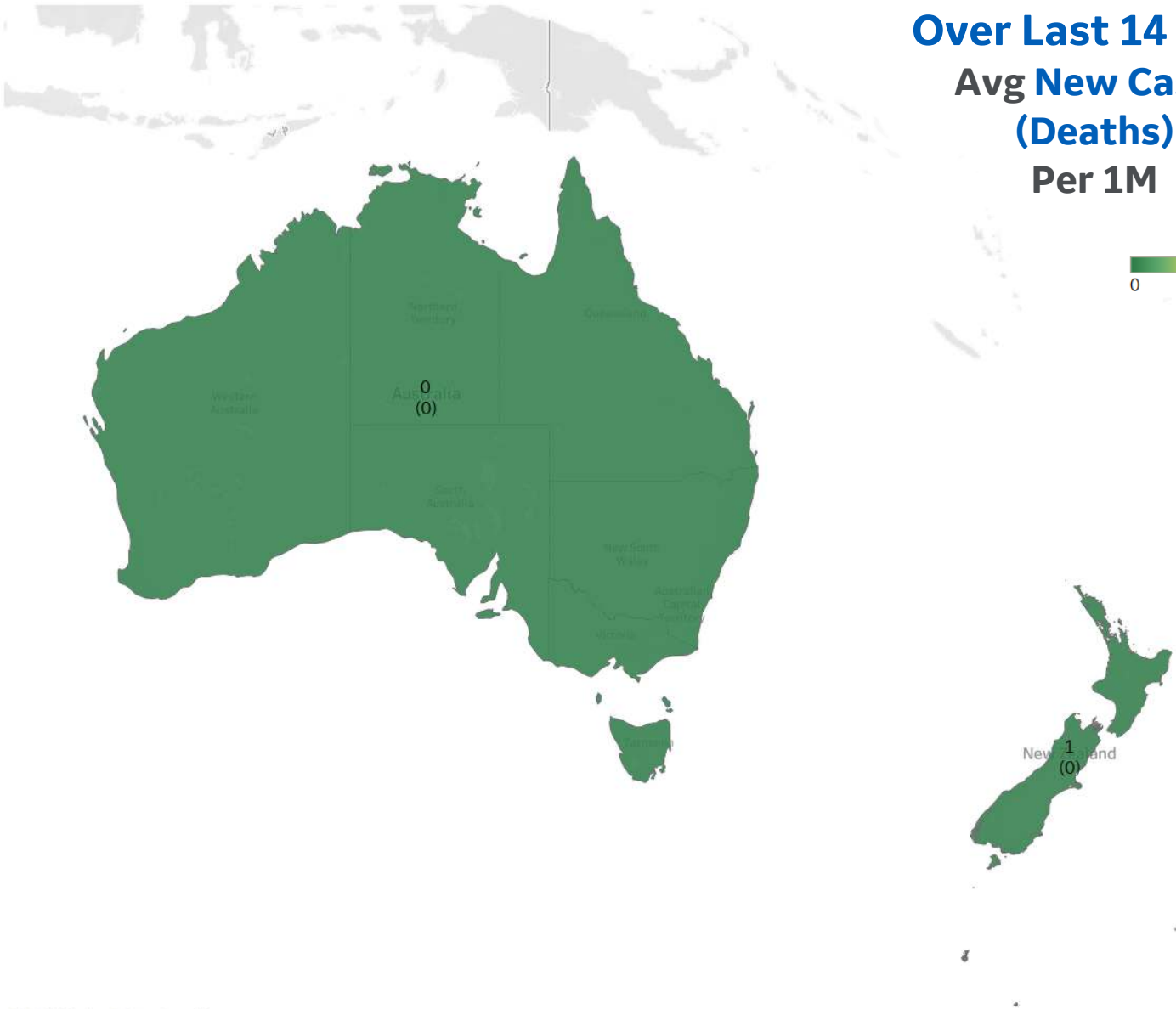
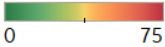
Per 1M in Region

	Today	Change
Active Cases	171	+0%
Confirmed	1 new	+0%
Deaths	0 new	+0%
Recovered	1 new	+0%

Most Daily New Cases / 1M

New Zealand	1
Australia	0

Over Last 14 Days Avg New Cases (Deaths) Per 1M





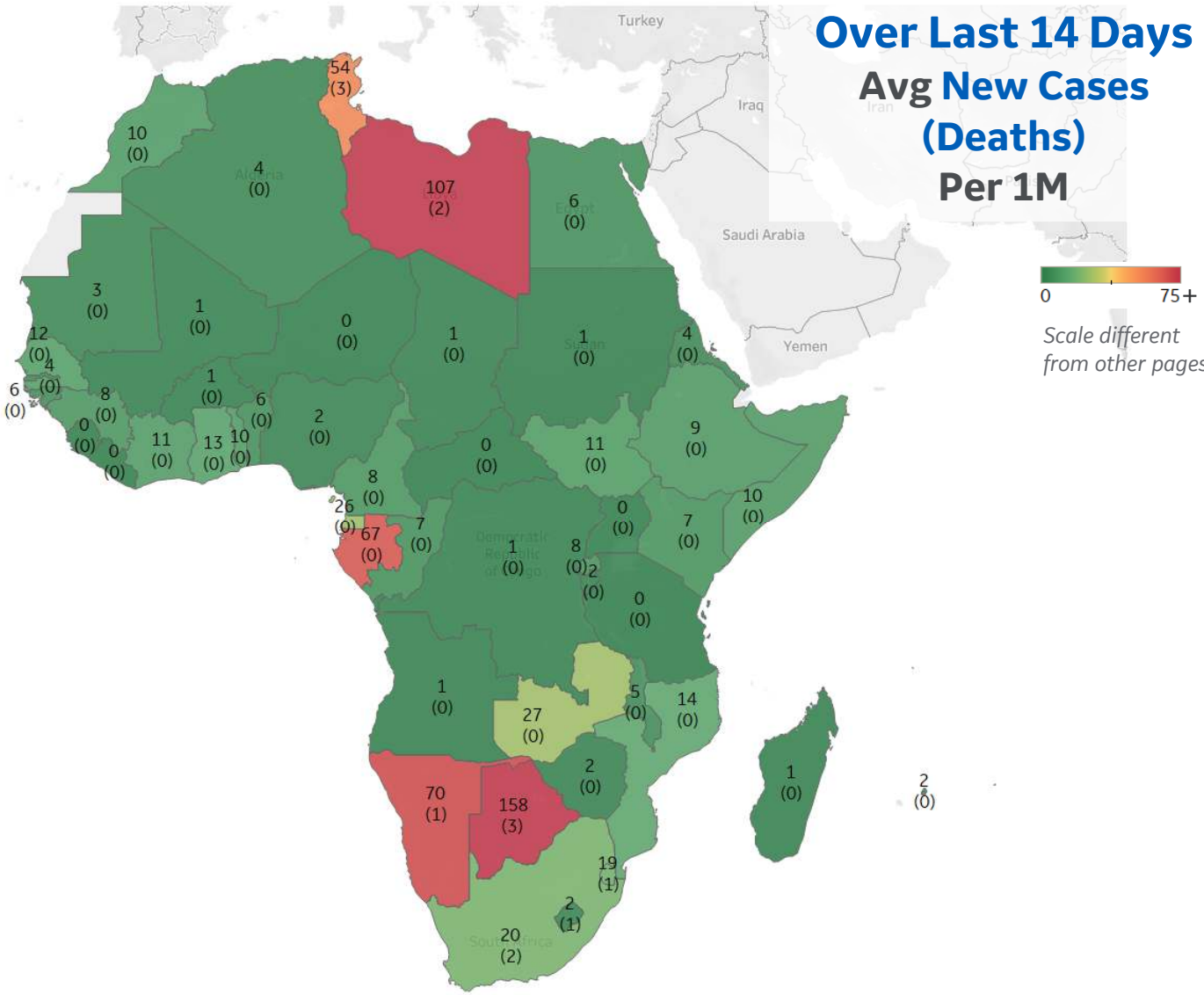
Per 1M in Region

	Today	Change
Active Cases	233	+0.1%
Confirmed	8 new	+0.3%
Deaths	0.2 new	+0.3%
Recovered	8 new	+0.3%

Most Daily New Cases / 1M

Botswana	158
Libya	107
Namibia	70
Gabon	67
Tunisia	54
Zambia	27
Eq. Guinea	26
South Africa	20
Eswatini	19
Mozambique	14

* Excludes regions with population < 1M





** Per 1M = Per 1 Million Population unless otherwise noted

Johns Hopkins Coronavirus Resource Center:

<https://coronavirus.jhu.edu/map.html>

Worldometer Coronavirus Reporting:

<https://www.worldometers.info/coronavirus/>

Public Health England:

<https://www.gov.uk/government/publications/covid-19-track-coronavirus-cases>

US Department of Homeland Security, Homeland Infrastructure Foundation-Level Data:

<https://hifld-geoplatform.opendata.arcgis.com/datasets/hospitals>

City of New York, NYC Health:

<https://www1.nyc.gov/site/doh/covid/covid-19-data.page>

Chicago Coronavirus Latest Data:

<https://www.chicago.gov/city/en/sites/covid-19/home/latest-data.html>

National Health Commission of the PRC:

<http://www.nhc.gov.cn/xcs/yqtb/202003/bf66696029ba420098164607240074f8.shtml>

CDC, Severe Outcomes Among Patients with Coronavirus Disease 2019 (COVID-19):

<https://www.cdc.gov/mmwr/volumes/69/wr/mm6912e2.htm>

Italian Department of Civil Protection, COVID Monitoring:

<http://opendatadpc.maps.arcgis.com/apps/opsdashboard/index.html#/b0c68bce2cce478eaac82fe38d4138b1>

The COVID Tracking Project:

<https://covidtracking.com/data/>

UK Office for National Statistics:

<https://www.ons.gov.uk/peoplepopulationandcommunity/birthsdeathsandmarriages/deaths/bulletins/deathsregisteredweeklyinenglandandwalesprovisional/weekending24april2020>

COVID-19 Information for Switzerland:

<https://www.corona-data.ch/>

European Centre for Disease Prevention and Control:

<https://www.ecdc.europa.eu/en/publications-data/download-data-hospital-and-icu-admission-rates-and-current-occupancy-covid-19>

Worldwide Survival Rate, last 30d calculation =

$$\frac{[(Total\ Confirmed - Total\ Confirmed\ 30d\ ago) - (Total\ Deaths - Total\ Deaths\ 30d\ ago)]}{(Total\ Confirmed - Total\ Confirmed\ 30d\ ago)}$$

Secretary of Health, Mexico:

<https://www.gob.mx/salud/en>

OECD Economic Outlooks, Statistics:

https://www.oecd-ilibrary.org/economics/data/oecd-economic-outlook-statistics-and-projections_eo-data-en

Public Health Authority of Sweden:

<https://www.folkhalsomyndigheten.se/smittskydd-beredskap/utbrott/aktuella-utbrott/covid-19/bekraftade-fall-i-sverige>

CDC Provisional COVID19 Deaths Counts

<https://data.cdc.gov/NCHS/Provisional-COVID-19-Death-Counts-by-Sex-Age-and-S/9bhg-hcku>

Canada Regional Data:

<https://health-infobase.canada.ca/covid-19/epidemiological-summary-covid-19-cases.html#fn1>

Canada Regional Populations (Q4 2019):

<https://www150.statcan.gc.ca/t1/tbl1/en/tv.action?pid=1710000901>

CDC COVID Data Tracker:

<https://covid.cdc.gov/covid-data-tracker/#vaccinations>

Our World in Data, Excess Mortality during the Coronavirus pandemic (COVID-19):

<https://ourworldindata.org/excess-mortality-covid>

OECD Quarterly National Accounts, Quarterly Growth Rates of Real GDP:

<https://stats.oecd.org/index.aspx?queryid=350>

AARP: State-by-State Guide to Face Mask Requirements:

<https://www.aarp.org/health/healthy-living/info-2020/states-mask-mandates-coronavirus.html>