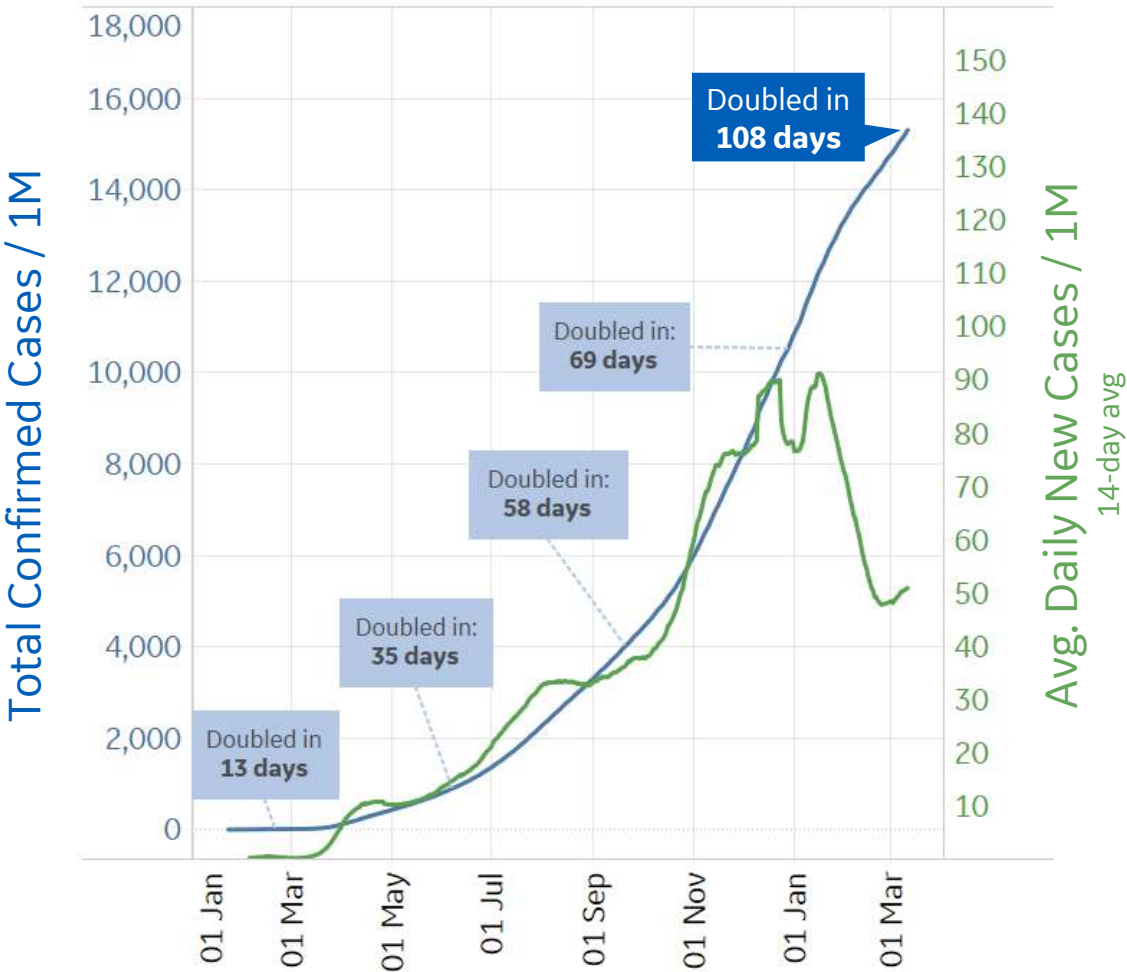




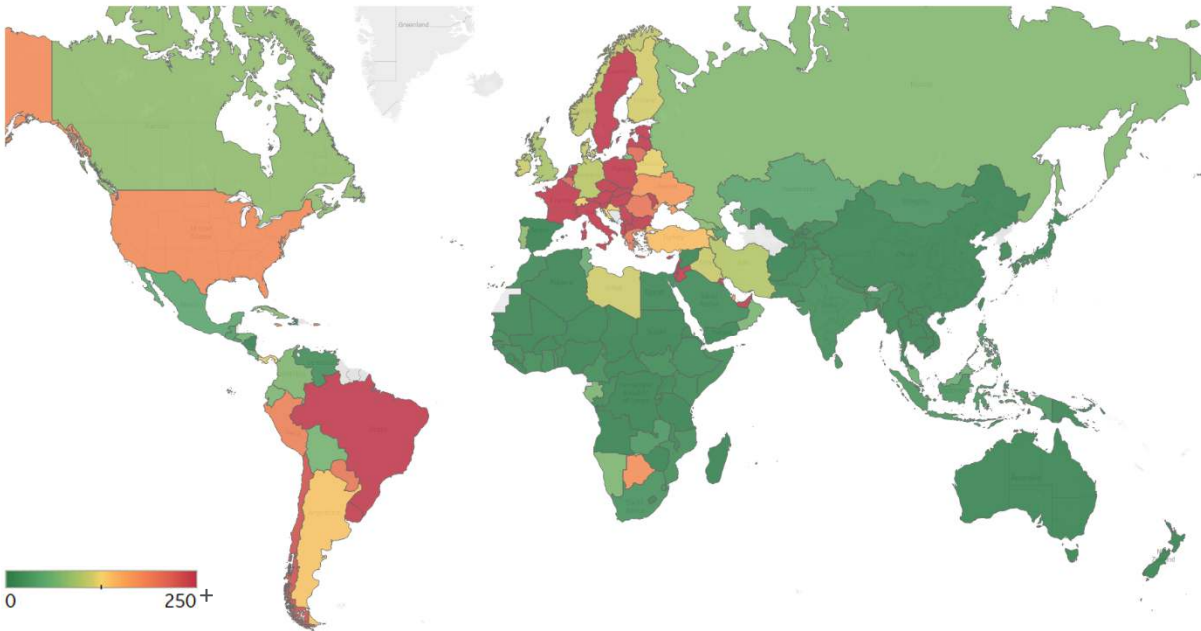
# Global Confirmed & Active Cases

## Trend since 22 Jan 2020



## Avg. Daily New Cases / 1M

Over the last 14 days



Per 1M:	New Today	Change from 30 days ago
Active	23	+9%
Confirmed	60	+11%
Deaths	1	+12%
Recovered	36	+12%
	To Date	Last 30 Days
Worldwide Survival Rate	97.8%	97.6%



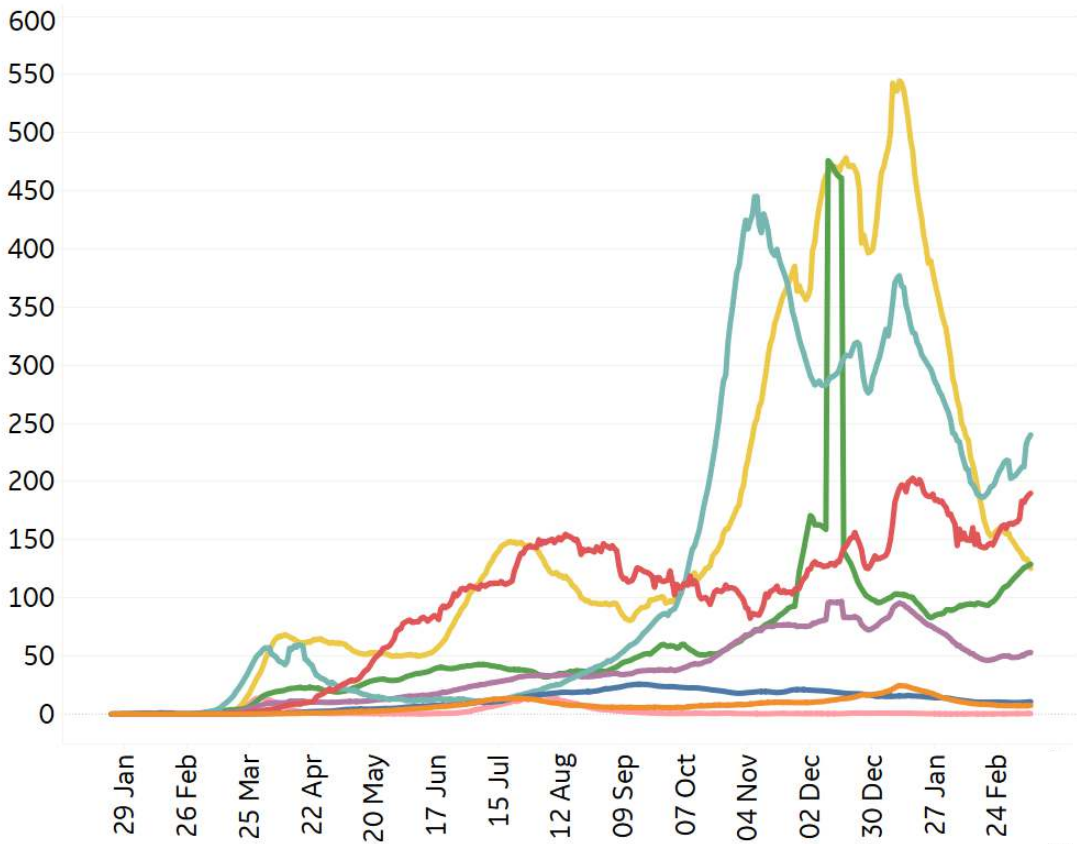
# New Confirmed Cases & New Deaths

Updated 12 Mar 2021, 3:30 GMT 2

Key **World** **North America** **Europe** **Middle East** **Cent & South America** **Asia** **Africa** **Oceania**

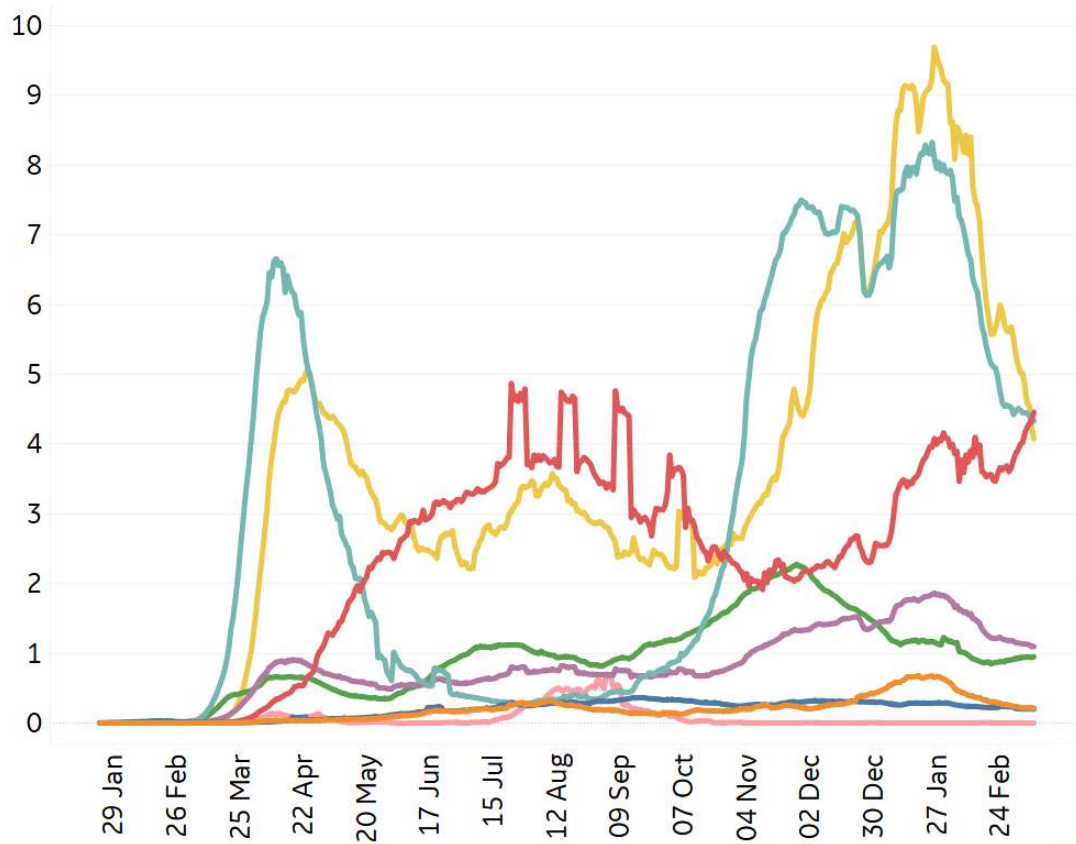
New Confirmed Cases / 1M

7-day rolling average



New Deaths / 1M

7-day rolling average



\*Large jump in Middle East confirmed cases due to batched reporting of 823,225 new cases in **Turkey** on 10 Dec



# Top 50 Countries: Per 1M

1 - 25	Average over last 7 days		Total Since 22 Jan			Change from 14d Ago in 14 day avg of daily new	
	New Confirmed	New Deaths	Total Confirmed	Estimated Recovered	Total Deaths	Confirmed	Deaths
Czechia	1,086	20	127,531	109,772	2,113	26%	35%
Belgium	220	2	68,864	63,981	1,930	11%	-20%
Slovenia	340	3	95,353	88,432	1,885	-1%	-17%
UK	86	2	62,674	59,531	1,847	-44%	-53%
Hungary	636	15	50,637	41,201	1,708	129%	49%
Italy	354	5	52,083	45,769	1,674	52%	-1%
Bos. and Herz.	266	9	42,974	38,131	1,649	95%	79%
Portugal	72	2	79,690	76,997	1,631	-54%	-65%
US	163	4	88,477	84,394	1,604	-18%	-22%
Bulgaria	356	12	39,246	33,511	1,597	81%	96%
North Macedo..	339	7	52,899	47,015	1,567	78%	6%
Spain	110	5	67,979	66,477	1,542	-101%	-29%
Slovakia	377	18	60,731	53,581	1,510	5%	13%
Peru	184	5	42,080	37,986	1,466	-11%	0%
Panama	116	3	80,369	77,272	1,384	-21%	-32%
France	340	4	62,055	56,018	1,379	8%	-11%
Croatia	138	2	60,614	57,477	1,373	48%	-35%
Sweden	383	2	70,024	63,307	1,298	14%	-27%
Brazil	325	8	53,057	47,599	1,284	31%	40%
EU	272	5	53,240	48,479	1,282	16%	-7%
Lithuania	162	4	74,934	70,781	1,235	14%	-21%
Poland	373	7	48,866	42,986	1,225	72%	12%
Colombia	68	2	45,016	42,851	1,196	-20%	-39%
Argentina	139	3	48,188	45,140	1,184	-1%	-12%
Switzerland	136	1	65,781	62,831	1,166	7%	-40%

26 - 50	Average over last 7 days		Total Since 22 Jan			Change from 14d Ago in 14 day avg of daily new	
	New Confirmed	New Deaths	Total Confirmed	Estimated Recovered	Total Deaths	Confirmed	Deaths
Chile	250	4	45,695	41,378	1,117	27%	0%
Romania	214	4	43,942	40,063	1,105	45%	12%
Armenia	144	1	59,491	56,691	1,093	98%	36%
Moldova	316	6	49,610	44,043	1,046	27%	32%
Austria	274	2	53,841	49,295	977	36%	-14%
Netherlands	281	2	67,363	62,598	941	14%	-27%
Latvia	273	5	48,921	43,750	921	-16%	-19%
Ireland	102	3	45,603	43,130	913	-28%	-44%
Georgia	78	2	68,697	66,725	908	-25%	-5%
Kosovo	298	4	40,486	35,946	907	36%	58%
Lebanon	461	7	59,910	52,903	766	21%	-3%
Albania	244	6	40,115	35,552	696	-23%	21%
Israel	344	2	94,073	88,008	689	-12%	-31%
Ukraine	168	4	33,714	30,730	668	44%	33%
Costa Rica	43	1	40,798	39,470	559	-24%	-40%
Serbia	466	2	57,602	50,960	532	57%	14%
Estonia	1,111	7	61,008	45,940	517	70%	37%
Jordan	613	5	44,805	36,763	507	101%	163%
West Bank an..	390	4	44,575	38,757	484	77%	107%
Denmark	132	0	37,870	35,908	412	42%	-60%
Bahrain	355	1	75,860	70,533	281	-15%	-15%
Kuwait	314	1	48,212	43,759	269	38%	-1%
UAE	257	1	42,465	38,451	138	-9%	-10%
Qatar	163	0	58,600	56,231	92	3%	133%
Total World	53	1	15,306	14,254	339	6%	-9%

Change from 14d ago:  
Compares 14d-avgs. of Daily New Cases/Deaths  
today with 14d-avgs. from 14d ago  
Estimated Recovered: Cases 14d ago - Deaths today

In the past month, daily new cases in Brazil grew 52% while deaths grew 61%

Top 50 countries selected by Cases / 1M  
Sorted by Total Deaths / 1M  
Excluded countries with population < 1M



# Top 50 Countries: Raw Volume

Updated 12 Mar 2021, 3:30 GMT

4

1 - 25	Average over last 7 days		Total Since 22 Jan			Change from 14d Ago in 14 day avg of daily new	
	New Confirmed	New Deaths	Total Confirmed	Estimated Recovered	Total Deaths	Confirmed	Deaths
EU	121,153	2,163	23,704,972	21,585,510	570,696	16%	-7%
US	53,798	1,386	29,286,134	27,934,566	530,821	-18%	-22%
Brazil	69,141	1,703	11,277,717	10,117,572	272,889	31%	40%
Mexico	5,492	612	2,150,955	1,876,218	193,152	-19%	-24%
India	19,298	108	11,308,846	10,905,185	158,306	34%	7%
UK	5,850	163	4,254,714	4,041,324	125,403	-44%	-53%
Italy	21,414	316	3,149,017	2,767,251	101,184	52%	-1%
France	22,161	285	4,050,558	3,656,491	89,984	8%	-11%
Russia	9,989	408	4,311,893	4,075,578	89,224	-19%	-5%
Germany	8,889	224	2,546,526	2,353,949	73,120	13%	-26%
Spain	5,143	226	3,178,356	3,108,127	72,085	-101%	-29%
Iran	8,338	84	1,723,470	1,546,065	61,016	5%	10%
Colombia	3,475	96	2,290,539	2,180,367	60,858	-20%	-39%
Argentina	6,276	121	2,177,898	2,040,152	53,493	-1%	-12%
South Africa	1,140	93	1,525,648	1,458,014	51,110	-32%	-37%
Peru	6,070	176	1,387,457	1,252,476	48,323	-11%	0%
Poland	14,109	246	1,849,424	1,626,879	46,373	72%	12%
Indonesia	6,089	165	1,403,722	1,276,585	38,049	-27%	-19%
Turkey	12,833	64	2,835,989	2,645,476	29,290	46%	-20%
Ukraine	7,361	164	1,474,452	1,343,944	29,195	44%	33%
Czechia	11,634	214	1,365,724	1,175,544	22,624	26%	35%
Belgium	2,551	25	798,108	741,515	22,370	11%	-20%
Canada	3,075	31	905,339	841,128	22,367	1%	-36%
Chile	4,770	75	873,512	790,982	21,362	27%	0%
Romania	4,109	81	845,352	770,719	21,252	45%	12%

26 - 50	Average over last 7 days		Total Since 22 Jan			Change from 14d Ago in 14 day avg of daily new	
	New Confirmed	New Deaths	Total Confirmed	Estimated Recovered	Total Deaths	Confirmed	Deaths
Portugal	731	25	812,575	785,111	16,635	-54%	-65%
Hungary	6,142	146	489,172	398,017	16,497	129%	49%
Ecuador	1,175	24	297,957	265,041	16,128	-11%	-7%
Netherlands	4,813	39	1,154,257	1,072,603	16,127	14%	-27%
Iraq	4,521	23	745,642	670,691	13,671	29%	55%
Pakistan	1,883	43	600,198	564,052	13,430	33%	7%
Sweden	3,866	19	707,192	639,354	13,111	14%	-27%
Philippines	3,197	29	607,048	556,072	12,608	51%	-44%
Switzerland	1,178	10	569,312	543,777	10,090	7%	-40%
Austria	2,467	21	484,916	443,969	8,798	36%	-14%
Morocco	372	6	487,750	473,802	8,712	-2%	-28%
Bangladesh	801	10	554,156	536,452	8,502	70%	-13%
Japan	1,089	46	443,714	420,359	8,457	-11%	-23%
Slovakia	2,059	98	331,571	292,531	8,244	5%	13%
Saudi Arabia	377	5	381,348	369,826	6,551	7%	18%
Panama	499	11	346,775	333,411	5,972	-21%	-32%
Israel	2,978	21	814,250	761,759	5,967	-12%	-31%
Lebanon	3,149	44	408,909	361,089	5,230	21%	-3%
Jordan	6,257	48	457,151	375,099	5,169	101%	163%
Serbia	4,069	19	503,291	445,257	4,644	57%	14%
Nepal	83	33	275,070	270,860	3,012	-17%	-48%
Belarus	1,048	8	298,960	280,828	2,070	-17%	-5%
UAE	2,542	12	419,996	380,293	1,369	-9%	-10%
Malaysia	1,632	7	319,364	292,498	1,200	-34%	-39%
Total World	410,159	8,492	118,571,474	110,423,789	2,629,622	6%	-9%

\*Change from 14d ago:  
Compares 14d-avgs. of Daily New Cases/Deaths  
today with 14d-avgs. from 14d ago

Estimated Recovered: Cases 14d ago - Deaths today

Mexico's death rate (**8.9%**) is at its highest since 23 December 2020

Top 50 countries selected by Total Cases  
Sorted by Raw Total Deaths  
Excluded countries with population < 1M

N/A\*\* due to inconsistent reporting of Recovered Cases





# United States: Per 1M



## 1 - 25

	Average over last 7 days		Total Since 22 Jan			Change from 14d Ago in 14 day avg of daily new	
	New Confirmed	New Deaths	Total Confirmed	Estimated Recovered	Total Deaths	Confirmed	Deaths
New Jersey	385	5	93,066	85,018	2,681	12%	-18%
New York	363	5	88,426	80,768	2,503	-5%	-21%
Rhode Island	323	3	122,829	115,751	2,419	3%	11%
Massachusetts	223	5	86,626	81,167	2,401	-14%	-19%
Mississippi	143	5	100,507	96,080	2,306	-23%	13%
Arizona	187	5	114,121	109,421	2,262	-19%	-44%
Connecticut	196	3	81,169	76,122	2,177	-19%	-43%
South Dakota	177	1	129,047	124,408	2,153	4%	-23%
Louisiana	105	4	93,774	89,886	2,114	-20%	-17%
Alabama	122	5	102,436	98,066	2,095	-18%	-45%
North Dakota	102	1	132,176	128,777	1,949	-13%	27%
Pennsylvania	191	3	75,074	70,387	1,912	-6%	-37%
Indiana	119	3	99,532	96,005	1,902	-22%	-34%
New Mexico	107	5	89,526	85,956	1,834	-23%	-9%
Illinois	126	2	95,039	91,386	1,825	-8%	-17%
Arkansas	108	6	108,039	103,622	1,793	12%	-93%
Iowa	146	4	108,346	104,474	1,782	-16%	-24%
S. Carolina	217	4	102,820	97,641	1,713	-49%	-37%
Georgia	171	5	97,024	92,232	1,706	-23%	-46%
Tennessee	181	3	115,403	111,187	1,702	-9%	-41%
Michigan	180	2	66,602	62,697	1,674	36%	-31%
Kansas	102	2	102,825	99,683	1,650	-45%	-69%
Nevada	125	3	96,672	93,356	1,649	-18%	-50%
Texas	161	6	93,668	89,208	1,587	-7%	15%
Delaware	299	7	92,096	86,578	1,534	-1%	57%

## 26 - 51

	Average over last 7 days		Total Since 22 Jan			Change from 14d Ago in 14 day avg of daily new	
	New Confirmed	New Deaths	Total Confirmed	Estimated Recovered	Total Deaths	Confirmed	Deaths
Ohio	128	2	84,261	80,823	1,511	-27%	-34%
Florida	216	4	91,381	86,613	1,492	-18%	-25%
DC	225	3	59,693	55,379	1,471	26%	3%
Missouri	-203	4	92,696	91,929	1,409	-130%	-27%
California	99	6	91,487	88,567	1,396	-35%	-30%
Maryland	135	2	64,590	61,441	1,326	-5%	-38%
West Virginia	145	2	75,047	71,688	1,305	-16%	-53%
Montana	119	2	94,897	91,744	1,301	-24%	37%
Wisconsin	95	2	107,137	104,435	1,230	-19%	-39%
Minnesota	171	5	87,613	84,232	1,204	11%	156%
Wyoming	105	2	95,224	92,458	1,194	-26%	-17%
Oklahoma	155	6	108,908	105,499	1,188	-31%	13%
Virginia	154	9	69,196	65,735	1,160	-34%	93%
N. Carolina	160	3	83,888	80,220	1,108	-37%	-42%
Kentucky	182	6	92,695	88,822	1,101	-27%	-2%
Nebraska	142	2	105,402	102,378	1,097	-28%	-19%
Idaho	162	2	97,708	94,394	1,067	8%	-5%
Colorado	179	1	76,444	72,699	1,046	4%	-33%
New Hampshire	167	1	57,192	53,965	876	-31%	-39%
Washington	90	1	45,685	43,670	671	-11%	-47%
Utah	163	2	117,585	114,605	629	-31%	8%
Oregon	67	1	37,614	36,095	549	-25%	-24%
Maine	129	2	34,554	32,283	538	13%	-63%
Alaska	188	0	82,154	79,074	417	3%	50%
Vermont	186	1	26,443	23,444	338	4%	-47%
Hawaii	40	1	19,976	19,130	316	14%	18%

\*Change from 14d ago:  
Compares 14d-avgs. of Daily New Cases/Deaths today with 14d-avgs. from 14d ago

Estimated Recovered: Cases 14d ago - Deaths today

In 36 states, at least 10 percent of the population are fully vaccinated. Alaska was the first state to surpass 10% fully vaccinated on 20 Feb 2021

Sorted by Total Deaths / 1M

N/As due to states revising and updating case counts



# United States: Raw Volume

## 1 - 25

	Average over last 7 days		Total Since 22 Jan			Change from 14d Ago in 14 day avg of daily new	
	New Confirmed	New Deaths	Total Confirmed	Estimated Recovered	Total Deaths	Confirmed	Deaths
California	3,898	242	3,614,852	3,499,469	55,160	-35%	-30%
New York	7,069	92	1,720,199	1,571,234	48,690	-5%	-21%
Texas	4,658	179	2,715,993	2,586,659	46,007	-7%	15%
Florida	4,631	93	1,962,651	1,860,261	32,040	-18%	-25%
Pennsylvania	2,451	38	961,092	901,089	24,474	-6%	-37%
New Jersey	3,423	46	826,632	755,149	23,814	12%	-18%
Illinois	1,592	32	1,204,323	1,158,021	23,123	-8%	-17%
Georgia	1,817	52	1,030,146	979,271	18,117	-23%	-46%
Ohio	1,493	23	984,934	944,743	17,661	-27%	-34%
Michigan	1,793	19	665,141	626,146	16,722	36%	-31%
Massachusetts	1,538	36	597,073	559,442	16,551	-14%	-19%
Arizona	1,364	39	830,655	796,446	16,461	-19%	-44%
Indiana	804	20	670,074	646,325	12,802	-22%	-34%
Tennessee	1,237	17	788,109	759,317	11,623	-9%	-41%
N. Carolina	1,681	32	879,825	841,359	11,622	-37%	-42%
Alabama	598	26	502,263	480,836	10,274	-18%	-45%
Virginia	1,317	78	590,625	561,080	9,902	-34%	93%
Louisiana	487	20	435,935	417,861	9,828	-20%	-17%
S. Carolina	1,118	23	529,392	502,724	8,822	-49%	-37%
Missouri	-1,243	23	568,918	564,209	8,647	-130%	-27%
Maryland	818	13	390,490	371,452	8,014	-5%	-38%
Connecticut	699	10	289,392	271,398	7,761	-19%	-43%
Wisconsin	551	11	623,801	608,065	7,160	-19%	-39%
Mississippi	424	14	299,124	285,947	6,864	-23%	13%
Minnesota	962	29	494,106	475,039	6,792	11%	156%

## 26 - 51

	Average over last 7 days		Total Since 22 Jan			Change from 14d Ago in 14 day avg of daily new	
	New Confirmed	New Deaths	Total Confirmed	Estimated Recovered	Total Deaths	Confirmed	Deaths
Colorado	1,028	7	440,220	418,656	6,021	4%	-33%
Iowa	461	12	341,838	329,623	5,621	-16%	-24%
Arkansas	326	20	326,040	312,712	5,410	12%	-93%
Washington	685	11	347,884	332,546	5,107	-11%	-47%
Nevada	385	11	297,765	287,550	5,080	-18%	-50%
Kentucky	813	27	414,131	396,829	4,921	-27%	-2%
Kansas	298	5	299,562	290,408	4,807	-45%	-69%
Oklahoma	615	24	430,944	417,455	4,701	-31%	13%
New Mexico	223	11	187,720	180,235	3,845	-23%	-9%
Rhode Island	342	3	130,120	122,622	2,563	3%	11%
West Virginia	260	4	134,496	128,475	2,338	-16%	-53%
Oregon	282	5	158,644	152,238	2,316	-25%	-24%
Nebraska	274	4	203,890	198,041	2,122	-28%	-19%
Utah	522	7	376,973	367,418	2,015	-31%	8%
Idaho	289	4	174,610	168,689	1,906	8%	-5%
South Dakota	157	1	114,163	110,059	1,905	4%	-23%
Delaware	291	7	89,680	84,307	1,494	-1%	57%
North Dakota	77	1	100,726	98,136	1,485	-13%	27%
Montana	128	2	101,424	98,054	1,391	-24%	37%
New Hampshire	227	2	77,764	73,377	1,191	-31%	-39%
DC	159	2	42,128	39,084	1,038	26%	3%
Maine	174	3	46,448	43,395	723	13%	-63%
Wyoming	61	1	55,112	53,511	691	-26%	-17%
Hawaii	56	1	28,284	27,086	447	14%	18%
Alaska	137	0	60,099	57,846	305	3%	50%
Vermont	116	1	16,500	14,629	211	4%	-47%

\*Change from 14d ago:  
Compares 14d-avgs. of Daily New Cases/Deaths today with 14d-avgs. from 14d ago

Estimated Recovered: Cases 14d ago - Deaths today

Alaska has surpassed 60,000 total cases today, representing 8.2% of the state's population

Sorted by Raw Total Deaths

N/As due to states revising and updating case counts

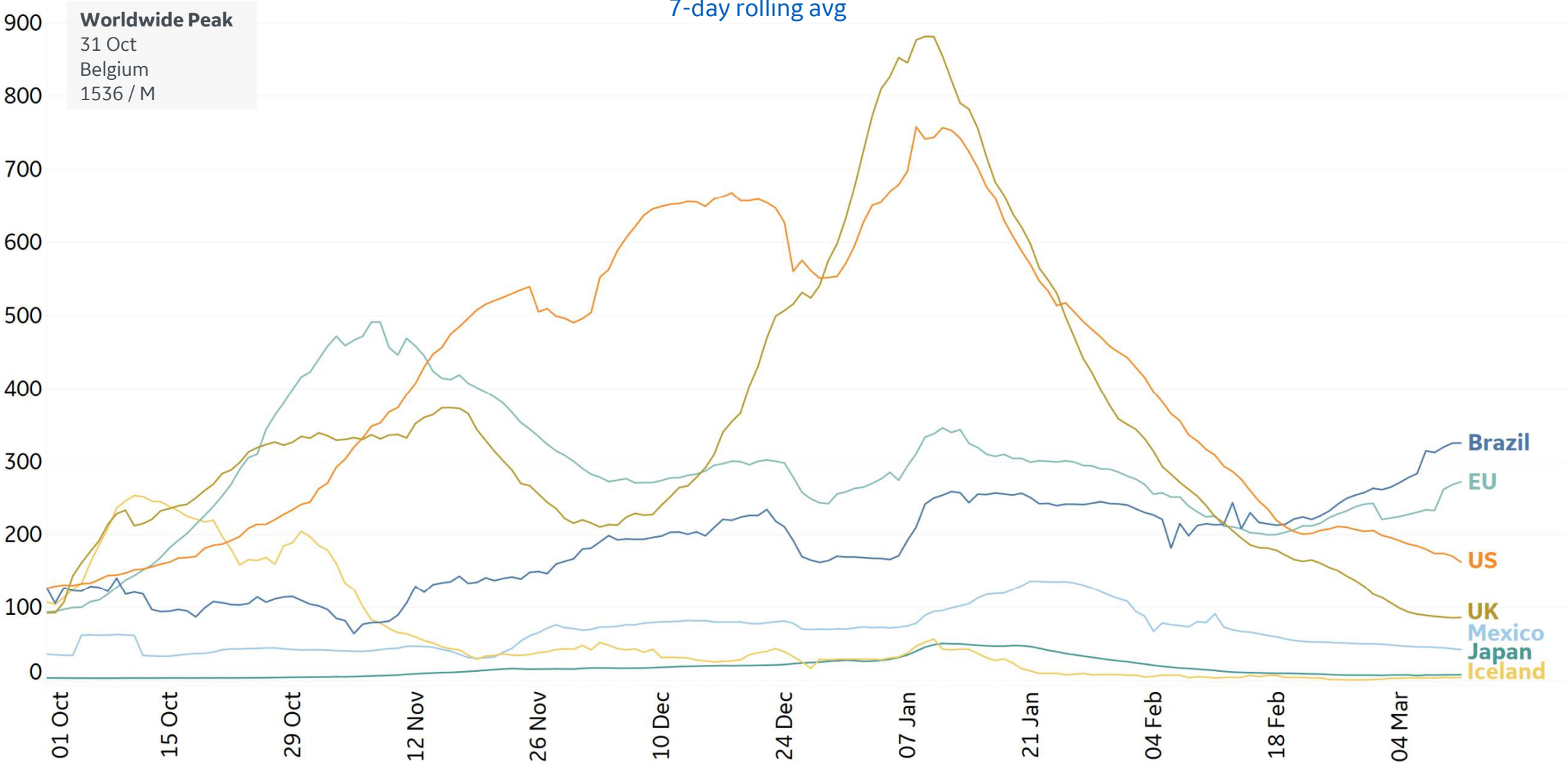




# New Confirmed Cases in Select Countries



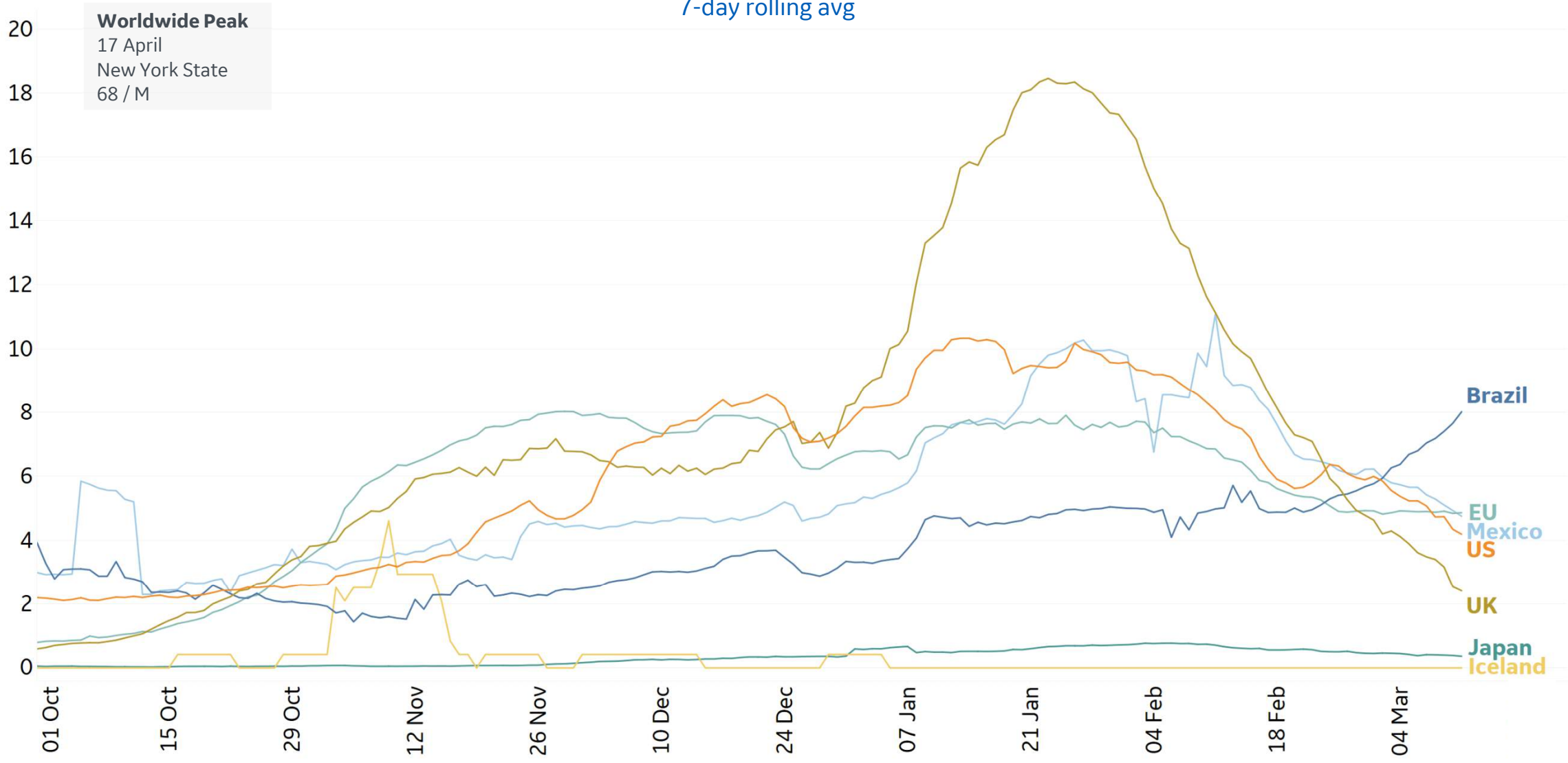
Daily New Confirmed Cases / 1M  
7-day rolling avg





# New Deaths in Select Countries

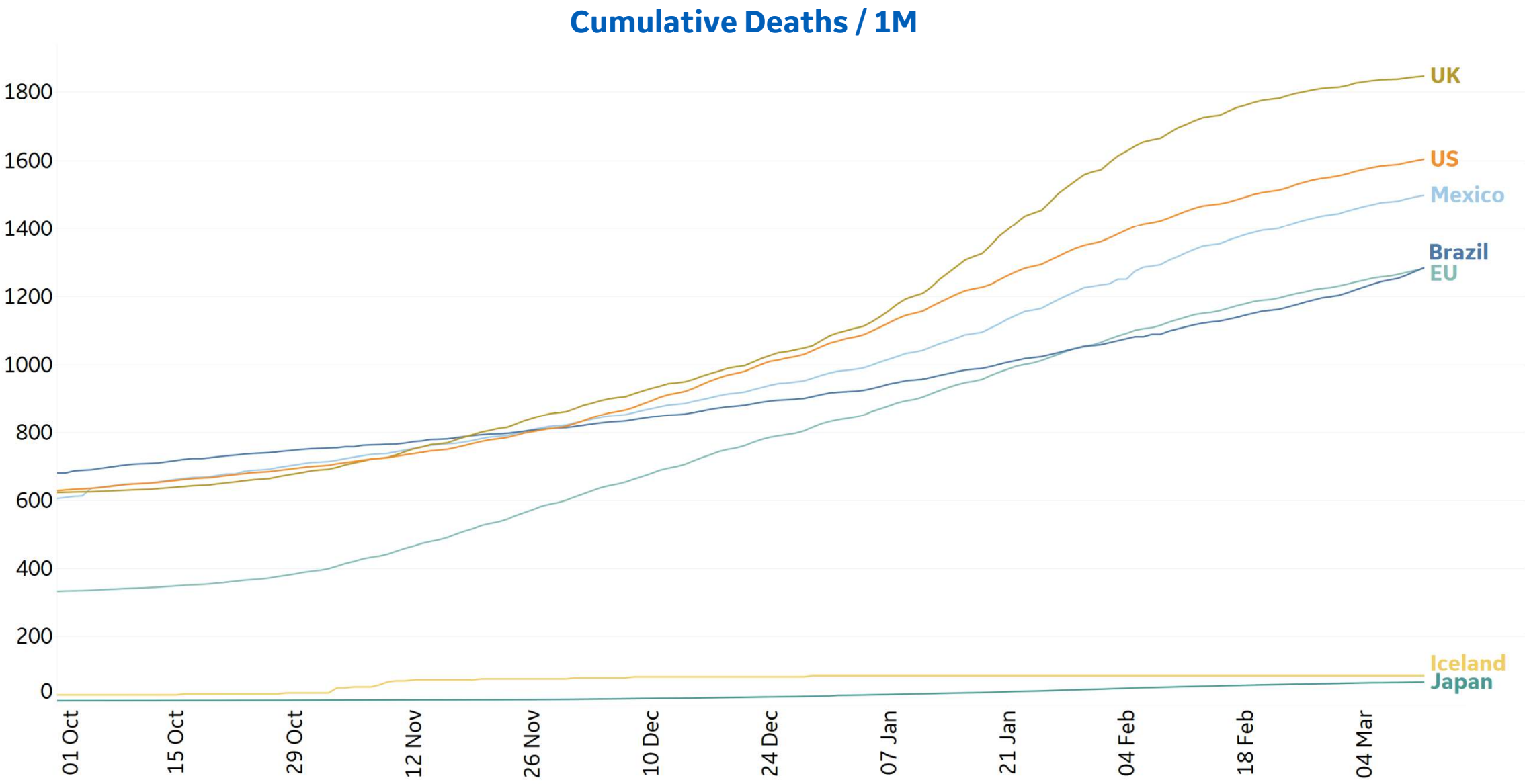
Daily New Deaths / 1M  
7-day rolling avg





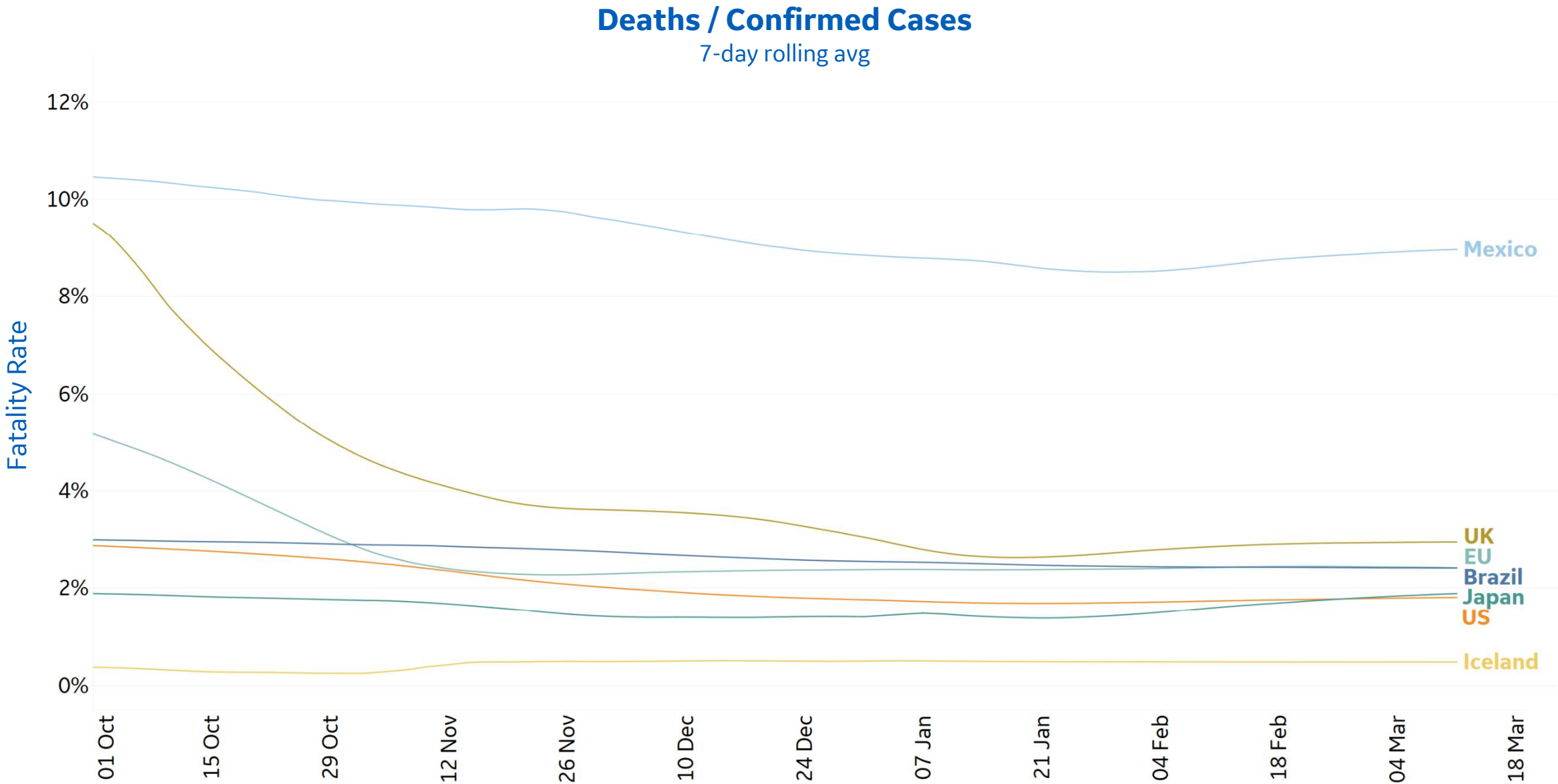


# Cumulative Deaths in Select Countries





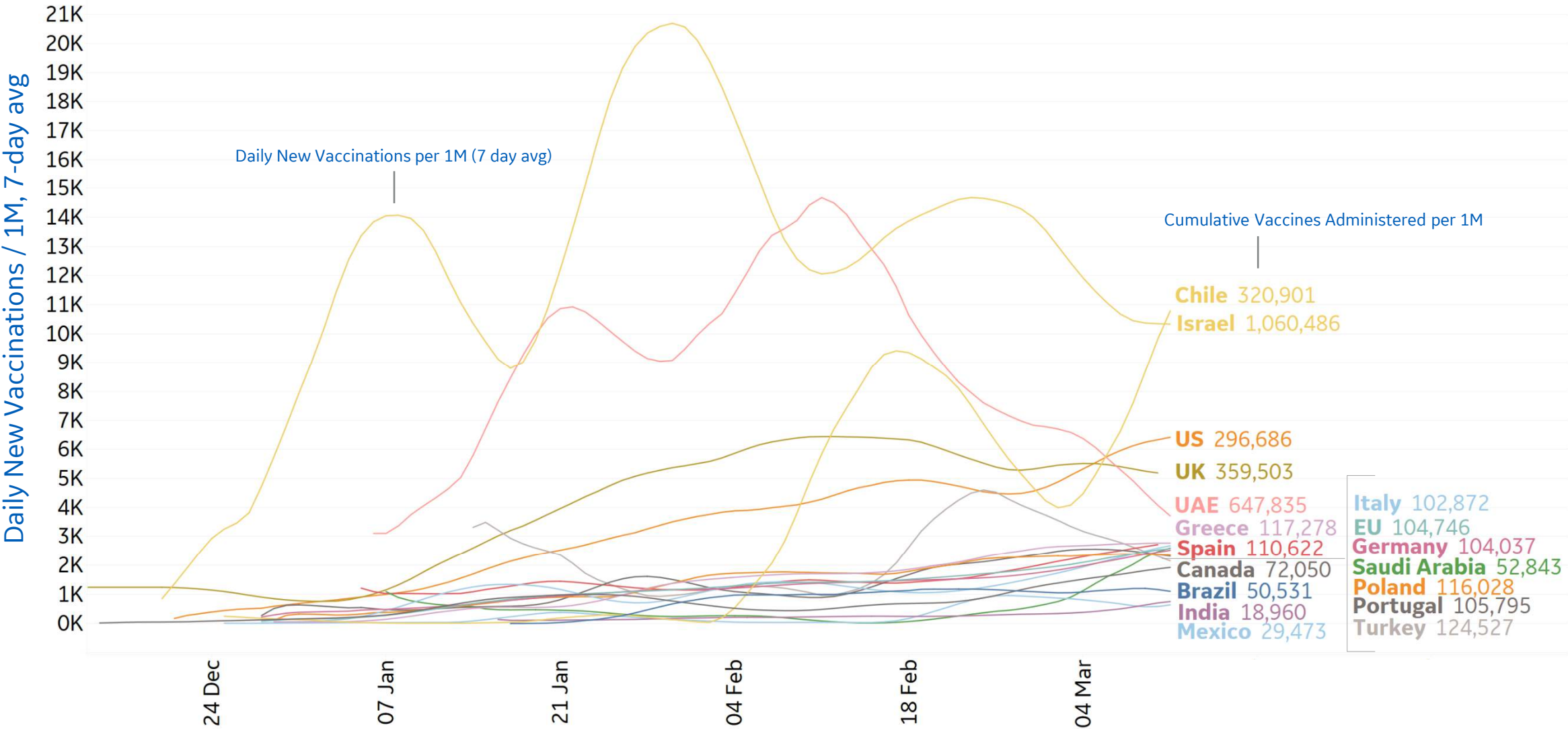
# Fatality Rate in Select Countries





# Daily & Total Vaccinations, Select Countries

Select countries with data available







# US State Vaccinations to Date



State	% Fully Vaccinated	% Rec'd at Least 1 Dose	Population
Alaska	16.7%	26.1%	731,545
New Mexico	15.1%	26.9%	2,096,829
South Dakota	13.5%	25.0%	884,659
Hawaii	13.3%	21.5%	1,415,872
West Virginia	13.3%	21.2%	1,792,147
North Dakota	12.7%	23.4%	762,062
Wyoming	12.3%	20.2%	578,759
Oklahoma	12.3%	21.8%	3,956,971
Montana	12.3%	21.6%	1,068,778
Maine	11.7%	22.2%	1,344,212
Nebraska	11.7%	21.3%	1,934,408
Virginia	11.5%	20.3%	8,535,519
Vermont	11.5%	21.8%	623,989
Wisconsin	11.5%	20.6%	5,822,434
Minnesota	11.5%	21.5%	5,639,632
Maryland	11.4%	20.0%	6,045,680
Indiana	11.4%	18.0%	6,732,219
Massachusetts	11.3%	23.3%	6,892,503
New Jersey	11.2%	22.1%	8,882,190
Washington	11.2%	19.9%	7,614,893
Colorado	11.1%	19.7%	5,758,736
Delaware	11.1%	19.0%	973,764
Arizona	10.9%	20.6%	7,278,717
Iowa	10.8%	21.6%	3,155,070
Ohio	10.6%	18.5%	11,689,100

**10.0%**  
Total US population  
**fully vaccinated**  
(**100,458** per million)

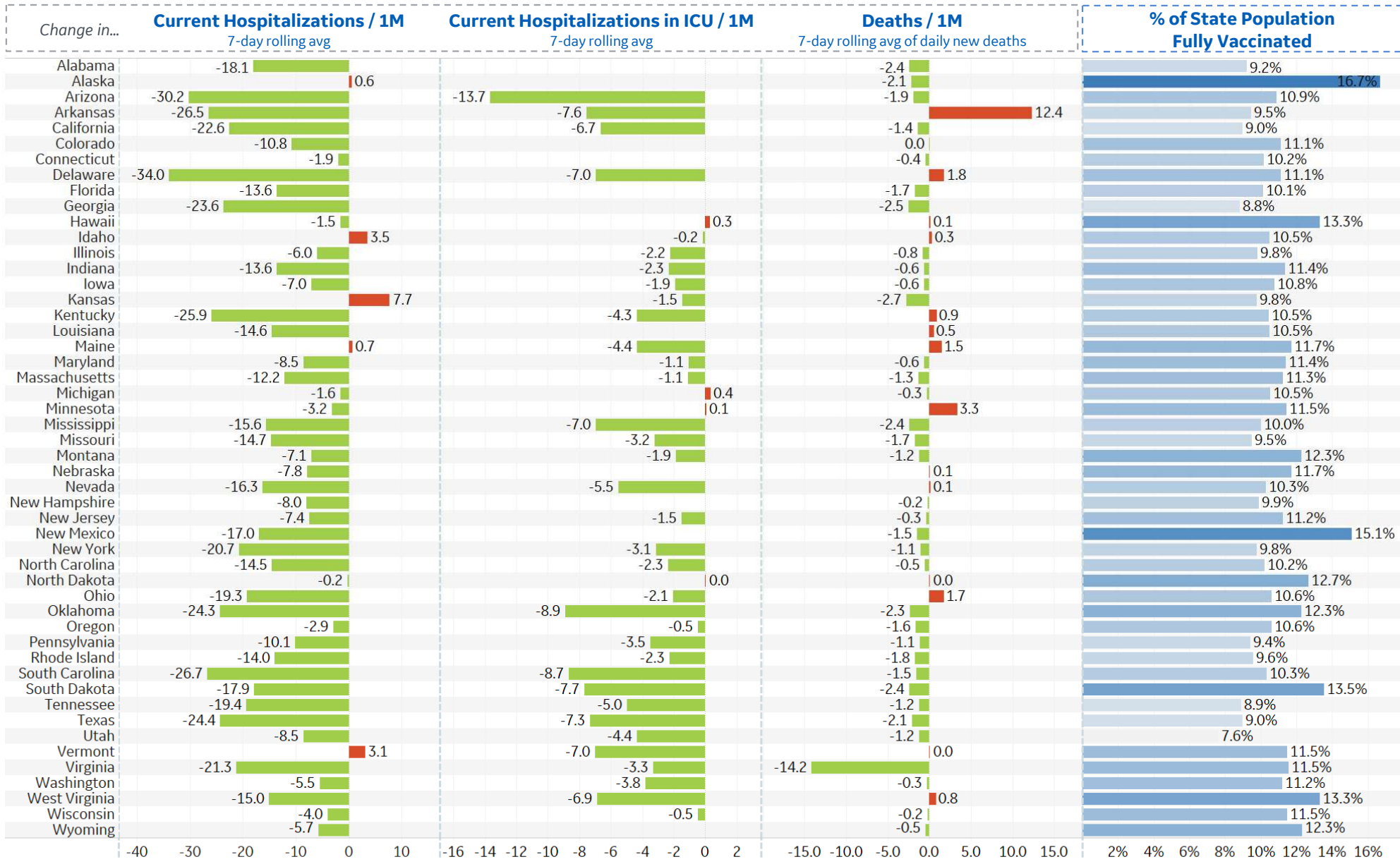
**19.0%**  
Total US population  
having received  
**at least 1 dose**  
(**190,046** per million)

Fully vaccinated people are persons who have received all doses required per vaccine

State	% Fully Vaccinated	% Rec'd at Least 1 Dose	Population
Oregon	10.6%	18.6%	4,217,737
Michigan	10.5%	18.8%	9,986,857
Louisiana	10.5%	18.2%	4,648,794
Idaho	10.5%	17.6%	1,787,065
Kentucky	10.5%	20.6%	4,467,673
South Carolina	10.3%	18.0%	5,148,714
Nevada	10.3%	18.5%	3,080,156
North Carolina	10.2%	18.6%	10,488,084
Connecticut	10.2%	26.6%	3,565,287
Florida	10.1%	18.5%	21,477,737
Mississippi	10.0%	18.1%	2,976,149
New Hampshir..	9.9%	22.6%	1,359,711
Illinois	9.8%	19.8%	12,671,821
Kansas	9.8%	18.8%	2,913,314
New York	9.8%	20.0%	19,453,561
Rhode Island	9.6%	23.8%	1,059,361
Missouri	9.5%	17.7%	6,137,428
Arkansas	9.5%	17.1%	3,017,804
Pennsylvania	9.4%	19.8%	12,801,989
Alabama	9.2%	16.1%	4,903,185
California	9.0%	19.2%	39,512,223
Texas	9.0%	16.9%	28,995,881
Tennessee	8.9%	16.4%	6,829,174
Georgia	8.8%	13.9%	10,617,423
Utah	7.6%	16.5%	3,205,958



# Feature: US Changes from Previous Week



\*Blank rows indicate insignificant or missing data



# Feature: Trends in CC Ecosystem Cities

Asheville, NC

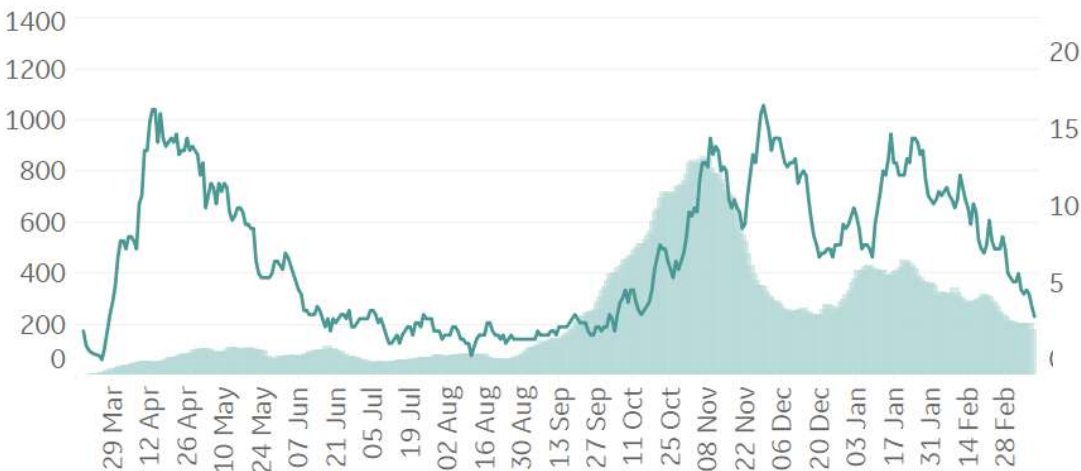
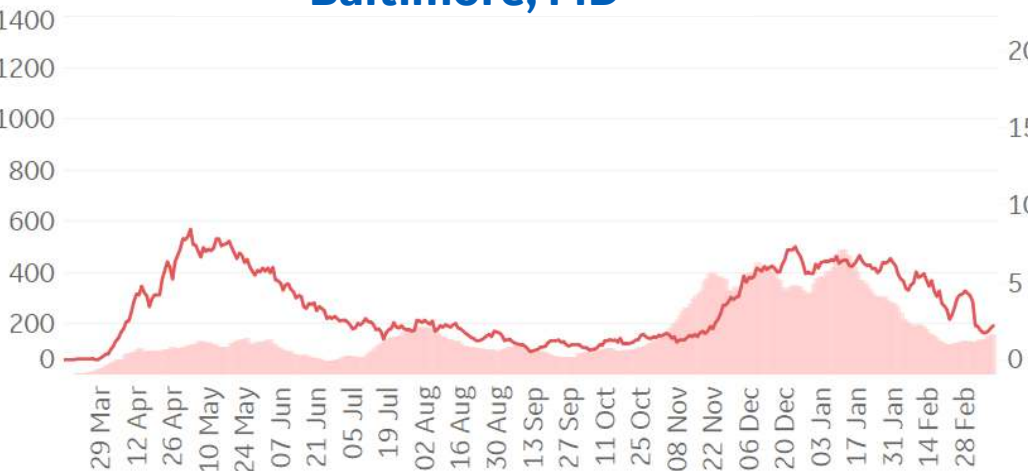
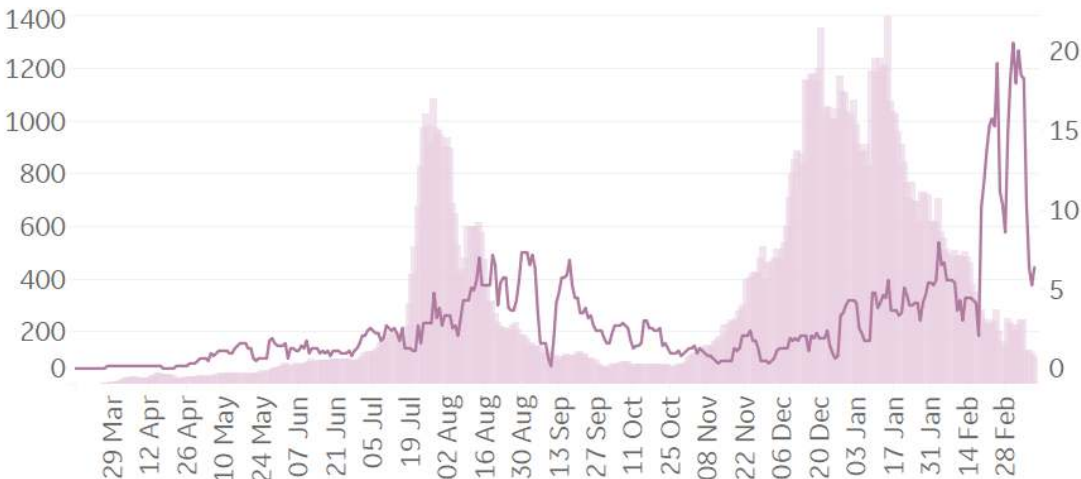
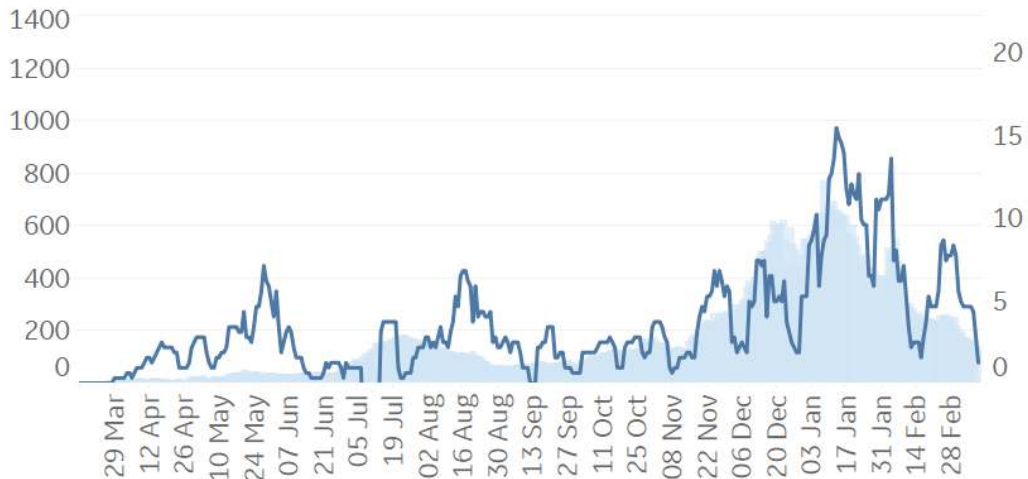
Bakersfield, CA

Baltimore, MD

Bradford, UK

Daily New Confirmed Cases / 1M (Bars)

7-day Rolling Avg



Daily New Deaths / 1M (Lines)  
7-day Rolling Avg





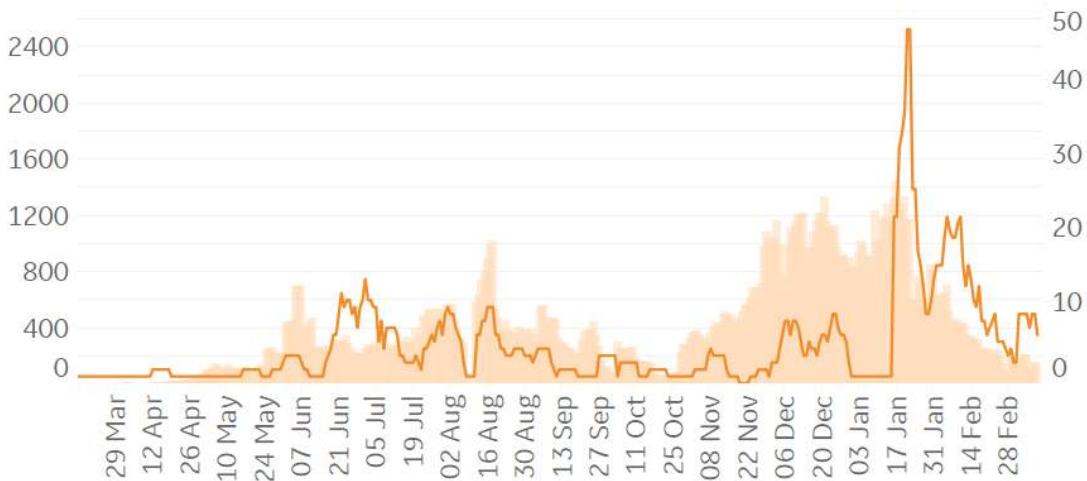
# Feature: Trends in CC Ecosystem Cities



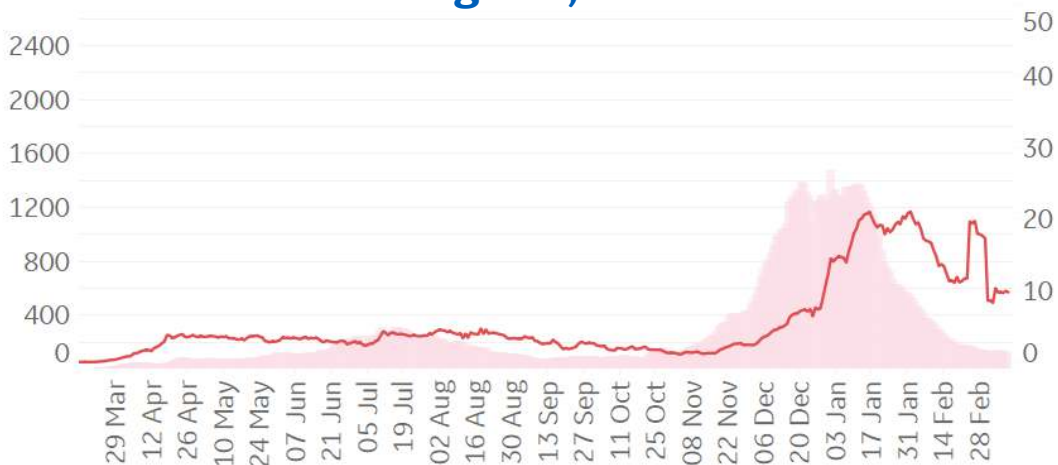
Durham, NC



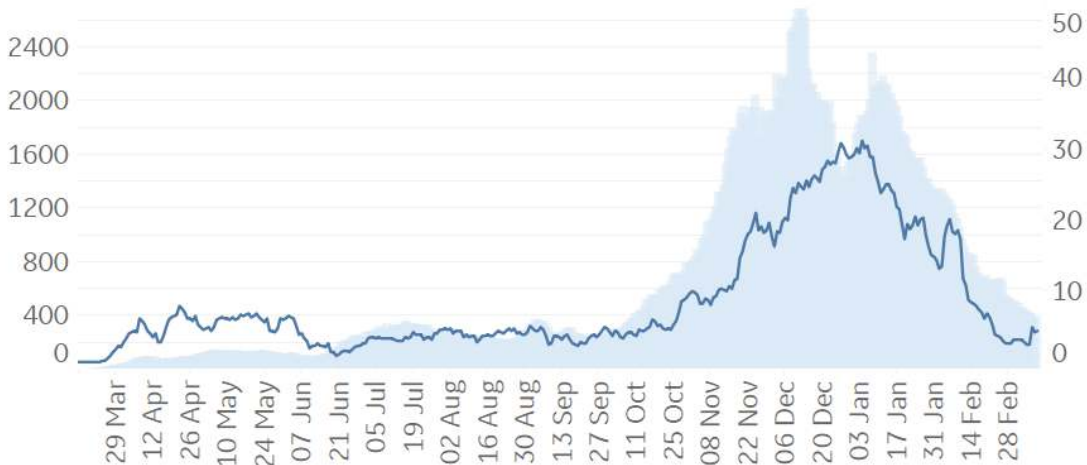
Hanford, CA



Los Angeles, CA



Cincinnati, OH



Daily New Confirmed Cases / 1M (Bars)

7-day Rolling Avg

Daily New Deaths / 1M (Lines)

7-day Rolling Avg



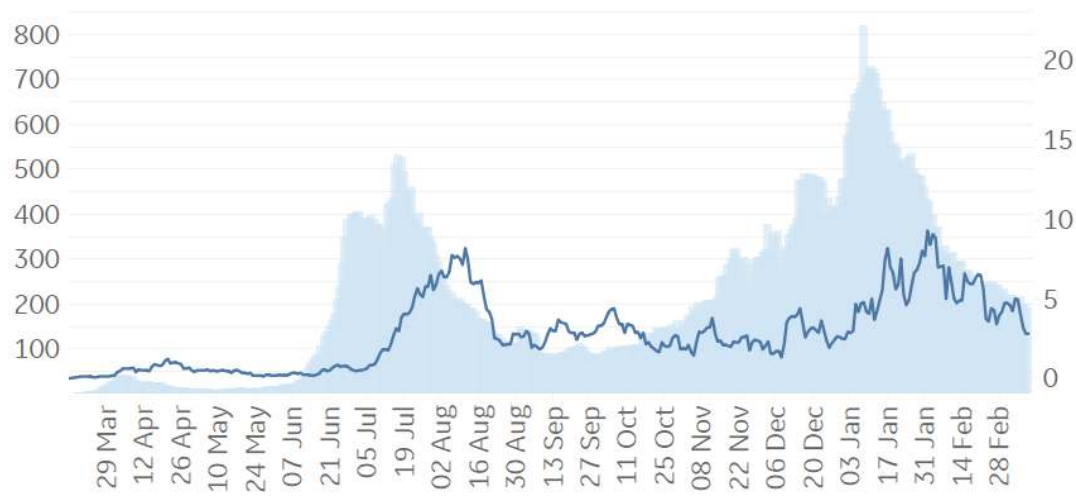
# Feature: Trends in CC Ecosystem Cities

Daily New Confirmed Cases / 1M (Bars)  
7-day Rolling Avg

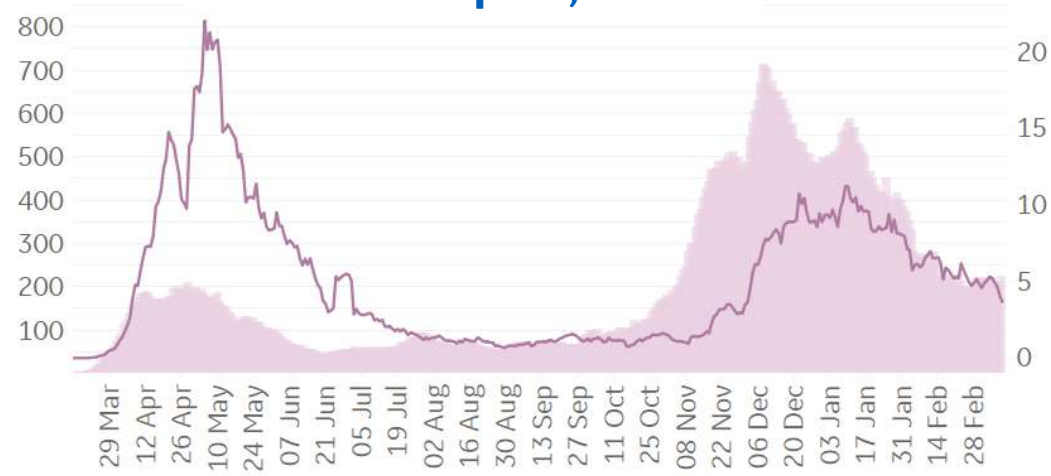
Miami, FL



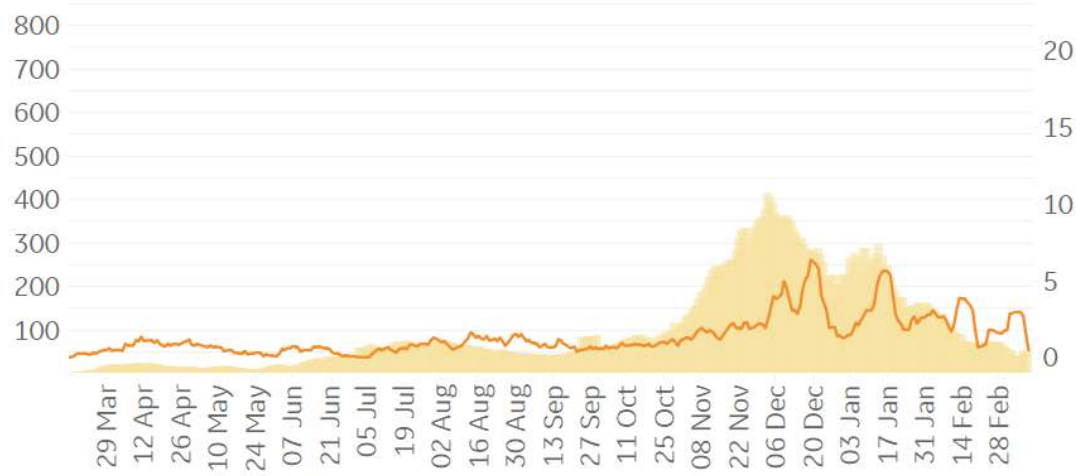
Orlando, FL



Philadelphia, PA



Portland, OR



Daily New Deaths / 1M (Lines)  
7-day Rolling Avg

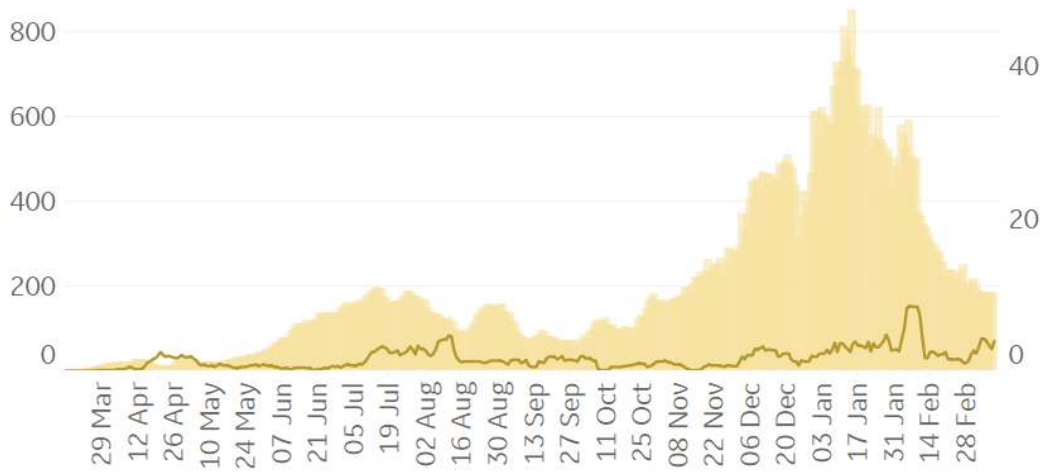


# Feature: Trends in CC Ecosystem Cities

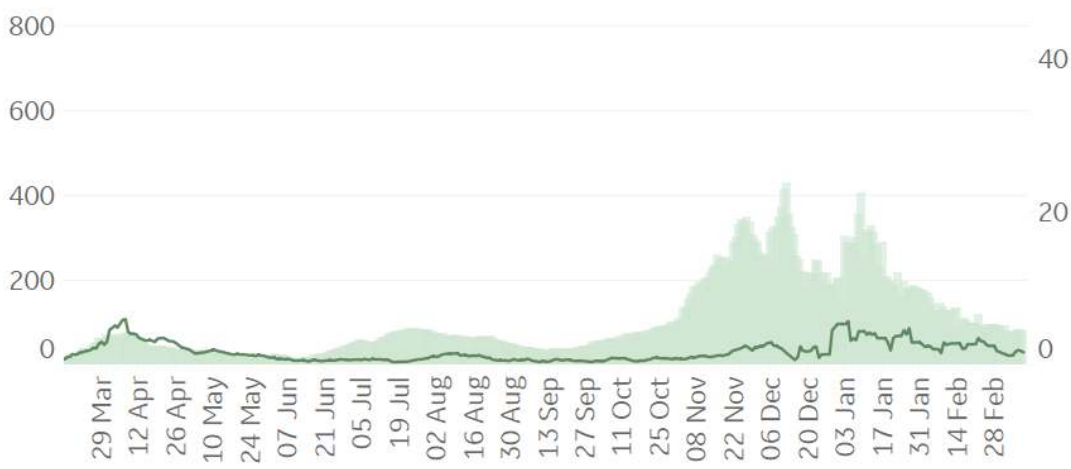
Raleigh, NC

Daily New Confirmed Cases / 1M (Bars)

7-day Rolling Avg



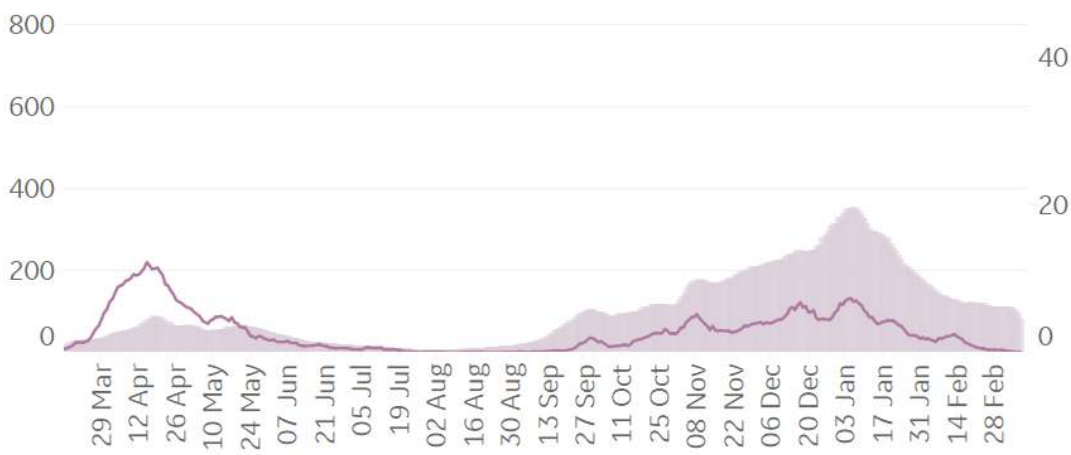
Seattle, WA



Tampa, FL



Toronto, CA



Daily New Deaths / 1M (Lines)  
7-day Rolling Avg





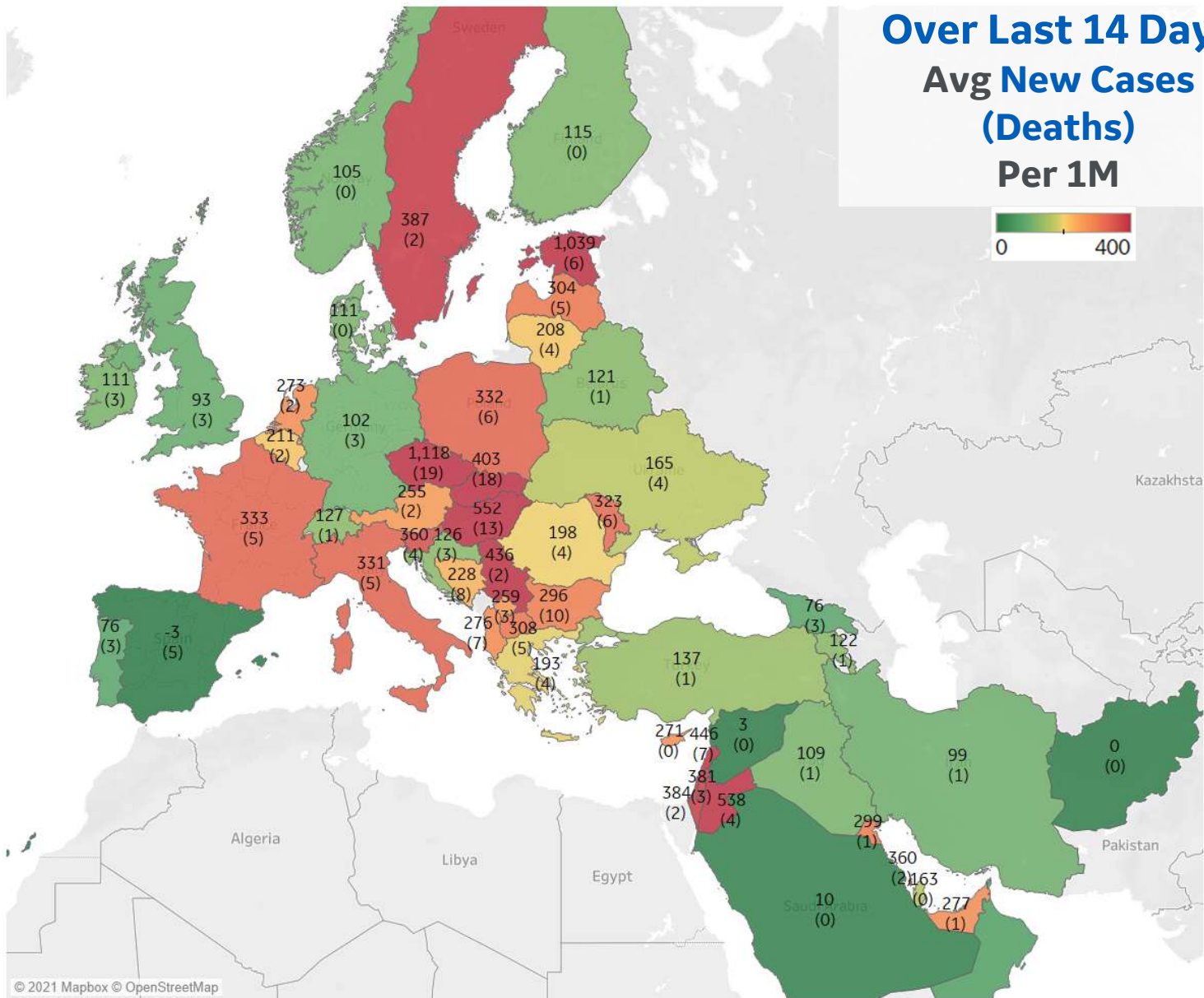
## Per 1M in Region

	Today	Change
Active Cases	17,617	+0.6%
Confirmed	234 new	+0.6%
Deaths	3 new	+0.4%
Recovered	117 new	+0.5%

## Most Daily New Cases / 1M

Czechia	1,118
Estonia	1,039
Hungary	552
Jordan	538
Lebanon	446
Serbia	436
Slovakia	403
Sweden	387
Israel	384

\* Excludes regions with population < 1M



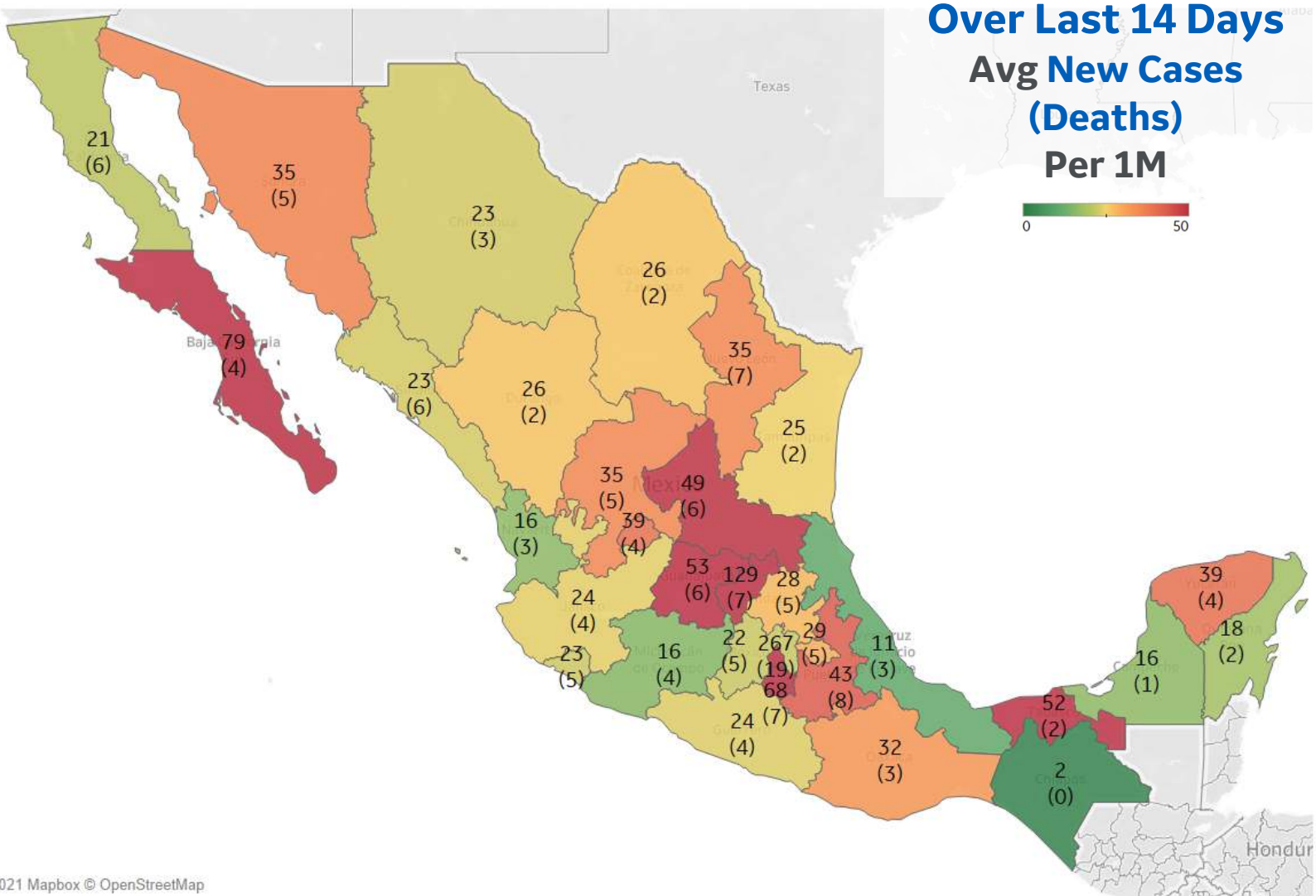


## Per 1M in Region

	Today	Change
Active Cases	2,063	+0.5%
Confirmed	51 new	+0.3%
Deaths	5 new	+0.4%
Recovered	37 new	+0.3%

## Most Daily New Cases / 1M

Distrito Federal	267
Querétaro	129
Baja California Sur	79
Morelos	68
Guanajuato	53
Tabasco	52
San Luis Potosí	49
Nacional	47
Puebla	43
Aguascalientes	39



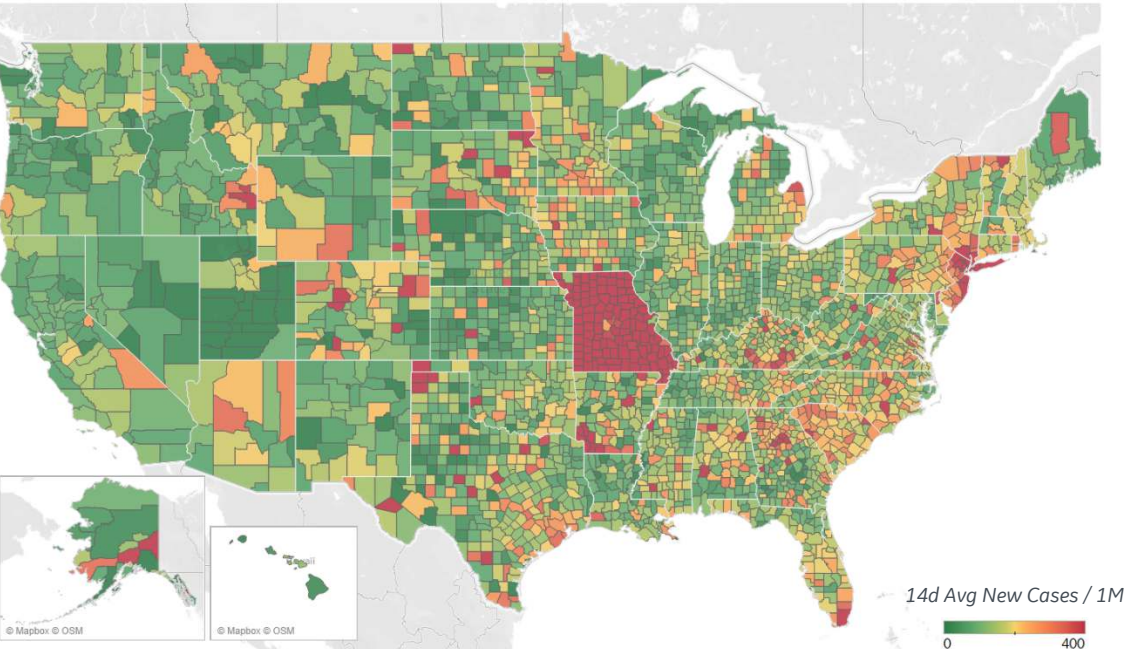
\*Data thru 8 Mar





# US Counties: Recent Cases and Deaths

## Average New Cases per 1M Over Last 14 Days

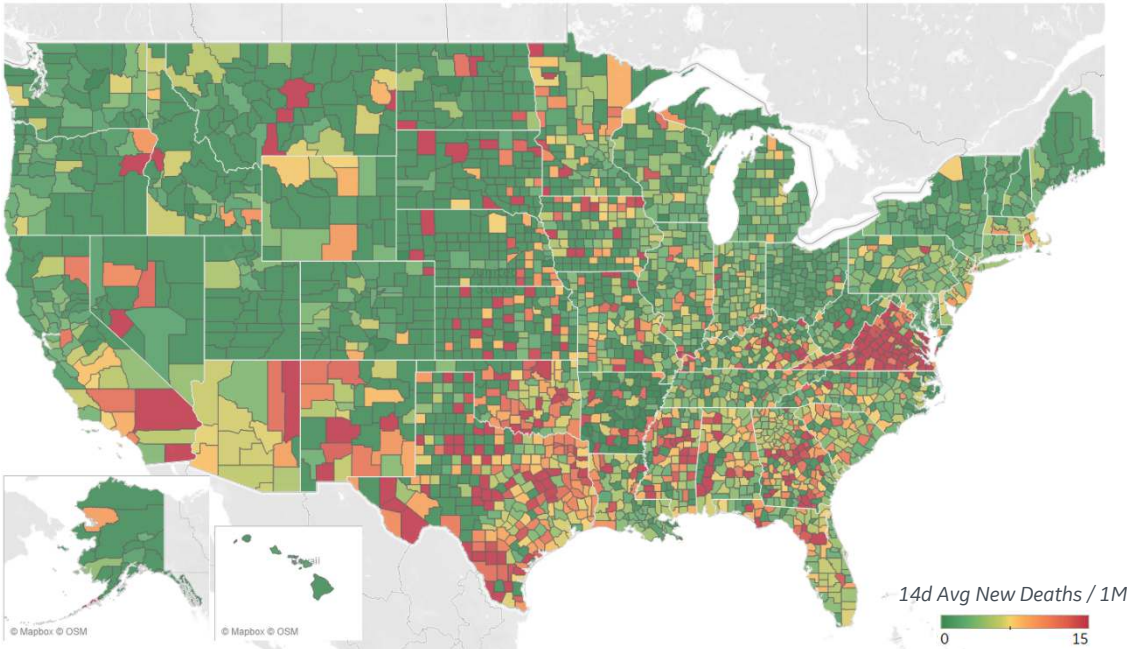


### Top 10 by New Confirmed

Avg New Confirmed Cases / 1M

St. Charles County, MO	1,278
Greene County, MO	963
Jackson County, MO	655
Monmouth County, NJ	523
Denton County, TX	498
Rockland County, NY	497
Ocean County, NJ	476
Orange County, NY	469
Nassau County, NY	468
New York City*	463

## Average New Deaths per 1M Over Last 14 Days



### Top 10 by New Deaths

Avg New Deaths/ 1M

Henrico County, VA	24
Nueces County, TX	24
Chesterfield County, VA	21
Marion County, FL	20
San Bernardino County, CA	18
Prince William County, VA	13
Webb County, TX	12
Kern County, CA	12
San Joaquin County, CA	12
Orange County, CA	11

**Note:** Lists includes counties  
≥ 250K population

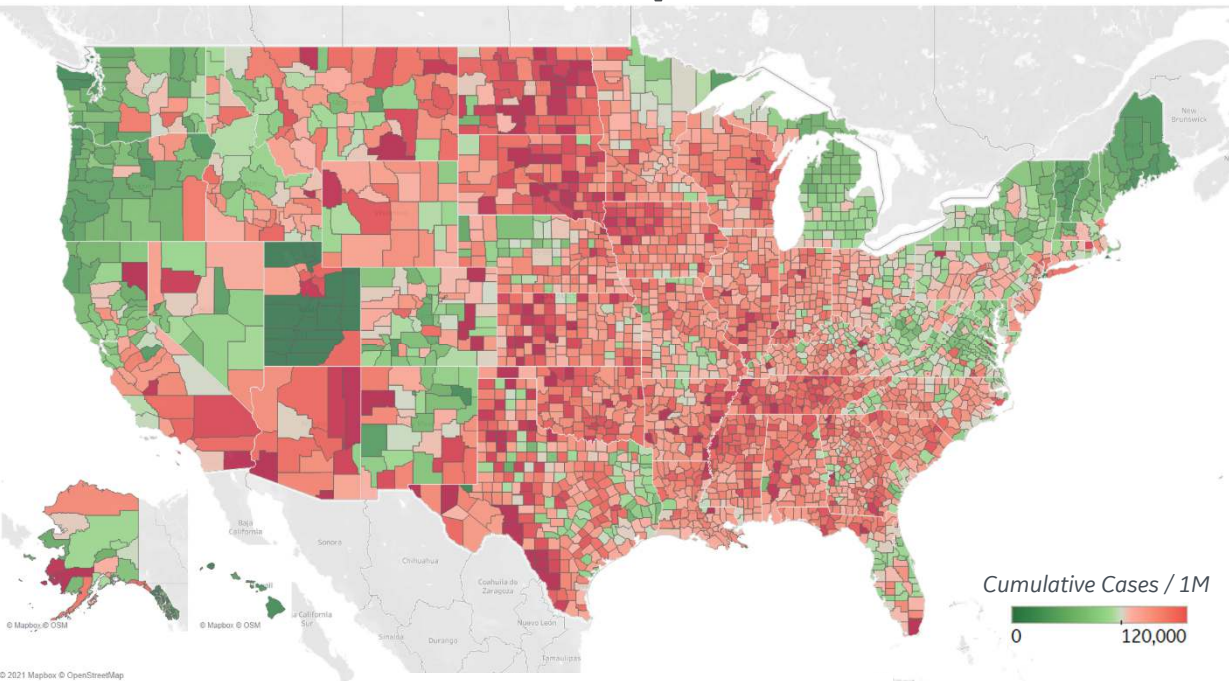




# US Counties: Cumulative Cases and Deaths

Updated 12 Mar 2021, 3:30 GMT

## Confirmed **Cases** per 1M to date

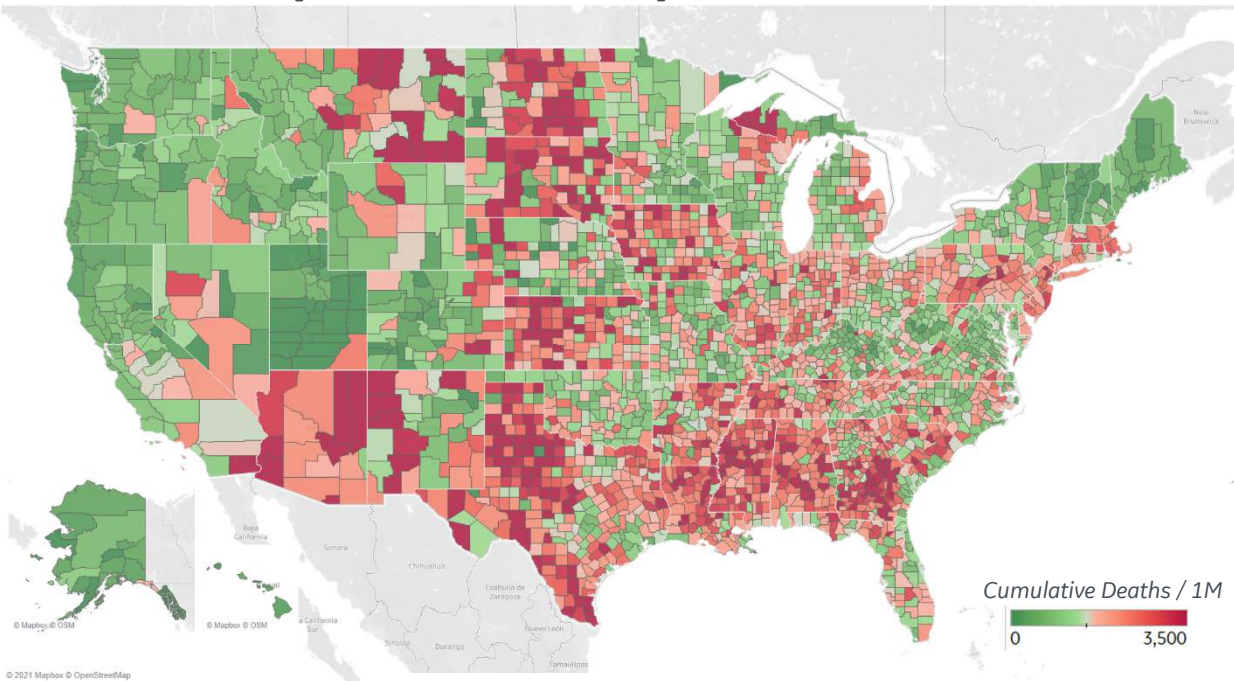


### Top 10 Counties

Total Confirmed Cases / 1M

Miami-Dade County, FL	155,953
Lubbock County, TX	155,524
Webb County, TX	155,115
El Paso County, TX	150,386
Utah County, UT	143,445
Providence County, RI	132,298
San Bernardino County, CA	132,241
Greenville County, SC	125,432
Brown County, WI	125,046
Rockland County, NY	124,028

## Reported **Deaths** per 1M to date



### Top 10 Counties

Total Reported Deaths / 1M

New York City*	5,582
Cameron County, TX	3,620
Passaic County, NJ	3,447
Essex County, NJ	3,403
Union County, NJ	3,252
Ocean County, NJ	3,156
Hidalgo County, TX	3,112
Hudson County, NJ	3,049
Hampden County, MA	2,972
Providence County, RI	2,914

\* New York City counties aggregated into one reporting area

**Note:** Lists includes counties  $\geq 250K$  population



## Per 1M in Region

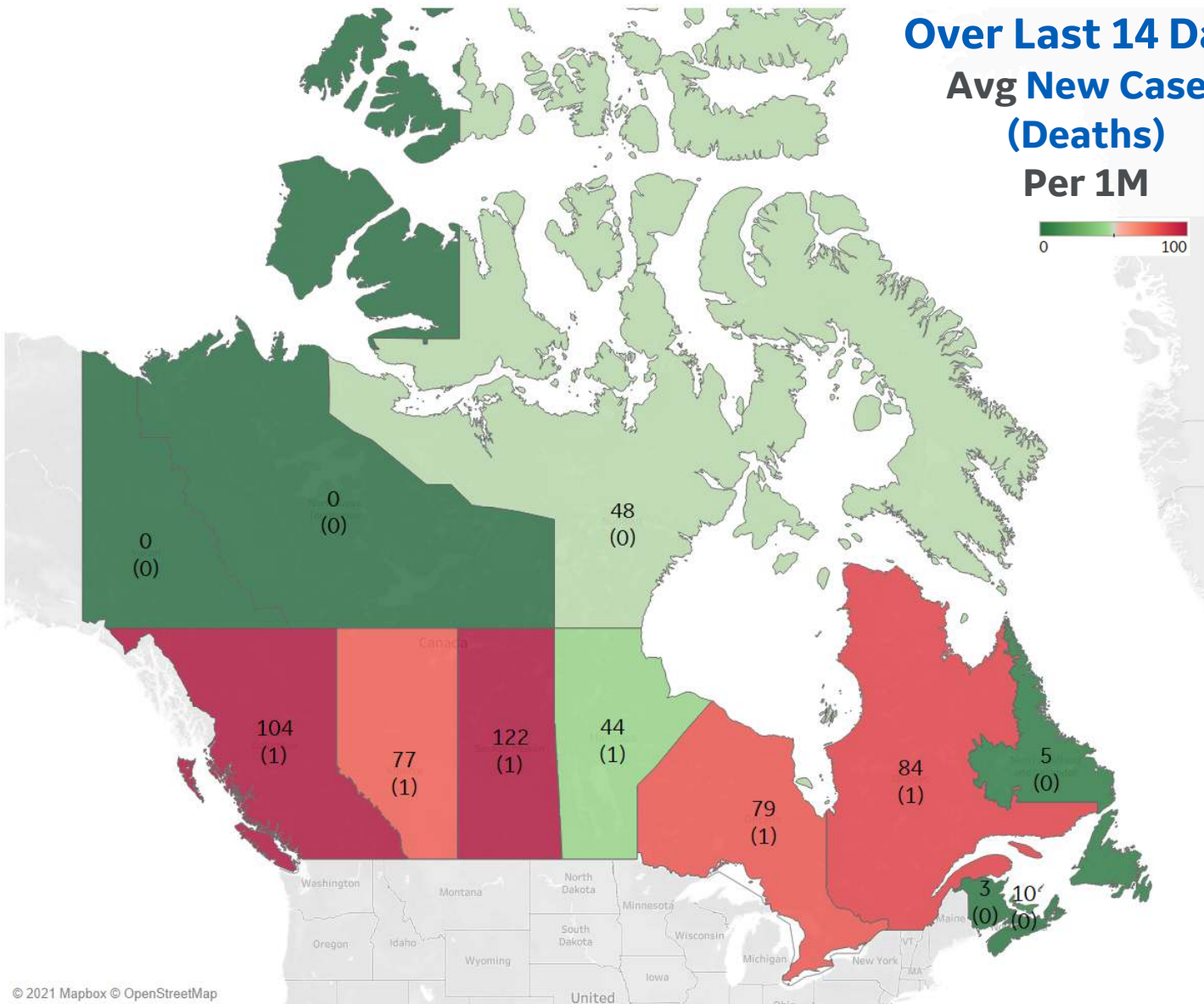
	Today	Change
Active Cases	809	+1.4%
Confirmed	82 new	+0.3%
Deaths	1 new	+0.2%
Recovered	70 new	+0.3%

## Most Daily New Cases / 1M

Saskatchewan	122
British Columbia	104
Quebec	84
Alberta	77
Ontario	79
Manitoba	44

\* Excludes regions with population < 1M

## Over Last 14 Days Avg New Cases (Deaths) Per 1M





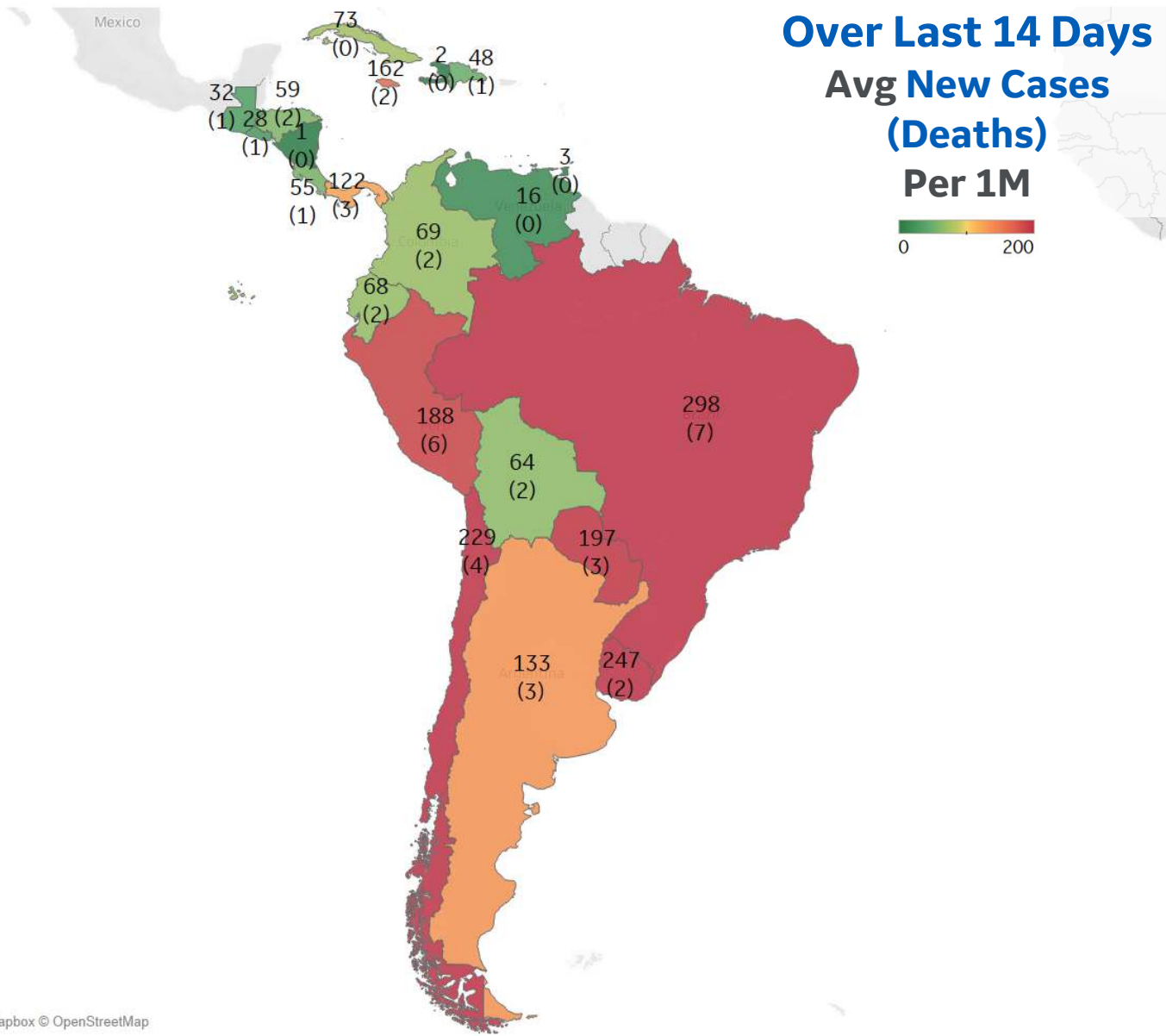
## Per 1M in Region

	Today	Change
Active Cases	3,087	+1.3%
Confirmed	215 new	+0.6%
Deaths	6 new	+0.6%
Recovered	171 new	+0.5%

## Most Daily New Cases / 1M

Brazil	298
Uruguay	247
Chile	229
Paraguay	197
Peru	188
Jamaica	162
Argentina	133
Panama	122
Cuba	73
Colombia	69

\* Excludes regions with population < 1M







# Brazil

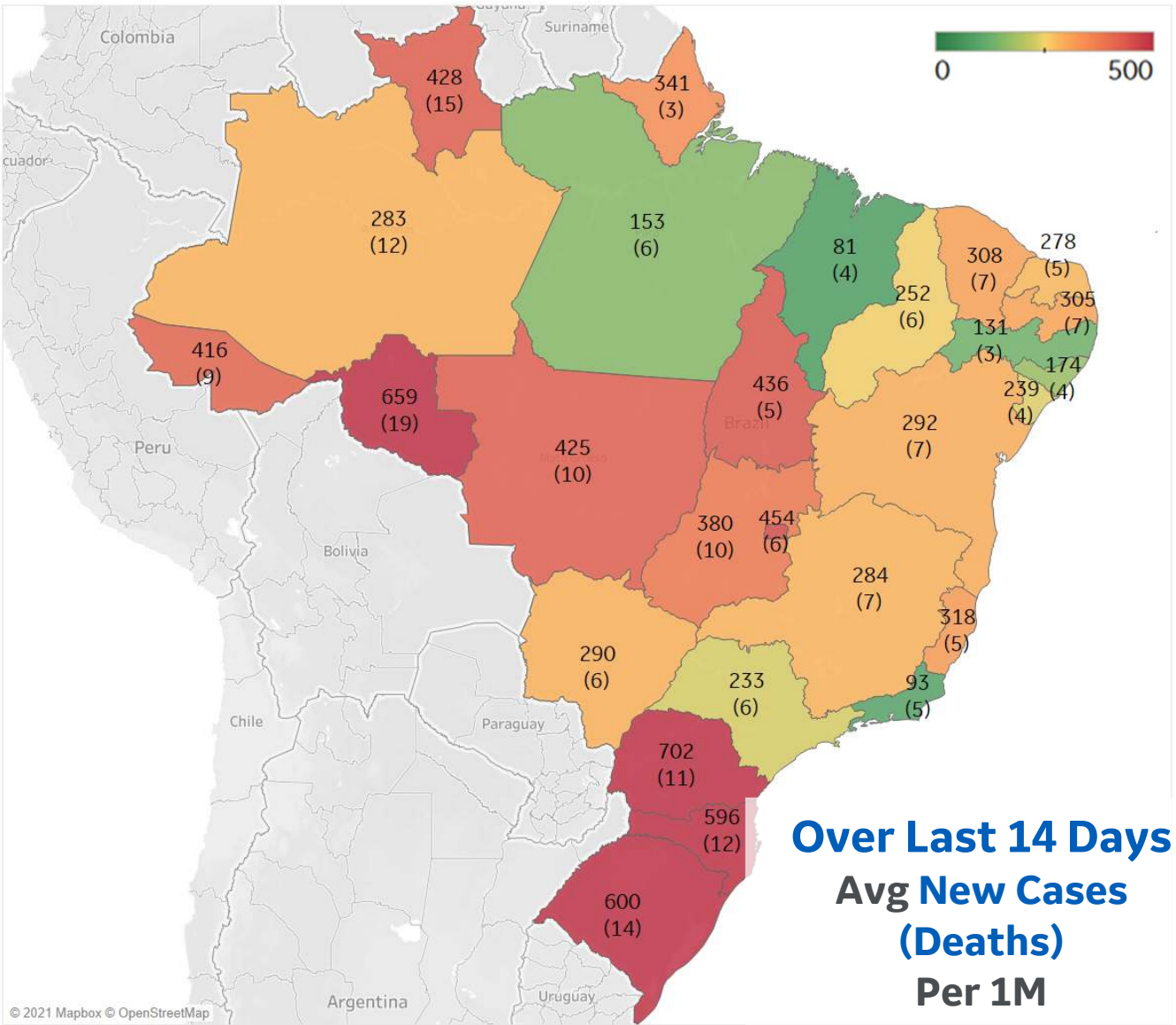
## Per 1M in Region

	Today	Change
Active Cases	4,804	+1.1%
Confirmed	355 new	+0.7%
Deaths	11 new	+0.8%
Recovered	290 new	+0.6%

## Most Daily New Cases / 1M

Paraná	702
Rondônia	659
Rio Grande do ..	600
Santa Catarina	596
Distrito Federal	454
Tocantins	436
MatoGrosso	425
Goiás	380
Espírito Santo	318
Ceará	308

\* Excludes regions with population < 1M



**Over Last 14 Days**  
**Avg New Cases**  
**(Deaths)**  
**Per 1M**





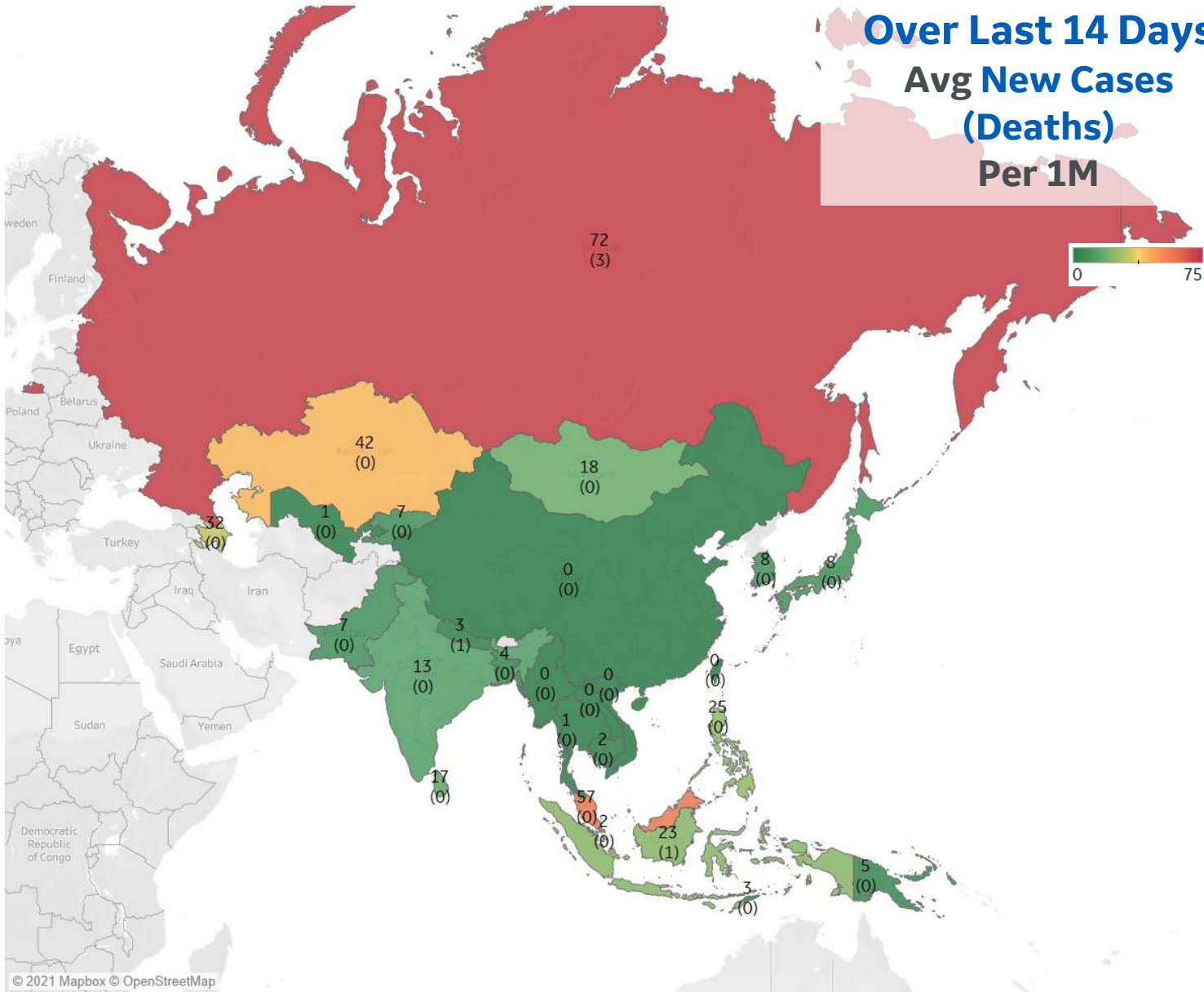
Per 1M in Region

	Today	Change
Active Cases	191	+0.5%
Confirmed	12 new	+0.2%
Deaths	0.2 new	+0.3%
Recovered	11 new	+0.2%

Most Daily New Cases / 1M

Russia	72
Malaysia	57
Kazakhstan	42
Azerbaijan	32
Philippines	25
Indonesia	23
Mongolia	18
Sri Lanka	17
India	13
Japan	8

\* Excludes regions with population < 1M



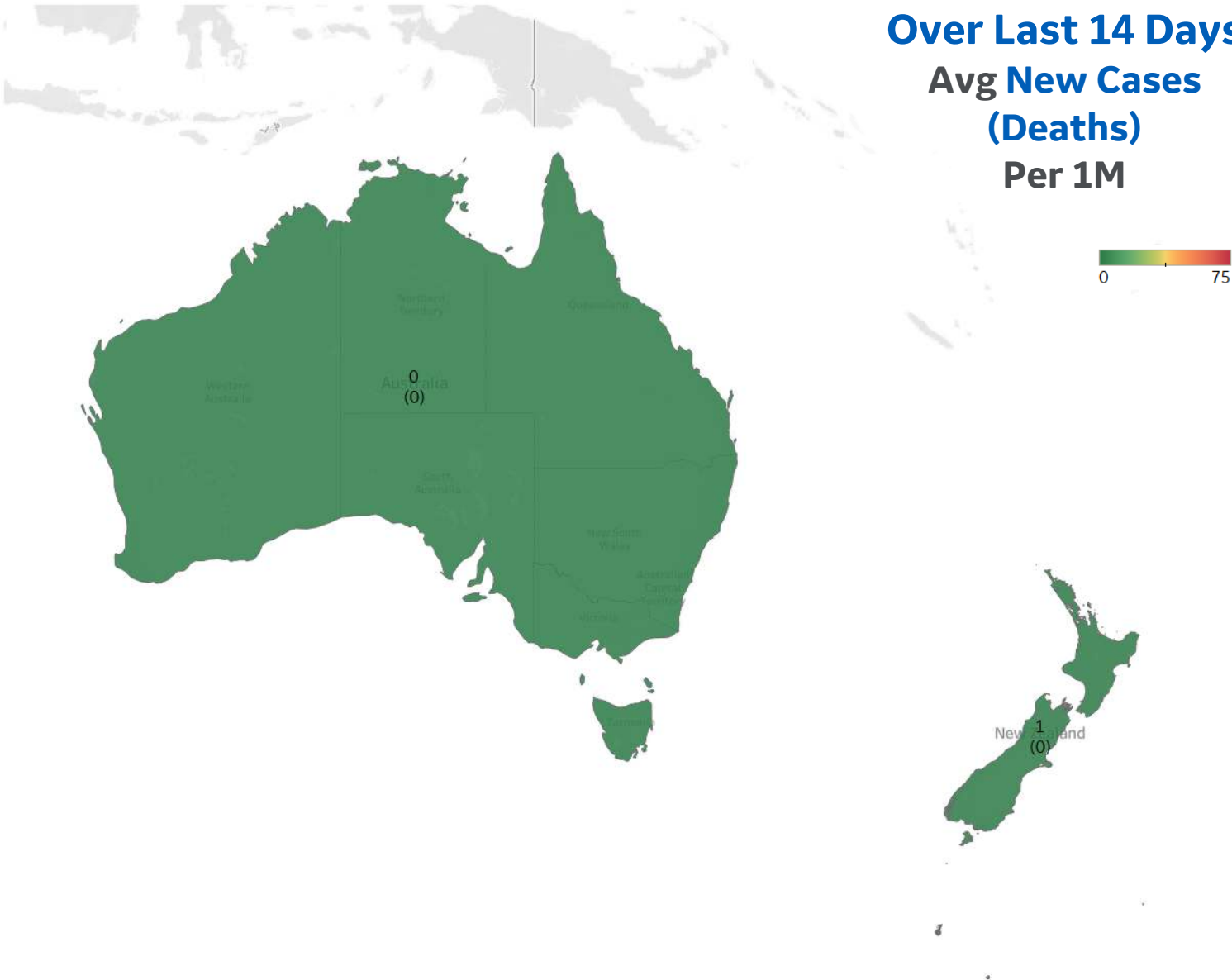


## Per 1M in Region

	Today	Change
Active Cases	171	+0%
Confirmed	0 new	+0%
Deaths	0 new	+0%
Recovered	0 new	+0%

## Most Daily New Cases / 1M

New Zealand	1
Australia	0





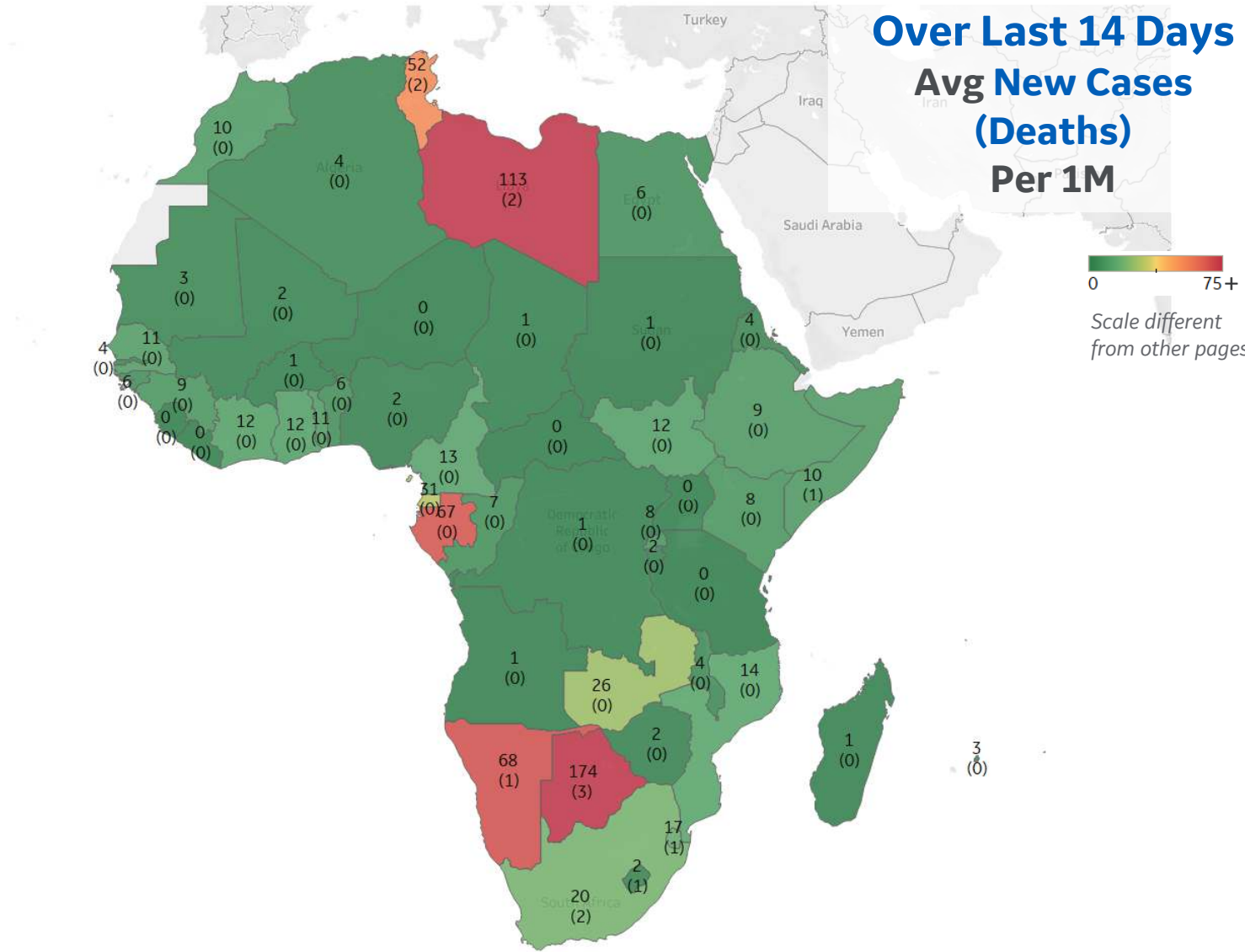
## Per 1M in Region

	Today	Change
Active Cases	233	-0.3%
Confirmed	11 new	+0.4%
Deaths	0.2 new	+0.3%
Recovered	12 new	+0.4%

## Most Daily New Cases / 1M

Botswana	174
Libya	113
Namibia	68
Gabon	67
Tunisia	52
Eq. Guinea	31
Zambia	26
South Africa	20
Eswatini	17
Mozambique	14

\* Excludes regions with population < 1M





*\*\* Per 1M = Per 1 Million Population unless otherwise noted*

**Johns Hopkins Coronavirus Resource Center:**

<https://coronavirus.jhu.edu/map.html>

**Worldometer Coronavirus Reporting:**

<https://www.worldometers.info/coronavirus/>

**Public Health England:**

<https://www.gov.uk/government/publications/covid-19-track-coronavirus-cases>

**US Department of Homeland Security, Homeland Infrastructure Foundation-Level Data:**

<https://hifld-geoplatform.opendata.arcgis.com/datasets/hospitals>

**City of New York, NYC Health:**

<https://www1.nyc.gov/site/doh/covid/covid-19-data.page>

**Chicago Coronavirus Latest Data:**

<https://www.chicago.gov/city/en/sites/covid-19/home/latest-data.html>

**National Health Commission of the PRC:**

<http://www.nhc.gov.cn/xcs/yqtb/202003/bf66696029ba420098164607240074f8.shtml>

**CDC, Severe Outcomes Among Patients with Coronavirus Disease 2019 (COVID-19):**

<https://www.cdc.gov/mmwr/volumes/69/wr/mm6912e2.htm>

**Italian Department of Civil Protection, COVID Monitoring:**

<http://opendatadpc.maps.arcgis.com/apps/opsdashboard/index.html#/b0c68bce2cce478eaac82fe38d4138b1>

**The COVID Tracking Project:**

<https://covidtracking.com/data/>

**UK Office for National Statistics:**

<https://www.ons.gov.uk/peoplepopulationandcommunity/birthsdeathsandmarriages/deaths/bulletins/deathsregisteredweeklyinenglandandwalesprovisional/weekending24april2020>

**COVID-19 Information for Switzerland:**

<https://www.corona-data.ch/>

**European Centre for Disease Prevention and Control:**

<https://www.ecdc.europa.eu/en/publications-data/download-data-hospital-and-icu-admission-rates-and-current-occupancy-covid-19>

Worldwide Survival Rate, last 30d calculation =

$$\frac{[(Total\ Confirmed - Total\ Confirmed\ 30d\ ago) - (Total\ Deaths - Total\ Deaths\ 30d\ ago)]}{(Total\ Confirmed - Total\ Confirmed\ 30d\ ago)}$$

**Secretary of Health, Mexico:**

<https://www.gob.mx/salud/en>

**OECD Economic Outlooks, Statistics:**

[https://www.oecd-ilibrary.org/economics/data/oecd-economic-outlook-statistics-and-projections\\_eo-data-en](https://www.oecd-ilibrary.org/economics/data/oecd-economic-outlook-statistics-and-projections_eo-data-en)

**Public Health Authority of Sweden:**

<https://www.folkhalsomyndigheten.se/smittskydd-beredskap/utbrott/aktuella-utbrott/covid-19/bekraftade-fall-i-sverige>

**CDC Provisional COVID19 Deaths Counts**

<https://data.cdc.gov/NCHS/Provisional-COVID-19-Death-Counts-by-Sex-Age-and-S/9bhg-hcku>

**Canada Regional Data:**

<https://health-infobase.canada.ca/covid-19/epidemiological-summary-covid-19-cases.html#fn1>

**Canada Regional Populations (Q4 2019):**

<https://www150.statcan.gc.ca/t1/tbl1/en/tv.action?pid=1710000901>

**CDC COVID Data Tracker:**

<https://covid.cdc.gov/covid-data-tracker/#vaccinations>

**Our World in Data, Excess Mortality during the Coronavirus pandemic (COVID-19):**

<https://ourworldindata.org/excess-mortality-covid>

**OECD Quarterly National Accounts, Quarterly Growth Rates of Real GDP:**

<https://stats.oecd.org/index.aspx?queryid=350>

**AARP: State-by-State Guide to Face Mask Requirements:**

<https://www.aarp.org/health/healthy-living/info-2020/states-mask-mandates-coronavirus.html>