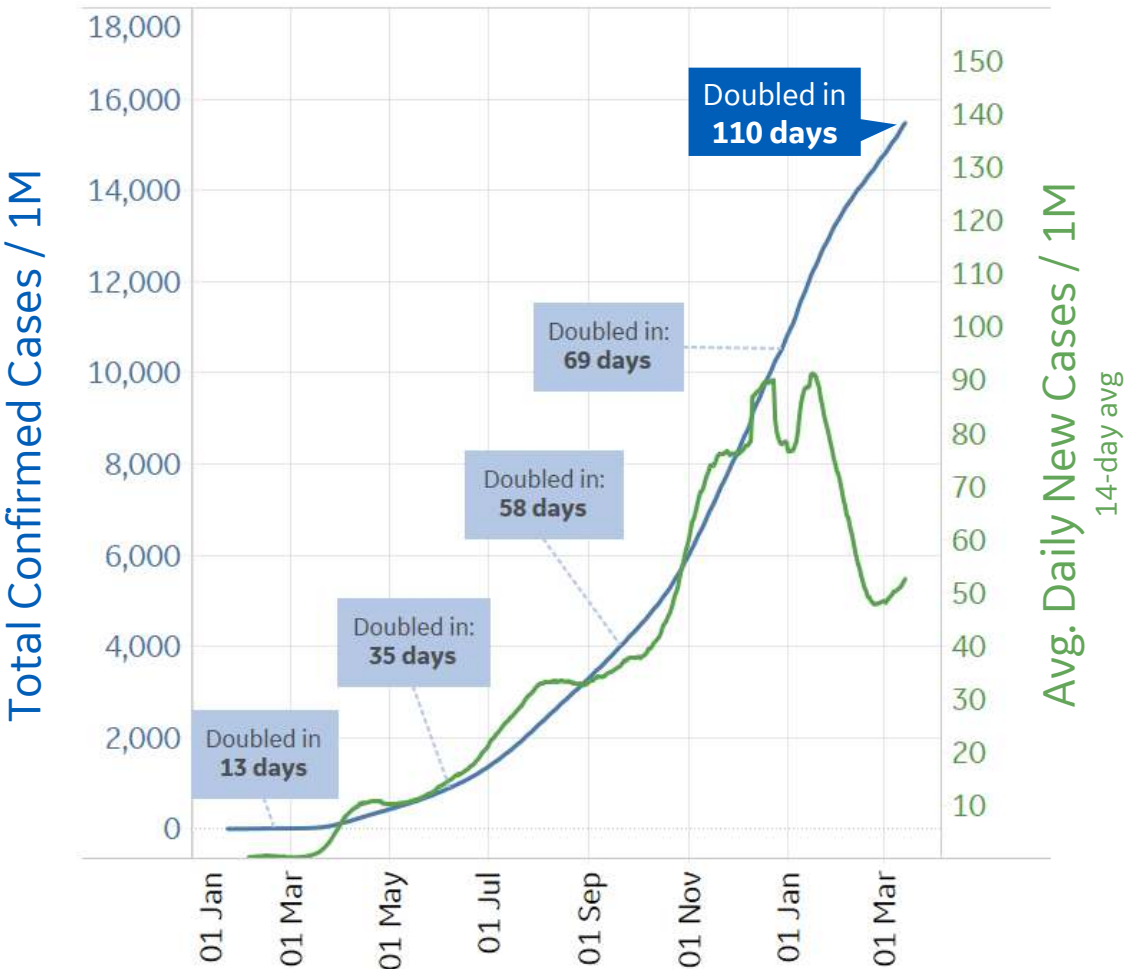




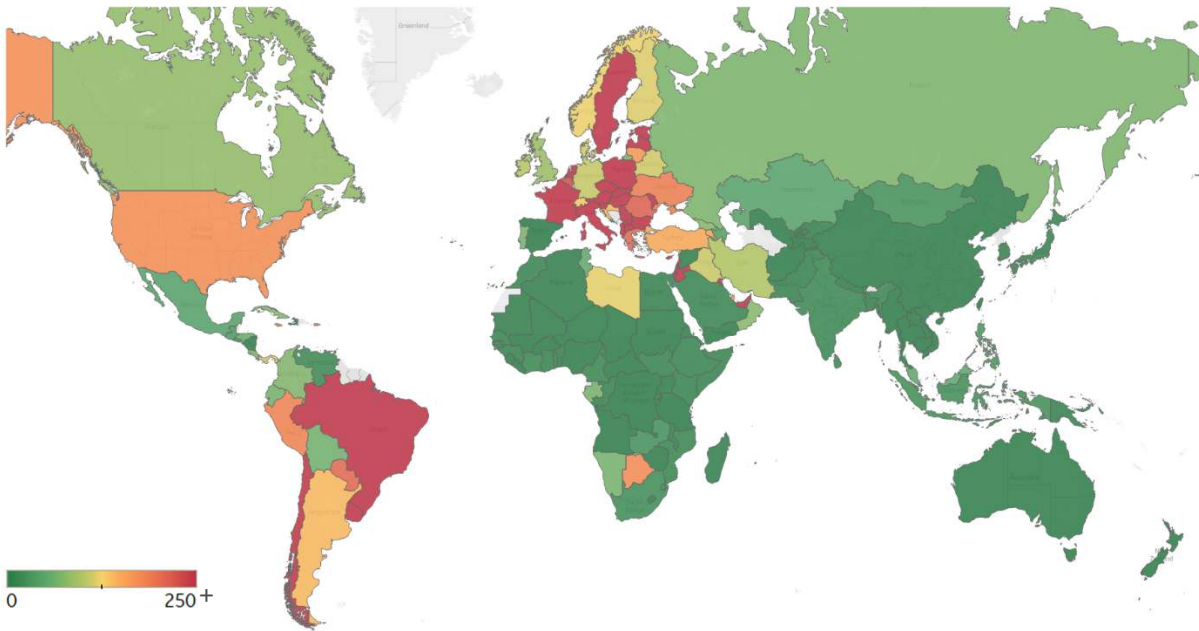
# Global Confirmed & Active Cases

Trend since 22 Jan 2020



Avg. Daily New Cases / 1M

Over the last 14 days



Per 1M:	New Today	Change from 30 days ago
Active	14	+9%
Confirmed	46	+11%
Deaths	1	+11%
Recovered	32	+12%
	To Date	Last 30 Days
Worldwide Survival Rate	97.8%	97.7%

Worldwide Survival Rate = (Confirmed - Deaths) / (Confirmed) in a given time period



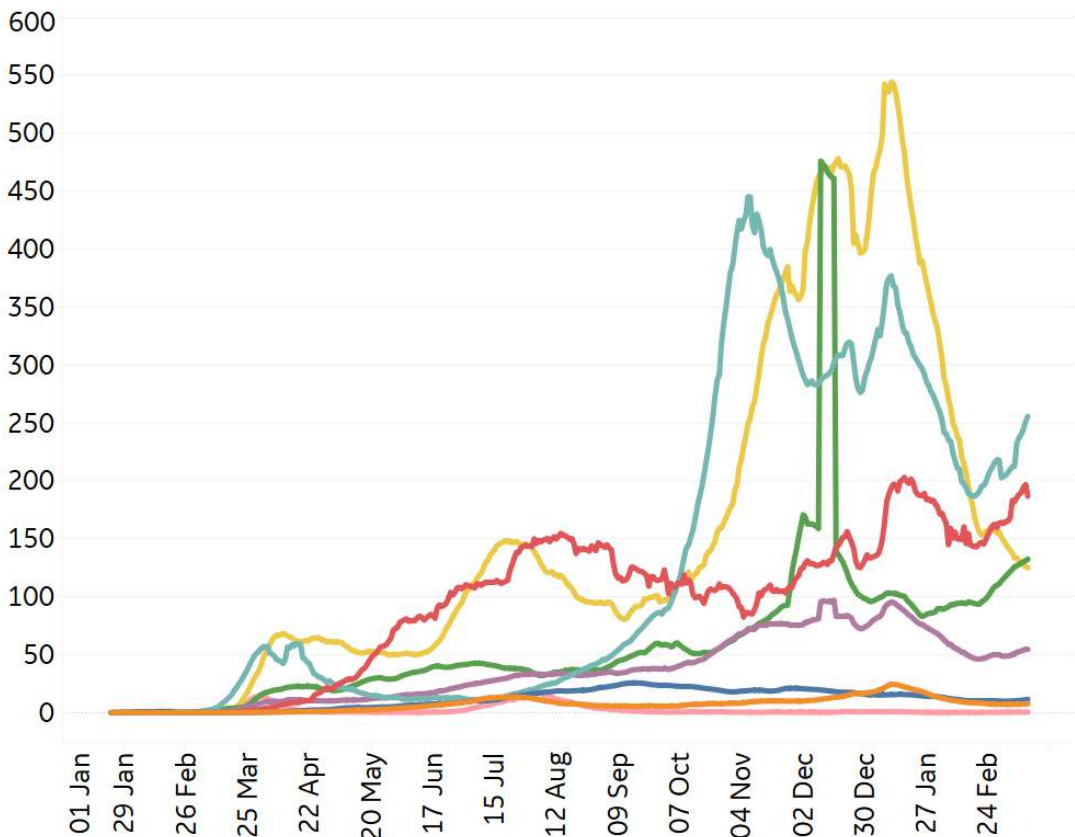
# New Confirmed Cases & New Deaths

Updated 15 Mar 2021, 3:30 GMT 2

Key **World** **North America** **Europe** **Middle East** **Cent & South America** **Asia** **Africa** **Oceania**

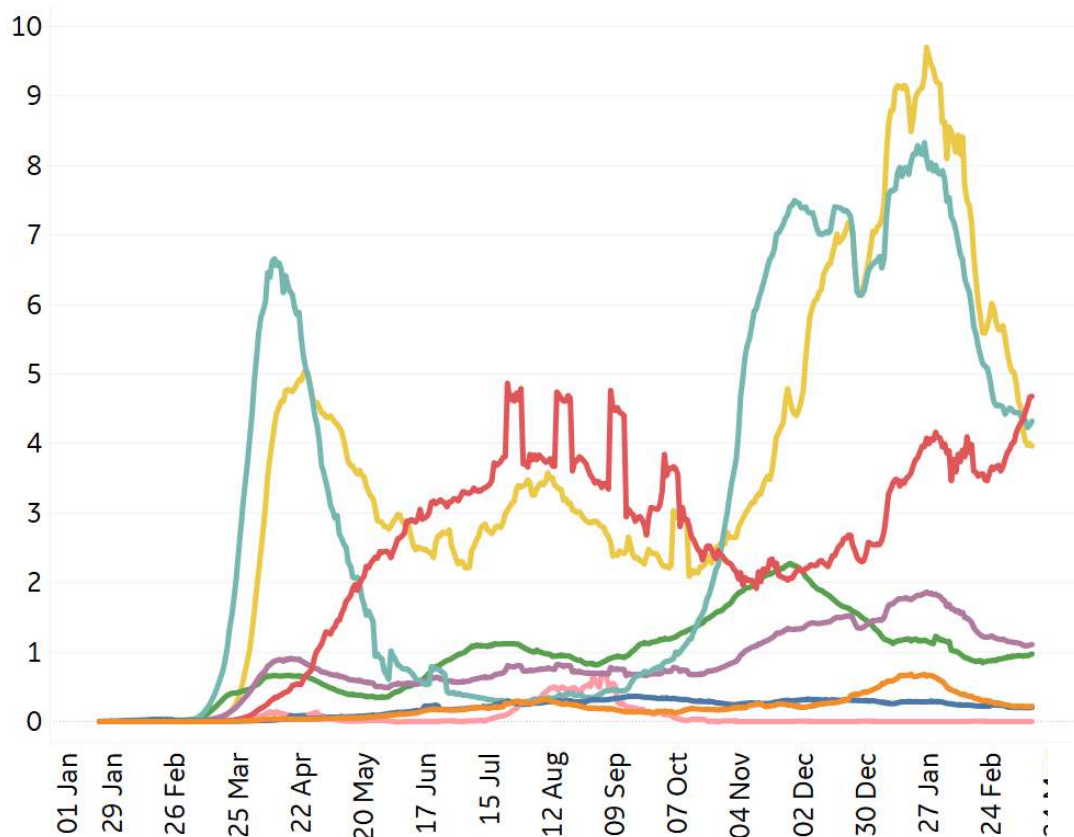
## New Confirmed Cases / 1M

7-day rolling average



## New Deaths / 1M

7-day rolling average



\*Large jump in Middle East confirmed cases due to batched reporting of 823,225 new cases in **Turkey** on 10 Dec



# Top 50 Countries: Per 1M

## 1 - 25

	Average over last 7 days		Total Since 22 Jan			Change from 14d Ago in 14 day avg of daily new	
	New Confirmed	New Deaths	Total Confirmed	Estimated Recovered	Total Deaths	Confirmed	Deaths
Czechia	1,037	20	130,645	113,200	2,169	11%	31%
Belgium	251	2	69,742	64,633	1,936	12%	-12%
Slovenia	337	3	96,383	89,539	1,892	-3%	-18%
UK	85	2	62,925	59,851	1,852	-40%	-53%
Hungary	746	16	53,465	42,612	1,755	114%	56%
Italy	368	6	53,309	46,693	1,689	46%	8%
Bos. and Herz.	289	9	43,331	38,263	1,660	100%	97%
Portugal	58	2	79,855	77,268	1,636	-48%	-63%
Bulgaria	375	14	40,089	33,929	1,624	82%	93%
US	162	4	88,938	84,928	1,616	-16%	-21%
North Macedo..	376	9	54,069	47,744	1,593	72%	23%
Slovakia	369	18	61,818	54,867	1,562	-3%	3%
Spain	106	3	68,094	66,652	1,545	-104%	-29%
Peru	186	5	42,702	38,670	1,481	-5%	-2%
Panama	102	2	80,634	77,622	1,389	-20%	-29%
France	367	4	63,301	57,068	1,388	9%	-13%
Croatia	158	3	61,152	57,803	1,383	52%	-27%
Brazil	312	9	54,024	48,330	1,309	30%	48%
Sweden	390	2	70,552	63,783	1,302	13%	-20%
EU	290	5	54,154	49,197	1,294	15%	-6%
Lithuania	166	4	75,446	71,906	1,247	-26%	-13%
Poland	422	7	50,378	43,856	1,247	69%	15%
Colombia	74	2	45,264	43,051	1,202	-9%	-36%
Argentina	146	2	48,582	45,440	1,188	8%	-1%
Switzerland	138	1	65,935	62,951	1,168	11%	-27%

## 26 - 50

	Average over last 7 days		Total Since 22 Jan			Change from 14d Ago in 14 day avg of daily new	
	New Confirmed	New Deaths	Total Confirmed	Estimated Recovered	Total Deaths	Confirmed	Deaths
Chile	264	4	46,615	42,004	1,134	37%	7%
Romania	233	4	44,689	40,572	1,117	44%	15%
Armenia	179	2	60,199	56,966	1,098	119%	24%
Moldova	326	8	50,685	44,900	1,073	25%	28%
Austria	293	3	54,802	50,027	985	31%	-11%
Netherlands	314	2	68,455	63,459	945	16%	-32%
Latvia	261	5	49,720	44,756	937	-20%	-11%
Ireland	102	3	45,920	43,554	918	-29%	-42%
Kosovo	269	4	41,224	36,180	915	64%	85%
Georgia	77	3	68,934	66,959	914	-19%	-13%
Lebanon	478	7	61,307	54,161	788	21%	-2%
Albania	227	5	40,821	36,529	711	-27%	3%
Israel	287	2	94,619	88,937	694	-16%	-29%
Ukraine	197	4	34,527	31,227	682	45%	37%
Costa Rica	69	1	41,046	39,551	562	-8%	-28%
Estonia	1,056	7	63,931	48,910	542	46%	38%
Serbia	504	3	59,088	52,023	540	49%	30%
Jordan	691	6	46,756	37,806	524	96%	162%
West Bank an..	391	4	45,809	39,689	496	60%	107%
Denmark	139	0	38,181	36,168	413	36%	-57%
Bahrain	369	1	76,988	71,645	284	-11%	-24%
Kuwait	299	2	49,062	44,416	274	42%	11%
UAE	225	1	43,112	39,445	141	-18%	-16%
Qatar	164	0	59,094	56,715	92	3%	167%
Total World	55	1	15,474	14,396	343	9%	-6%

Change from 14d ago:  
Compares 14d-avgs. of Daily New Cases/Deaths  
today with 14d-avgs. from 14d ago

Estimated Recovered: Cases 14d ago - Deaths today

**Bulgaria** has recorded a 9% increase in total deaths since the beginning of March  
(11,285 deaths by 15 Mar 2021; 10,308 deaths by 1 Mar 2021).

Top 50 countries selected by Cases / 1M  
Sorted by Total Deaths / 1M  
Excluded countries with population < 1M



# Top 50 Countries: Raw Volume

Updated 15 Mar 2021, 3:30 GMT 4

## 1 - 25

	Average over last 7 days		Total Since 22 Jan			Change from 14d Ago in 14 day avg of daily new	
	New Confirmed	New Deaths	Total Confirmed	Estimated Recovered	Total Deaths	Confirmed	Deaths
EU	128,907	2,139	24,112,130	21,904,836	576,013	15%	-6%
US	53,670	1,354	29,438,775	28,111,485	534,888	-16%	-21%
Brazil	66,289	1,831	11,483,370	10,273,030	278,229	30%	48%
Mexico	5,384	587	2,166,290	1,892,228	194,710	-16%	-22%
India	22,277	125	11,385,339	10,953,516	158,725	40%	10%
UK	5,792	145	4,271,710	4,063,074	125,753	-40%	-53%
Italy	22,237	337	3,223,142	2,823,120	102,145	46%	8%
France	23,971	265	4,131,874	3,725,056	90,583	9%	-13%
Russia	9,588	421	4,341,381	4,107,842	90,558	-17%	0%
Germany	10,027	211	2,578,842	2,376,832	73,463	18%	-34%
Spain	4,956	160	3,183,704	3,116,295	72,258	-104%	-29%
Iran	8,180	78	1,746,953	1,569,939	61,230	3%	3%
Colombia	3,784	91	2,303,144	2,190,547	61,143	-9%	-36%
Argentina	6,584	113	2,195,722	2,053,695	53,670	8%	-1%
South Africa	1,193	93	1,529,420	1,462,067	51,326	-26%	-36%
Peru	6,143	166	1,407,963	1,275,022	48,841	-5%	-2%
Poland	15,960	270	1,906,632	1,659,808	47,178	69%	15%
Indonesia	5,685	166	1,419,455	1,296,208	38,426	-28%	-24%
Ukraine	8,606	190	1,509,983	1,365,693	29,835	45%	37%
Turkey	14,139	66	2,879,390	2,672,099	29,489	54%	-16%
Czechia	11,107	216	1,399,078	1,212,254	23,226	11%	31%
Canada	3,199	32	914,595	849,239	22,455	4%	-36%
Belgium	2,913	26	808,283	749,070	22,441	12%	-12%
Chile	5,046	85	891,110	802,951	21,674	37%	7%
Romania	4,489	83	859,709	780,511	21,483	44%	15%

## 26 - 50

	Average over last 7 days		Total Since 22 Jan			Change from 14d Ago in 14 day avg of daily new	
	New Confirmed	New Deaths	Total Confirmed	Estimated Recovered	Total Deaths	Confirmed	Deaths
Hungary	7,210	154	516,490	411,647	16,952	114%	56%
Portugal	595	21	814,257	787,878	16,684	-48%	-63%
Ecuador	1,103	28	302,221	269,919	16,236	-15%	-13%
Netherlands	5,388	34	1,172,975	1,087,364	16,200	16%	-32%
Iraq	4,519	26	758,184	681,738	13,751	21%	52%
Pakistan	2,193	44	607,453	567,828	13,537	51%	14%
Sweden	3,938	20	712,527	644,163	13,146	13%	-20%
Philippines	3,869	45	621,498	563,523	12,829	66%	-36%
Bulgaria	2,607	96	278,557	235,753	11,285	82%	93%
Switzerland	1,194	9	570,645	544,820	10,112	11%	-27%
Austria	2,643	23	493,568	450,567	8,873	31%	-11%
Morocco	388	6	488,937	474,931	8,723	2%	-32%
Japan	1,133	47	447,287	423,503	8,587	-5%	-24%
Bangladesh	1,009	12	557,395	537,671	8,545	99%	2%
Slovakia	2,016	99	337,503	299,555	8,528	-3%	3%
Saudi Arabia	368	6	382,407	370,816	6,567	8%	20%
Israel	2,486	17	818,977	769,796	6,011	-16%	-29%
Panama	441	10	347,919	334,921	5,994	-20%	-29%
Lebanon	3,263	48	418,448	369,670	5,380	21%	-2%
Jordan	7,048	59	477,053	385,744	5,346	96%	162%
Serbia	4,405	22	516,277	454,540	4,719	49%	30%
Belarus	973	8	302,323	285,211	2,095	-19%	-6%
UAE	2,221	10	426,397	390,129	1,395	-18%	-16%
Malaysia	1,472	6	323,763	299,542	1,210	-37%	-52%
Total World	423,075	8,579	119,875,203	111,523,407	2,653,652	9%	-6%

\*Change from 14d ago:  
Compares 14d-avgs. of Daily New Cases/Deaths today with 14d-avgs. from 14d ago  
Estimated Recovered: Cases 14d ago - Deaths today

**Jordan** has recorded 150,198 new cases since the beginning of February.  
This represents 31% of the country's total count of 477,053 confirmed cases.

Top 50 countries selected by Total Cases  
Sorted by Raw Total Deaths  
Excluded countries with population < 1M

N/A\*\* due to inconsistent reporting of Recovered Cases





# United States: Per 1M



## 1 - 25

	Average over last 7 days		Total Since 22 Jan			Change from 14d Ago in 14 day avg of daily new	
	New Confirmed	New Deaths	Total Confirmed	Estimated Recovered	Total Deaths	Confirmed	Deaths
New Jersey	406	5	94,330	86,178	2,691	12%	-18%
New York	343	5	89,514	81,986	2,516	-6%	-23%
Rhode Island	321	4	123,189	116,160	2,423	2%	63%
Massachusetts	227	5	87,386	81,901	2,415	-9%	-17%
Mississippi	154	4	101,063	96,734	2,319	-19%	0%
Arizona	123	4	114,408	109,941	2,274	-18%	-43%
Connecticut	210	2	81,502	76,342	2,178	-16%	-41%
South Dakota	167	2	129,567	124,924	2,161	4%	-45%
Louisiana	111	4	94,087	90,392	2,126	-29%	-13%
Alabama	112	5	102,724	98,492	2,106	-15%	-42%
North Dakota	110	2	132,504	129,020	1,953	-4%	-7%
Pennsylvania	195	2	75,633	70,985	1,915	-3%	-40%
Indiana	112	3	99,901	96,375	1,910	-15%	-29%
New Mexico	95	3	89,808	86,454	1,837	-30%	-27%
Illinois	124	2	95,428	91,810	1,831	-7%	-23%
Arkansas	101	7	108,338	105,024	1,814	-52%	1150%
Iowa	146	4	108,678	104,855	1,788	-11%	-28%
S. Carolina	210	3	103,603	98,655	1,724	-44%	-40%
Georgia	139	4	97,367	93,083	1,716	-35%	-35%
Tennessee	129	2	115,629	111,780	1,704	-17%	-52%
Michigan	200	2	67,097	62,961	1,679	48%	-33%
Nevada	144	4	97,166	93,708	1,662	2%	-35%
Kansas	89	0	102,974	99,961	1,640	-47%	-76%
Texas	157	5	94,064	89,895	1,601	-11%	12%
Delaware	297	5	92,816	87,590	1,548	-6%	39%

## 26 - 51

	Average over last 7 days		Total Since 22 Jan			Change from 14d Ago in 14 day avg of daily new	
	New Confirmed	New Deaths	Total Confirmed	Estimated Recovered	Total Deaths	Confirmed	Deaths
Ohio	131	0	84,625	81,234	1,529	-22%	-84%
Florida	212	4	92,040	87,391	1,502	-17%	-32%
DC	221	2	60,235	56,050	1,475	14%	-37%
California	86	9	91,695	88,842	1,432	-31%	-13%
West Virginia	161	16	75,590	72,162	1,412	-15%	156%
Missouri	88	3	93,037	90,308	1,411	-29%	-24%
Maryland	145	2	65,078	61,871	1,331	2%	-43%
Montana	113	1	95,212	92,219	1,302	-29%	17%
Wisconsin	91	2	107,405	104,800	1,232	-21%	-40%
Minnesota	187	5	88,196	84,718	1,208	16%	146%
Wyoming	98	2	95,313	92,790	1,194	-39%	-17%
Oklahoma	126	6	109,296	106,093	1,188	-27%	-32%
Virginia	151	7	69,678	66,315	1,174	-28%	-5%
Kentucky	176	5	93,161	89,451	1,115	-27%	-3%
N. Carolina	144	3	84,164	80,745	1,115	-34%	-34%
Nebraska	119	1	105,788	102,747	1,100	3%	-44%
Idaho	184	2	98,058	94,697	1,069	12%	-12%
Colorado	182	1	77,095	73,326	1,048	8%	-31%
New Hampshire	184	2	57,817	54,589	882	-27%	-22%
Washington	92	2	45,887	43,947	673	-18%	-41%
Utah	157	2	118,024	115,163	632	-28%	-35%
Oregon	79	1	37,844	36,341	551	-24%	61%
Maine	132	2	34,989	32,667	539	14%	-61%
Alaska	180	0	82,301	79,225	418	5%	100%
Vermont	185	1	27,068	24,013	343	11%	-33%
Hawaii	45	1	20,167	19,288	318	13%	-8%

\*Change from 14d ago:  
Compares 14d-avgs. of Daily New Cases/Deaths  
today with 14d-avgs. from 14d ago

Estimated Recovered: Cases 14d ago - Deaths today

**Vermont** recorded the highest state increase in cases per 1 million, up 11%, from the beginning of March (24,494 cases/1M on 1 Mar 2021; 27,068 cases/1M on 14 Mar 2021).

Sorted by Total Deaths / 1M

N/As due to states revising and updating case counts



# United States: Raw Volume



1 - 25	Average over last 7 days		Total Since 22 Jan			Change from 14d Ago in 14 day avg of daily new	
	New Confirmed	New Deaths	Total Confirmed	Estimated Recovered	Total Deaths	Confirmed	Deaths
California	3,402	336	3,623,063	3,510,341	56,573	-31%	-13%
New York	6,673	88	1,741,363	1,594,914	48,953	-6%	-23%
Texas	4,558	158	2,727,462	2,606,590	46,423	-11%	12%
Florida	4,545	82	1,976,808	1,876,966	32,255	-17%	-32%
Pennsylvania	2,498	25	968,259	908,751	24,510	-3%	-40%
New Jersey	3,607	47	837,861	765,453	23,903	12%	-18%
Illinois	1,570	27	1,209,245	1,163,406	23,207	-7%	-23%
Georgia	1,471	44	1,033,786	988,306	18,215	-35%	-35%
Ohio	1,531	0	989,191	949,552	17,870	-22%	-84%
Michigan	2,002	16	670,088	628,781	16,769	48%	-33%
Massachusetts	1,565	33	602,308	564,503	16,645	-9%	-17%
Arizona	898	32	832,743	800,229	16,553	-18%	-43%
Indiana	756	17	672,554	648,817	12,856	-15%	-29%
N. Carolina	1,506	27	882,715	846,857	11,691	-34%	-34%
Tennessee	881	13	789,652	763,365	11,639	-17%	-52%
Alabama	551	26	503,673	482,925	10,327	-15%	-42%
Virginia	1,291	60	594,735	566,031	10,019	-28%	-5%
Louisiana	515	19	437,393	420,216	9,884	-29%	-13%
S. Carolina	1,079	17	533,421	507,948	8,875	-44%	-40%
Missouri	541	21	571,005	554,260	8,660	-29%	-24%
Maryland	875	13	393,441	374,051	8,048	2%	-43%
Connecticut	750	9	290,577	272,181	7,765	-16%	-41%
Wisconsin	529	10	625,359	610,191	7,176	-21%	-40%
Mississippi	457	13	300,780	287,894	6,901	-19%	0%
Minnesota	1,054	28	497,392	477,780	6,814	16%	146%

26 - 51	Average over last 7 days		Total Since 22 Jan			Change from 14d Ago in 14 day avg of daily new	
	New Confirmed	New Deaths	Total Confirmed	Estimated Recovered	Total Deaths	Confirmed	Deaths
Colorado	1,028	7	440,220	418,656	6,021	4%	-33%
Iowa	461	12	341,838	329,623	5,621	-16%	-24%
Arkansas	326	20	326,040	312,712	5,410	12%	-93%
Washington	685	11	347,884	332,546	5,107	-11%	-47%
Nevada	385	11	297,765	287,550	5,080	-18%	-50%
Kentucky	813	27	414,131	396,829	4,921	-27%	-2%
Kansas	298	5	299,562	290,408	4,807	-45%	-69%
Oklahoma	615	24	430,944	417,455	4,701	-31%	13%
New Mexico	223	11	187,720	180,235	3,845	-23%	-9%
Rhode Island	342	3	130,120	122,622	2,563	3%	11%
West Virginia	260	4	134,496	128,475	2,338	-16%	-53%
Oregon	282	5	158,644	152,238	2,316	-25%	-24%
Nebraska	274	4	203,890	198,041	2,122	-28%	-19%
Utah	522	7	376,973	367,418	2,015	-31%	8%
Idaho	289	4	174,610	168,689	1,906	8%	-5%
South Dakota	157	1	114,163	110,059	1,905	4%	-23%
Delaware	291	7	89,680	84,307	1,494	-1%	57%
North Dakota	77	1	100,726	98,136	1,485	-13%	27%
Montana	128	2	101,424	98,054	1,391	-24%	37%
New Hampshire	227	2	77,764	73,377	1,191	-31%	-39%
DC	159	2	42,128	39,084	1,038	26%	3%
Maine	174	3	46,448	43,395	723	13%	-63%
Wyoming	61	1	55,112	53,511	691	-26%	-17%
Hawaii	56	1	28,284	27,086	447	14%	18%
Alaska	137	0	60,099	57,846	305	3%	50%
Vermont	116	1	16,500	14,629	211	4%	-47%

\*Change from 14d ago:  
Compares 14d-avgs. of Daily New Cases/Deaths  
today with 14d-avgs. from 14d ago

Estimated Recovered: Cases 14d ago - Deaths today

In **45 states**, at least 10 percent of the population are fully vaccinated.  
7 days ago, only **17 states** recorded at least 10 percent vaccinated.

Sorted by Raw Total Deaths

N/As due to states revising and updating case counts





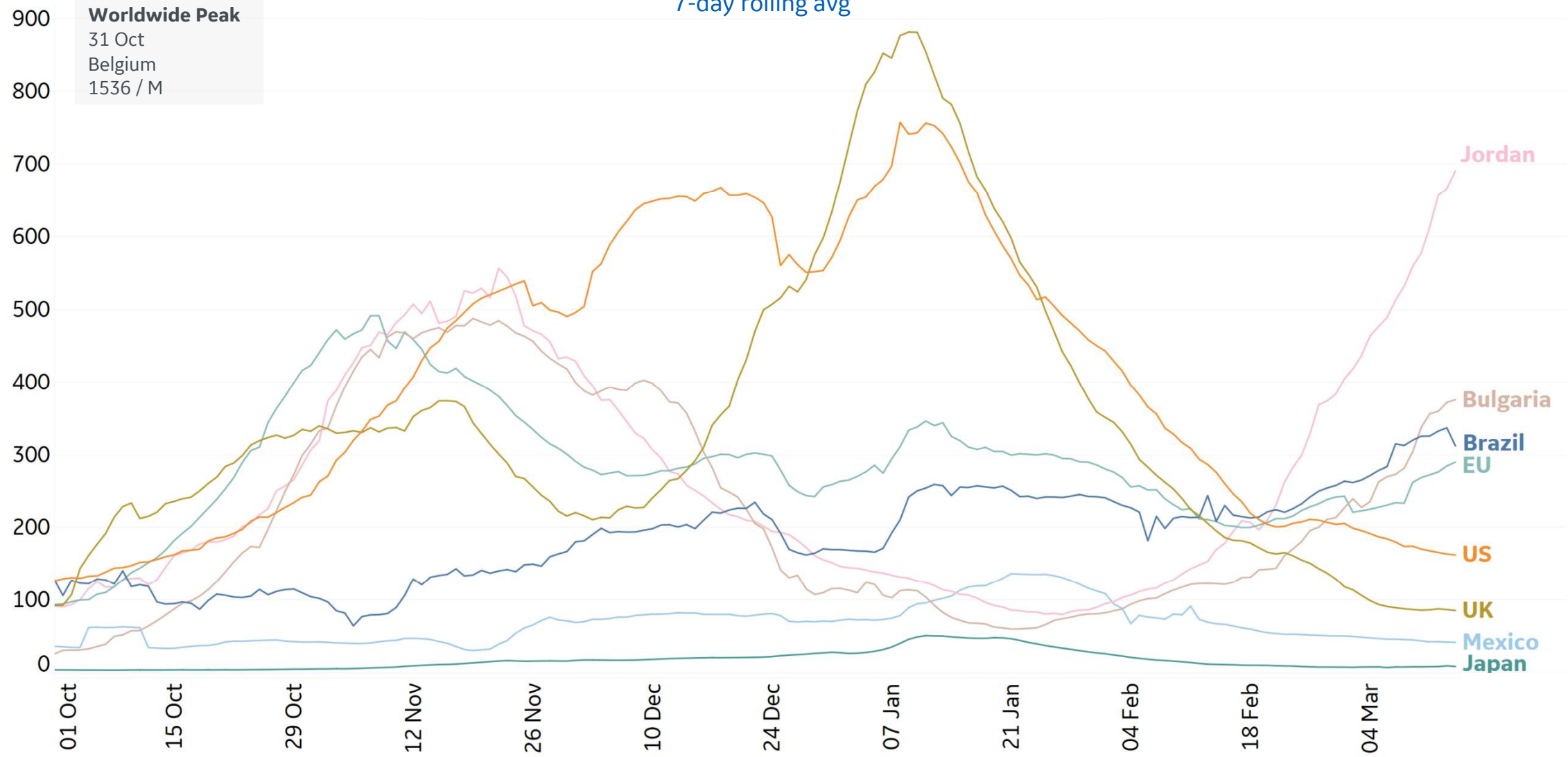
# New Confirmed Cases in Select Countries

Updated 15 Mar 2021, 3:30 GMT

7

## Daily New Confirmed Cases / 1M

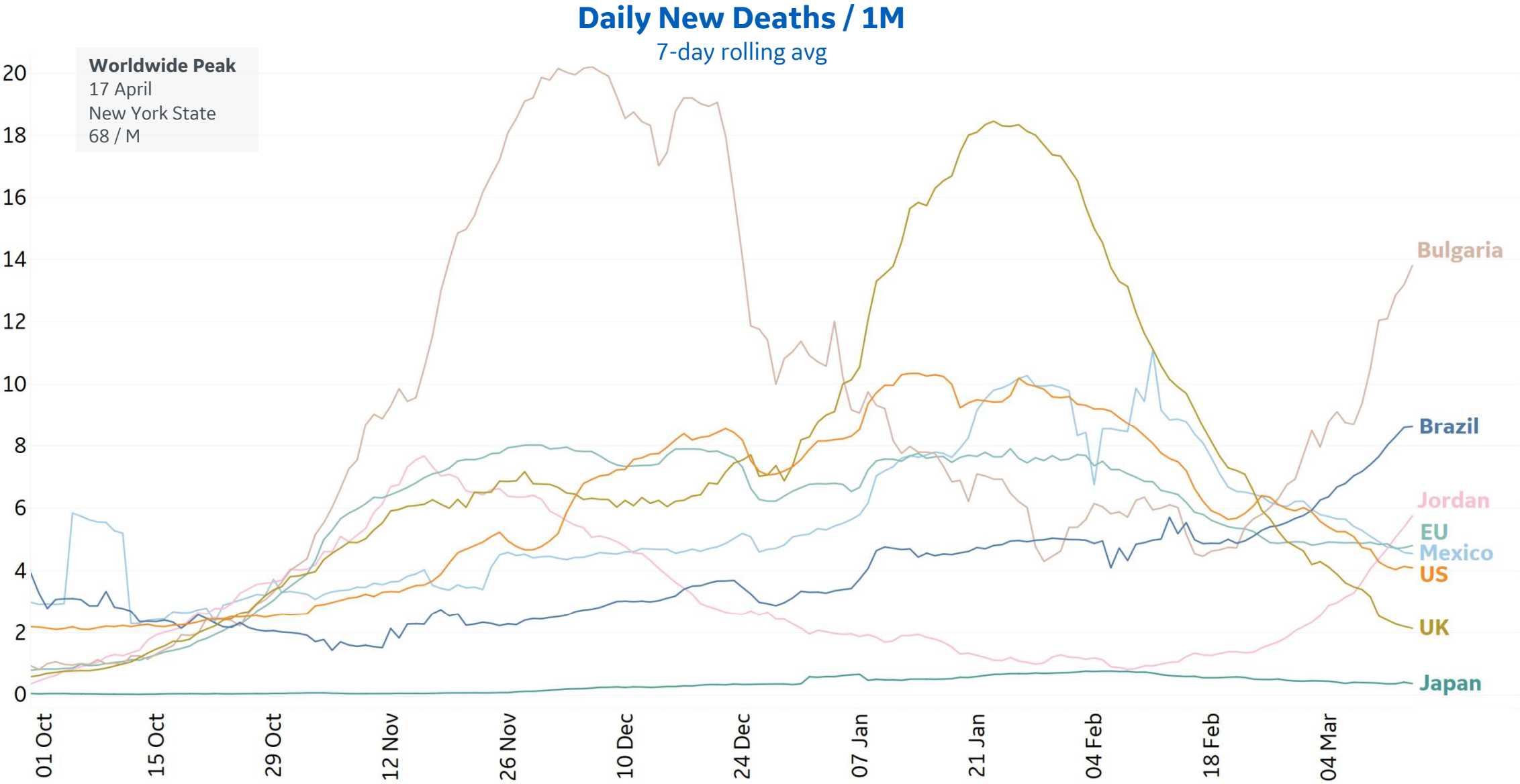
7-day rolling avg





# New Deaths in Select Countries

Updated 15 Mar 2021, 3:30 GMT



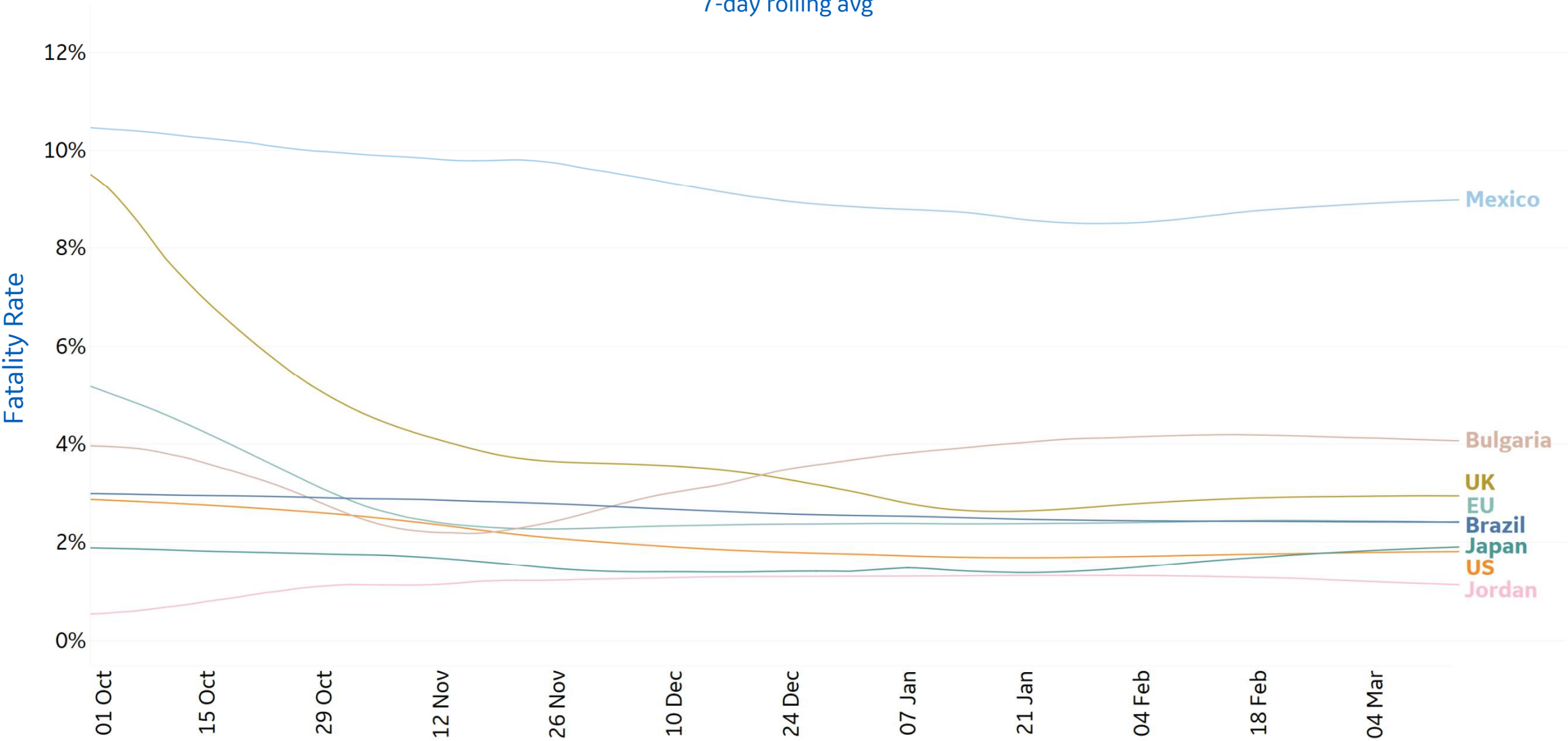






# Fatality Rate in Select Countries

Deaths / Confirmed Cases  
7-day rolling avg

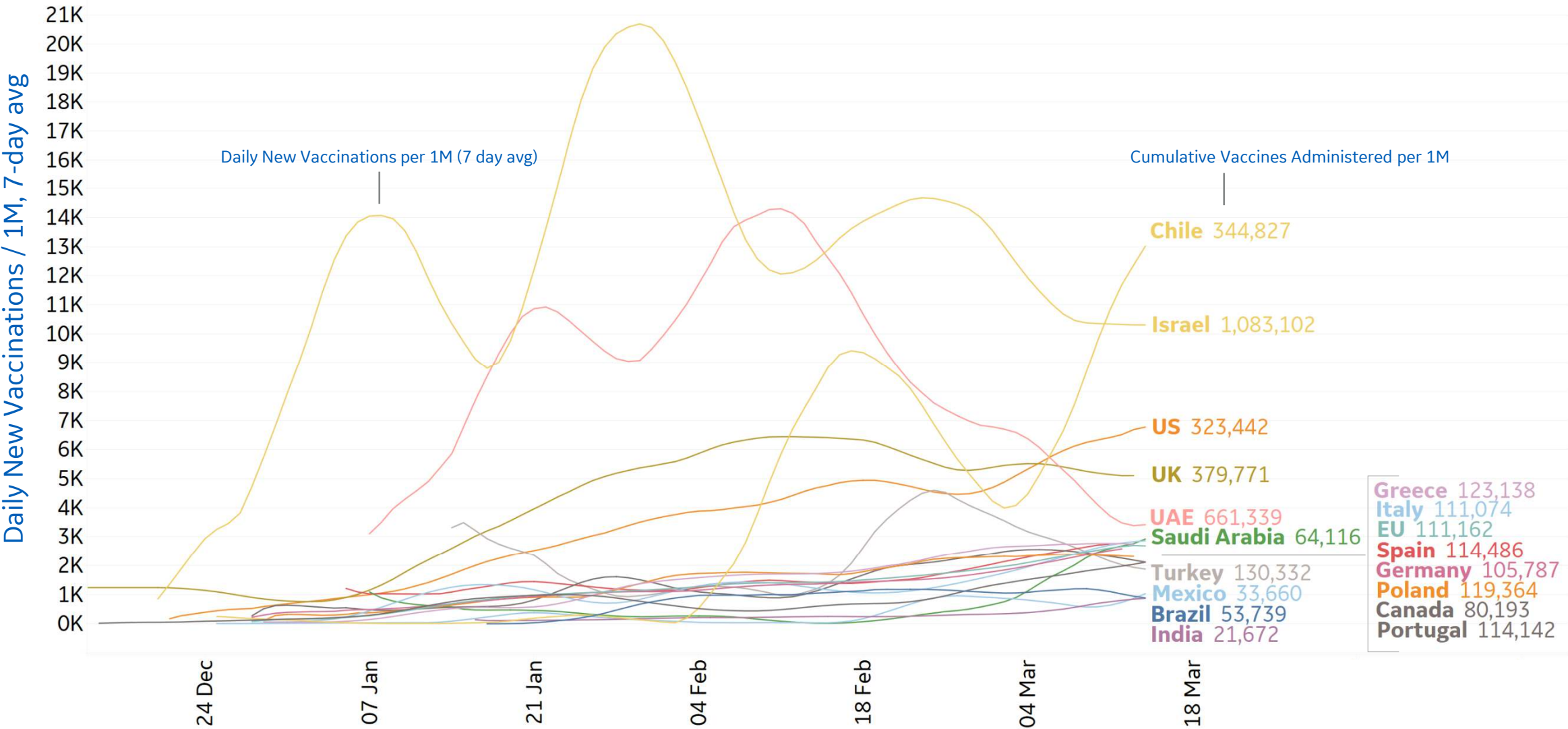




# Daily & Total Vaccinations, Select Countries



Select countries with data available







# US State Vaccinations to Date



State	% Fully Vaccinated	% Rec'd at Least 1 Dose	Population
Alaska	17.9%	27.7%	731,545
New Mexico	16.6%	29.0%	2,096,829
South Dakota	15.2%	27.4%	884,659
West Virginia	14.5%	23.3%	1,792,147
North Dakota	14.5%	25.9%	762,062
Hawaii	14.3%	23.3%	1,415,872
Connecticut	13.9%	26.2%	3,565,287
Montana	13.9%	23.5%	1,068,778
Wyoming	13.9%	22.3%	578,759
Maine	13.8%	25.5%	1,344,212
Oklahoma	13.0%	23.8%	3,956,971
Iowa	12.9%	23.3%	3,155,070
Nebraska	12.8%	22.2%	1,934,408
Minnesota	12.7%	23.6%	5,639,632
Massachusetts	12.7%	24.9%	6,892,503
Wisconsin	12.7%	22.8%	5,822,434
Virginia	12.5%	21.9%	8,535,519
Vermont	12.5%	23.9%	623,989
Indiana	12.4%	19.3%	6,732,219
Maryland	12.3%	21.8%	6,045,680
Arizona	12.2%	22.0%	7,278,717
New Jersey	12.2%	23.9%	8,882,190
Washington	12.2%	21.5%	7,614,893
Colorado	12.1%	20.8%	5,758,736
Ohio	11.9%	20.4%	11,689,100

**11.1%**  
Total US population  
**fully vaccinated**  
(**111,139** per million)

**20.7%**  
Total US population  
having received  
**at least 1 dose**  
(**207,051** per million)

*Fully vaccinated people are persons who have received all doses required per vaccine*

State	% Fully Vaccinated	% Rec'd at Least 1 Dose	Population
Delaware	11.9%	20.2%	973,764
Oregon	11.8%	20.6%	4,217,737
Kentucky	11.6%	22.9%	4,467,673
Louisiana	11.6%	19.9%	4,648,794
North Carolina	11.6%	20.9%	10,488,084
Michigan	11.6%	20.6%	9,986,857
Idaho	11.6%	19.1%	1,787,065
Illinois	11.5%	21.7%	12,671,821
Nevada	11.4%	20.2%	3,080,156
New Hampshir..	11.4%	24.5%	1,359,711
Florida	11.4%	20.4%	21,477,737
South Carolina	11.2%	19.8%	5,148,714
Kansas	11.1%	21.2%	2,913,314
Mississippi	11.0%	19.8%	2,976,149
Pennsylvania	10.8%	22.0%	12,801,989
New York	10.5%	21.7%	19,453,561
Rhode Island	10.5%	25.3%	1,059,361
Missouri	10.3%	19.4%	6,137,428
Arkansas	10.3%	19.2%	3,017,804
Alabama	10.1%	17.3%	4,903,185
Texas	9.8%	18.7%	28,995,881
Georgia	9.7%	15.7%	10,617,423
California	9.7%	20.3%	39,512,223
Tennessee	9.7%	18.1%	6,829,174
Utah	8.3%	19.1%	3,205,958



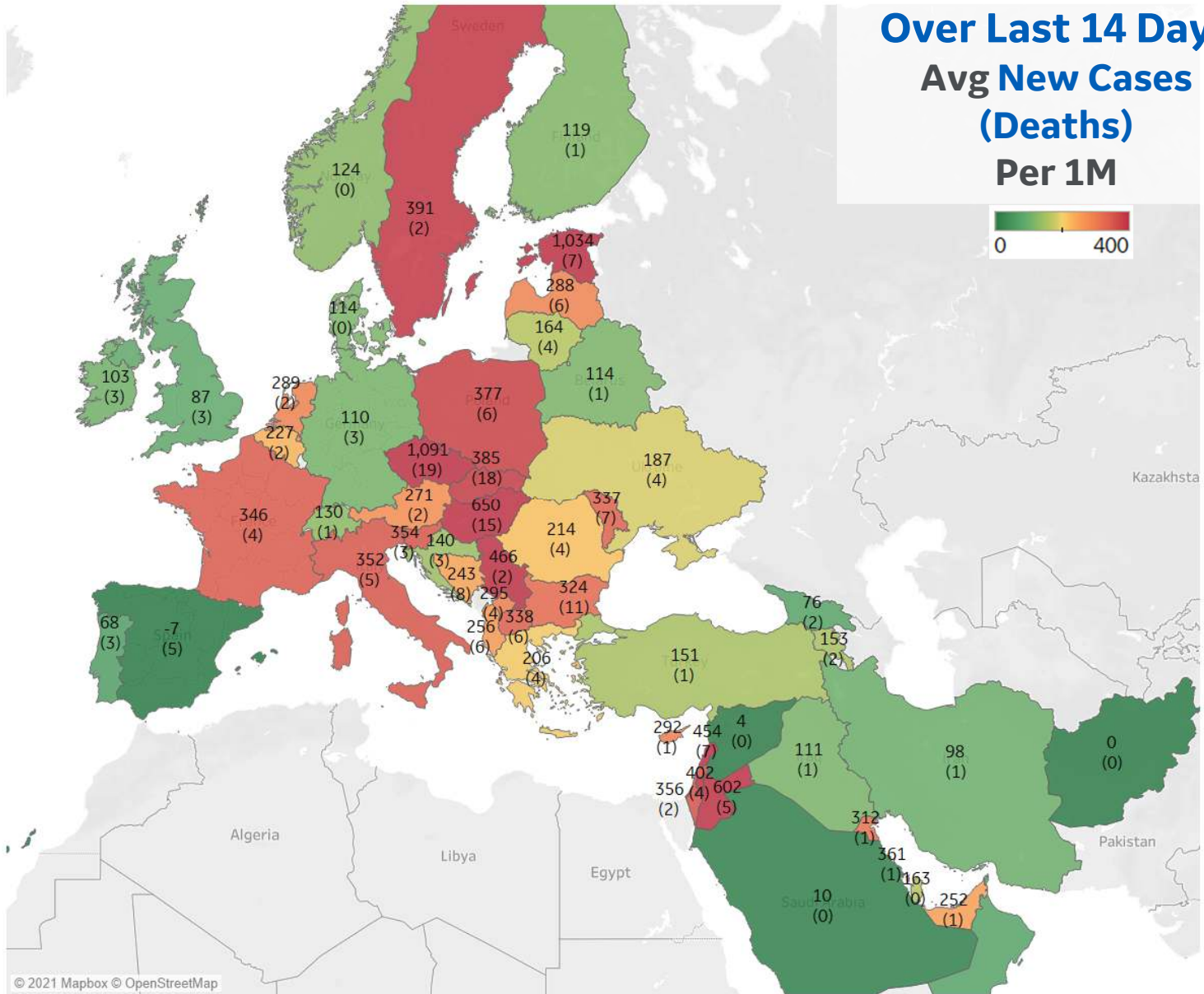
## Per 1M in Region

	Today	Change
Active Cases	17,904	+0.4%
Confirmed	190 new	+0.4%
Deaths	2 new	+0.2%
Recovered	118 new	+0.5%

## Most Daily New Cases / 1M

Czechia	1,091
Estonia	1,034
Hungary	650
Jordan	602
Serbia	466
Lebanon	454
Sweden	391
Slovakia	385
Poland	377

\* Excludes regions with population < 1M



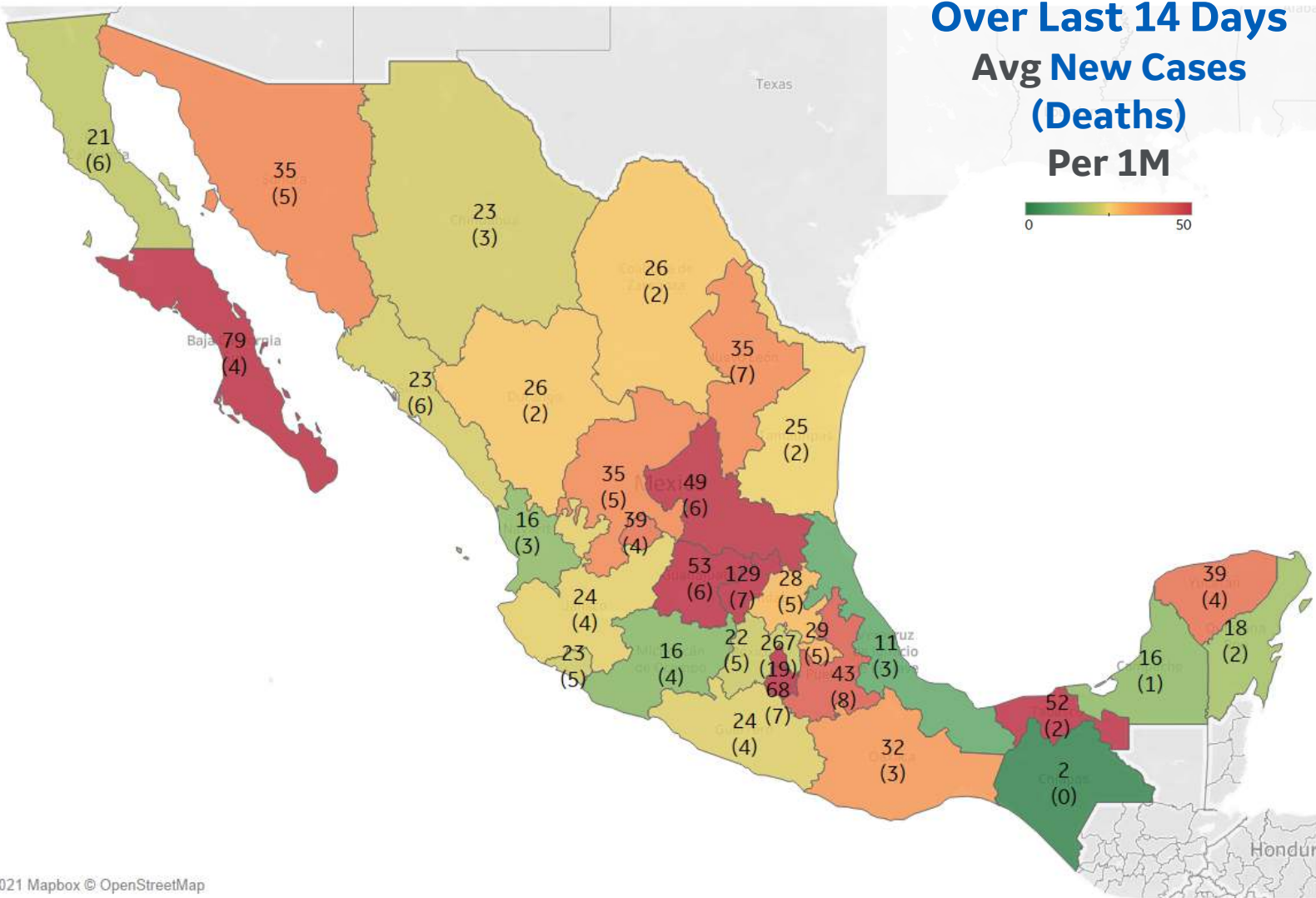


## Per 1M in Region

	Today	Change
Active Cases	2,063	+0.5%
Confirmed	51 new	+0.3%
Deaths	5 new	+0.4%
Recovered	37 new	+0.3%

## Most Daily New Cases / 1M

Distrito Federal	267
Querétaro	129
Baja California Sur	79
Morelos	68
Guanajuato	53
Tabasco	52
San Luis Potosí	49
Nacional	47
Puebla	43
Aguascalientes	39

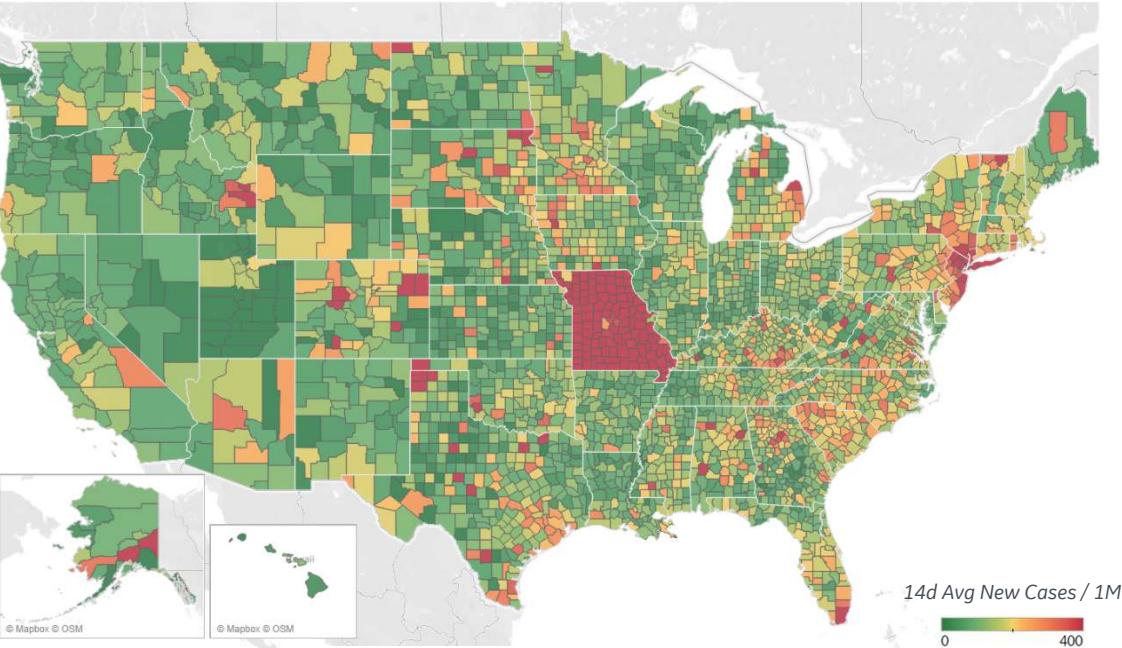






# US Counties: Recent Cases and Deaths

## Average New Cases per 1M Over Last 14 Days

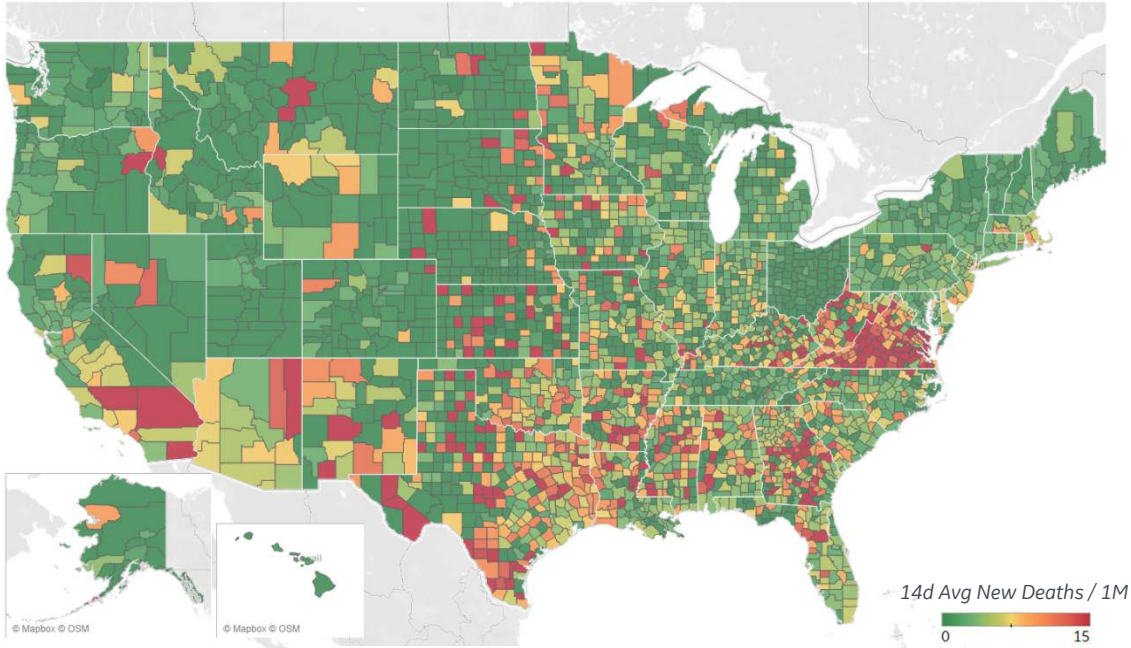


### Top 10 by New Confirmed

Avg New Confirmed Cases / 1M

St. Charles County, MO	1,300
Greene County, MO	964
Jackson County, MO	660
Monmouth County, NJ	550
Rockland County, NY	511
Ocean County, NJ	493
Morris County, NJ	476
Orange County, NY	466
Denton County, TX	459
Hudson County, NJ	459

## Average New Deaths per 1M Over Last 14 Days



### Top 10 by New Deaths

Avg New Deaths/ 1M

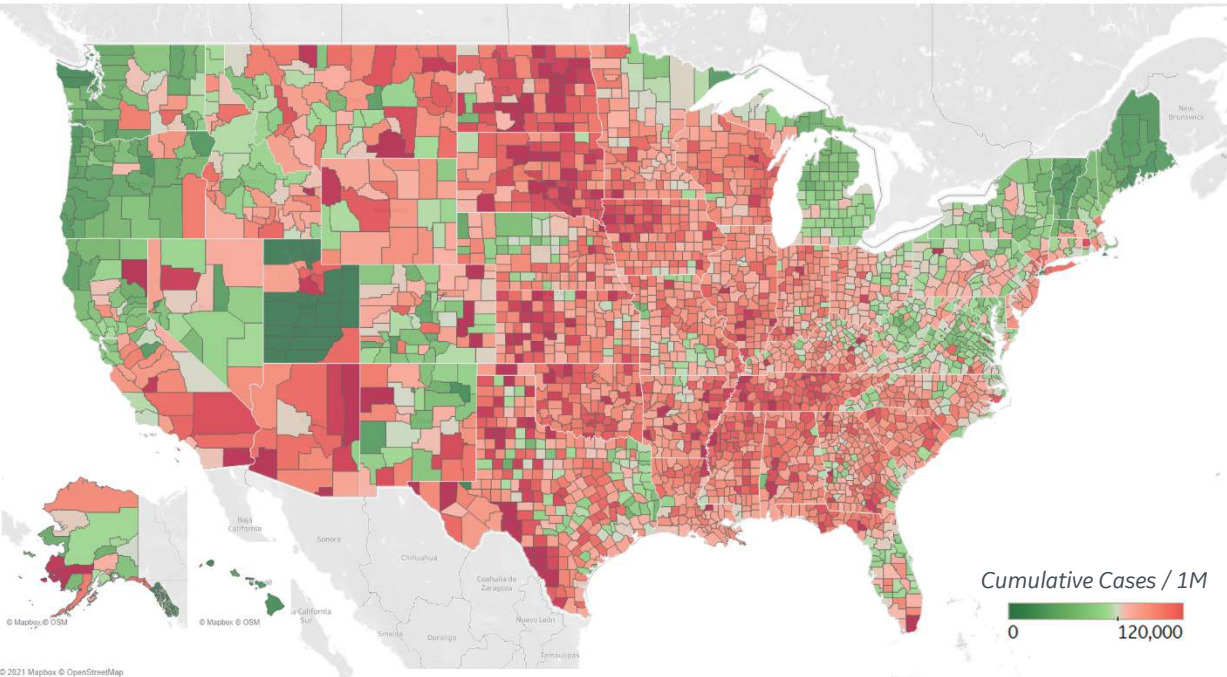
San Bernardino County, CA	36
Kern County, CA	25
Nueces County, TX	22
Marion County, FL	19
Henrico County, VA	17
Chesterfield County, VA	16
Orange County, CA	12
Webb County, TX	10
San Joaquin County, CA	10
El Paso County, TX	10

**Note:** Lists includes counties  $\geq 250K$  population



# US Counties: Cumulative Cases and Deaths

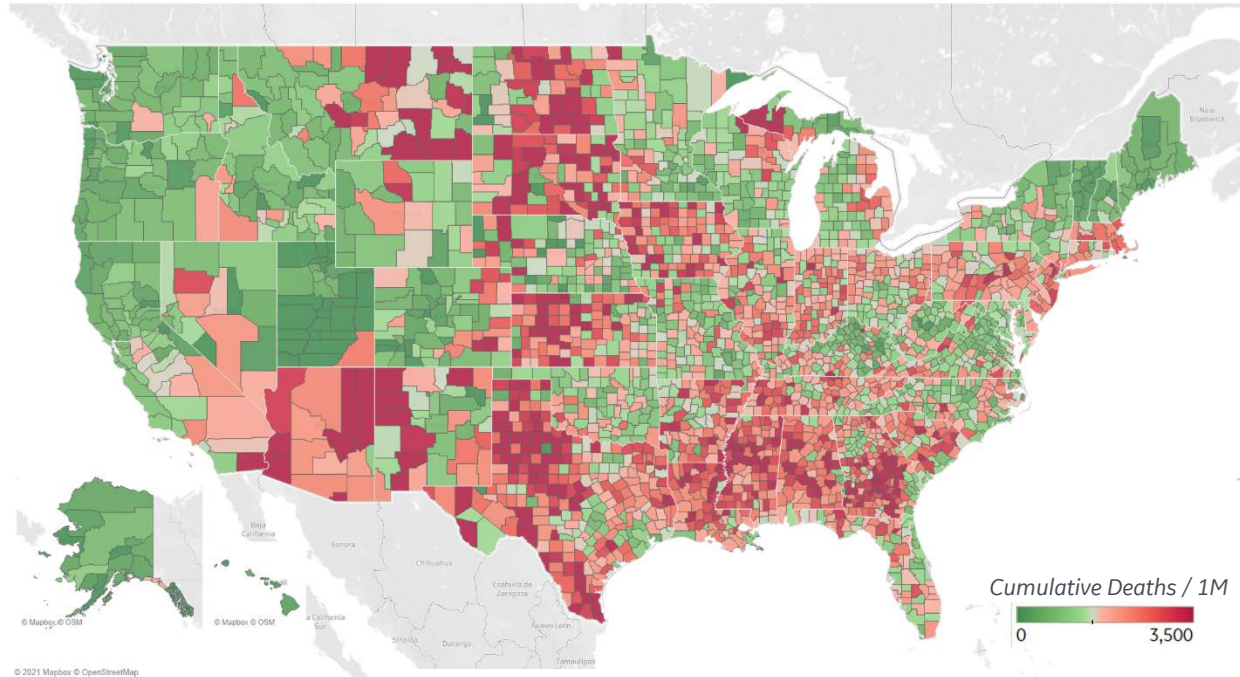
## Confirmed **Cases** per 1M to date



### Top 10 Counties Total Confirmed Cases / 1M

Miami-Dade County, FL	157,125
Lubbock County, TX	155,672
Webb County, TX	155,184
El Paso County, TX	151,085
Utah County, UT	143,868
San Bernardino County, CA	132,466
Providence County, RI	132,298
Greenville County, SC	126,473
Rockland County, NY	125,449
Brown County, WI	125,417

## Reported **Deaths** per 1M to date



### Top 10 Counties Total Reported Deaths / 1M

New York City*	5,620
Cameron County, TX	3,620
Passaic County, NJ	3,461
Essex County, NJ	3,409
Union County, NJ	3,268
Ocean County, NJ	3,172
Hidalgo County, TX	3,113
Hudson County, NJ	3,064
Hampden County, MA	2,991
El Paso County, TX	2,941

**Note:** Lists includes counties  $\geq 250K$  population

\* New York City counties aggregated into one reporting area





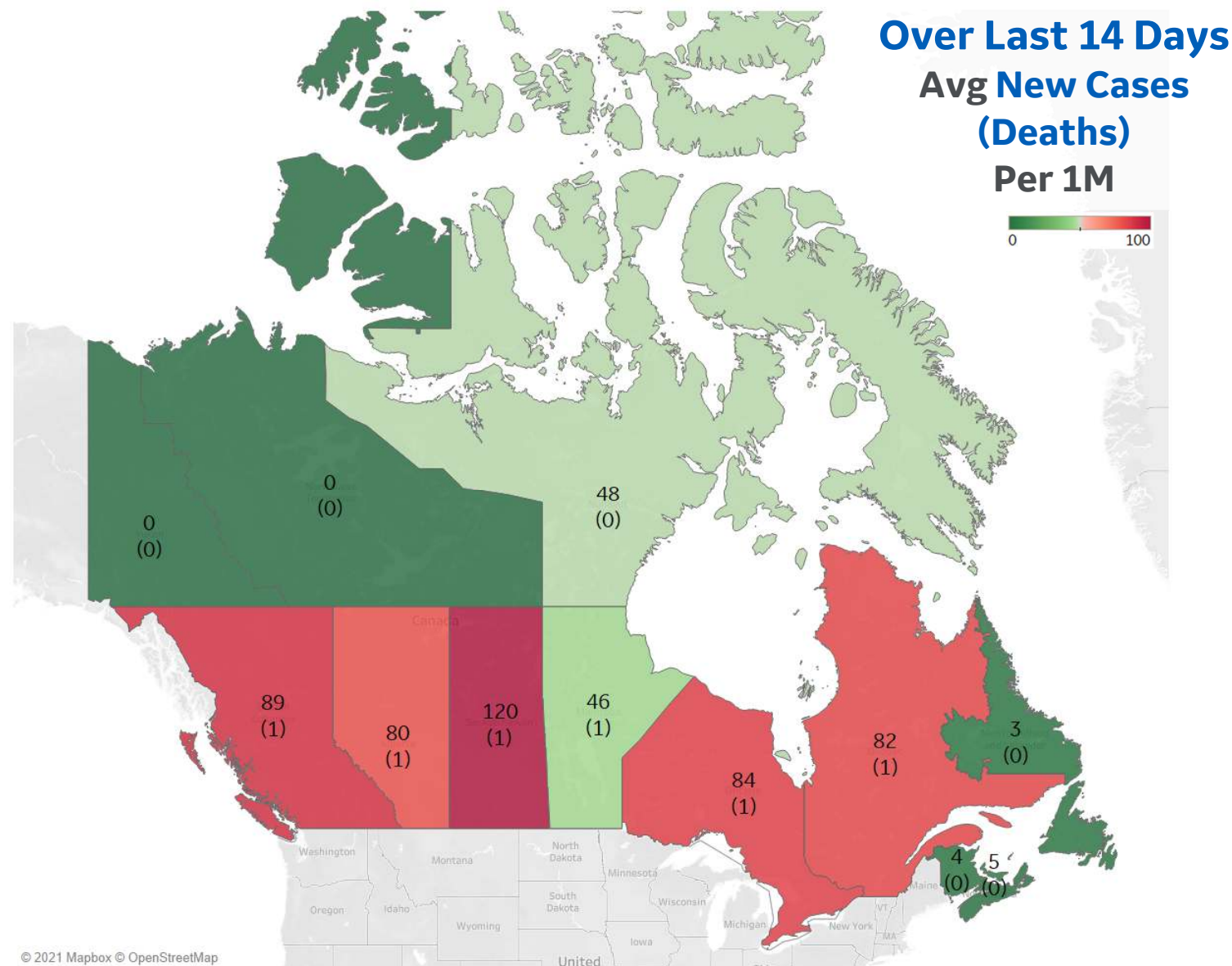
## ..... Per 1M in Region .....

	Today	Change
Active Cases	831	+0.7%
Confirmed	72 new	+0.3%
Deaths	1 new	+0.1%
Recovered	65 new	+0.3%

### Most Daily New Cases / 1M

Saskatchewan	120
British Columbia	89
Quebec	82
Alberta	80
Ontario	84
Manitoba	46

\* Excludes regions with population < 1M







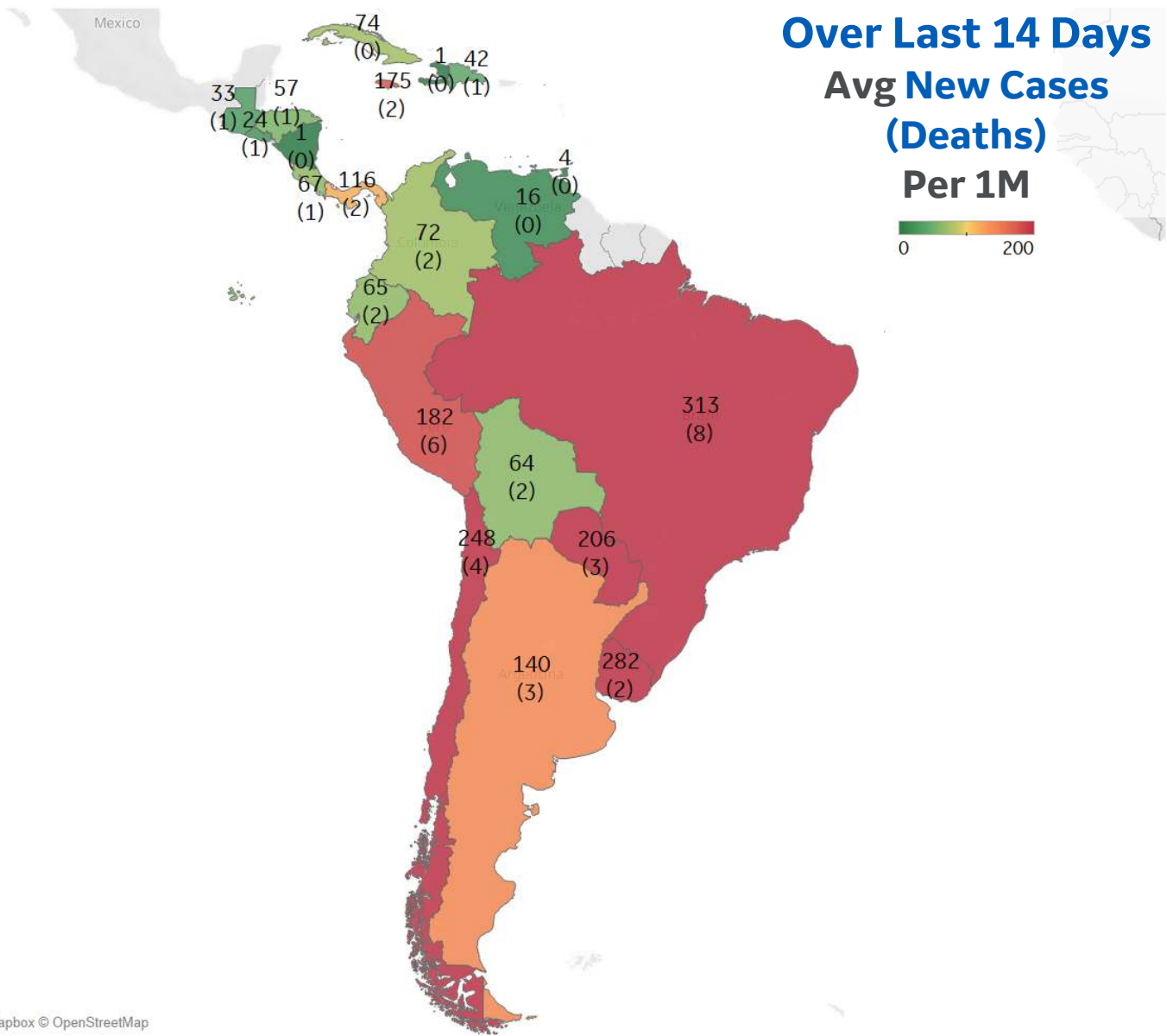
## Per 1M in Region

	Today	Change
Active Cases	3,230	+0.5%
Confirmed	135 new	+0.3%
Deaths	3 new	+0.3%
Recovered	117 new	+0.3%

## Most Daily New Cases / 1M

Brazil	313
Uruguay	282
Chile	248
Paraguay	206
Peru	182
Jamaica	175
Argentina	140
Panama	116
Cuba	74
Colombia	72

\* Excludes regions with population < 1M





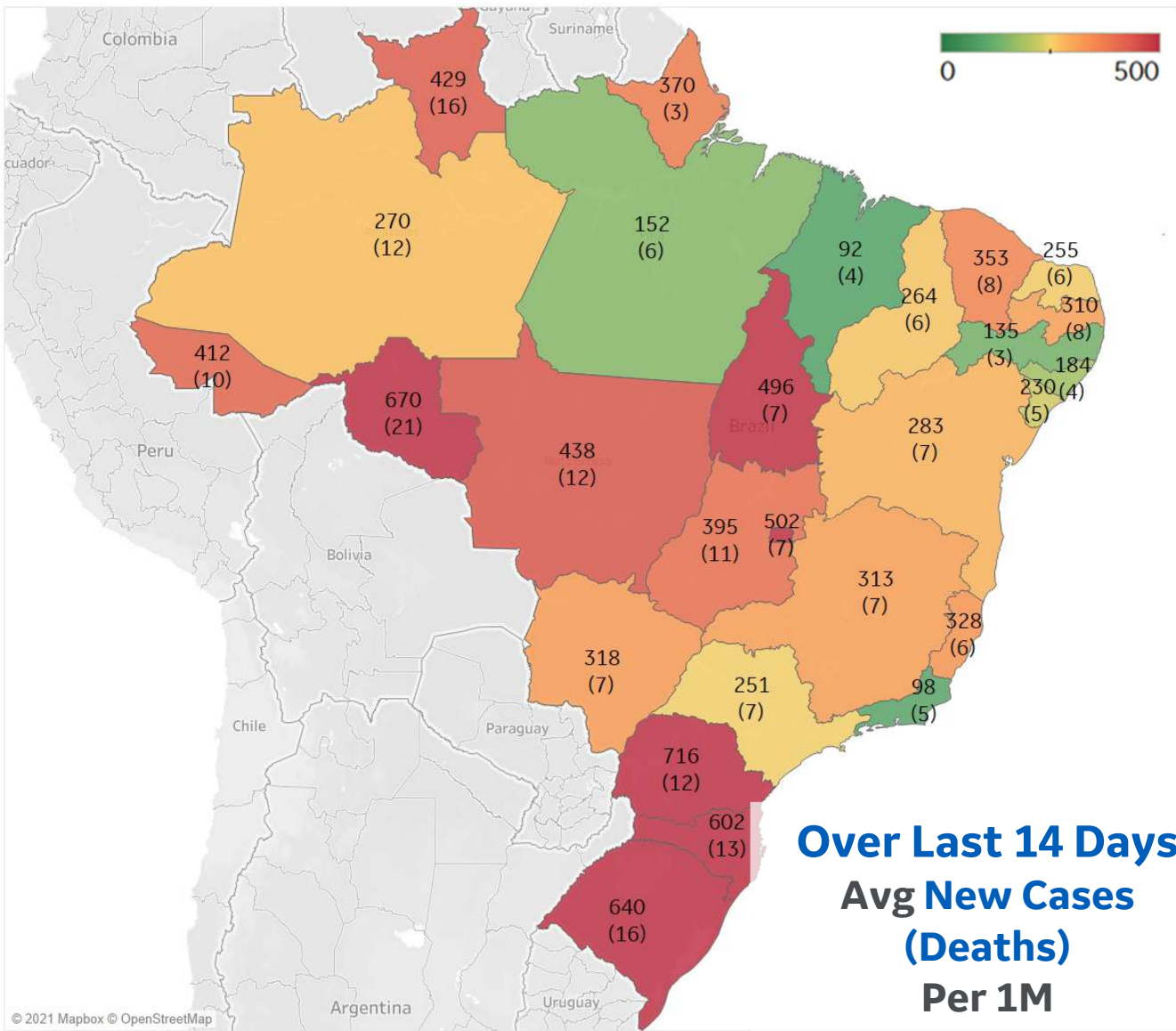
## Per 1M in Region

	Today	Change
Active Cases	5,136	+1.3%
Confirmed	206 new	+0.4%
Deaths	5 new	+0.4%
Recovered	135 new	+0.3%

## Most Daily New Cases / 1M

Paraná	716
Rondônia	670
Rio Grande do ..	640
Santa Catarina	602
Distrito Federal	502
Tocantins	496
MatoGrosso	438
Goiás	395
Ceará	353
Espírito Santo	328

\* Excludes regions with population < 1M





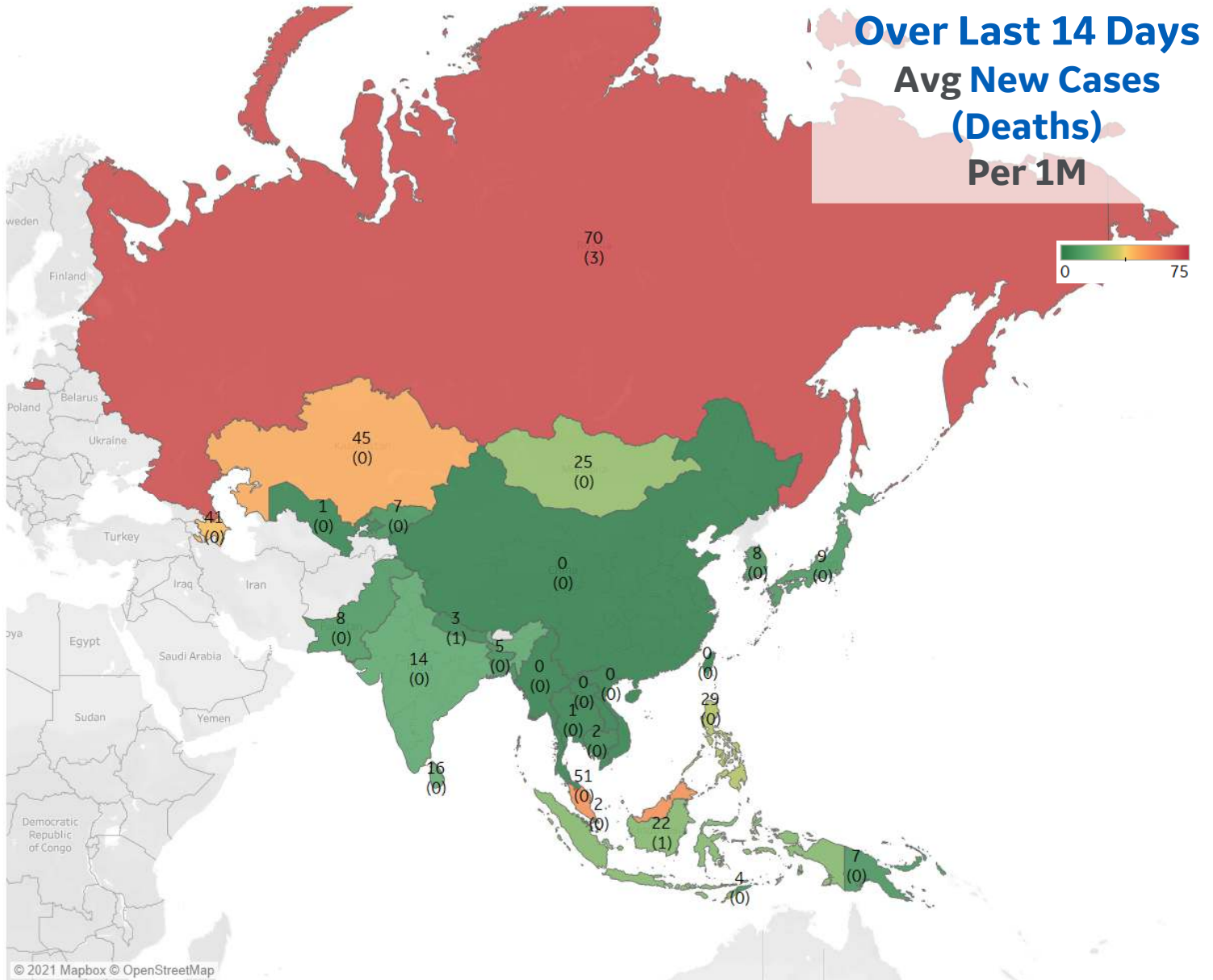
## Per 1M in Region

	Today	Change
Active Cases	195	+0.1%
Confirmed	13 new	+0.3%
Deaths	0.2 new	+0.2%
Recovered	12 new	+0.3%

## Most Daily New Cases / 1M

Russia	70
Malaysia	51
Kazakhstan	45
Azerbaijan	41
Philippines	29
Mongolia	25
Indonesia	22
Sri Lanka	16
India	14
Japan	9

\* Excludes regions with population < 1M





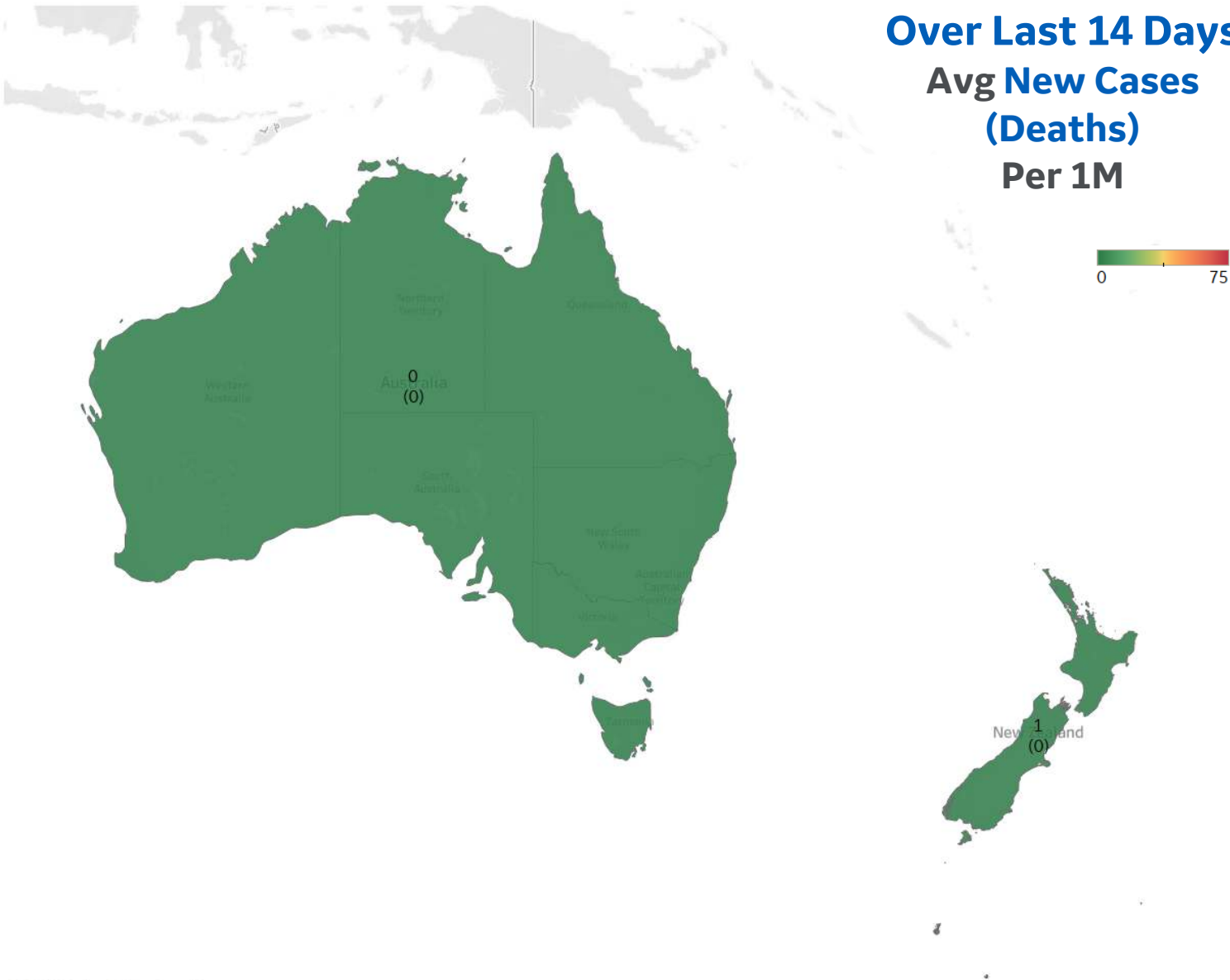


Per 1M in Region

	Today	Change
Active Cases	172	+0%
Confirmed	1 new	+0%
Deaths	0 new	+0%
Recovered	0 new	+0%

Most Daily New Cases / 1M

New Zealand	1
Australia	0





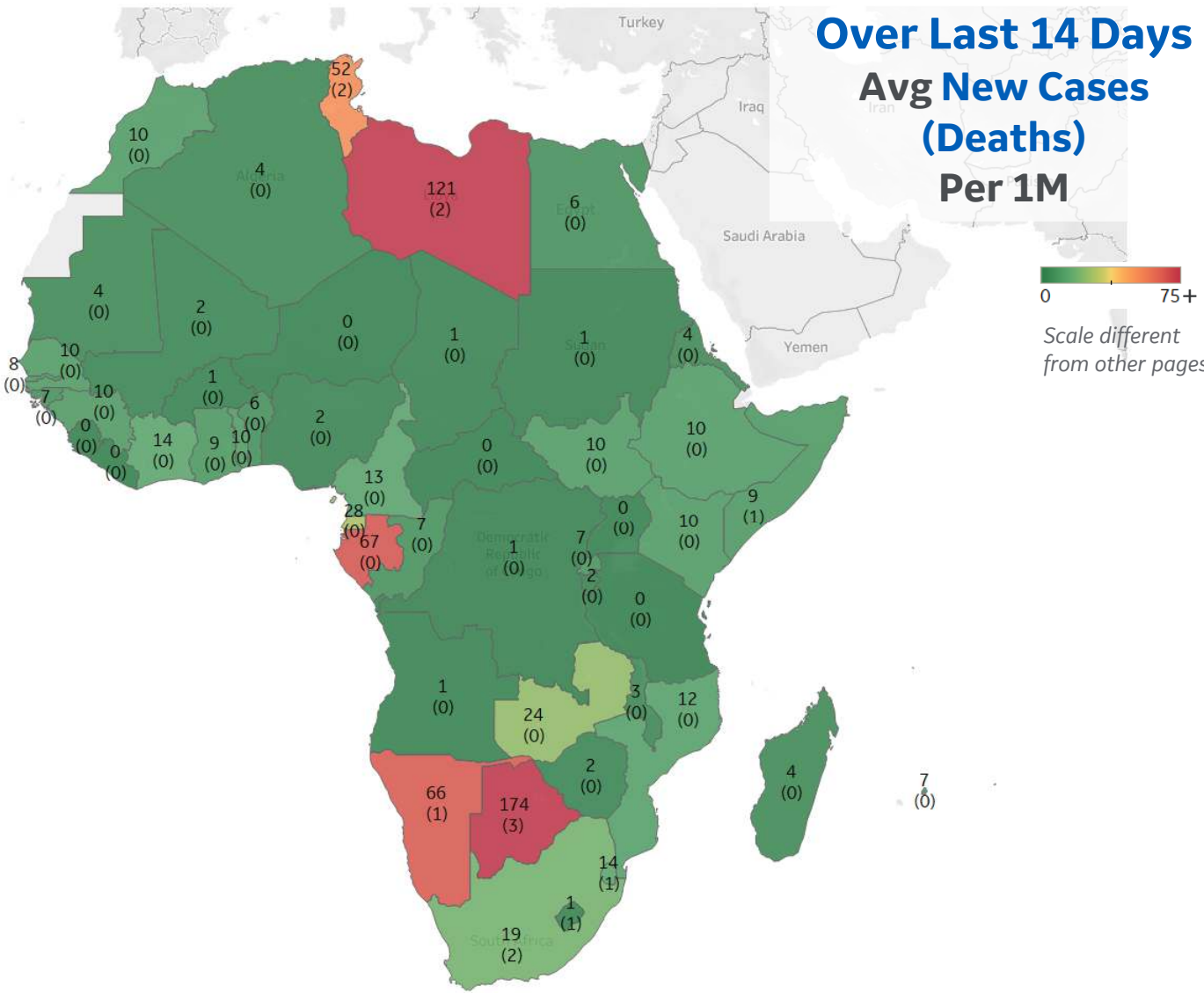
## Per 1M in Region

	Today	Change
Active Cases	230	-0.4%
Confirmed	6 new	+0.2%
Deaths	0.2 new	+0.2%
Recovered	7 new	+0.3%

## Most Daily New Cases / 1M

Botswana	174
Libya	121
Gabon	67
Namibia	66
Tunisia	52
Eq. Guinea	28
Zambia	24
South Africa	19
Cote d'Ivoire	14
Eswatini	14

\* Excludes regions with population < 1M





# Sources



\*\* Per 1M = Per 1 Million Population unless otherwise noted

**Johns Hopkins Coronavirus Resource Center:**

<https://coronavirus.jhu.edu/map.html>

**Worldometer Coronavirus Reporting:**

<https://www.worldometers.info/coronavirus/>

**Public Health England:**

<https://www.gov.uk/government/publications/covid-19-track-coronavirus-cases>

**US Department of Homeland Security, Homeland Infrastructure Foundation-Level Data:**

<https://hifld-geoplatform.opendata.arcgis.com/datasets/hospitals>

**City of New York, NYC Health:**

<https://www1.nyc.gov/site/doh/covid/covid-19-data.page>

**Chicago Coronavirus Latest Data:**

<https://www.chicago.gov/city/en/sites/covid-19/home/latest-data.html>

**National Health Commission of the PRC:**

<http://www.nhc.gov.cn/xcs/yqtb/202003/bf66696029ba420098164607240074f8.shtml>

**CDC, Severe Outcomes Among Patients with Coronavirus Disease 2019 (COVID-19):**

<https://www.cdc.gov/mmwr/volumes/69/wr/mm6912e2.htm>

**Italian Department of Civil Protection, COVID Monitoring:**

<http://opendatadpc.maps.arcgis.com/apps/opsdashboard/index.html#/b0c68bce2cce478eaac82fe38d4138b1>

**The COVID Tracking Project:**

<https://covidtracking.com/data/>

**UK Office for National Statistics:**

<https://www.ons.gov.uk/peoplepopulationandcommunity/birthsdeathsandmarriages/deaths/bulletins/deathsregisteredweeklyinenglandandwalesprovisional/weekending24april2020>

**COVID-19 Information for Switzerland:**

<https://www.corona-data.ch/>

**European Centre for Disease Prevention and Control:**

<https://www.ecdc.europa.eu/en/publications-data/download-data-hospital-and-icu-admission-rates-and-current-occupancy-covid-19>

Worldwide Survival Rate, last 30d calculation =

$$\frac{[(Total\ Confirmed - Total\ Confirmed\ 30d\ ago) - (Total\ Deaths - Total\ Deaths\ 30d\ ago)]}{(Total\ Confirmed - Total\ Confirmed\ 30d\ ago)}$$

**Secretary of Health, Mexico:**

<https://www.gob.mx/salud/en>

**OECD Economic Outlooks, Statistics:**

[https://www.oecd-ilibrary.org/economics/data/oecd-economic-outlook-statistics-and-projections\\_eo-data-en](https://www.oecd-ilibrary.org/economics/data/oecd-economic-outlook-statistics-and-projections_eo-data-en)

**Public Health Authority of Sweden:**

<https://www.folkhalsomyndigheten.se/smittskydd-beredskap/utbrott/aktuella-utbrott/covid-19/bekraftade-fall-i-sverige>

**CDC Provisional COVID19 Deaths Counts**

<https://data.cdc.gov/NCHS/Provisional-COVID-19-Death-Counts-by-Sex-Age-and-S/9bhg-hcku>

**Canada Regional Data:**

<https://health-infobase.canada.ca/covid-19/epidemiological-summary-covid-19-cases.html#fn1>

**Canada Regional Populations (Q4 2019):**

<https://www150.statcan.gc.ca/t1/tbl1/en/tv.action?pid=1710000901>

**CDC COVID Data Tracker:**

<https://covid.cdc.gov/covid-data-tracker/#vaccinations>

**Our World in Data, Excess Mortality during the Coronavirus pandemic (COVID-19):**

<https://ourworldindata.org/excess-mortality-covid>

**OECD Quarterly National Accounts, Quarterly Growth Rates of Real GDP:**

<https://stats.oecd.org/index.aspx?queryid=350>

**AARP: State-by-State Guide to Face Mask Requirements:**

<https://www.aarp.org/health/healthy-living/info-2020/states-mask-mandates-coronavirus.html>