



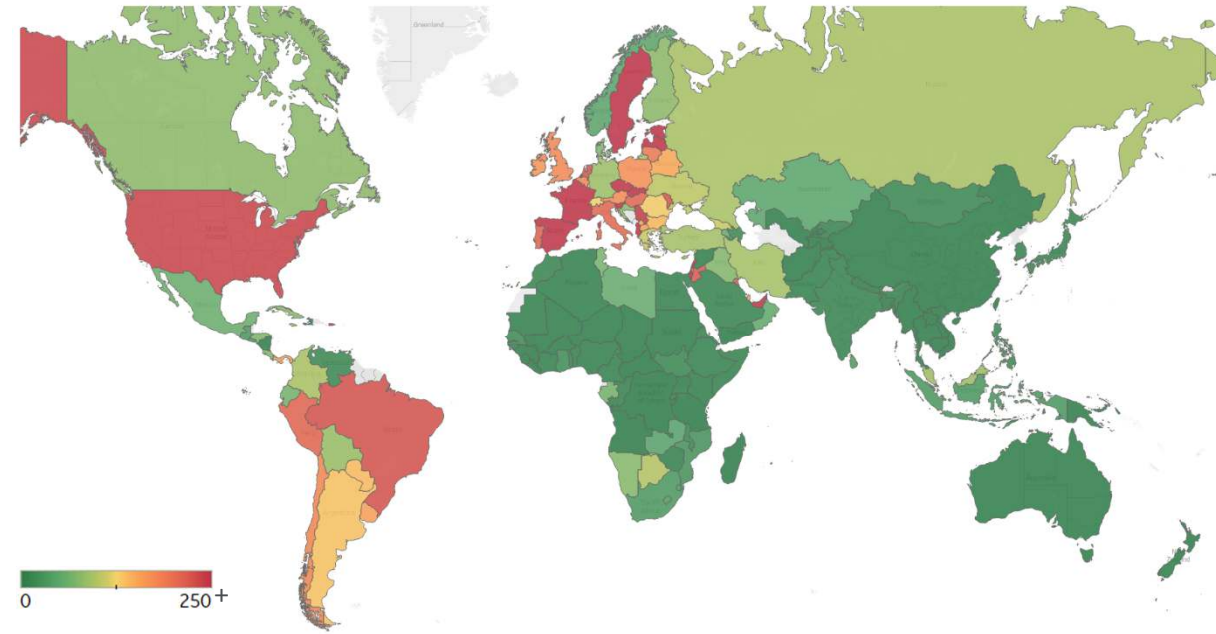
Global Confirmed & Active Cases

Trend since 22 Jan 2020



Avg. Daily New Cases / 1M

Over the last 14 days



Per 1M:	New Today	Change from 30 days ago
Active	13	+10%
Confirmed	37	+13%
Deaths	1	+16%
Recovered	24	+16%
	To Date	Last 30 Days
Worldwide Survival Rate	97.8%	97.3%

Worldwide Survival Rate = (Confirmed - Deaths) / (Confirmed) in a given time period

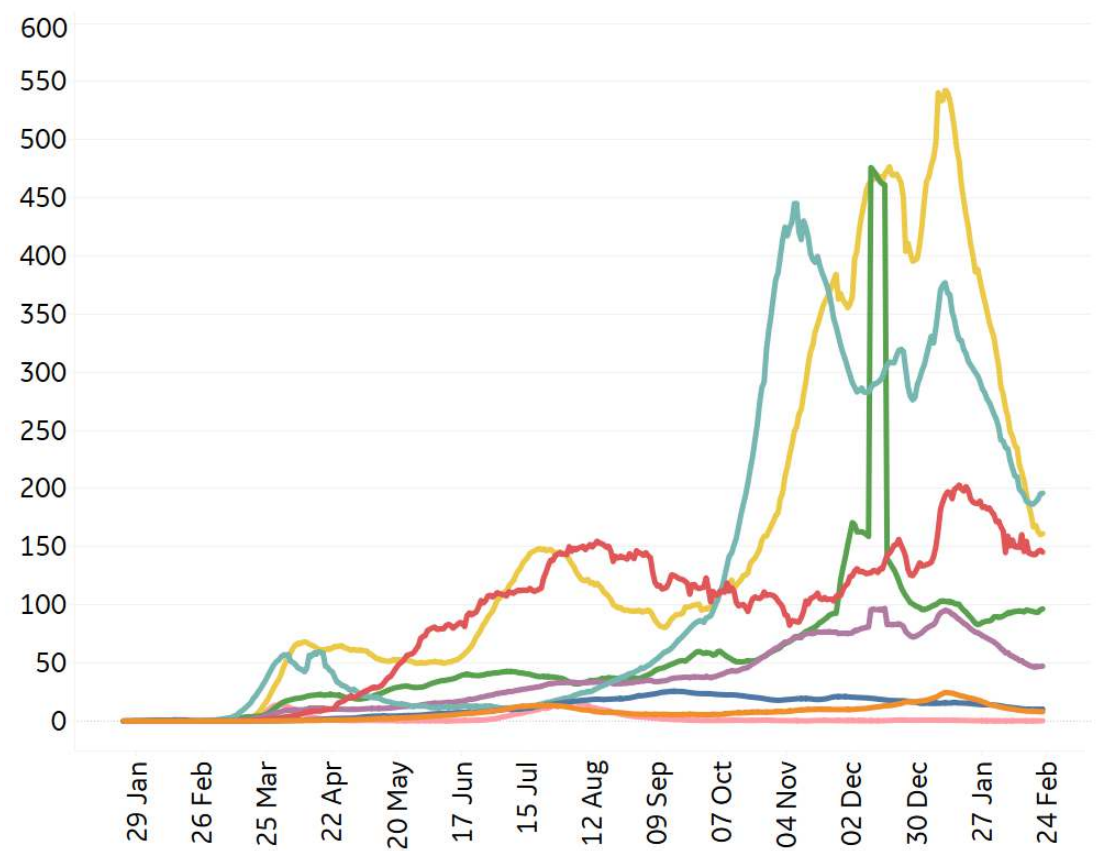


New Confirmed Cases & New Deaths

Key **World** **North America** **Europe** **Middle East** **Cent & South America** **Asia** **Africa** **Oceania**

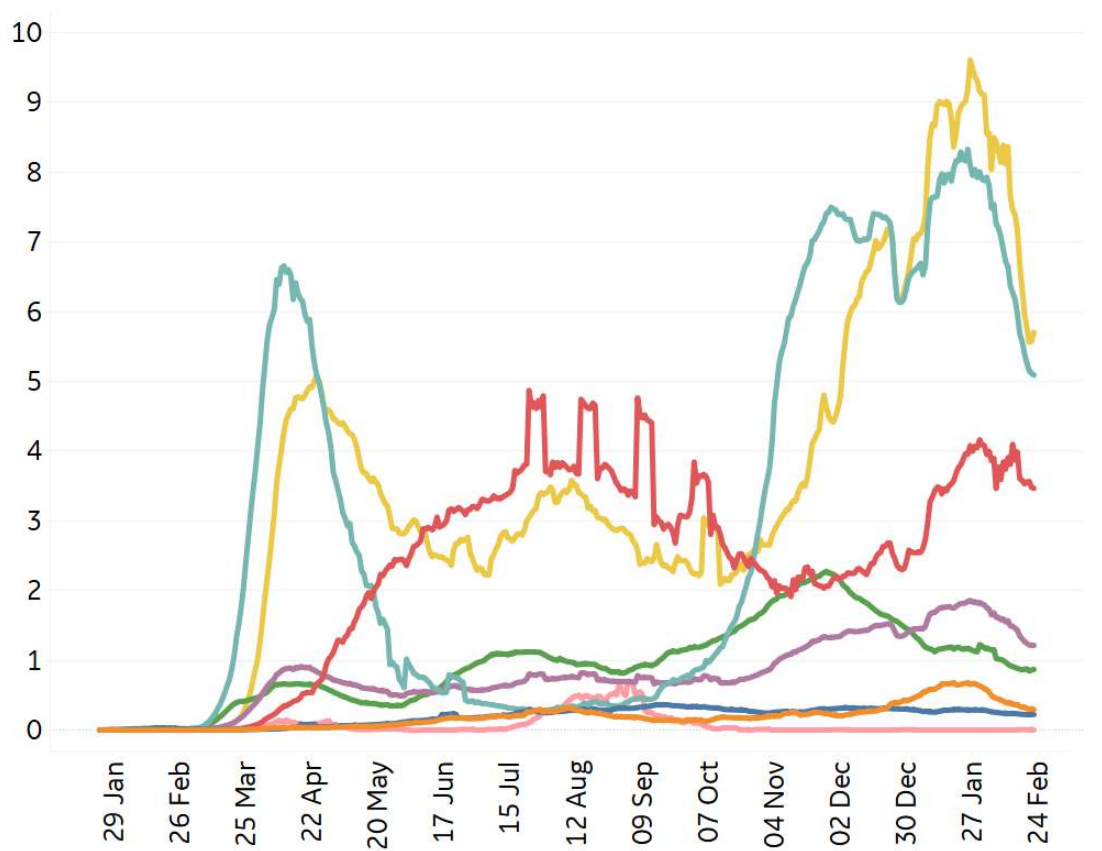
New Confirmed Cases / 1M

7-day rolling average



New Deaths / 1M

7-day rolling average



*Large jump in Middle East confirmed cases due to batched reporting of 823,225 new cases in **Turkey** on 10 Dec



Top 50 Countries: Per 1M



1 - 25

	Average over last 7 days		Total Since 22 Jan			Change from 14d Ago in 14 day avg of daily new	
	New Confirmed	New Deaths	Total Confirmed	Estimated Recovered	Total Deaths	Confirmed	Deaths
Belgium	199	3	65,196	60,792	1,892	-8%	-18%
Slovenia	360	4	88,994	81,876	1,820	-31%	-42%
Czechia	885	14	108,057	95,067	1,805	23%	6%
UK	165	7	60,959	56,718	1,782	-43%	-44%
Italy	212	5	46,622	42,154	1,588	3%	-23%
Portugal	154	9	78,268	73,739	1,571	-76%	-54%
Bos. and Herz.	110	4	39,216	36,297	1,529	15%	-8%
US	212	6	85,166	80,353	1,511	-39%	-28%
Hungary	249	9	41,991	37,608	1,485	62%	5%
North Macedo..	158	5	47,715	44,061	1,476	9%	-16%
Spain	207	7	67,458	62,485	1,447	-58%	-12%
Bulgaria	161	5	34,337	30,930	1,430	48%	-5%
Peru	194	5	38,921	34,624	1,368	4%	3%
Panama	146	4	78,124	74,604	1,334	-39%	-39%
Croatia	80	4	58,466	56,031	1,327	-29%	-26%
France	307	5	56,215	50,795	1,299	-5%	-13%
Sweden	322	3	62,496	56,976	1,252	5%	-52%
Slovakia	380	16	53,628	47,165	1,205	6%	9%
EU	212	5	48,948	44,850	1,196	-20%	-21%
Lithuania	178	5	71,386	67,539	1,167	-26%	-21%
Brazil	221	5	47,964	43,647	1,163	3%	13%
Colombia	87	3	43,820	41,320	1,159	-49%	-41%
Switzerland	116	2	63,576	60,690	1,145	-30%	-49%
Argentina	129	3	45,795	42,795	1,136	-24%	-17%
Poland	193	5	43,403	39,911	1,115	21%	-18%

26 - 50

	Average over last 7 days		Total Since 22 Jan			Change from 14d Ago in 14 day avg of daily new	
	New Confirmed	New Deaths	Total Confirmed	Estimated Recovered	Total Deaths	Confirmed	Deaths
Armenia	60	1	57,540	55,686	1,069	12%	-42%
Chile	175	4	42,007	38,461	1,053	-9%	1%
Romania	134	3	40,614	37,777	1,034	2%	-17%
Moldova	243	5	43,978	39,926	942	49%	28%
Austria	189	3	49,592	46,245	932	13%	-37%
Netherlands	242	3	62,762	58,745	897	-4%	-3%
Georgia	100	3	67,308	64,871	864	-25%	-34%
Kosovo	144	2	36,027	33,044	852	-5%	-23%
Ireland	155	5	43,692	40,557	838	-27%	-37%
Latvia	364	6	43,364	37,399	820	-11%	-15%
Israel	408	3	87,227	79,825	647	-39%	-37%
Lebanon	330	7	52,248	46,531	643	-13%	-46%
Albania	369	6	35,195	29,400	584	11%	41%
Costa Rica	74	1	39,786	38,211	546	-22%	-33%
Serbia	284	2	50,312	46,409	498	20%	-9%
Jordan	262	1	36,095	32,565	448	102%	27%
West Bank an..	204	2	38,294	35,286	435	60%	7%
Estonia	605	4	44,058	35,979	407	40%	-11%
Denmark	80	1	36,034	34,597	405	-12%	-38%
Turkey	89	1	31,380	29,778	334	3%	-27%
Bahrain	415	2	69,659	63,247	252	34%	229%
Kuwait	216	1	43,317	40,029	246	27%	433%
UAE	298	2	37,666	33,179	115	-9%	59%
Qatar	137	0	55,844	53,546	89	22%	100%
Total World	47	1	14,422	13,426	319	-22%	-22%

Change from 14d ago:
Compares 14d-avgs. of Daily New Cases/Deaths
today with 14d-avgs. from 14d ago

Estimated Recovered: Cases 14d ago - Deaths today

Since 1 Feb, cases in the **UK** increased 8.1% and deaths increased 13.7%
(+4,567 cases per 1M; +215 deaths per 1M)

Top 50 countries selected by Cases / 1M
Sorted by Total Deaths / 1M
Excluded countries with population < 1M



Top 50 Countries: Raw Volume

Updated 23 Feb 2021, 3:30 GMT

4

1 - 25

	Average over last 7 days		Total Since 22 Jan			Change from 14d Ago in 14 day avg of daily new	
	New Confirmed	New Deaths	Total Confirmed	Estimated Recovered	Total Deaths	Confirmed	Deaths
EU	94,348	2,378	21,794,298	19,969,598	532,583	-20%	-21%
US	70,281	1,938	28,190,159	26,597,183	500,310	-39%	-28%
Brazil	46,921	1,053	10,195,160	9,277,497	247,143	3%	13%
Mexico	6,820	840	2,043,632	1,755,477	180,536	-34%	-16%
India	12,961	93	11,016,434	10,690,841	156,463	-1%	-17%
UK	11,220	481	4,138,233	3,850,327	120,988	-43%	-44%
Italy	12,806	308	2,818,863	2,548,715	95,992	3%	-23%
France	20,071	341	3,669,354	3,315,560	84,764	-5%	-13%
Russia	12,849	435	4,130,447	3,856,907	82,255	-21%	-8%
Germany	7,518	439	2,399,499	2,227,960	68,363	-27%	-32%
Spain	9,669	312	3,153,971	2,921,449	67,636	-58%	-12%
Iran	8,036	78	1,582,275	1,414,184	59,572	15%	-2%
Colombia	4,445	170	2,229,663	2,102,488	58,974	-49%	-41%
Argentina	5,813	147	2,069,751	1,934,142	51,359	-24%	-17%
South Africa	1,668	151	1,504,588	1,428,361	49,150	-55%	-50%
Peru	6,401	174	1,283,309	1,141,601	45,097	4%	3%
Poland	7,309	194	1,642,658	1,510,498	42,188	21%	-18%
Indonesia	9,272	189	1,288,833	1,131,388	34,691	-26%	-19%
Turkey	7,485	82	2,646,526	2,511,421	28,138	3%	-27%
Ukraine	5,069	118	1,354,545	1,264,494	26,531	13%	-13%
Belgium	2,301	32	755,594	704,560	21,923	-8%	-18%
Canada	3,116	60	854,190	791,084	21,720	-25%	-44%
Chile	3,353	72	803,009	735,224	20,126	-9%	1%
Romania	2,576	64	781,329	726,743	19,894	2%	-17%
Czechia	9,474	154	1,157,180	1,018,075	19,330	23%	6%

26 - 50

	Average over last 7 days		Total Since 22 Jan			Change from 14d Ago in 14 day avg of daily new	
	New Confirmed	New Deaths	Total Confirmed	Estimated Recovered	Total Deaths	Confirmed	Deaths
Portugal	1,574	87	798,074	751,896	16,023	-76%	-54%
Ecuador	1,038	27	274,968	243,060	15,547	-4%	43%
Netherlands	4,149	58	1,075,425	1,006,594	15,372	-4%	-3%
Hungary	2,407	85	405,646	363,308	14,347	62%	5%
Iraq	3,593	16	671,801	616,968	13,295	165%	34%
Pakistan	1,330	46	573,384	543,861	12,658	-18%	-14%
Sweden	3,251	32	631,166	575,413	12,649	5%	-52%
Philippines	1,799	82	563,456	526,901	12,094	2%	-8%
Switzerland	1,002	19	550,224	525,246	9,907	-30%	-49%
Morocco	381	10	481,263	467,030	8,559	-37%	-36%
Austria	1,705	25	446,644	416,499	8,397	13%	-37%
Bangladesh	383	10	543,717	530,022	8,356	-11%	-25%
Japan	1,228	72	425,725	399,451	7,541	-51%	-21%
Slovakia	2,077	89	292,792	257,506	6,577	6%	9%
Saudi Arabia	327	4	375,333	364,168	6,466	16%	18%
Panama	630	16	337,087	321,898	5,756	-39%	-39%
Israel	3,529	26	754,998	690,932	5,596	-39%	-37%
Jordan	2,674	14	368,278	332,269	4,570	102%	27%
Lebanon	2,249	50	356,614	317,593	4,387	-13%	-46%
Serbia	2,484	15	439,596	405,490	4,351	20%	-9%
Nepal	102	1	273,556	269,994	2,061	-34%	-53%
Belarus	1,381	9	279,456	257,578	1,921	-4%	-4%
UAE	2,948	16	372,530	328,153	1,140	-9%	59%
Malaysia	2,759	12	285,761	244,490	1,062	-32%	-20%
Total World	365,862	9,412	111,721,885	104,004,266	2,474,178	-22%	-22%

*Change from 14d ago:
Compares 14d-avgs. of Daily New Cases/Deaths
today with 14d-avgs. from 14d ago

Estimated Recovered: Cases 14d ago - Deaths today

In the last 14 days, cases in **Portugal** increased 4.3% while deaths increased 13.2%
(+32,660 cases; +1,865 deaths)

Top 50 countries selected by Total Cases
Sorted by Raw Total Deaths
Excluded countries with population < 1M

N/A** due to inconsistent reporting of Recovered Cases



United States: Per 1M



1 - 25

	Average over last 7 days		Total Since 22 Jan			Change from 14d Ago in 14 day avg of daily new	
	New Confirmed	New Deaths	Total Confirmed	Estimated Recovered	Total Deaths	Confirmed	Deaths
New Jersey	349	7	86,590	79,018	2,575	-23%	-17%
New York	379	7	82,143	74,139	2,412	-23%	-19%
Rhode Island	296	18	117,033	110,102	2,328	-34%	83%
Massachusetts	232	7	82,778	76,815	2,300	-39%	-9%
Mississippi	139	4	97,735	92,657	2,202	-50%	-43%
Arizona	213	10	111,211	105,429	2,130	-52%	-20%
Connecticut	204	5	77,226	71,853	2,121	-42%	-25%
South Dakota	155	3	125,850	121,425	2,106	-2%	-48%
Louisiana	131	5	91,345	86,799	2,039	-57%	-39%
Alabama	172	10	99,429	94,583	1,956	-53%	-43%
North Dakota	125	1	130,320	126,914	1,926	-14%	-22%
Indiana	142	5	97,495	93,333	1,843	-43%	-37%
Pennsylvania	211	6	71,674	66,598	1,842	-35%	-39%
Arkansas	114	4	104,632	100,076	1,777	-63%	-44%
Illinois	135	4	92,770	88,826	1,776	-37%	-30%
New Mexico	154	7	87,286	83,093	1,734	-37%	-13%
Iowa	1,380	6	114,163	101,375	1,703	209%	-58%
Michigan	108	3	63,877	60,727	1,636	-33%	-25%
Tennessee	157	5	112,179	107,579	1,633	-43%	-63%
S. Carolina	460	8	98,197	89,356	1,618	-21%	-44%
Georgia	272	12	92,964	87,296	1,586	-41%	-7%
Nevada	112	8	94,523	90,810	1,585	-48%	-27%
Kansas	209	11	100,943	96,363	1,580	-37%	-21%
Texas	171	5	89,893	84,918	1,459	-57%	-36%
Ohio	172	2	81,732	77,446	1,444	-38%	-51%

26 - 51

	Average over last 7 days		Total Since 22 Jan			Change from 14d Ago in 14 day avg of daily new	
	New Confirmed	New Deaths	Total Confirmed	Estimated Recovered	Total Deaths	Confirmed	Deaths
DC	153	3	56,330	52,626	1,410	-38%	-49%
Delaware	272	1	87,383	81,707	1,405	-28%	-57%
Florida	279	8	87,203	81,650	1,400	-29%	-5%
Missouri	96	7	80,148	77,294	1,314	-47%	-3%
Maryland	124	4	62,353	59,021	1,279	-42%	-24%
West Virginia	157	4	72,457	68,545	1,263	-49%	-43%
Montana	170	2	92,451	88,487	1,255	-29%	-83%
California	165	9	89,515	85,608	1,254	-52%	-27%
Wisconsin	124	3	105,233	102,108	1,180	-40%	-38%
Minnesota	137	1	85,039	81,952	1,153	-15%	-36%
Wyoming	189	4	93,130	90,058	1,144	-35%	-28%
Oklahoma	201	6	106,105	101,287	1,062	-51%	-26%
Nebraska	127	3	102,897	99,141	1,058	-13%	7%
N. Carolina	278	6	80,546	75,166	1,043	-40%	-26%
Colorado	172	2	73,157	69,526	1,023	-20%	-28%
Idaho	168	2	94,895	91,677	1,022	-30%	-47%
Kentucky	256	5	88,978	83,787	998	-40%	-42%
Virginia	230	8	66,226	61,313	877	-34%	-10%
New Hampshire	248	2	54,177	49,822	849	-21%	-59%
Washington	130	3	43,988	41,807	638	-44%	34%
Utah	237	3	114,497	110,191	578	-33%	-18%
Oregon	90	1	36,307	34,441	511	-35%	-7%
Maine	97	1	32,431	30,323	490	-50%	-75%
Alaska	260	2	78,926	75,837	396	-17%	-45%
Vermont	171	2	23,411	20,590	317	-17%	25%
Hawaii	32	1	19,359	18,564	304	-43%	-83%

*Change from 14d ago:
Compares 14d-avgs. of Daily New Cases/Deaths
today with 14d-avgs. from 14d ago

Estimated Recovered: Cases 14d ago - Deaths today

In the last 7 days, cases in **South Carolina** increased 3.8% and deaths increased 4.2%
(+3,554 per 1M; +65 per 1M)

Sorted by Total Deaths / 1M

N/As due to states revising and updating case counts



United States: Raw Volume



1 - 25

	Average over last 7 days		Total Since 22 Jan			Change from 14d Ago in 14 day avg of daily new	
	New Confirmed	New Deaths	Total Confirmed	Estimated Recovered	Total Deaths	Confirmed	Deaths
California	6,508	346	3,536,946	3,382,547	49,541	-52%	-27%
New York	7,366	132	1,597,969	1,442,272	46,924	-23%	-19%
Texas	4,970	138	2,606,513	2,462,277	42,301	-57%	-36%
Florida	5,991	162	1,872,923	1,753,655	30,065	-29%	-5%
Pennsylvania	2,702	71	917,565	852,585	23,580	-35%	-39%
New Jersey	3,097	58	769,109	701,854	22,874	-23%	-17%
Illinois	1,713	49	1,175,568	1,125,582	22,506	-37%	-30%
Ohio	2,016	20	955,378	905,269	16,874	-38%	-51%
Georgia	2,891	130	987,041	926,860	16,835	-41%	-7%
Michigan	1,074	30	637,928	606,470	16,343	-33%	-25%
Massachusetts	1,599	48	570,546	529,450	15,853	-39%	-9%
Arizona	1,552	75	809,474	767,385	15,502	-52%	-20%
Indiana	958	31	656,358	628,337	12,407	-43%	-37%
Tennessee	1,075	31	766,089	734,673	11,153	-43%	-63%
N. Carolina	2,917	62	844,770	788,345	10,934	-40%	-26%
Alabama	845	50	487,520	463,756	9,592	-53%	-43%
Louisiana	607	22	424,644	403,512	9,477	-57%	-39%
S. Carolina	2,367	43	505,589	460,071	8,332	-21%	-44%
Missouri	590	41	491,902	474,384	8,062	-47%	-3%
Maryland	752	22	376,966	356,821	7,732	-42%	-24%
Connecticut	727	16	275,334	256,177	7,562	-42%	-25%
Virginia	1,962	67	565,270	523,339	7,486	-34%	-10%
Wisconsin	725	17	612,712	594,520	6,871	-40%	-38%
Mississippi	413	13	290,874	275,760	6,553	-50%	-43%
Minnesota	775	8	479,591	462,181	6,501	-15%	-36%

26 - 51

	Average over last 7 days		Total Since 22 Jan			Change from 14d Ago in 14 day avg of daily new	
	New Confirmed	New Deaths	Total Confirmed	Estimated Recovered	Total Deaths	Confirmed	Deaths
Colorado	989	10	421,294	400,383	5,893	-20%	-28%
Iowa	4,352	20	360,193	319,845	5,374	209%	-58%
Arkansas	344	13	315,759	302,010	5,363	-63%	-44%
Nevada	344	23	291,145	279,708	4,882	-48%	-27%
Washington	988	26	334,962	318,357	4,857	-44%	34%
Kansas	607	33	294,080	280,736	4,602	-37%	-21%
Kentucky	1,144	24	397,526	374,333	4,460	-40%	-42%
Oklahoma	797	23	419,853	400,791	4,203	-51%	-26%
New Mexico	323	14	183,023	174,232	3,635	-37%	-13%
Rhode Island	313	19	123,980	116,638	2,466	-34%	83%
West Virginia	281	7	129,854	122,843	2,263	-49%	-43%
Oregon	382	3	153,135	145,263	2,156	-35%	-7%
Nebraska	245	6	199,045	191,779	2,047	-13%	7%
South Dakota	137	3	111,334	107,420	1,863	-2%	-48%
Utah	760	8	367,073	353,269	1,853	-33%	-18%
Idaho	300	3	169,584	163,832	1,826	-30%	-47%
North Dakota	96	1	99,312	96,716	1,468	-14%	-22%
Delaware	264	1	85,090	79,563	1,368	-28%	-57%
Montana	182	2	98,810	94,573	1,341	-29%	-83%
New Hampshire	338	3	73,665	67,743	1,154	-21%	-59%
DC	108	2	39,755	37,141	995	-38%	-49%
Wyoming	109	2	53,900	52,122	662	-35%	-28%
Maine	131	1	43,594	40,761	658	-50%	-75%
Hawaii	46	1	27,410	26,284	430	-43%	-83%
Alaska	190	1	57,738	55,478	290	-17%	-45%
Vermont	107	1	14,608	12,848	198	-17%	25%

*Change from 14d ago:
Compares 14d-avgs. of Daily New Cases/Deaths
today with 14d-avgs. from 14d ago

Estimated Recovered: Cases 14d ago - Deaths today

In the last 14 days, cases in **Illinois** increased 2.5% and deaths increased 3.5%
(+29,222 cases; +768 deaths)

Sorted by Raw Total Deaths

N/As due to states revising and updating case counts



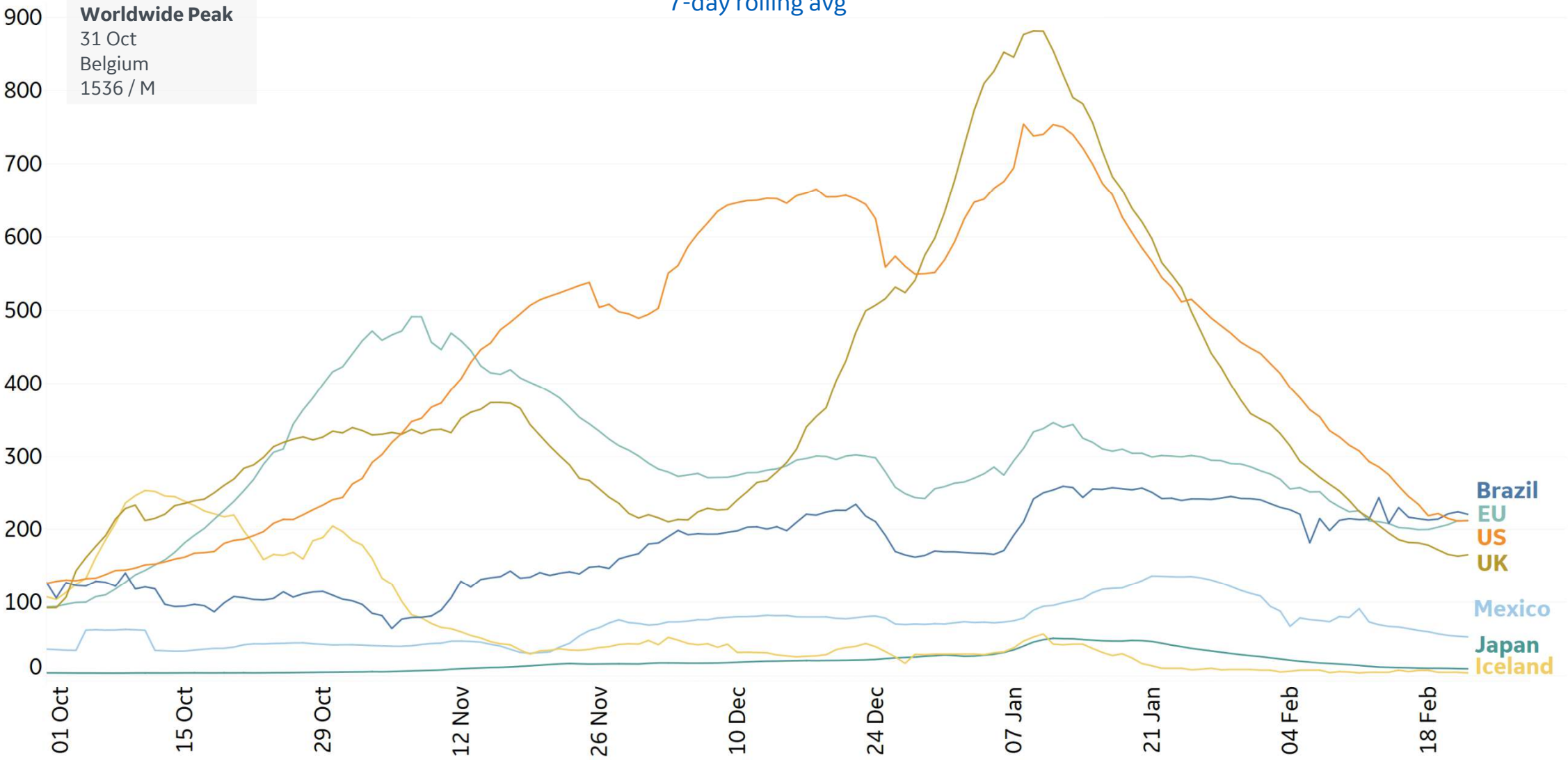
New Confirmed Cases in Select Countries

Updated 23 Feb 2021, 3:30 GMT

7

Daily New Confirmed Cases / 1M

7-day rolling avg



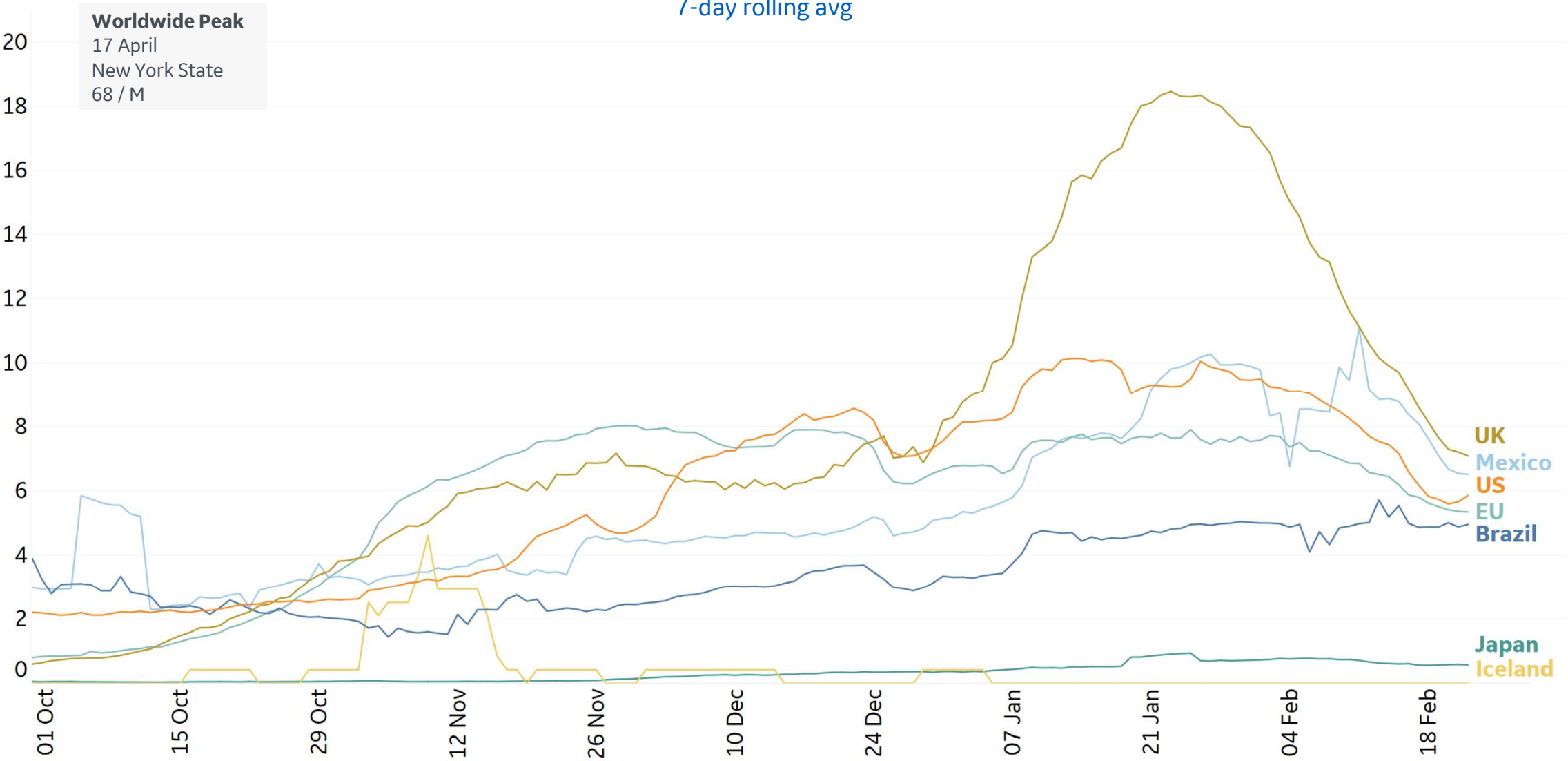


New Deaths in Select Countries

Updated 23 Feb 2021, 3:30 GMT

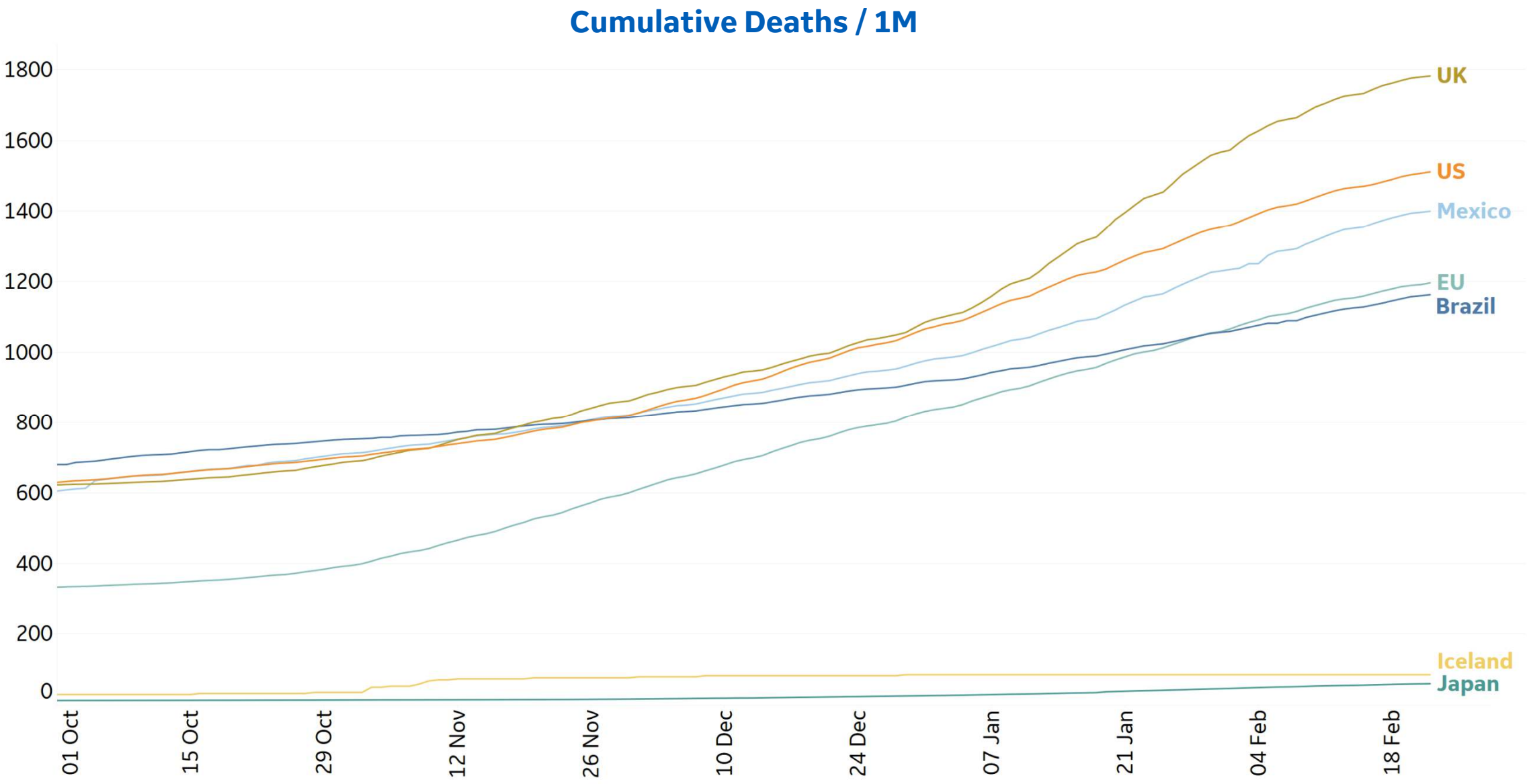
8

Daily New Deaths / 1M
7-day rolling avg



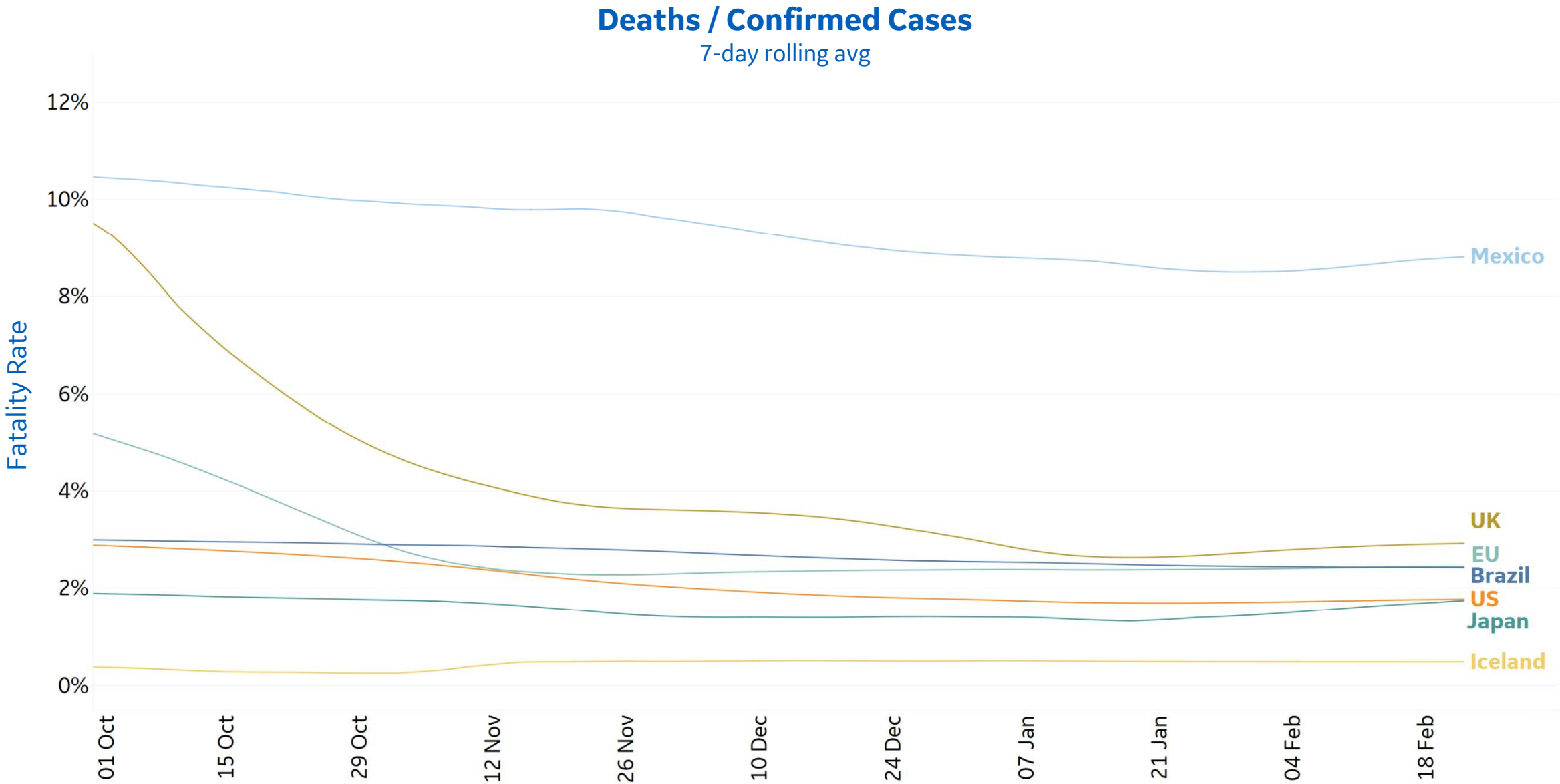


Cumulative Deaths in Select Countries





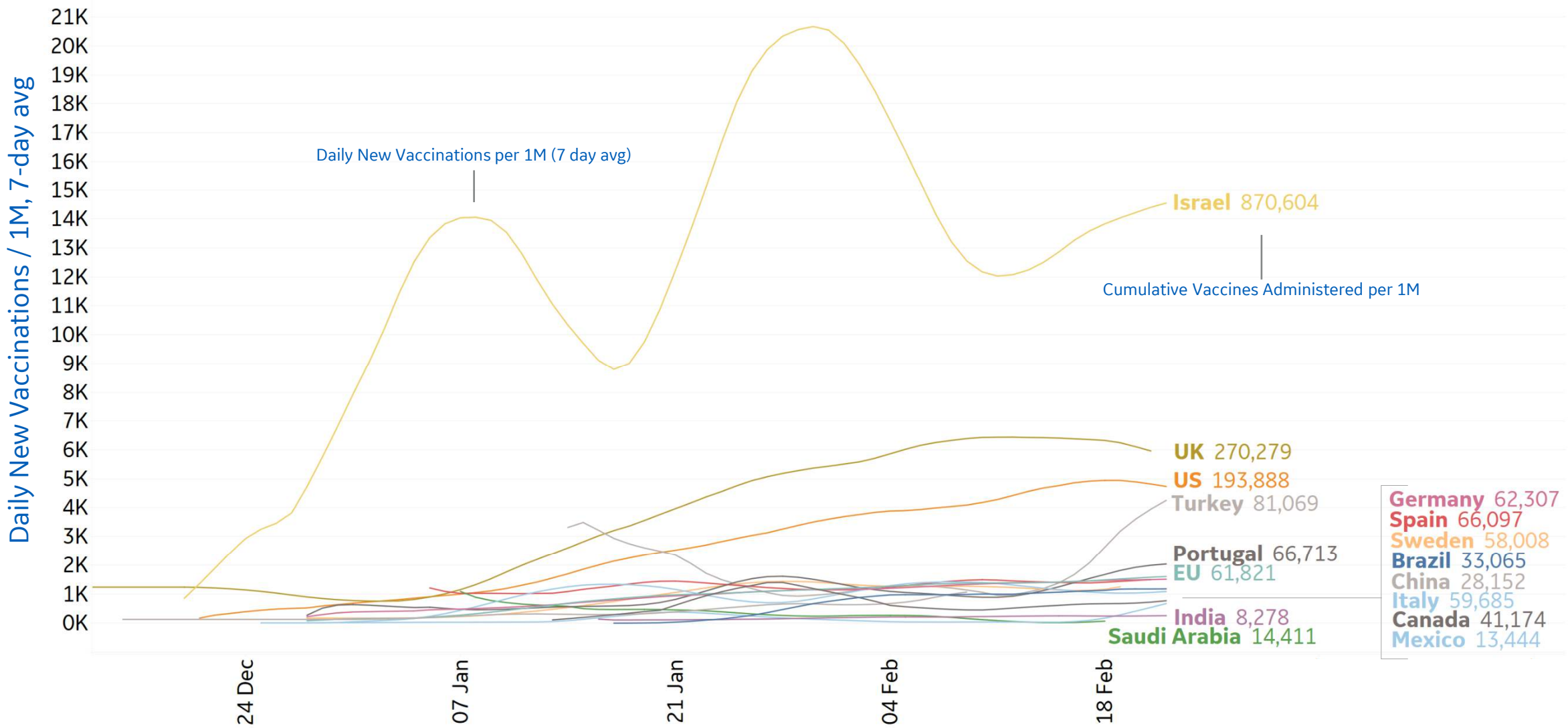
Fatality Rate in Select Countries





Daily & Total Vaccinations, Select Countries

Select countries with data available





US State Vaccinations to Date



State	% Fully Vaccinated	% Rec'd at Least 1 Dose	Population
Alaska	11.5%	21.0%	731,545
West Virginia	9.7%	16.3%	1,792,147
New Mexico	9.5%	19.1%	2,096,829
South Dakota	8.7%	17.9%	884,659
North Dakota	8.6%	16.9%	762,062
Connecticut	7.8%	16.7%	3,565,287
Hawaii	7.6%	15.8%	1,415,872
Vermont	7.5%	15.1%	623,989
Wyoming	7.5%	15.9%	578,759
Oklahoma	7.3%	15.0%	3,956,971
Florida	6.9%	13.4%	21,477,737
North Carolina	6.8%	13.2%	10,488,084
Colorado	6.8%	14.4%	5,758,736
Montana	6.8%	15.7%	1,068,778
Maine	6.7%	15.2%	1,344,212
Michigan	6.7%	12.8%	9,986,857
Oregon	6.6%	13.3%	4,217,737
Louisiana	6.6%	12.8%	4,648,794
Wisconsin	6.4%	14.9%	5,822,434
New York	6.3%	12.4%	19,453,561
Nebraska	6.2%	13.4%	1,934,408
Minnesota	6.1%	14.0%	5,639,632
Virginia	6.1%	13.9%	8,535,519
New Hampshire	6.1%	13.6%	1,359,711
Indiana	6.0%	13.1%	6,732,219

5.8%

Total US population
fully vaccinated
(**57,806** per million)

13.1%

Total US population
having received
at least 1 dose
(**131,184** per million)

Fully vaccinated people are persons who
have received all doses required per vaccine

State	% Fully Vaccinated	% Rec'd at Least 1 Dose	Population
Rhode Island	6.0%	13.5%	1,059,361
Ohio	5.9%	12.9%	11,689,100
Georgia	5.9%	11.4%	10,617,423
New Jersey	5.9%	13.3%	8,882,190
Maryland	5.9%	12.5%	6,045,680
Kentucky	5.9%	12.8%	4,467,673
Nevada	5.7%	13.2%	3,080,156
Washington	5.7%	13.5%	7,614,893
Missouri	5.7%	12.1%	6,137,428
Massachusetts	5.6%	15.7%	6,892,503
Idaho	5.4%	12.7%	1,787,065
Arizona	5.4%	15.2%	7,278,717
Arkansas	5.4%	12.3%	3,017,804
Tennessee	5.3%	11.2%	6,829,174
Kansas	5.2%	12.3%	2,913,314
California	5.2%	13.9%	39,512,223
South Carolina	5.1%	12.6%	5,148,714
Pennsylvania	5.1%	13.3%	12,801,989
Delaware	5.0%	13.8%	973,764
Texas	4.9%	11.3%	28,995,881
Mississippi	4.9%	11.9%	2,976,149
Iowa	4.8%	14.4%	3,155,070
Utah	4.6%	11.1%	3,205,958
Alabama	4.5%	11.6%	4,903,185
Illinois	4.5%	13.8%	12,671,821



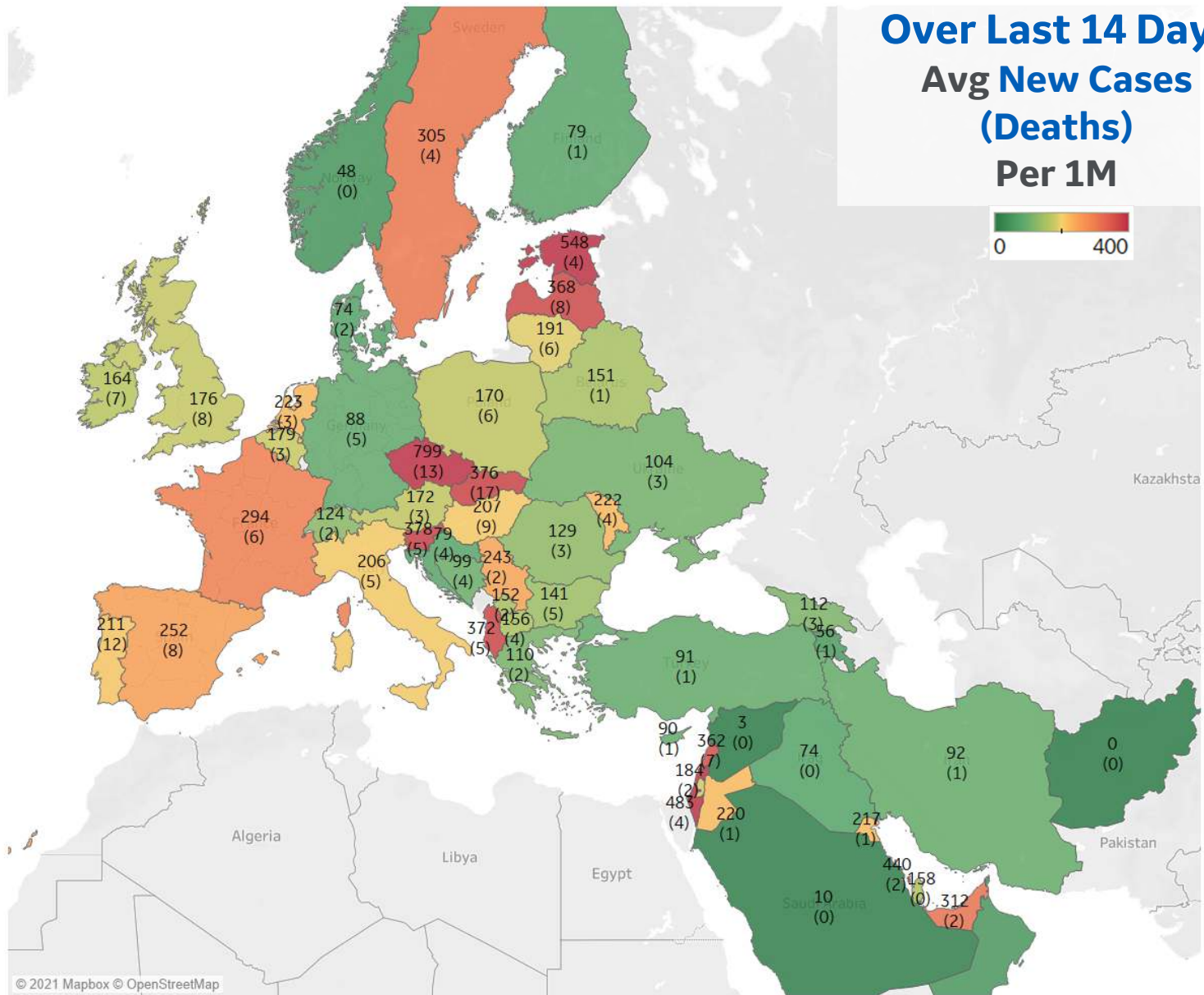
Per 1M in Region

	Today	Change
Active Cases	16,172	+0.3%
Confirmed	133 new	+0.3%
Deaths	3 new	+0.3%
Recovered	83 new	+0.4%

Most Daily New Cases / 1M

Czechia	799
Estonia	548
Israel	483
Bahrain	440
Slovenia	378
Slovakia	376
Albania	372
Latvia	368
Lebanon	362
UAE	312

* Excludes regions with population < 1M



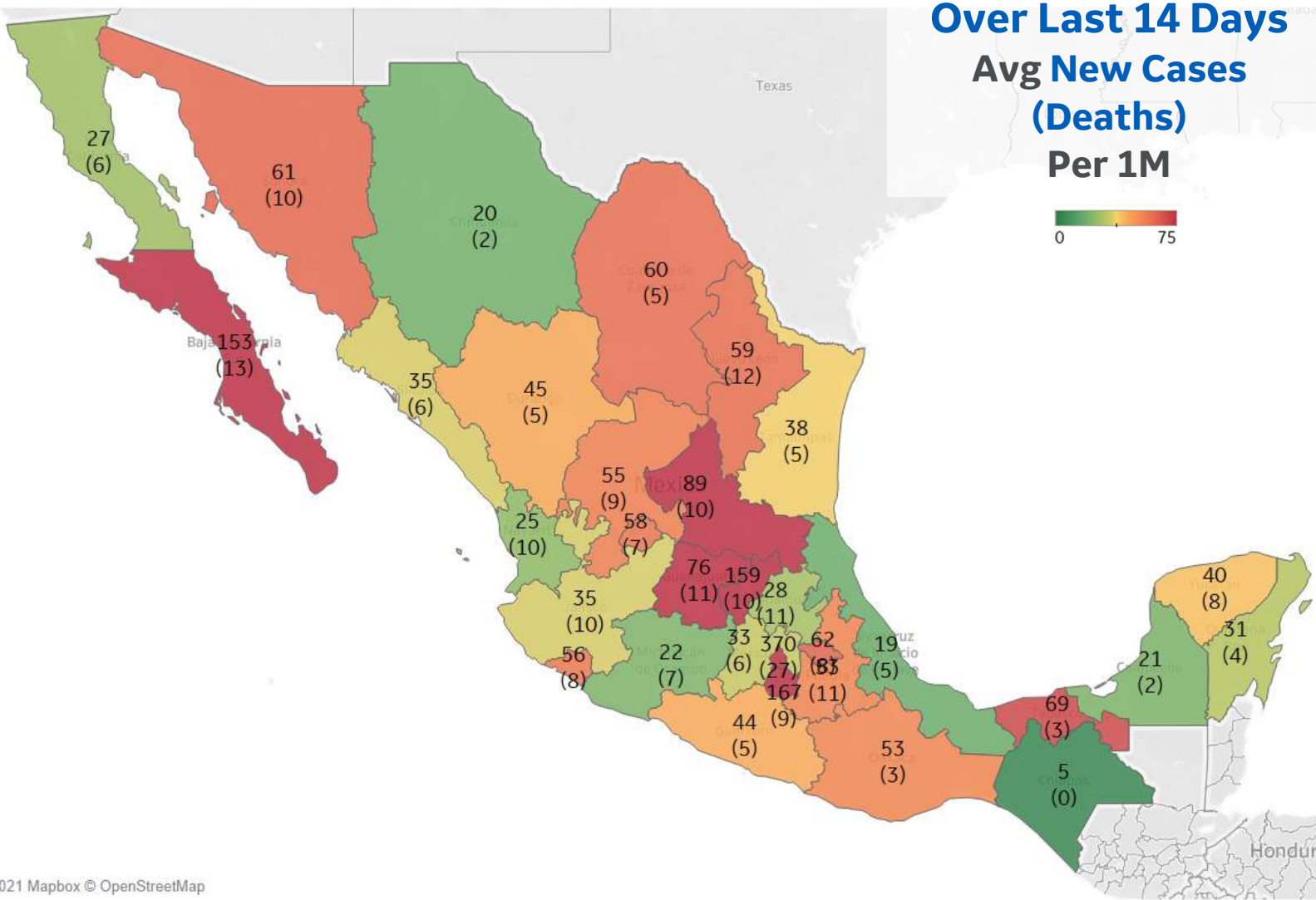


Per 1M in Region

	Today	Change
Active Cases	2,025	-1.8%
Confirmed	17 new	+0.1%
Deaths	3 new	+0.2%
Recovered	52 new	+0.4%

Most Daily New Cases / 1M

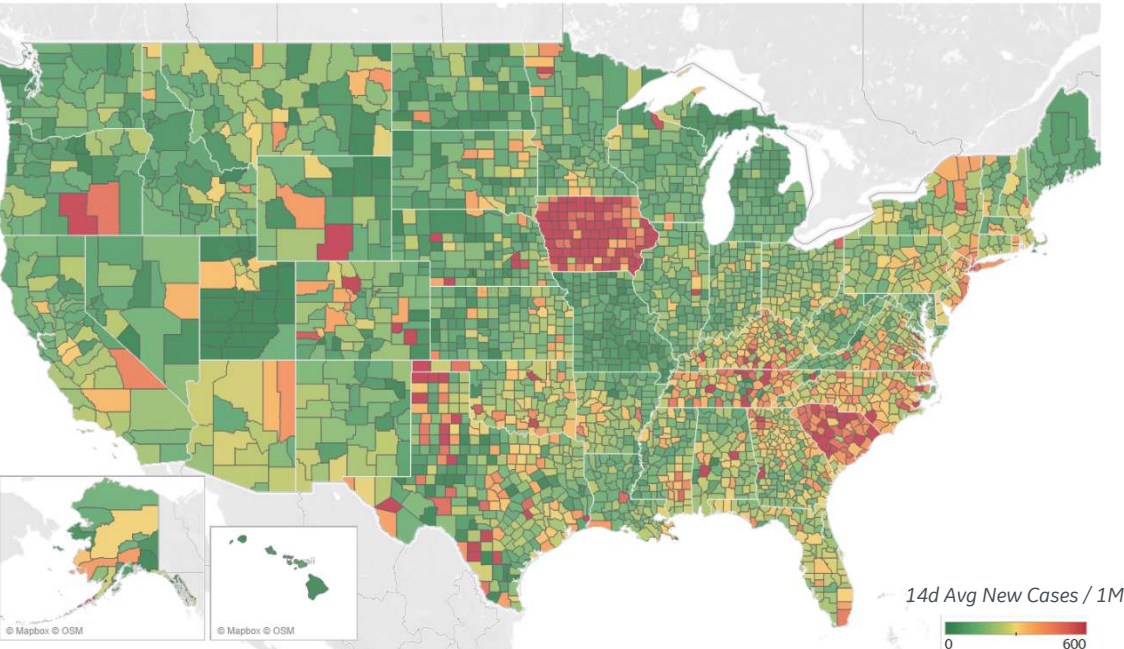
Distrito Federal	370
Morelos	167
Querétaro	159
Baja California Sur	153
San Luis Potosí	89
Guanajuato	76
Tabasco	69
Nacional	69
Tlaxcala	62
Sonora	61





US Counties: Recent Cases and Deaths

Average New Cases per 1M Over Last 14 Days

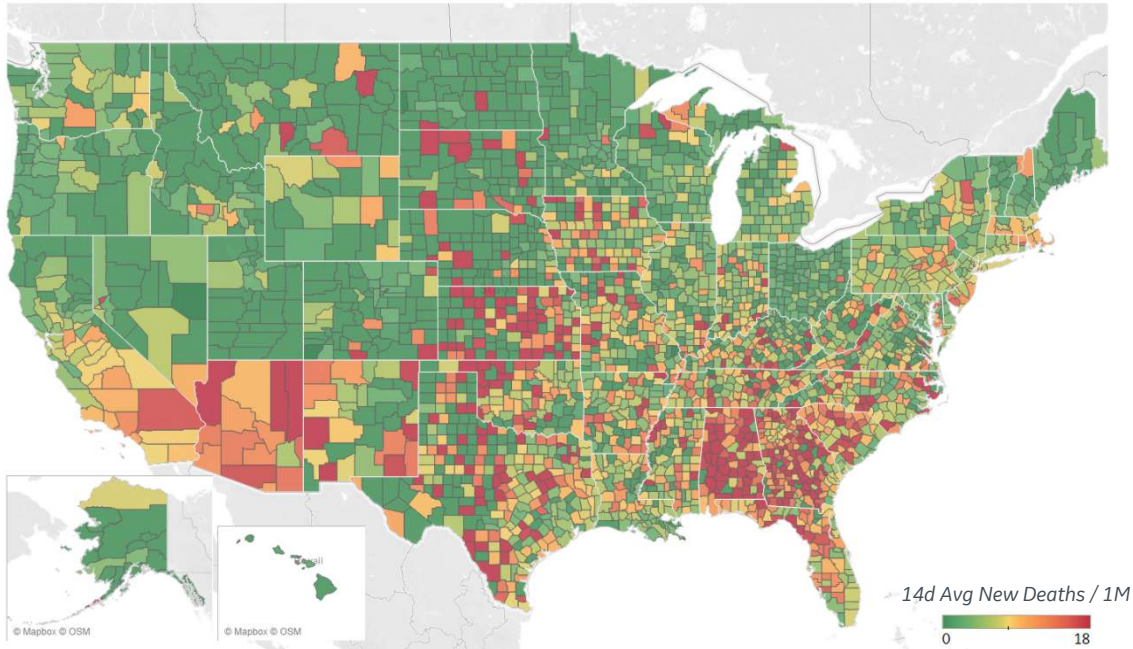


Top 10 by New Confirmed

Avg New Confirmed Cases / 1M

Polk County, IA	1,188
Lexington County, SC	713
Horry County, SC	595
Spartanburg County, SC	588
York County, SC	564
Richland County, SC	519
Greenville County, SC	500
New York City*	498
Chesterfield County, VA	491
Nassau County, NY	486

Average New Deaths per 1M Over Last 14 Days



Top 10 by New Deaths

Avg New Deaths/ 1M

Webb County, TX	21
Pima County, AZ	17
Marion County, FL	16
San Bernardino County, CA	16
Lake County, FL	15
Spartanburg County, SC	14
Maricopa County, AZ	14
Madison County, AL	13
Los Angeles County, CA	13
Pinal County, AZ	12

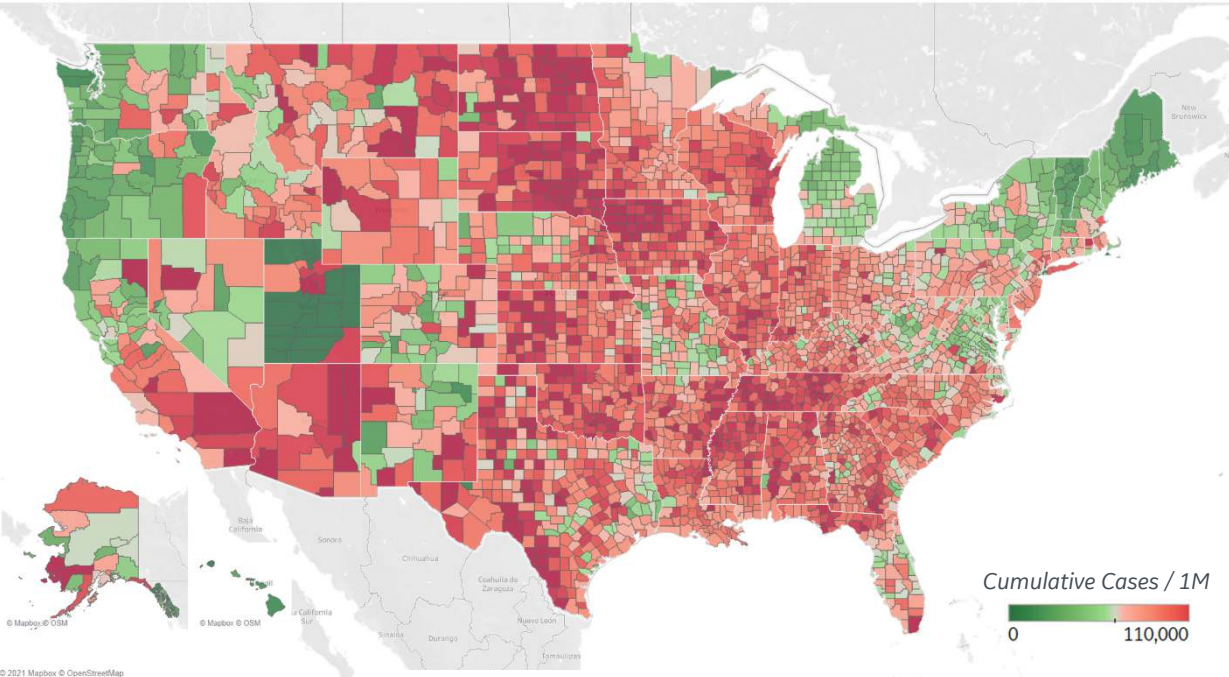
Note: Lists includes counties
≥ 250K population



US Counties: Cumulative Cases and Deaths

Updated 23 Feb 2021, 3:30 GMT 16

Confirmed **Cases** per 1M to date

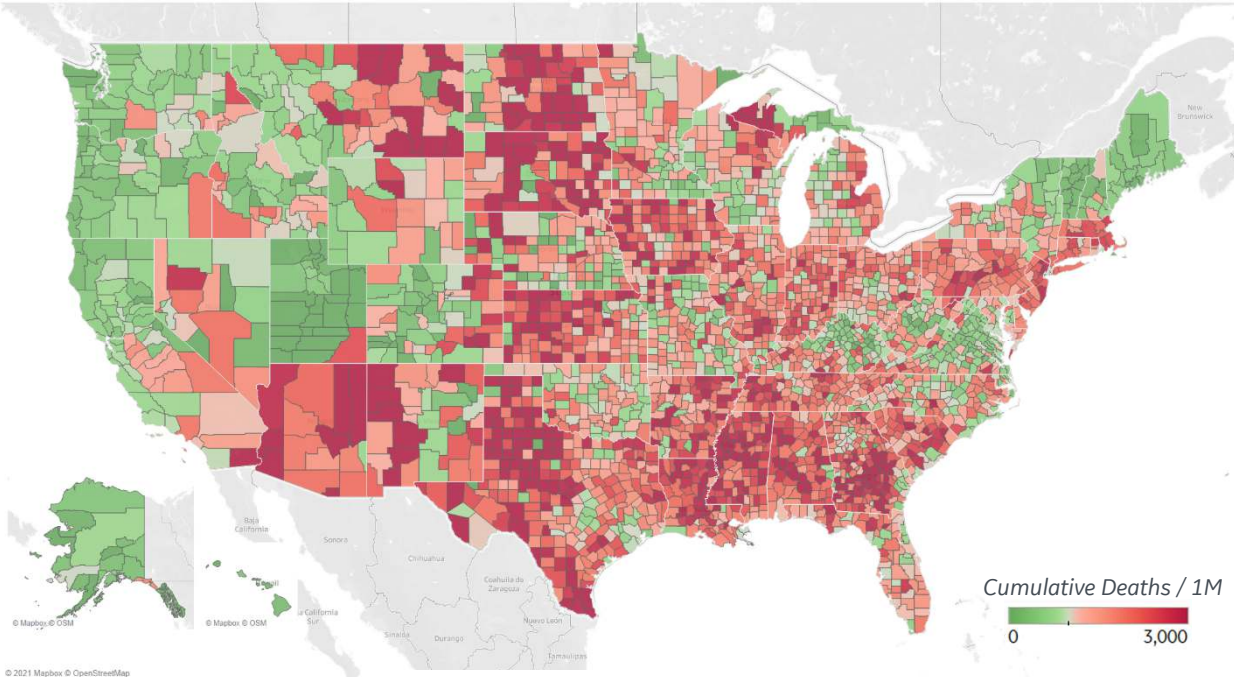


Top 10 Counties

Total Confirmed Cases / 1M

Lubbock County, TX	154,504
Webb County, TX	153,514
Miami-Dade County, FL	148,424
El Paso County, TX	145,090
Utah County, UT	140,091
San Bernardino County, CA	130,667
Providence County, RI	125,622
Brown County, WI	122,438
Greenville County, SC	119,654
Salt Lake County, UT	118,285

Reported **Deaths** per 1M to date



Top 10 Counties

Total Reported Deaths / 1M

New York City*	5,341
Cameron County, TX	3,334
Essex County, NJ	3,314
Passaic County, NJ	3,314
Union County, NJ	3,126
Hidalgo County, TX	2,987
Ocean County, NJ	2,986
Hudson County, NJ	2,934
Hampden County, MA	2,805
Bergen County, NJ	2,781

Note: Lists includes counties $\geq 250K$ population

* New York City counties aggregated into one reporting area



Per 1M in Region

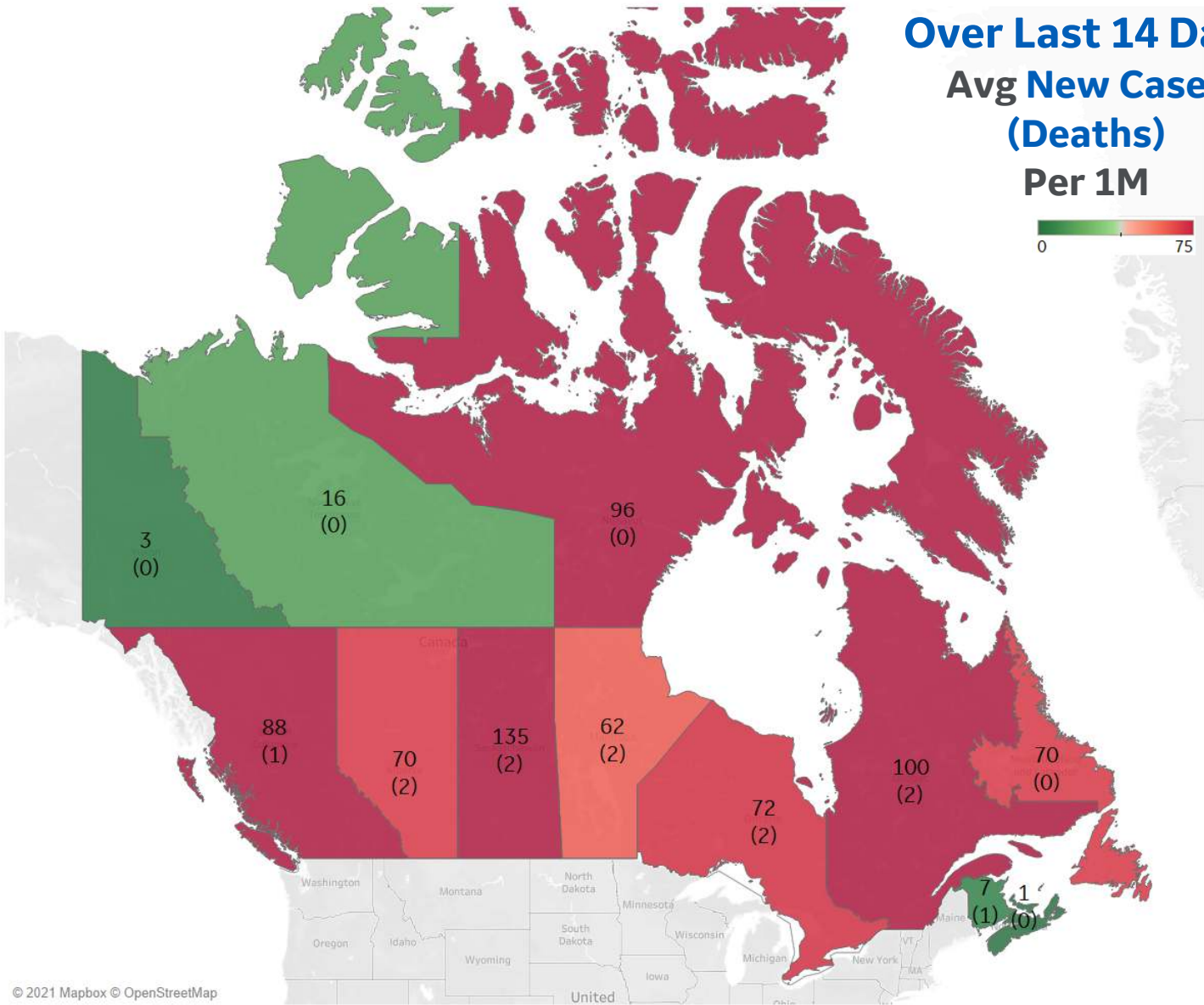
	Today	Change
Active Cases	816	-0.5%
Confirmed	91 new	+0.4%
Deaths	1 new	+0.2%
Recovered	94 new	+0.4%

Most Daily New Cases / 1M

Saskatchewan	135
Quebec	100
British Columbia	88
Ontario	72
Alberta	70
Manitoba	62

* Excludes regions with population < 1M

Over Last 14 Days Avg New Cases (Deaths) Per 1M





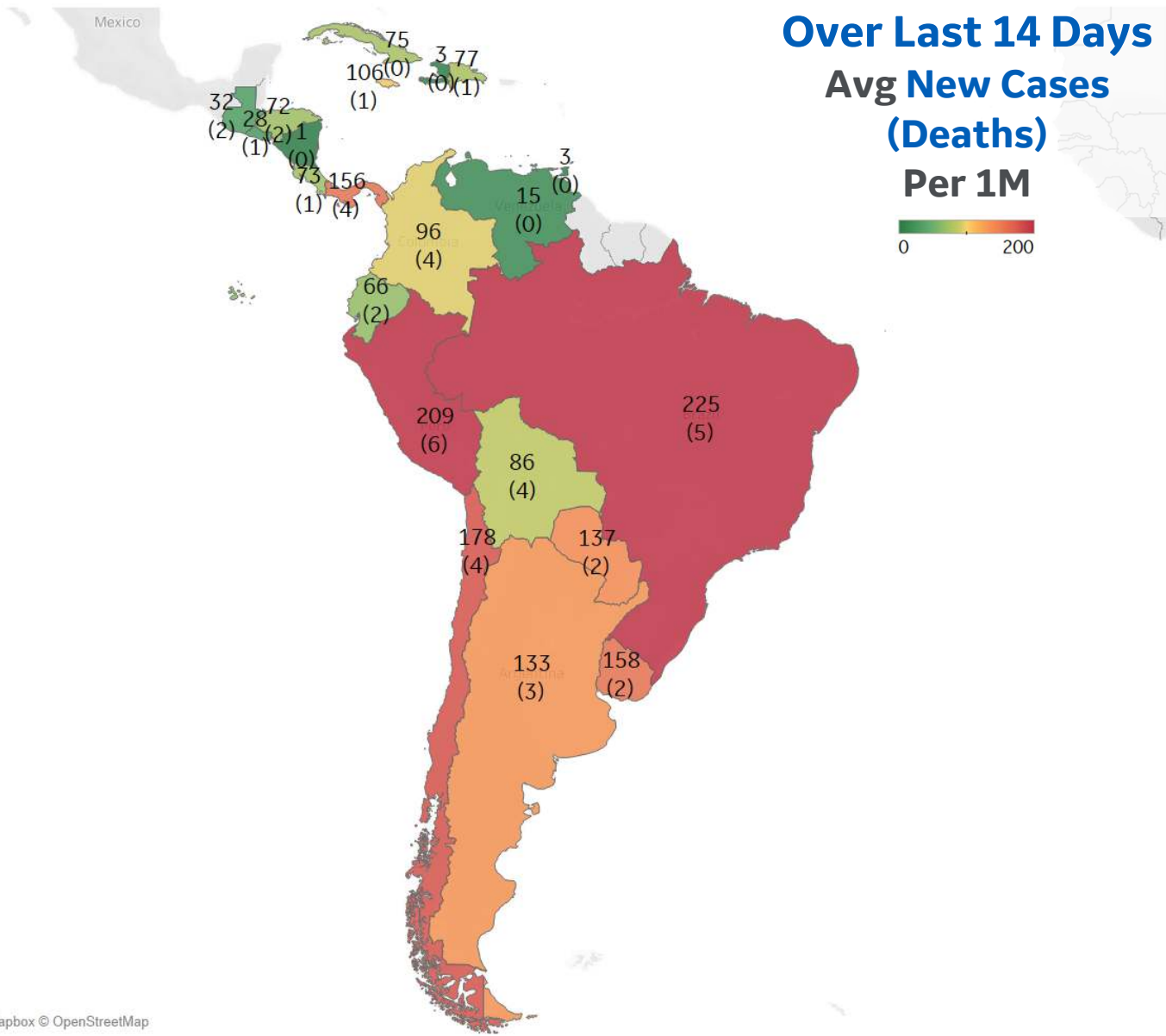
Per 1M in Region

	Today	Change
Active Cases	2,734	+0.7%
Confirmed	91 new	+0.3%
Deaths	2 new	+0.3%
Recovered	71 new	+0.2%

Most Daily New Cases / 1M

Brazil	225
Peru	209
Chile	178
Uruguay	158
Panama	156
Paraguay	137
Argentina	133
Jamaica	106
Colombia	96
Bolivia	86

* Excludes regions with population < 1M





Brazil



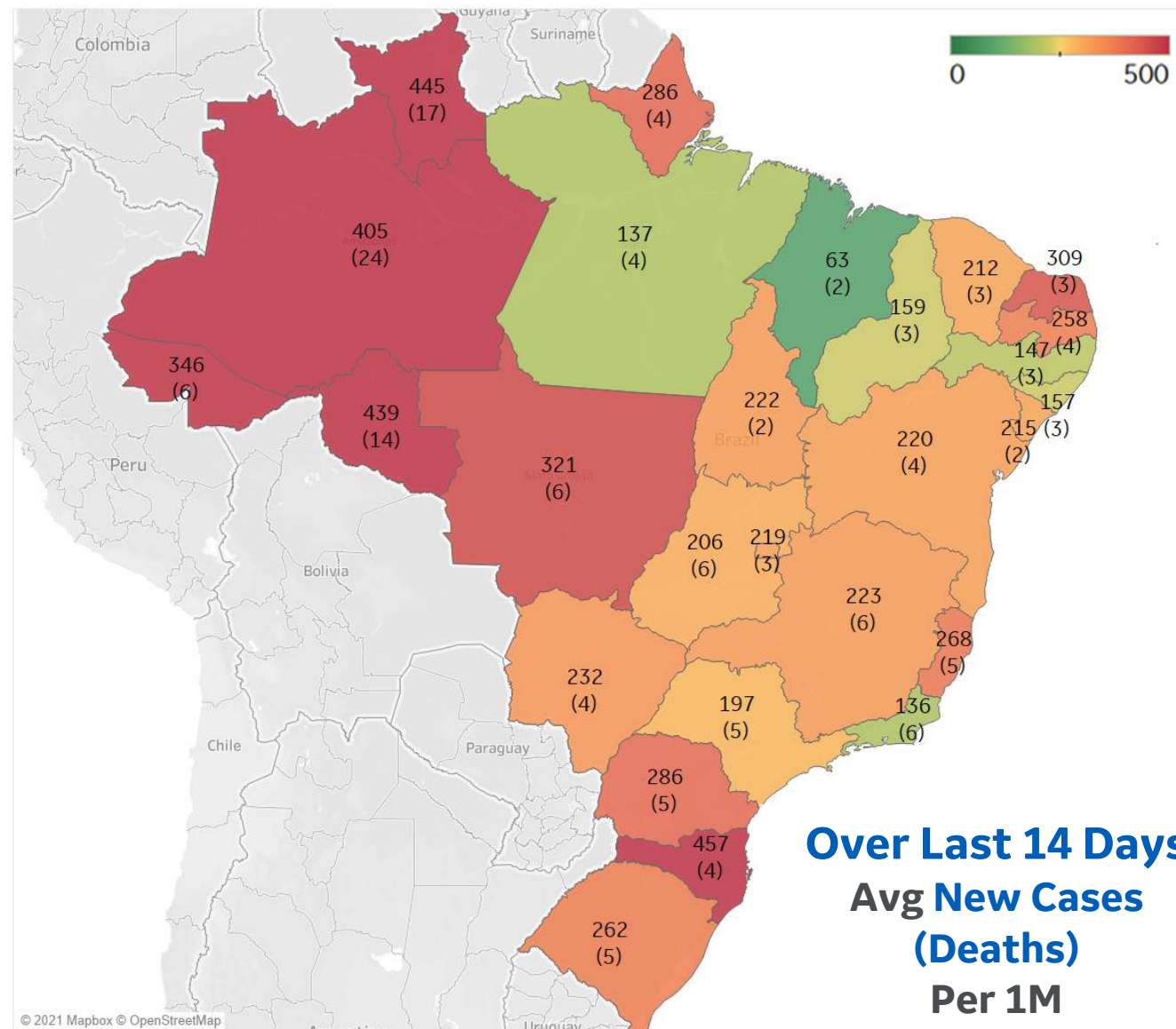
Per 1M in Region

	Today	Change
Active Cases	3,951	+1.7%
Confirmed	127 new	+0.3%
Deaths	3 new	+0.3%
Recovered	59 new	+0.1%

Most Daily New Cases / 1M

Santa Catarina	457
Rondônia	439
Amazonas	405
MatoGrosso	321
Rio Grande do ..	309
Paraná	286
Espírito Santo	268
Rio Grande do ..	262
Paraíba	258
MatoGrosso do ..	232

* Excludes regions with population < 1M





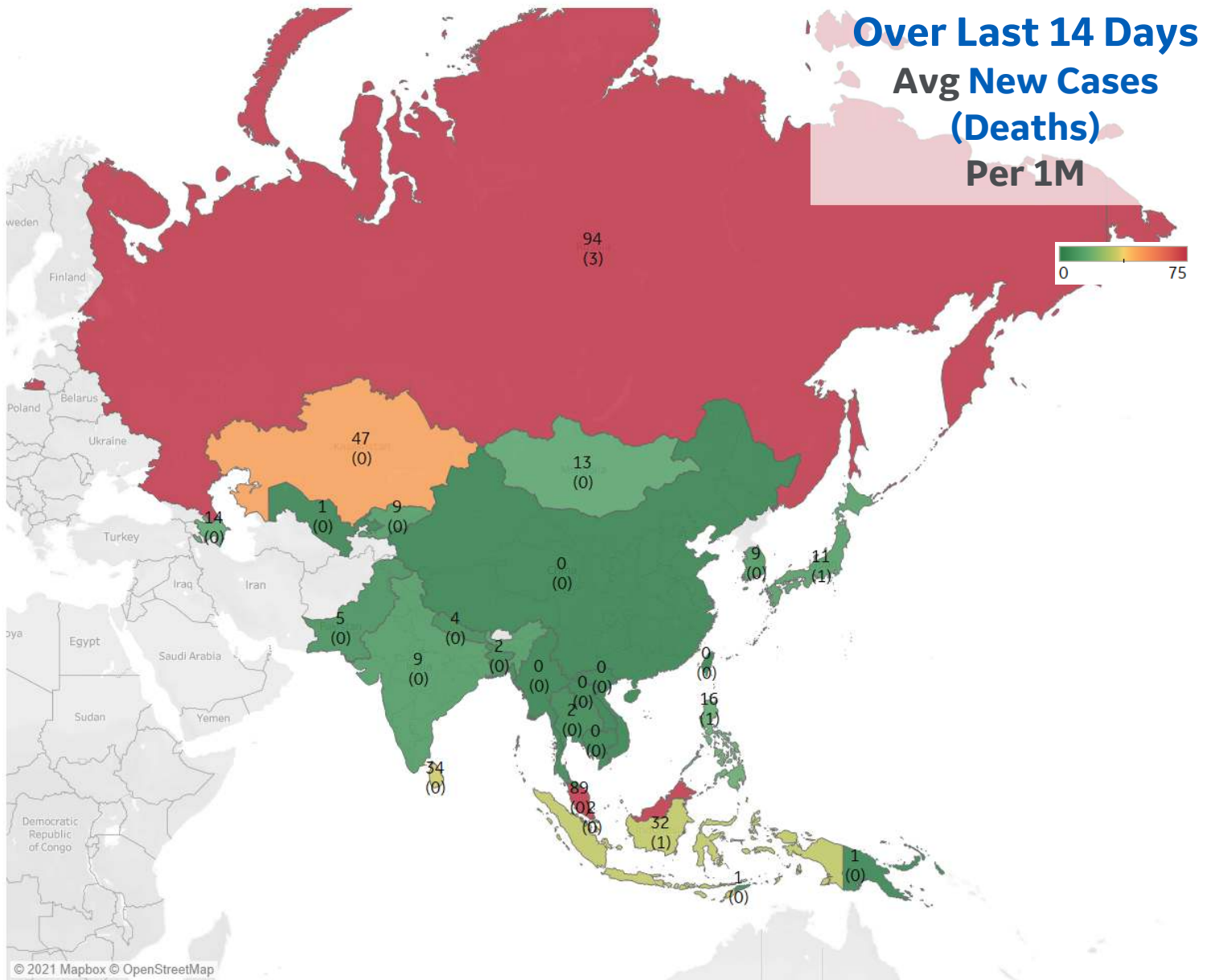
Per 1M in Region

	Today	Change
Active Cases	199	-0.5%
Confirmed	10 new	+0.2%
Deaths	0.2 new	+0.2%
Recovered	11 new	+0.3%

Most Daily New Cases / 1M

Russia	94
Malaysia	89
Kazakhstan	47
Sri Lanka	34
Indonesia	32
Philippines	16
Azerbaijan	14
Mongolia	13
Japan	11
Kyrgyzstan	9

* Excludes regions with population < 1M



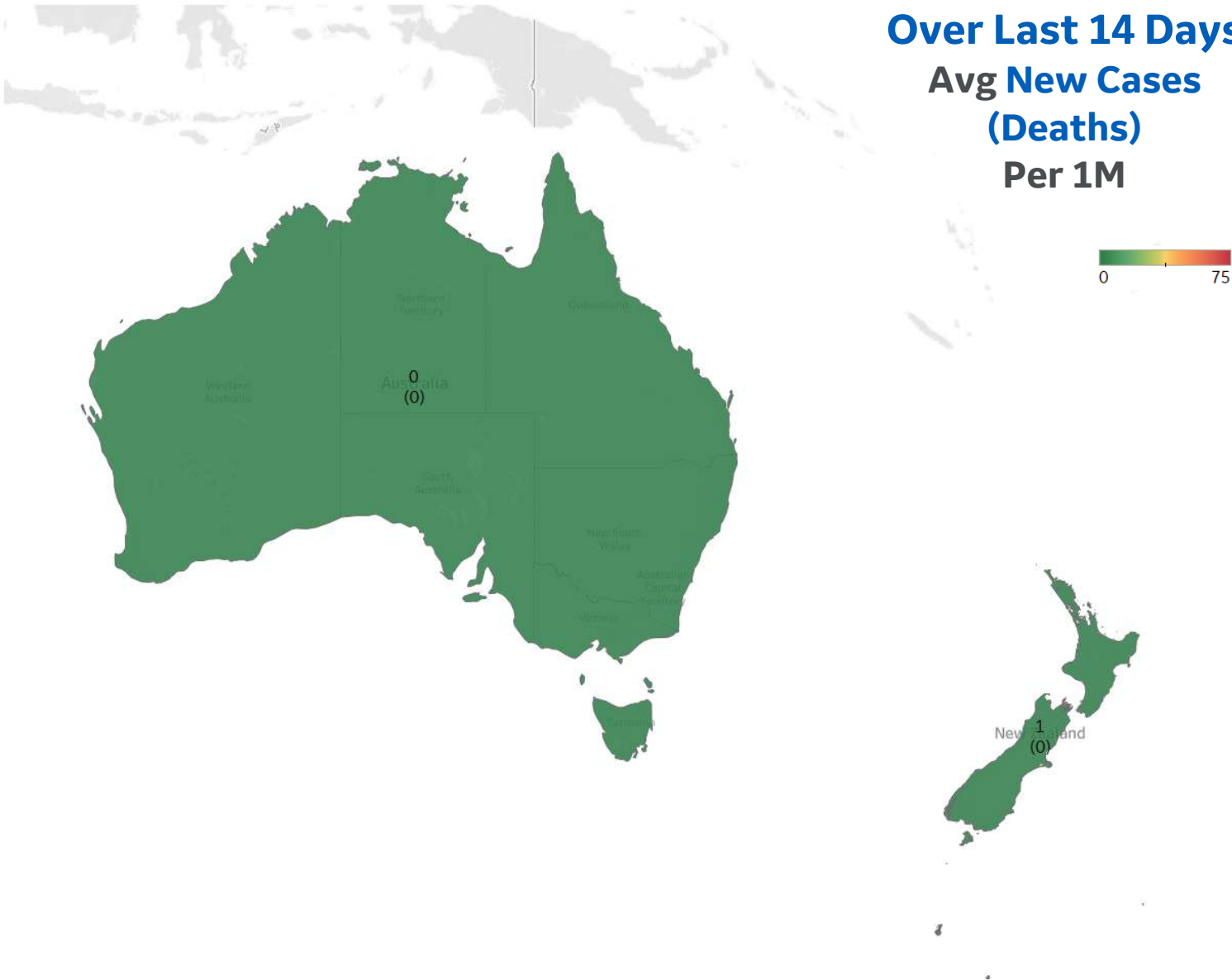


Per 1M in Region

	Today	Change
Active Cases	167	+0%
Confirmed	0 new	+0%
Deaths	0 new	+0%
Recovered	0 new	+0%

Most Daily New Cases / 1M

New Zealand	1
Australia	0





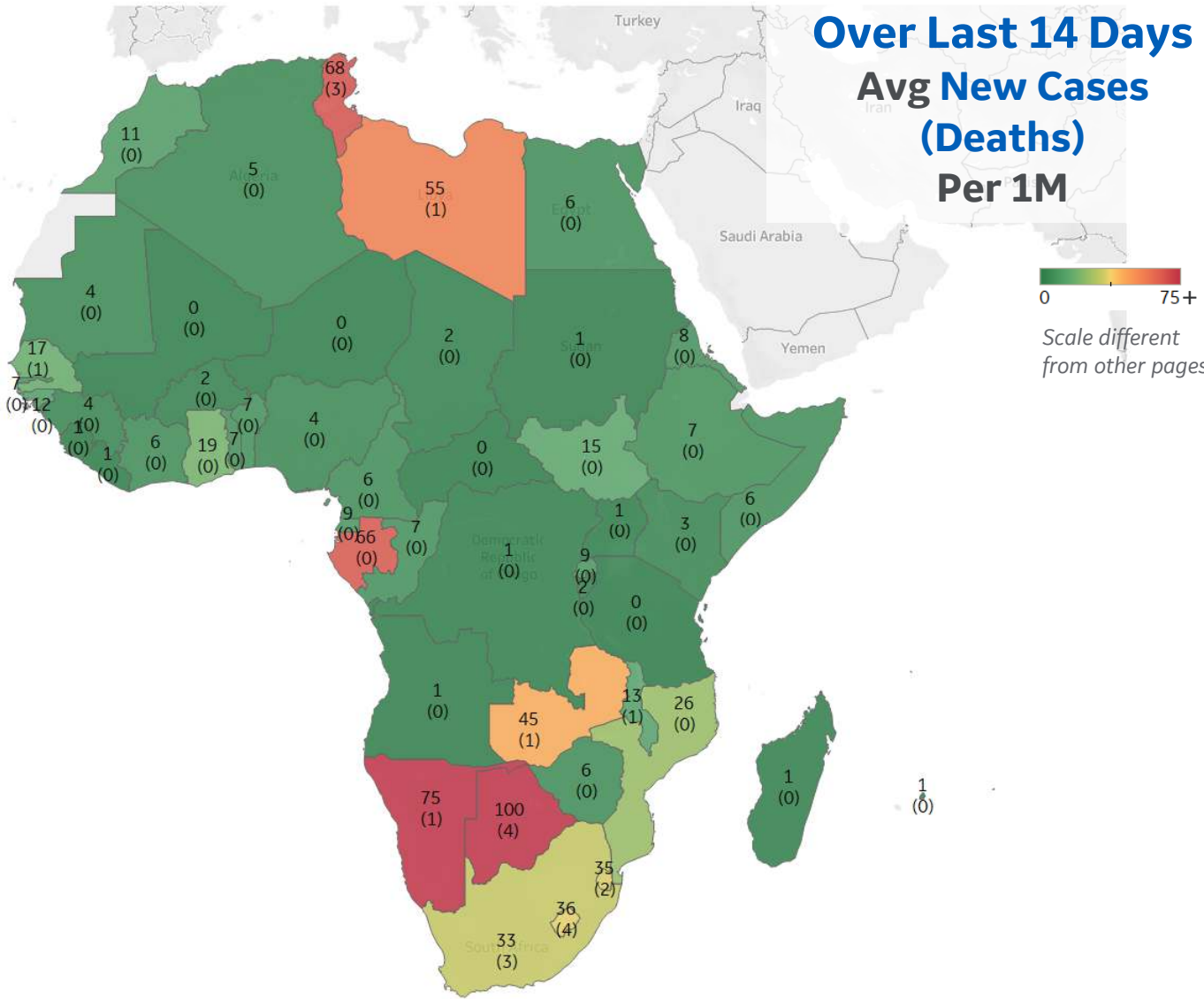
Per 1M in Region

	Today	Change
Active Cases	257	-0.5%
Confirmed	7 new	+0.2%
Deaths	0.3 new	+0.3%
Recovered	8 new	+0.3%

Most Daily New Cases / 1M

Botswana	100
Namibia	75
Tunisia	68
Gabon	66
Libya	55
Zambia	45
Lesotho	36
Eswatini	35
South Africa	33
Mozambique	26

* Excludes regions with population < 1M





Sources



*** Per 1M = Per 1 Million Population unless otherwise noted*

Johns Hopkins Coronavirus Resource Center:

<https://coronavirus.jhu.edu/map.html>

Worldometer Coronavirus Reporting:

<https://www.worldometers.info/coronavirus/>

Public Health England:

<https://www.gov.uk/government/publications/covid-19-track-coronavirus-cases>

US Department of Homeland Security, Homeland Infrastructure Foundation-Level Data:

<https://hifld-geoplatform.opendata.arcgis.com/datasets/hospitals>

City of New York, NYC Health:

<https://www1.nyc.gov/site/doh/covid/covid-19-data.page>

Chicago Coronavirus Latest Data:

<https://www.chicago.gov/city/en/sites/covid-19/home/latest-data.html>

National Health Commission of the PRC:

<http://www.nhc.gov.cn/xcs/yqtb/202003/bf66696029ba420098164607240074f8.shtml>

CDC, Severe Outcomes Among Patients with Coronavirus Disease 2019 (COVID-19):

<https://www.cdc.gov/mmwr/volumes/69/wr/mm6912e2.htm>

Italian Department of Civil Protection, COVID Monitoring:

<http://opendatadpc.maps.arcgis.com/apps/opsdashboard/index.html#/b0c68bce2cce478eaac82fe38d4138b1>

The COVID Tracking Project:

<https://covidtracking.com/data/>

UK Office for National Statistics:

<https://www.ons.gov.uk/peoplepopulationandcommunity/birthsdeathsandmarriages/deaths/bulletins/deathsregisteredweeklyinenglandandwalesprovisional/weekending24april2020>

COVID-19 Information for Switzerland:

<https://www.corona-data.ch/>

European Centre for Disease Prevention and Control:

<https://www.ecdc.europa.eu/en/publications-data/download-data-hospital-and-icu-admission-rates-and-current-occupancy-covid-19>

Worldwide Survival Rate, last 30d calculation =

$$\frac{[(Total\ Confirmed - Total\ Confirmed\ 30d\ ago) - (Total\ Deaths - Total\ Deaths\ 30d\ ago)]}{(Total\ Confirmed - Total\ Confirmed\ 30d\ ago)}$$

Secretary of Health, Mexico:

<https://www.gob.mx/salud/en>

OECD Economic Outlooks, Statistics:

https://www.oecd-ilibrary.org/economics/data/oecd-economic-outlook-statistics-and-projections_eo-data-en

Public Health Authority of Sweden:

<https://www.folkhalsomyndigheten.se/smittskydd-beredskap/utbrott/aktuella-utbrott/covid-19/bekraftade-fall-i-sverige>

CDC Provisional COVID19 Deaths Counts

<https://data.cdc.gov/NCHS/Provisional-COVID-19-Death-Counts-by-Sex-Age-and-S/9bhg-hcku>

Canada Regional Data:

<https://health-infobase.canada.ca/covid-19/epidemiological-summary-covid-19-cases.html#fn1>

Canada Regional Populations (Q4 2019):

<https://www150.statcan.gc.ca/t1/tbl1/en/tv.action?pid=1710000901>

CDC COVID Data Tracker:

<https://covid.cdc.gov/covid-data-tracker/#vaccinations>