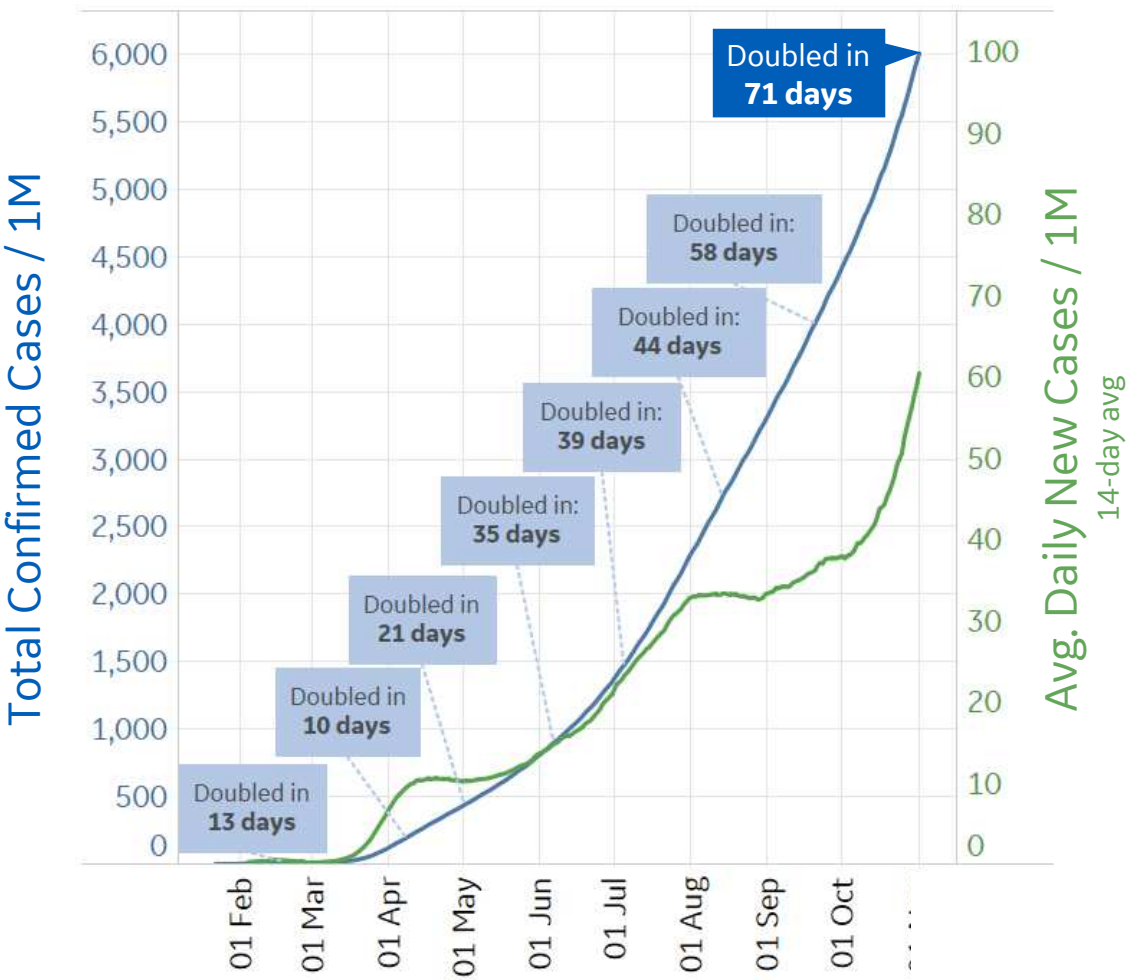




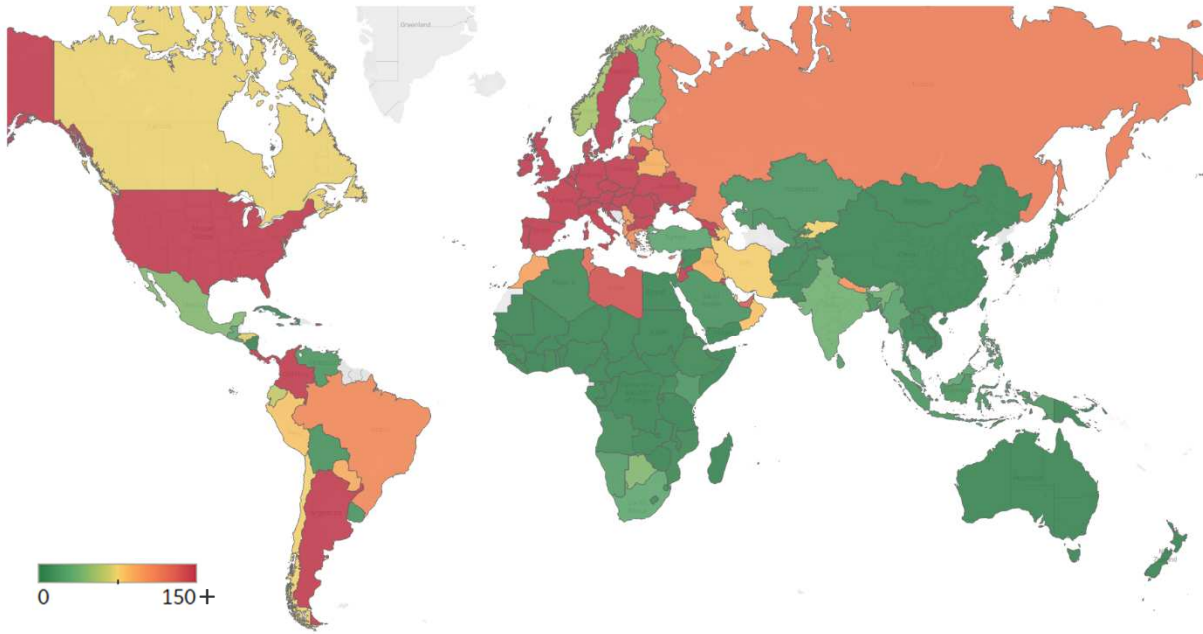
Global Confirmed & Active Cases

Trend since 22 Jan



Avg. Daily New Cases / 1M

Over the last 14 days



Per 1M:	New Today	Change from 30 Days Ago
Active	24	+50%
Confirmed	58	+34%
Deaths	1	+17%
Recovered	33	+29%
Worldwide Survival Rate	97.4%	+0.39%

Worldwide Survival Rate = (Total Confirmed - Total Deaths) / (Total Confirmed)



New Confirmed Cases & New Deaths

Key

World

North America

Europe

Middle East

Cent & South America

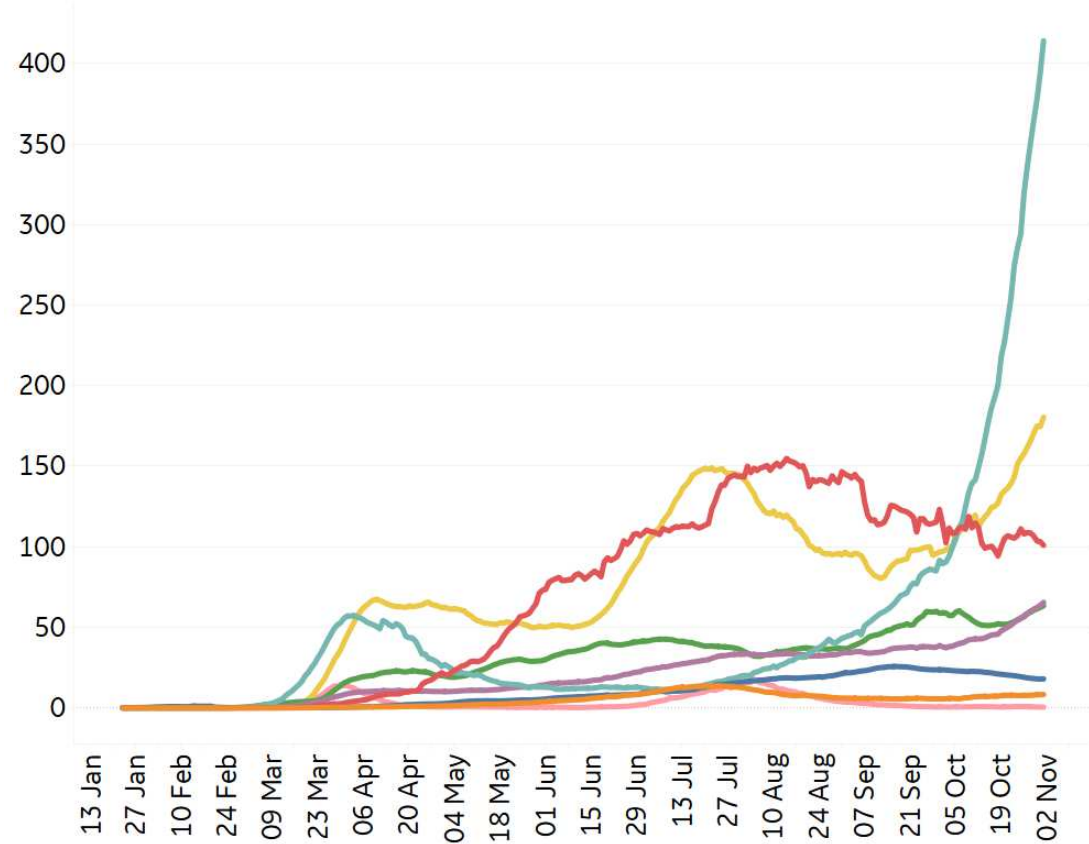
Asia

Africa

Oceania

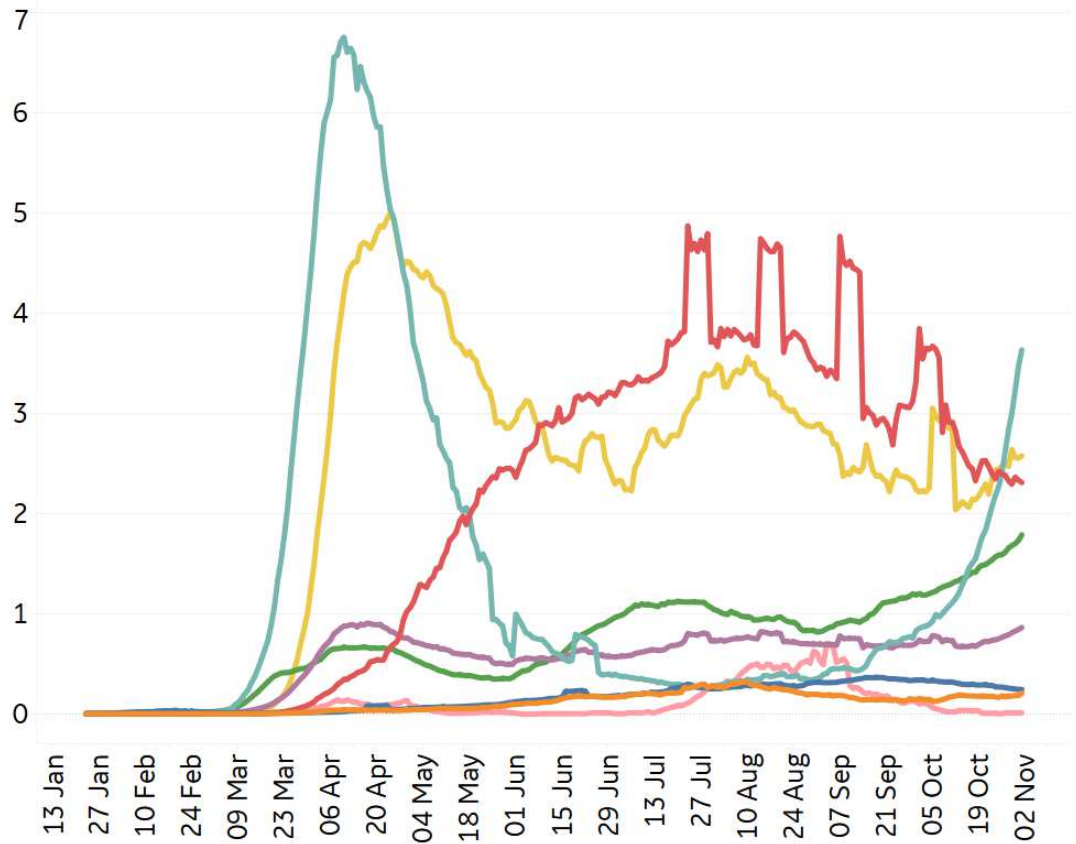
New Confirmed Cases / 1M

7-day rolling average



New Deaths / 1M

7-day rolling average





Top 50 Countries: Per 1M



1 - 25

	Average over last 7 days		Total Since 22 Jan			Change from 14d Ago in 14 day avg of daily new	
	New Confirmed	New Deaths	Total Confirmed	Total Recovered	Total Deaths	Confirmed	Deaths
Peru	60	1	27,372	25,027	1,046	-16%	-29%
Belgium	1,479	11	38,053	2,228	1,013	138%	279%
Spain	426	3	25,360	3,216	767	70%	25%
Brazil	102	2	26,090	23,628	753	4%	-13%
Bolivia	12	1	12,150	9,582	748	-29%	-34%
Chile	73	2	26,776	25,537	745	-7%	-7%
US	246	2	27,815	10,968	698	43%	14%
UK	339	4	15,291	N/A**	689	42%	137%
Argentina	262	7	25,966	21,801	689	-4%	-7%
Italy	434	4	11,732	4,836	642	232%	310%
Panama	170	2	31,134	25,873	627	1%	1%
Colombia	188	5	21,280	19,208	625	18%	25%
Sweden	195	0	12,313	N/A**	588	137%	-13%
France	819	6	22,352	1,895	568	136%	223%
North Macedo..	376	6	15,569	10,123	482	82%	118%
Armenia	695	9	31,133	18,840	460	126%	171%
Moldova	180	4	18,984	13,959	446	-9%	-1%
Netherlands	574	3	21,380	345	438	42%	127%
EU	460	4	14,739	4,073	395	123%	137%
Ireland	141	1	12,557	4,732	388	1%	50%
Bos. and Herz.	462	7	15,699	8,594	380	202%	151%
Kosovo	107	1	10,474	8,361	367	126%	9%
Romania	275	5	12,822	9,147	367	49%	38%
South Africa	26	1	12,255	11,049	327	2%	-37%
Czechia	1,115	16	31,903	14,700	320	83%	189%

26 - 50

	Average over last 7 days		Total Since 22 Jan			Change from 14d Ago in 14 day avg of daily new	
	New Confirmed	New Deaths	Total Confirmed	Total Recovered	Total Deaths	Confirmed	Deaths
Israel	82	3	36,386	34,973	295	-67%	-30%
Iraq	84	1	11,816	10,014	273	2%	-17%
Costa Rica	193	3	21,588	13,097	272	-11%	-13%
Honduras	72	1	9,916	4,108	270	11%	-27%
Switzerland	835	4	17,823	7,534	269	298%	341%
Portugal	359	3	14,156	8,019	249	114%	106%
Oman	78	2	22,663	20,699	244	-33%	17%
Dom. Rep.	37	0	11,738	9,706	207	-13%	-23%
Russia	118	2	11,133	8,350	192	29%	43%
Bahrain	140	1	48,145	46,426	189	-23%	-48%
Kuwait	164	1	29,629	27,527	183	14%	5%
Slovenia	873	8	17,148	6,150	175	239%	430%
Saudi Arabia	11	1	9,986	9,601	156	-6%	-24%
Poland	476	5	10,038	3,873	153	170%	134%
Croatia	526	4	12,544	8,535	137	227%	206%
Austria	461	2	12,200	7,699	125	171%	196%
West Bank an..	113	1	11,832	10,237	107	23%	4%
Belarus	100	0	10,526	9,227	104	50%	-28%
Lebanon	235	2	12,104	6,286	94	14%	8%
Georgia	440	5	10,209	6,293	84	148%	131%
Qatar	77	0	46,066	45,047	81	12%	0%
UAE	127	0	13,539	13,195	50	9%	-11%
Slovakia	421	2	10,980	2,344	40	80%	297%
Singapore	1	0	9,917	9,901	5	9%	-100%
Total World	65	1	6,004	4,012	155	36%	15%

*Change from 14d ago:
Compares 14d-avgs. of Daily New Cases/Deaths
today with 14d-avgs. from 14d ago

In the month of October, the country of **Georgia** had the
largest percentage increase in confirmed cases (+529%)

Sorted by Total Deaths / 1M
Top 50 countries selected by Cases / 1M
Excluded countries with population < 1M

N/A** due to inconsistent reporting of Recovered Cases



Top 50 Countries: Raw Volume

Updated 02 Nov 2020, 3:30 GMT

4

1 - 25	Average over last 7 days		Total Since 22 Jan			Change from 14d Ago in 14 day avg of daily new	
	New Confirmed	New Deaths	Total Confirmed	Total Recovered	Total Deaths	Confirmed	Deaths
US	81,336	823	9,206,975	3,630,579	230,995	43%	14%
EU	204,694	1,666	6,562,337	1,813,582	175,875	123%	137%
Brazil	21,654	420	5,545,705	5,022,338	160,074	4%	-13%
India	45,622	513	8,229,313	7,544,798	122,607	-27%	-33%
Mexico	5,462	424	929,392	786,516	91,895	-13%	-19%
UK	23,031	260	1,038,054	N/A**	46,807	42%	137%
Italy	26,222	213	709,335	292,380	38,826	232%	310%
France	53,465	360	1,458,999	123,664	37,057	136%	223%
Spain	19,935	161	1,185,678	150,376	35,878	70%	25%
Iran	7,371	383	620,491	486,691	35,298	54%	44%
Peru	1,970	47	902,503	825,197	34,476	-16%	-29%
Colombia	9,555	257	1,082,767	977,371	31,796	18%	25%
Argentina	11,849	321	1,173,533	985,316	31,140	-4%	-7%
Russia	17,285	307	1,624,648	1,218,619	28,026	29%	43%
South Africa	1,565	63	726,823	655,330	19,411	2%	-37%
Chile	1,400	43	511,864	488,166	14,247	-7%	-7%
Indonesia	3,296	92	412,784	341,942	13,943	-13%	5%
Ecuador	1,080	19	169,194	149,048	12,684	30%	-60%
Belgium	17,141	132	441,018	25,819	11,737	138%	279%
Iraq	3,369	49	475,288	402,782	10,966	2%	-17%
Germany	16,337	68	552,060	363,545	10,541	173%	180%
Turkey	2,239	75	377,473	325,486	10,326	30%	20%
Canada	2,968	34	239,649	200,768	10,230	20%	46%
Bolivia	140	12	141,833	111,848	8,731	-29%	-34%
Ukraine	7,693	136	407,573	168,495	7,515	34%	38%

26 - 50	Average over last 7 days		Total Since 22 Jan			Change from 14d Ago in 14 day avg of daily new	
	New Confirmed	New Deaths	Total Confirmed	Total Recovered	Total Deaths	Confirmed	Deaths
Netherlands	9,841	56	366,351	5,908	7,498	42%	127%
Philippines	1,869	37	383,113	348,760	7,238	-22%	-33%
Romania	5,288	97	246,663	175,975	7,067	49%	38%
Pakistan	927	14	335,093	315,016	6,835	32%	21%
Bangladesh	1,491	20	409,252	325,940	5,941	4%	-10%
Sweden	1,966	1	124,355	N/A**	5,938	137%	-13%
Poland	18,031	192	379,902	146,595	5,783	170%	134%
Saudi Arabia	397	18	347,656	334,236	5,420	-6%	-24%
Morocco	3,580	66	222,544	184,313	3,762	21%	39%
Guatemala	474	13	108,104	97,756	3,738	-9%	-12%
Czechia	11,935	175	341,644	157,418	3,429	83%	189%
Panama	734	10	134,336	111,634	2,706	1%	1%
Israel	714	22	314,943	302,709	2,554	-67%	-30%
Portugal	3,665	33	144,341	81,771	2,544	114%	106%
Switzerland	7,228	35	154,251	65,200	2,326	298%	341%
Dom. Rep.	401	4	127,332	105,289	2,249	-13%	-23%
Kazakhstan	331	4	112,860	106,514	1,825	164%	33%
Costa Rica	983	15	109,971	66,719	1,385	-11%	-13%
Oman	400	10	115,734	105,700	1,246	-33%	17%
Austria	4,153	22	109,881	69,336	1,130	171%	196%
Nepal	2,211	16	173,567	134,842	960	-9%	8%
Kuwait	700	5	126,534	117,558	782	14%	5%
UAE	1,255	3	133,907	130,508	496	9%	-11%
Qatar	221	0	132,720	129,784	232	12%	0%
Total World	506,966	6,662	46,509,232	31,078,769	1,200,361	36%	15%

*Change from 14d ago:
Compares 14d-avgs. of Daily New Cases/Deaths today with 14d-avgs. from 14d ago

Total confirmed cases in the **EU** increased 119% in the month of October

Sorted by Raw Total Deaths
Top 50 countries selected by Total Cases
Excluded countries with population < 1M

N/A** due to inconsistent reporting of Recovered Cases



United States: Per 1M



1 - 25

	Average over last 7 days		Total Since 22 Jan			Change from 14d Ago* in 14 day avg of daily new	
	New Confirmed	New Deaths	Total Confirmed	Total Recovered	Total Deaths	Confirmed	Deaths
New Jersey	180	1	26,979	4,192	1,841	75%	91%
New York	105	1	26,203	4,104	1,724	29%	17%
Massachusetts	189	3	23,171	18,434	1,453	84%	22%
Connecticut	207	2	19,972	2,749	1,295	85%	155%
Louisiana	108	3	39,438	36,275	1,275	1%	2%
Rhode Island	372	3	31,032	2,608	1,134	98%	44%
Mississippi	260	4	40,489	34,066	1,125	10%	12%
DC	122	1	24,611	18,915	915	17%	-50%
Arizona	183	2	34,000	5,688	821	57%	26%
Illinois	502	3	33,423	N/A	795	75%	38%
Florida	191	2	37,593	N/A	782	36%	-37%
Michigan	312	3	19,767	12,125	771	83%	66%
S. Carolina	204	4	34,576	17,765	764	13%	45%
Georgia	149	2	34,093	N/A	752	21%	-28%
Delaware	171	4	25,803	13,649	729	10%	125%
North Dakota	1,373	14	59,107	47,427	697	55%	-2%
Pennsylvania	175	2	16,749	12,350	688	48%	25%
Maryland	139	1	24,173	1,356	687	25%	46%
Arkansas	329	7	37,463	33,159	649	16%	-9%
Indiana	414	5	27,050	18,188	648	54%	62%
Texas	221	3	32,309	26,970	638	30%	-9%
Alabama	281	3	39,563	16,521	606	59%	-20%
Nevada	268	2	32,945	782	577	37%	-23%
Iowa	667	4	41,512	29,642	549	62%	39%
Missouri	385	5	30,685	N/A	495	18%	10%

26 - 51

	Average over last 7 days		Total Since 22 Jan			Change from 14d Ago* in 14 day avg of daily new	
	New Confirmed	New Deaths	Total Confirmed	Total Recovered	Total Deaths	Confirmed	Deaths
South Dakota	1,311	10	53,494	38,149	494	59%	52%
Tennessee	289	5	38,281	34,144	491	19%	34%
New Mexico	366	4	22,525	10,287	489	65%	119%
Ohio	255	1	18,735	14,566	454	63%	66%
Minnesota	427	3	26,717	22,991	448	47%	57%
California	106	1	23,686	N/A	447	40%	-17%
Virginia	151	1	21,369	2,348	428	16%	39%
N. Carolina	226	3	26,382	22,083	418	7%	50%
Colorado	368	2	19,082	1,383	397	101%	4%
New Hampshire	93	1	8,247	6,898	355	62%	-26%
Idaho	459	5	36,422	16,713	353	31%	122%
Kansas	362	3	28,558	913	352	39%	-2%
Montana	751	11	31,340	20,021	352	30%	150%
Wisconsin	753	7	39,307	30,783	352	87%	140%
Oklahoma	266	3	31,365	27,062	340	2%	45%
Nebraska	581	4	37,048	22,874	338	33%	126%
Kentucky	374	3	24,317	4,134	333	40%	57%
Washington	101	1	14,224	N/A	311	21%	31%
West Virginia	237	3	13,884	10,608	257	39%	53%
Utah	518	2	36,342	26,606	192	32%	9%
Oregon	113	1	10,771	1,392	164	24%	48%
Hawaii	49	1	10,703	8,317	155	-8%	3%
Wyoming	662	5	23,711	14,991	150	86%	650%
Alaska	722	3	22,835	9,711	113	122%	78%
Maine	54	0	4,993	4,132	109	85%	-75%
Vermont	28	0	3,519	2,910	93	70%	N/A

*Change from 14d ago:
Compares 14d-avgs. of Daily New Cases/Deaths
today with 14d-avgs. from 14d ago

During the month of October, COVID deaths in the **US**
increased 11.4% (+71 deaths / 1M, or +23,613 cumulative deaths)

Sorted by Total Deaths / 1M

N/As due to states revising and updating case counts



United States: Raw Volume

Updated 02 Nov 2020, 3:30 GMT

6

1 - 25

	Average over last 7 days		Total Since 22 Jan			Change from 14d Ago* in 14 day avg of daily new	
	New Confirmed	New Deaths	Total Confirmed	Total Recovered	Total Deaths	Confirmed	Deaths
New York	2,039	16	509,735	79,831	33,535	29%	17%
Texas	6,401	78	936,816	782,006	18,502	30%	-9%
California	4,183	45	935,878	N/A	17,671	40%	-17%
Florida	4,111	51	807,412	N/A	16,789	36%	-37%
New Jersey	1,594	10	239,629	37,231	16,354	75%	91%
Illinois	6,367	43	423,527	N/A	10,075	75%	38%
Massachusetts	1,306	21	159,707	127,054	10,013	84%	22%
Pennsylvania	2,243	22	214,416	158,100	8,803	48%	25%
Georgia	1,580	25	361,982	N/A	7,981	21%	-28%
Michigan	3,113	25	197,406	121,093	7,699	83%	66%
Arizona	1,330	15	247,473	41,398	5,979	57%	26%
Louisiana	500	13	183,341	168,634	5,926	1%	2%
Ohio	2,984	14	219,000	170,259	5,303	63%	66%
Connecticut	736	6	71,207	9,800	4,616	85%	155%
N. Carolina	2,370	32	276,692	231,611	4,383	7%	50%
Indiana	2,786	33	182,108	122,446	4,364	54%	62%
Maryland	838	8	146,145	8,199	4,152	25%	46%
S. Carolina	1,049	19	178,023	91,466	3,936	13%	45%
Virginia	1,289	11	182,392	20,044	3,655	16%	39%
Tennessee	1,977	32	261,426	233,175	3,353	19%	34%
Mississippi	773	13	120,500	101,385	3,348	10%	12%
Missouri	2,361	31	188,325	N/A	3,038	18%	10%
Alabama	1,376	15	193,985	81,005	2,973	59%	-20%
Minnesota	2,410	18	150,672	129,663	2,529	47%	57%
Washington	772	10	108,315	N/A	2,366	21%	31%

26 - 51

	Average over last 7 days		Total Since 22 Jan			Change from 14d Ago* in 14 day avg of daily new	
	New Confirmed	New Deaths	Total Confirmed	Total Recovered	Total Deaths	Confirmed	Deaths
Colorado	2,117	9	109,887	7,963	2,288	101%	4%
Wisconsin	4,385	38	228,862	179,230	2,047	87%	140%
Arkansas	992	21	113,057	100,067	1,958	16%	-9%
Nevada	825	5	101,477	2,409	1,777	37%	-23%
Iowa	2,105	14	130,974	93,522	1,733	62%	39%
Kentucky	1,671	12	108,642	18,468	1,489	40%	57%
Oklahoma	1,054	14	124,111	107,082	1,345	2%	45%
Rhode Island	394	3	32,874	2,763	1,201	98%	44%
New Mexico	767	8	47,232	21,570	1,026	65%	119%
Kansas	1,055	10	83,198	2,659	1,025	39%	-2%
Delaware	166	4	25,126	13,291	710	10%	125%
Oregon	475	5	45,429	5,870	691	24%	48%
Nebraska	1,124	8	71,666	44,247	654	33%	126%
DC	86	1	17,369	13,349	646	17%	-50%
Idaho	821	8	65,088	29,867	630	31%	122%
Utah	1,661	6	116,510	85,299	614	32%	9%
North Dakota	1,046	11	45,043	36,142	531	55%	-2%
New Hampshire	127	1	11,214	9,379	483	62%	-26%
West Virginia	425	5	24,883	19,011	460	39%	53%
South Dakota	1,160	9	47,324	33,749	437	59%	52%
Montana	802	11	33,495	21,398	376	30%	150%
Hawaii	69	1	15,154	11,776	219	-8%	3%
Maine	73	0	6,711	5,554	147	85%	-75%
Wyoming	383	3	13,723	8,676	87	86%	650%
Alaska	528	2	16,705	7,104	83	122%	78%
Vermont	18	0	2,196	1,816	58	70%	N/A

*Change from 14d ago:
Compares 14d-avgs. of Daily New Cases/Deaths
today with 14d-avgs. from 14d ago

Total confirmed cases in the **US** now exceed 9M

Sorted by Raw Total Deaths

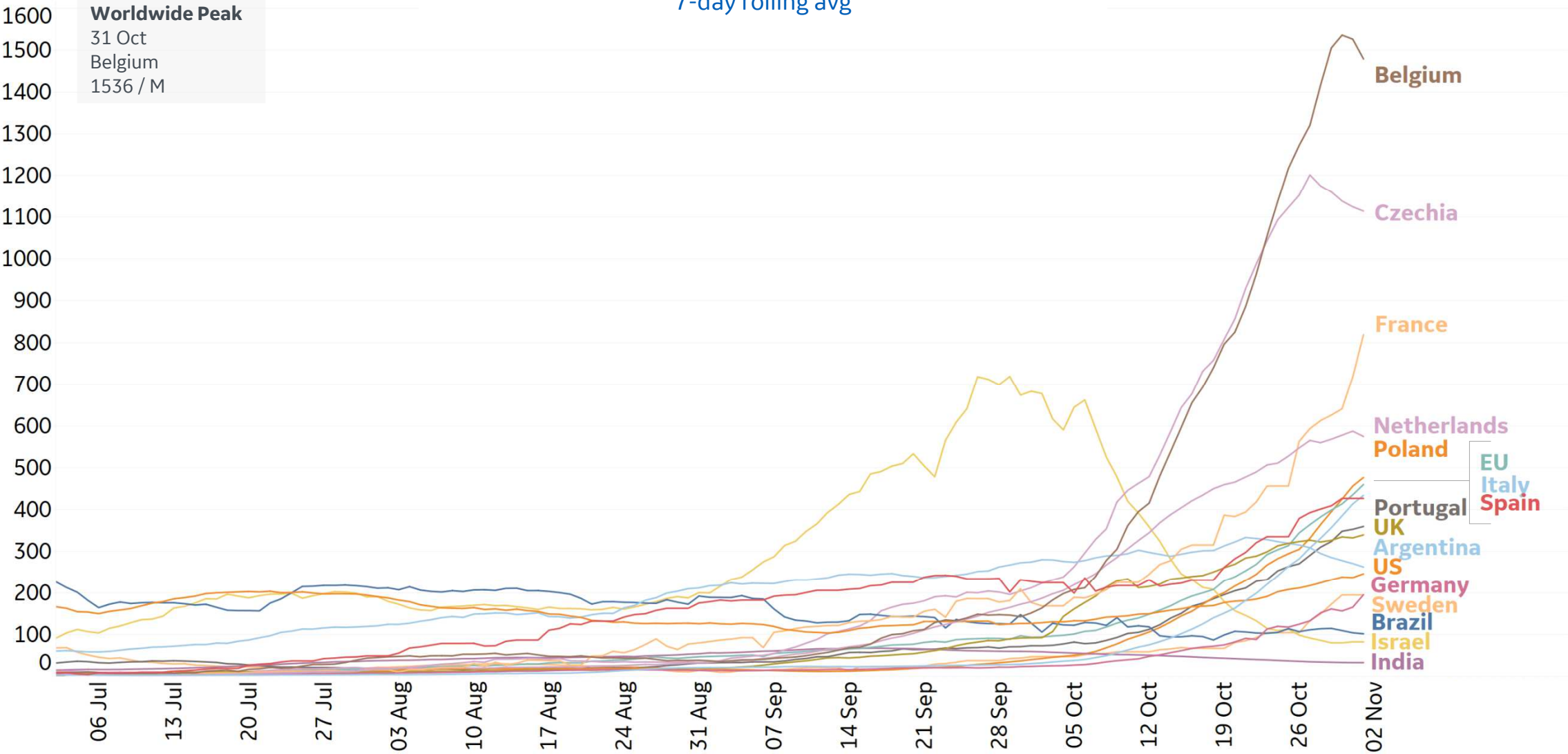
N/As due to states revising and updating case counts



New Confirmed Cases in Select Countries



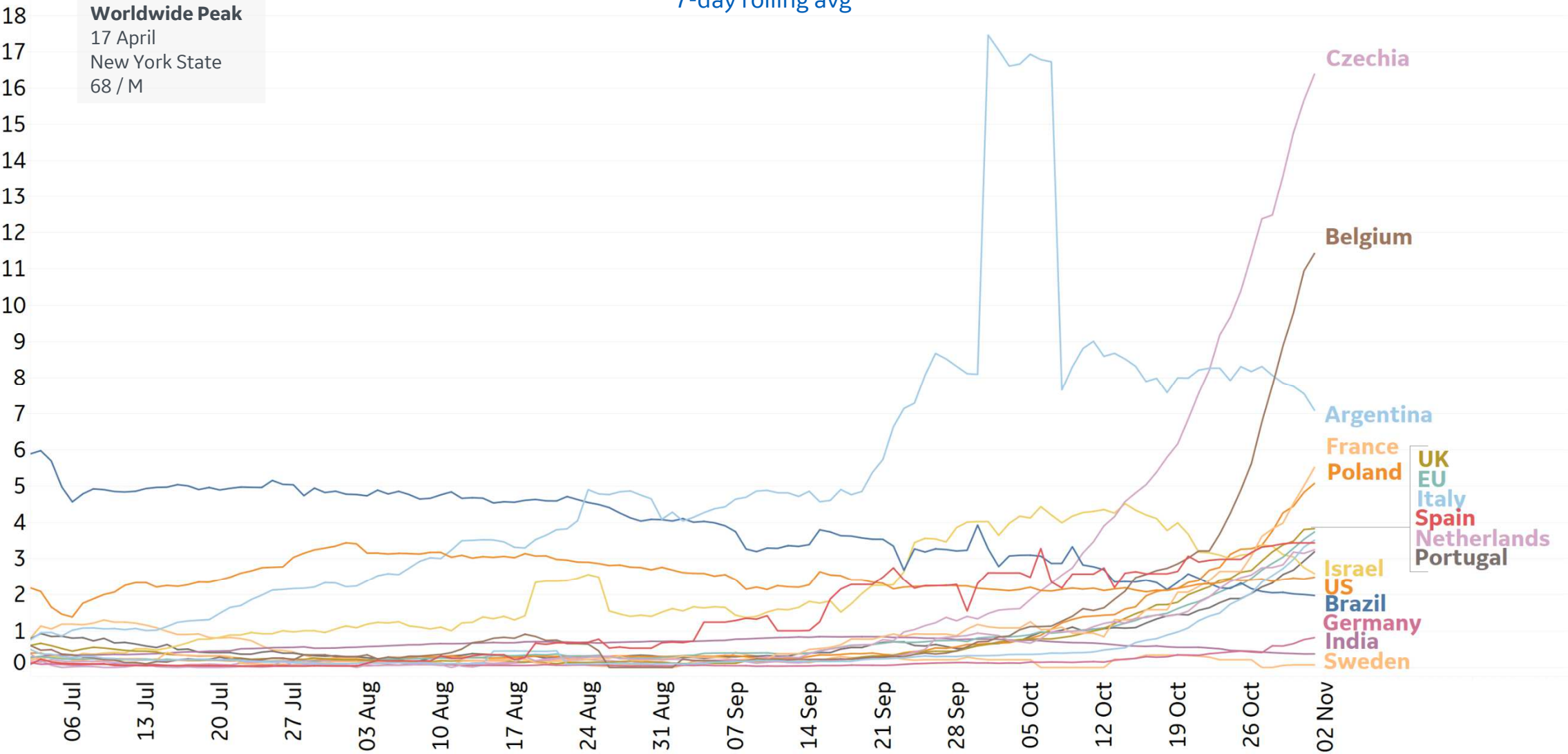
Daily New Confirmed Cases / 1M
7-day rolling avg





New Deaths in Select Countries

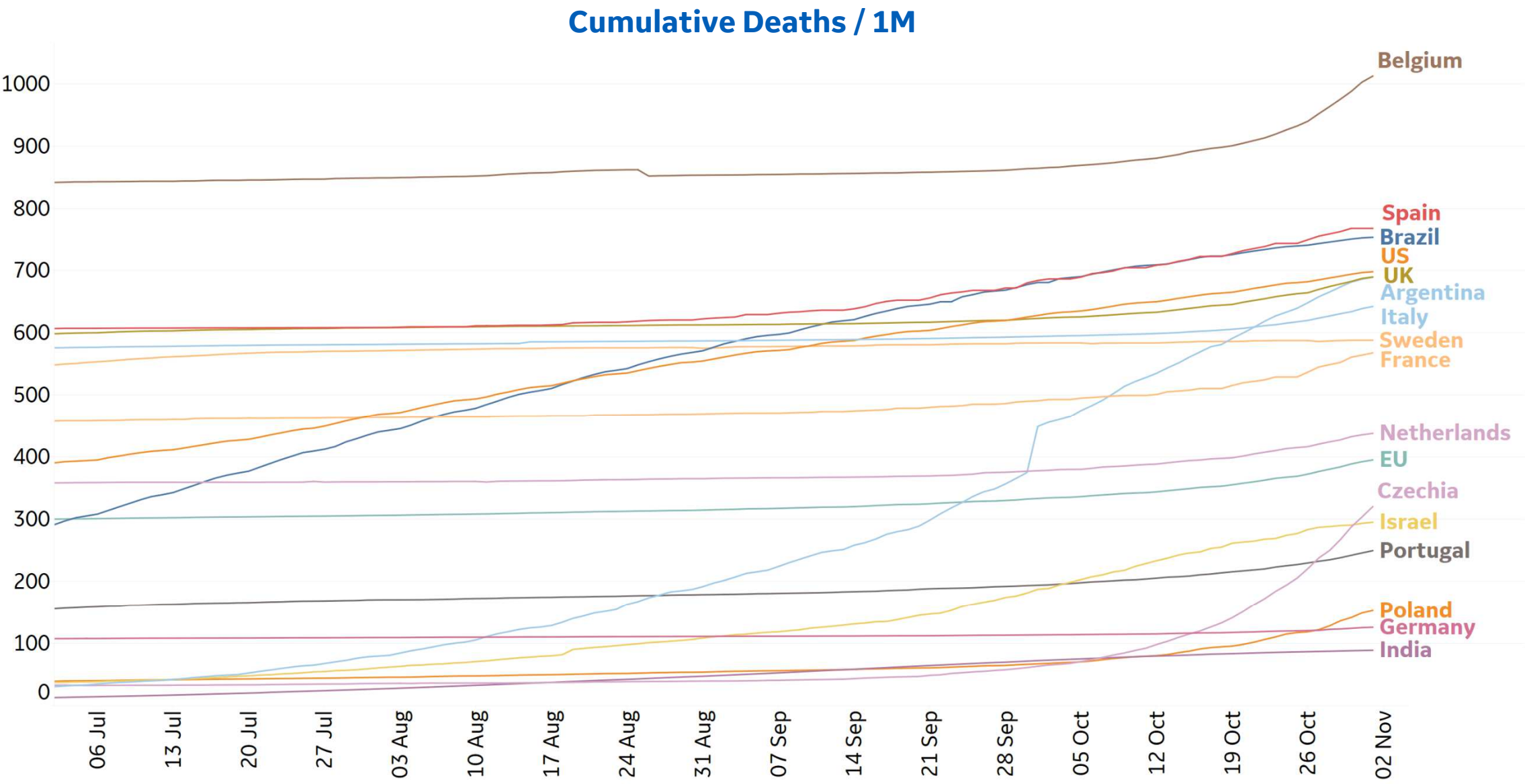
Daily New Deaths / 1M
7-day rolling avg

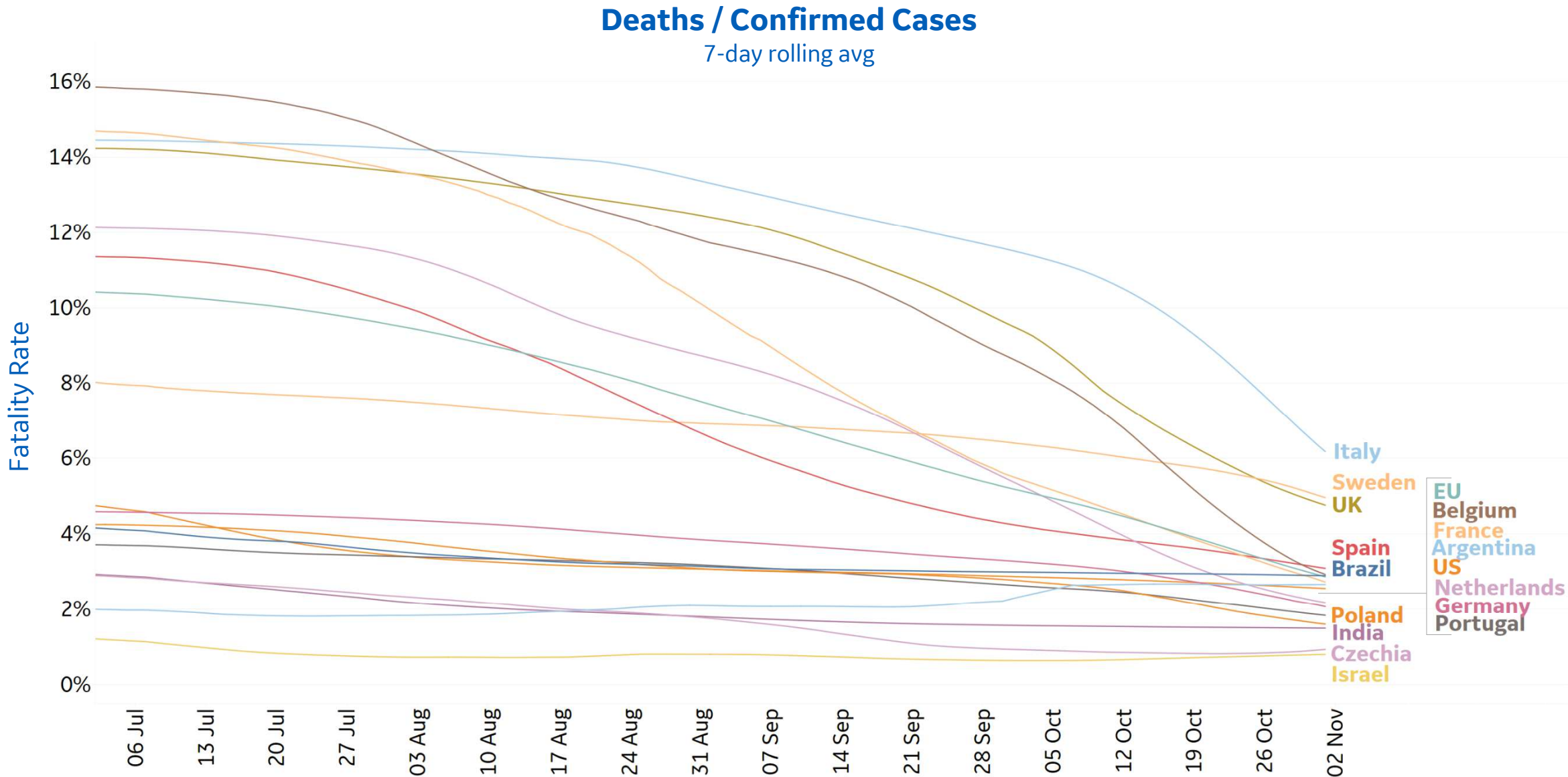


*Large jump in Argentina's daily new deaths due to batched reporting of previously unreported fatalities on 1 Oct



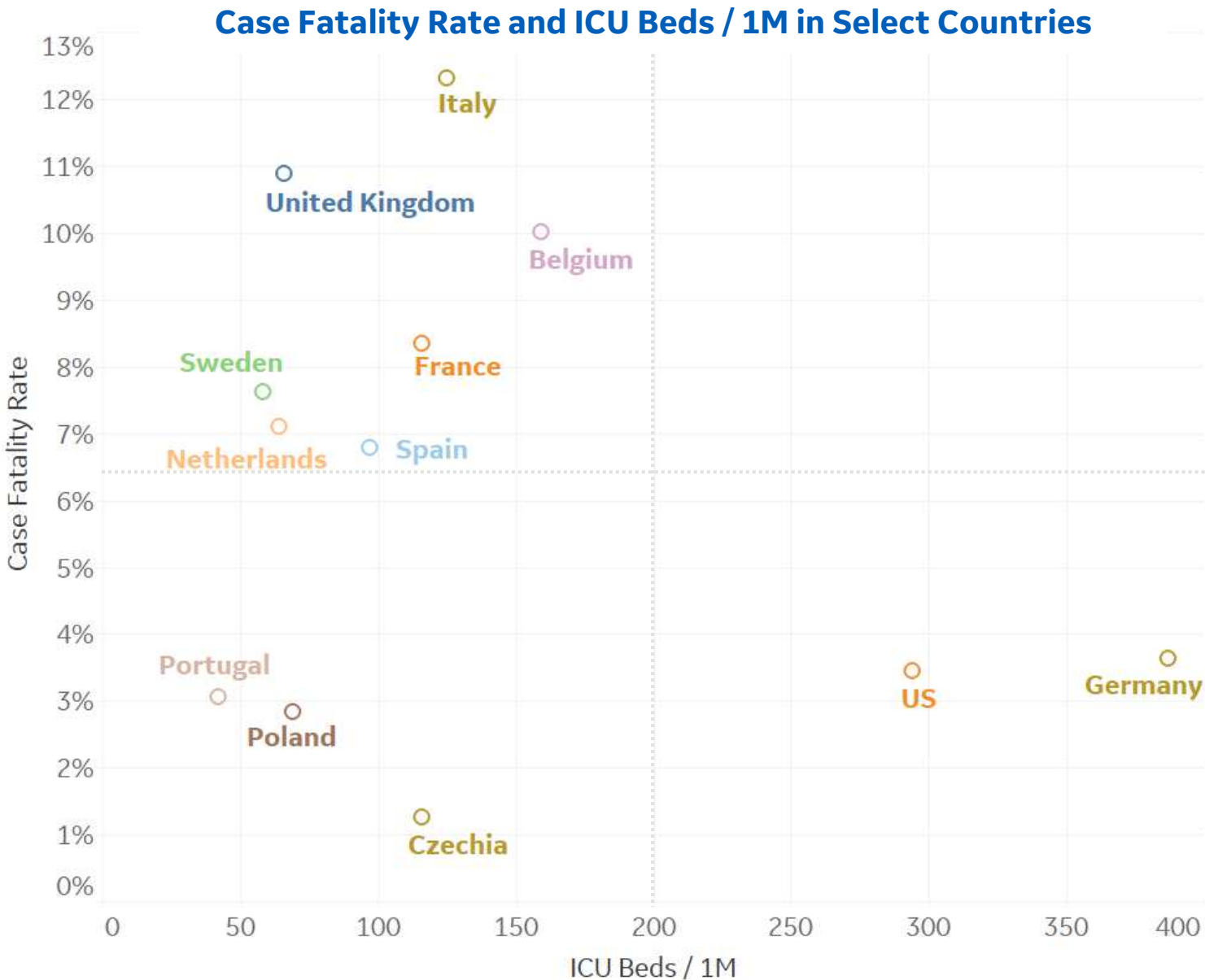
Cumulative Deaths in Select Countries







Feature: Case Fatality Rates and ICU Beds in Select Countries

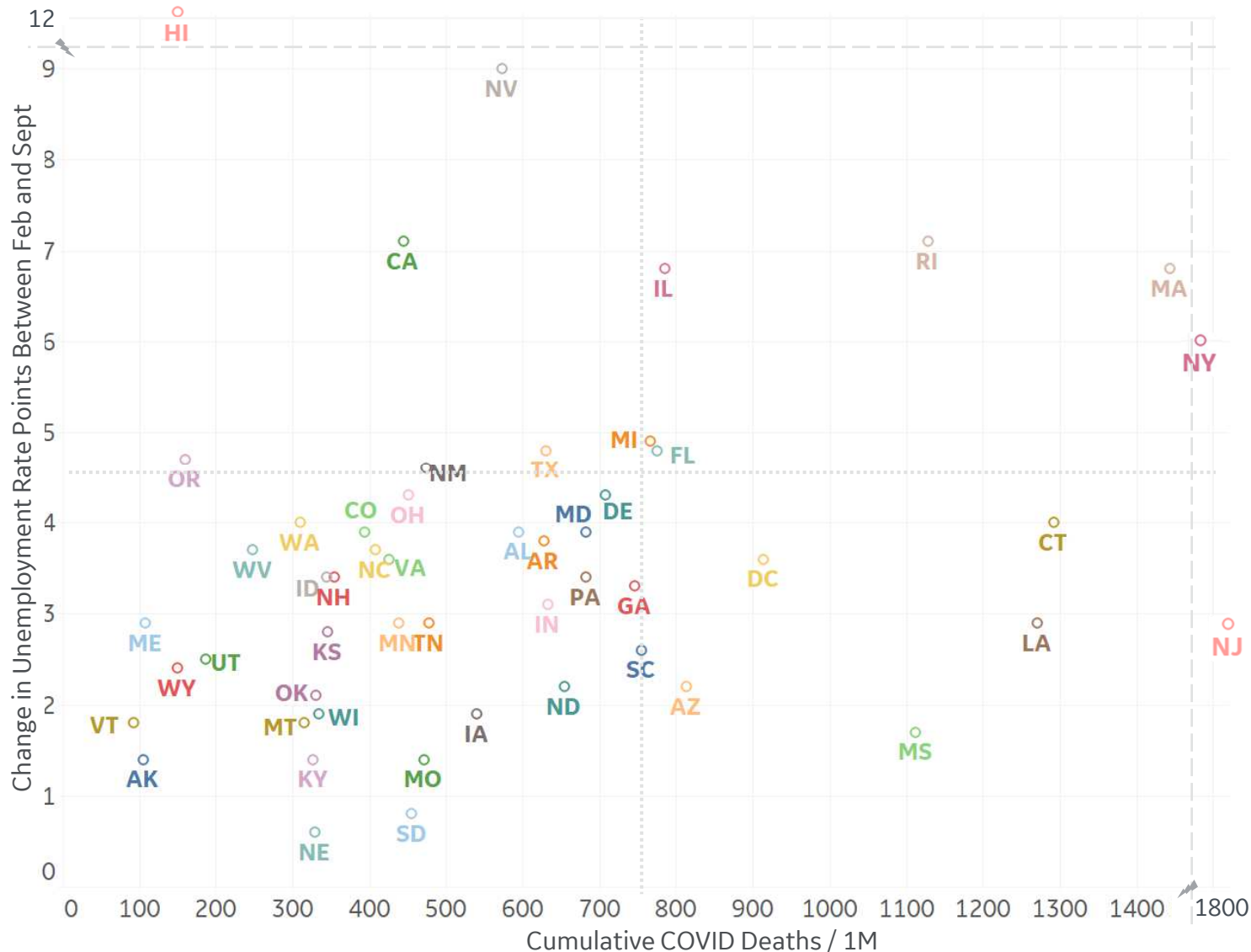


Country	ICU Beds per 1M	Case Fatality Rate
Italy	125	12%
United Kingdom	66	11%
Belgium	159	10%
France	116	8%
Sweden	58	8%
Netherlands	64	7%
Spain	97	7%
Germany	387	4%
US	294	3%
Portugal	42	3%
Poland	69	3%
Czechia	116	1%

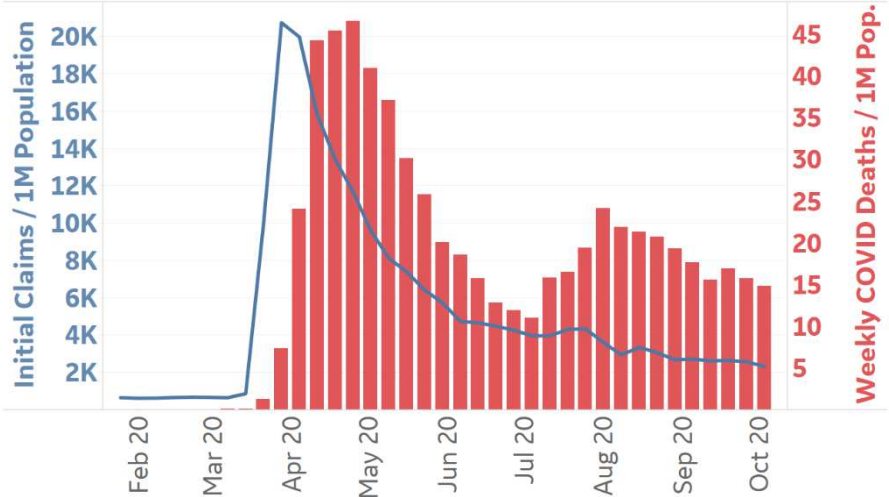


Feature: US COVID Mortality and Unemployment

Cumulative COVID Deaths per 1M & Change in Unemployment Rate Points between February & September



Weekly Initial Claims Compared to Weekly COVID Deaths

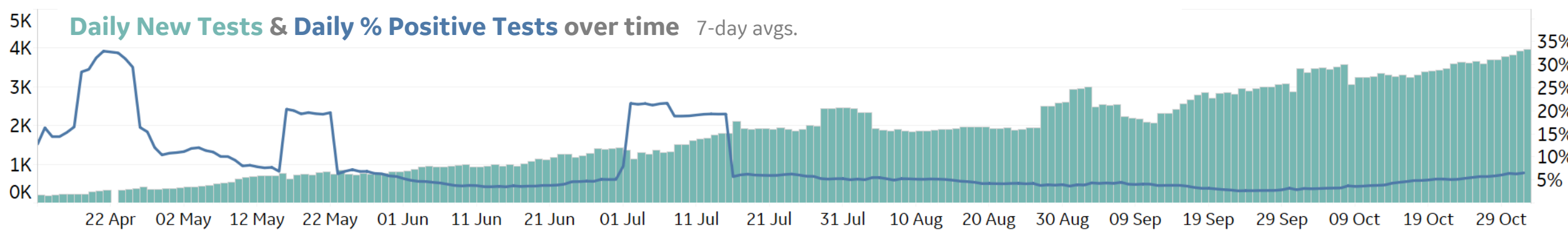
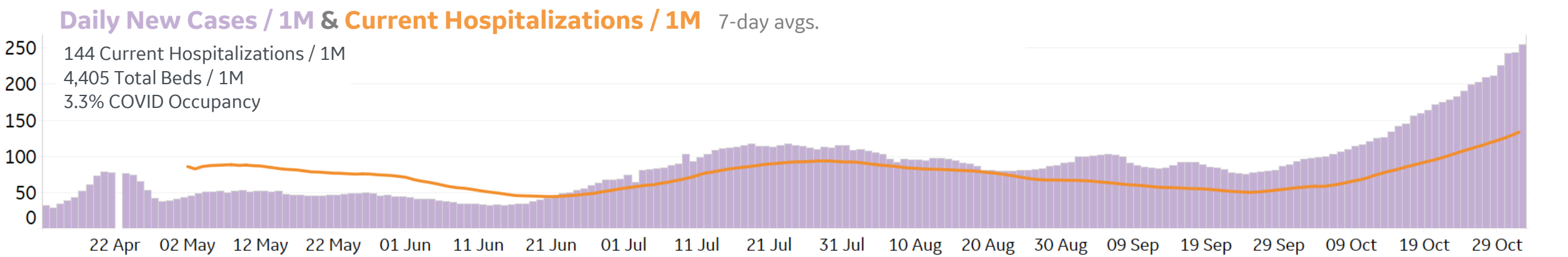


Increase in Unemployment Rate, Feb vs Sept

States Top 13	Unemployment Rate	Unemployment Rate
	Feb	Sep
Hawaii	2.7%	15.1%
Nevada	3.6%	12.6%
California	3.9%	11.0%
Rhode Island	3.4%	10.5%
Illinois	3.4%	10.2%
New York	3.7%	9.7%
Massachusetts	2.8%	9.6%
Texas	3.5%	8.3%
Oregon	3.3%	8.0%
Florida	2.8%	7.6%
Alabama	2.7%	6.6%
Colorado	2.5%	6.4%
Virginia	2.6%	6.2%

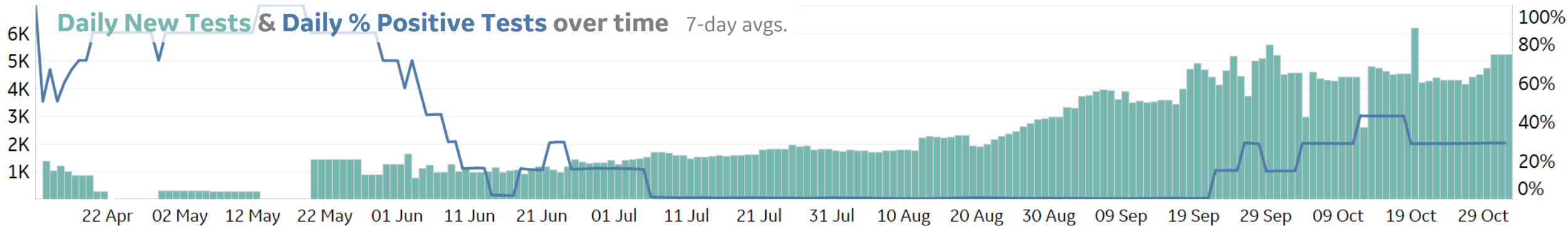
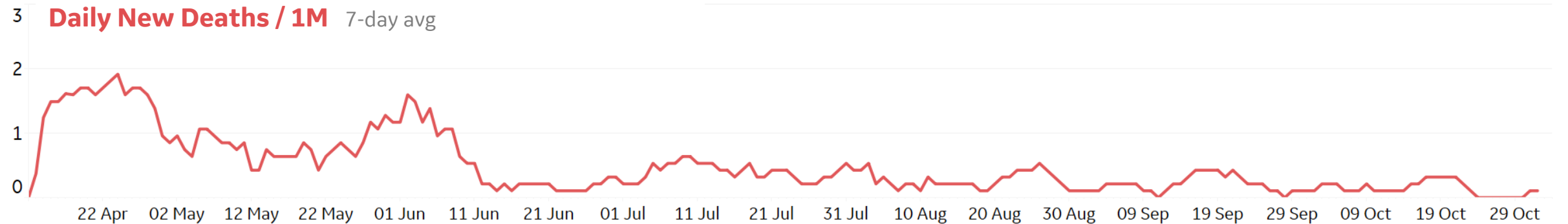
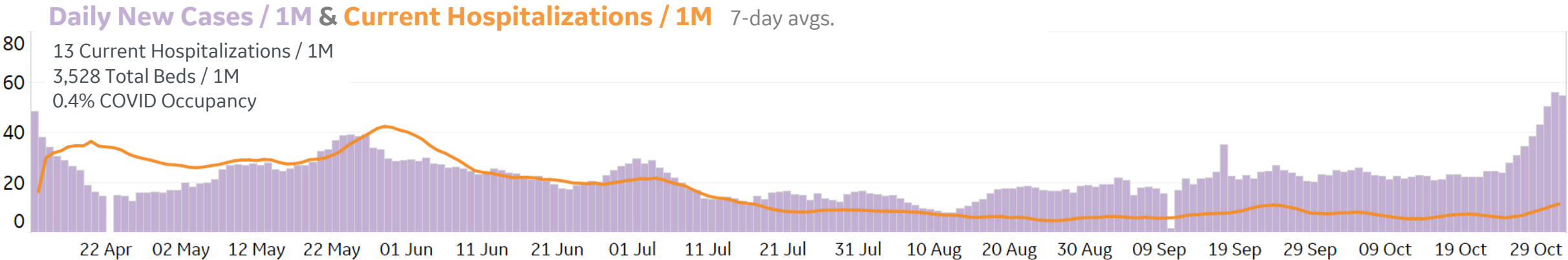


Feature: Ohio





Feature: Maine





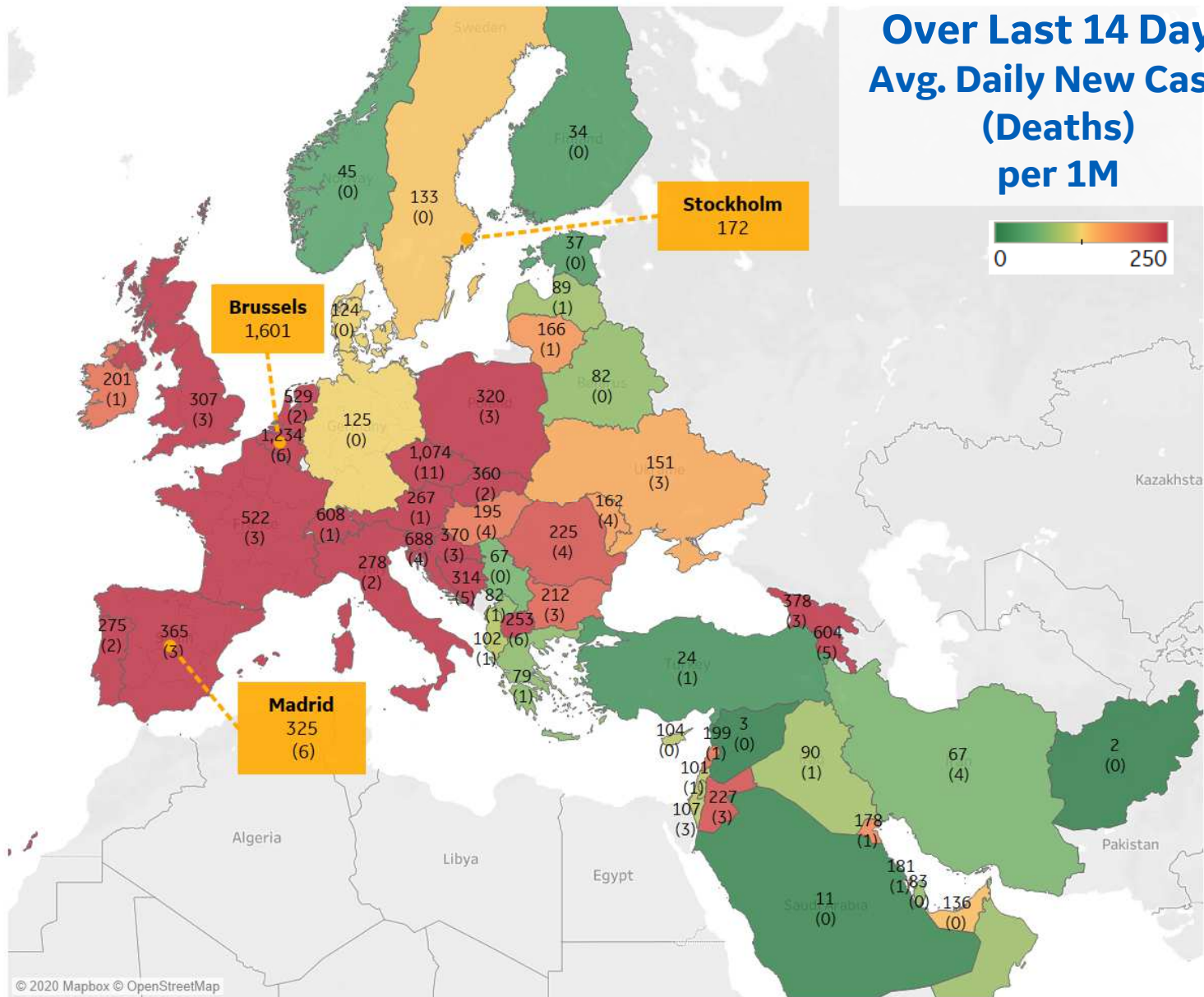
Per 1M in Region

	Today	Change
Active Cases	6,665	+3%
Confirmed	243 new	+2%
Deaths	2 new	+1%
Recovered	73 new	+1%

Most Daily New Cases / 1M

Belgium	1,348
Czechia	1,119
Slovenia	773
Armenia	664
Switzerland	659
France	638
Netherlands	551
Croatia	451
Georgia	416
Slovakia	394

* Excludes regions with population < 1M





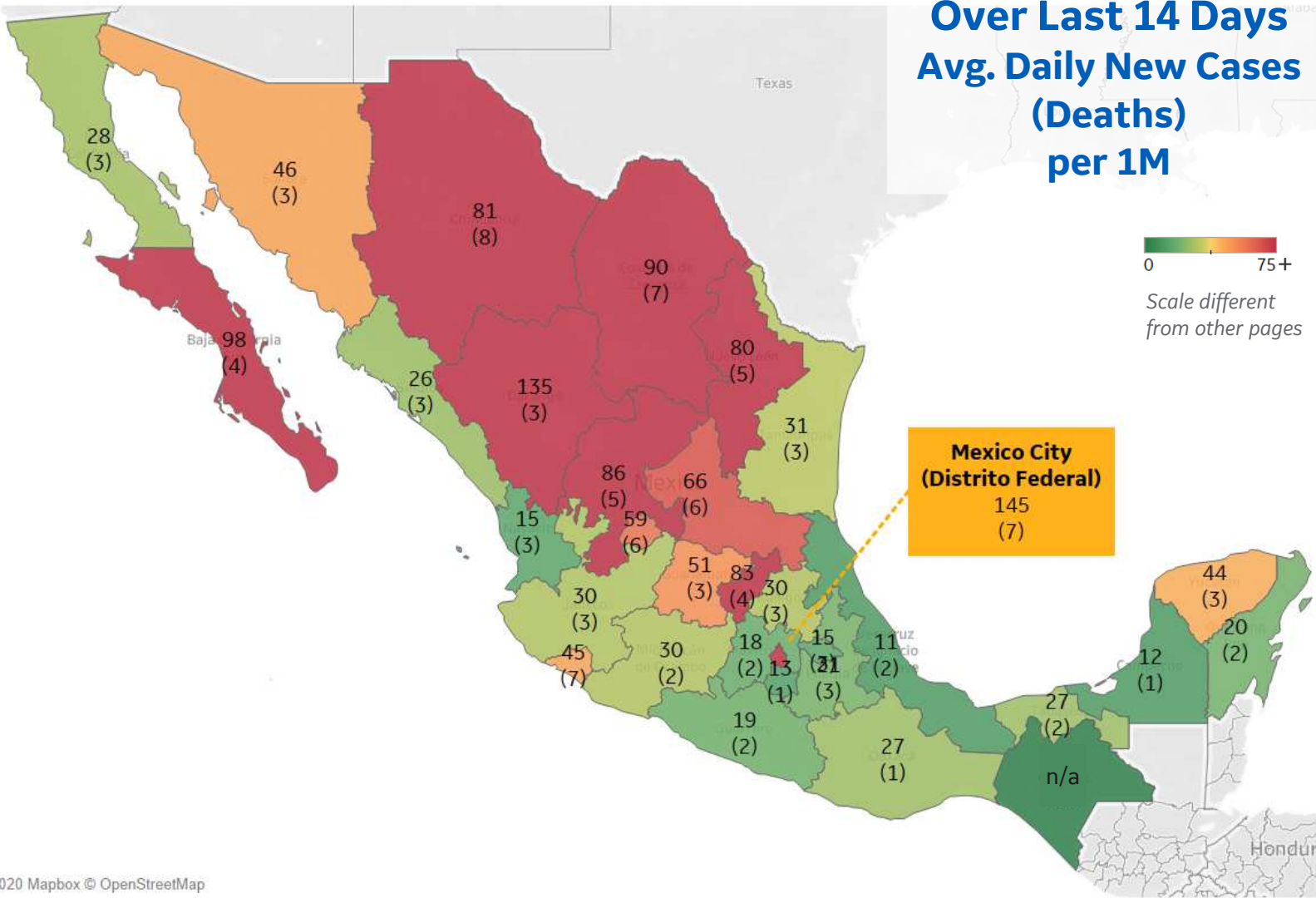
Mexico

Per 1M in Region

	Today	Change
Active Cases	395	-5%
Confirmed	34 new	+0.5%
Deaths	1 new	+0.2%
Recovered	55 new	+0.9%

Most Daily New Cases / 1M

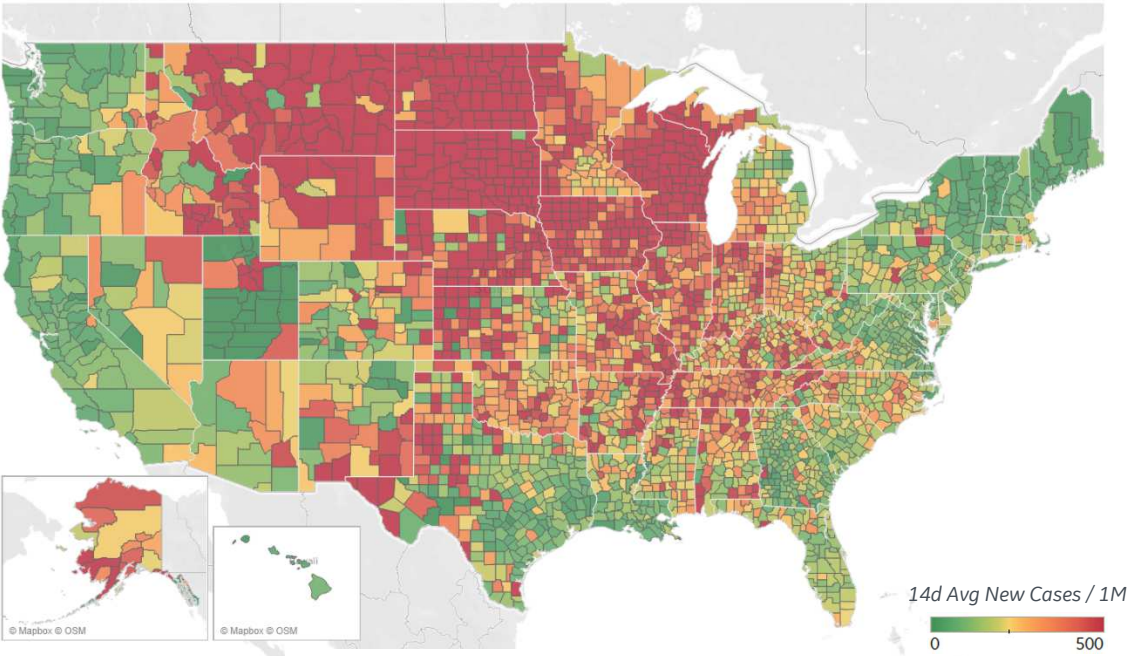
Distrito Federal	145
Durango	135
Baja California Sur	98
Coahuila	90
Zacatecas	86
Querétaro	83
Chihuahua	81
Nuevo León	80
San Luis Potosí	66
Aguascalientes	59





US Counties: Recent Cases and Deaths

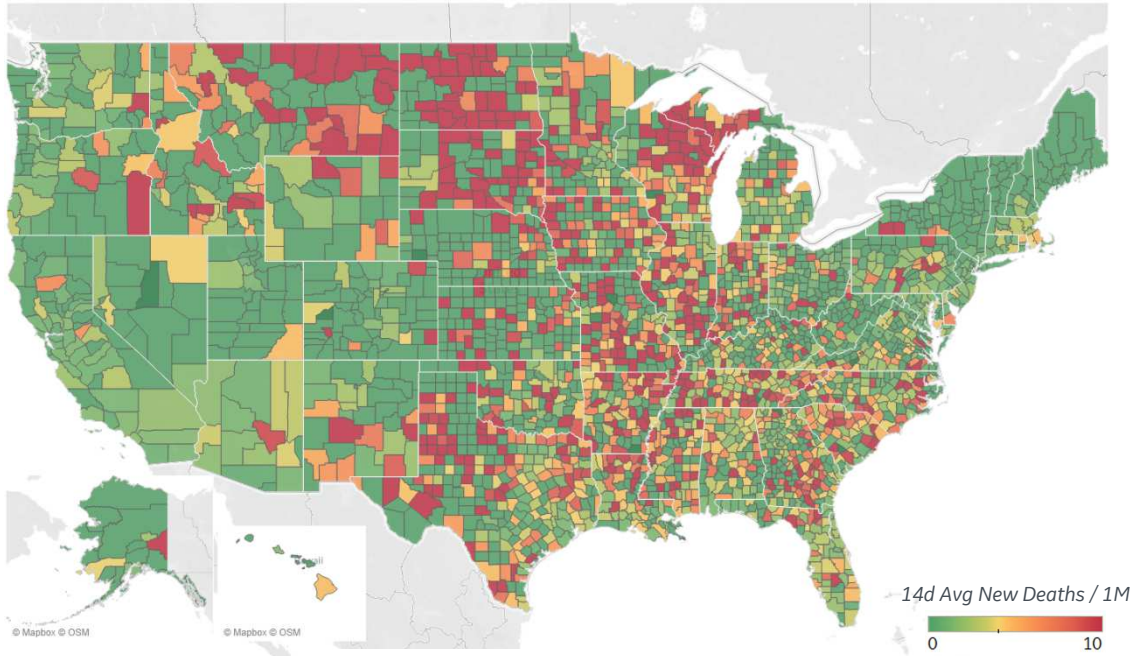
Average New Cases per 1M Over Last 14 Days



Top 10 by New Confirmed Avg New Confirmed Cases / 1M

El Paso County, TX	1,477
Lubbock County, TX	924
Brown County, WI	908
Milwaukee County, WI	686
Winnebago County, IL	660
Waukesha County, WI	623
Utah County, UT	583
Salt Lake County, UT	565
Anchorage Municipality, AK	552
St. Joseph County, IN	527

Average New Deaths per 1M Over Last 14 Days



Top 10 by New Deaths Avg New Deaths/ 1M

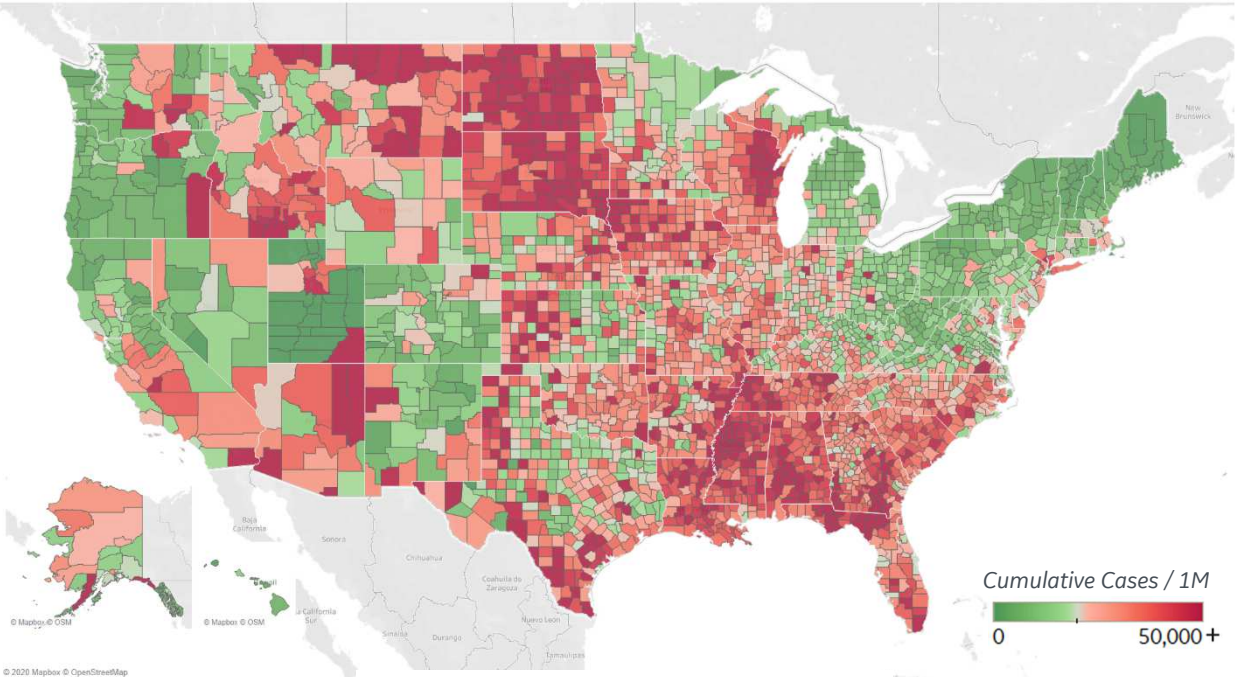
Greene County, MO	9
Lubbock County, TX	9
Westmoreland County, PA	7
St. Joseph County, IN	7
Spartanburg County, SC	6
El Paso County, TX	6
Winnebago County, IL	6
Sarasota County, FL	5
Brown County, WI	5
Cleveland County, OK	5

Note: Lists includes counties
≥ 250K population



US Counties: Cumulative Cases and Deaths

Confirmed **Cases** per 1M to date

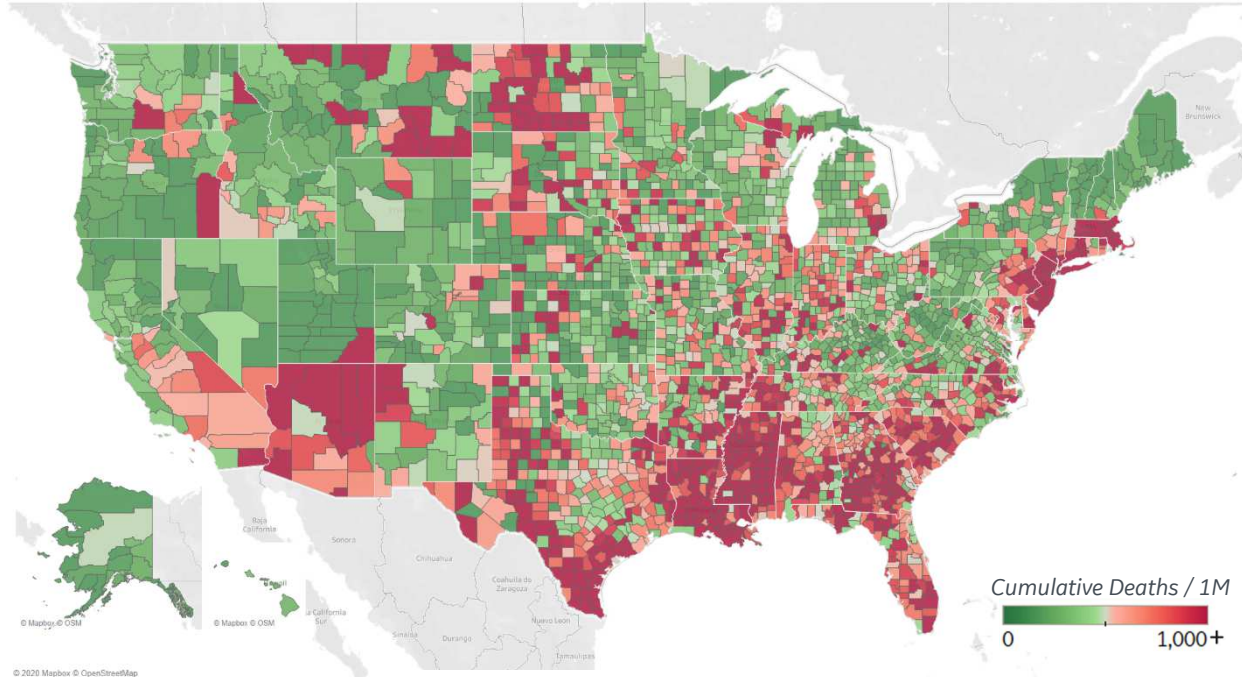


Top 10 Counties

Total Confirmed Cases / 1M

Miami-Dade County, FL	68,757
Lubbock County, TX	62,524
Brown County, WI	61,276
El Paso County, TX	59,714
Nueces County, TX	59,007
Cameron County, TX	57,377
Rockland County, NY	56,064
Webb County, TX	55,713
Yakima County, WA	47,845
Utah County, UT	47,781

Reported **Deaths** per 1M to date



Top 10 Counties

Total Reported Deaths / 1M

New York City*	4,459
Essex County, NJ	2,683
Cameron County, TX	2,559
Passaic County, NJ	2,515
Union County, NJ	2,470
Hudson County, NJ	2,275
Hidalgo County, TX	2,247
Bergen County, NJ	2,213
Rockland County, NY	2,100
Somerset County, NJ	1,809

Note: Lists includes counties $\geq 250K$ population

* New York City counties aggregated into one reporting area



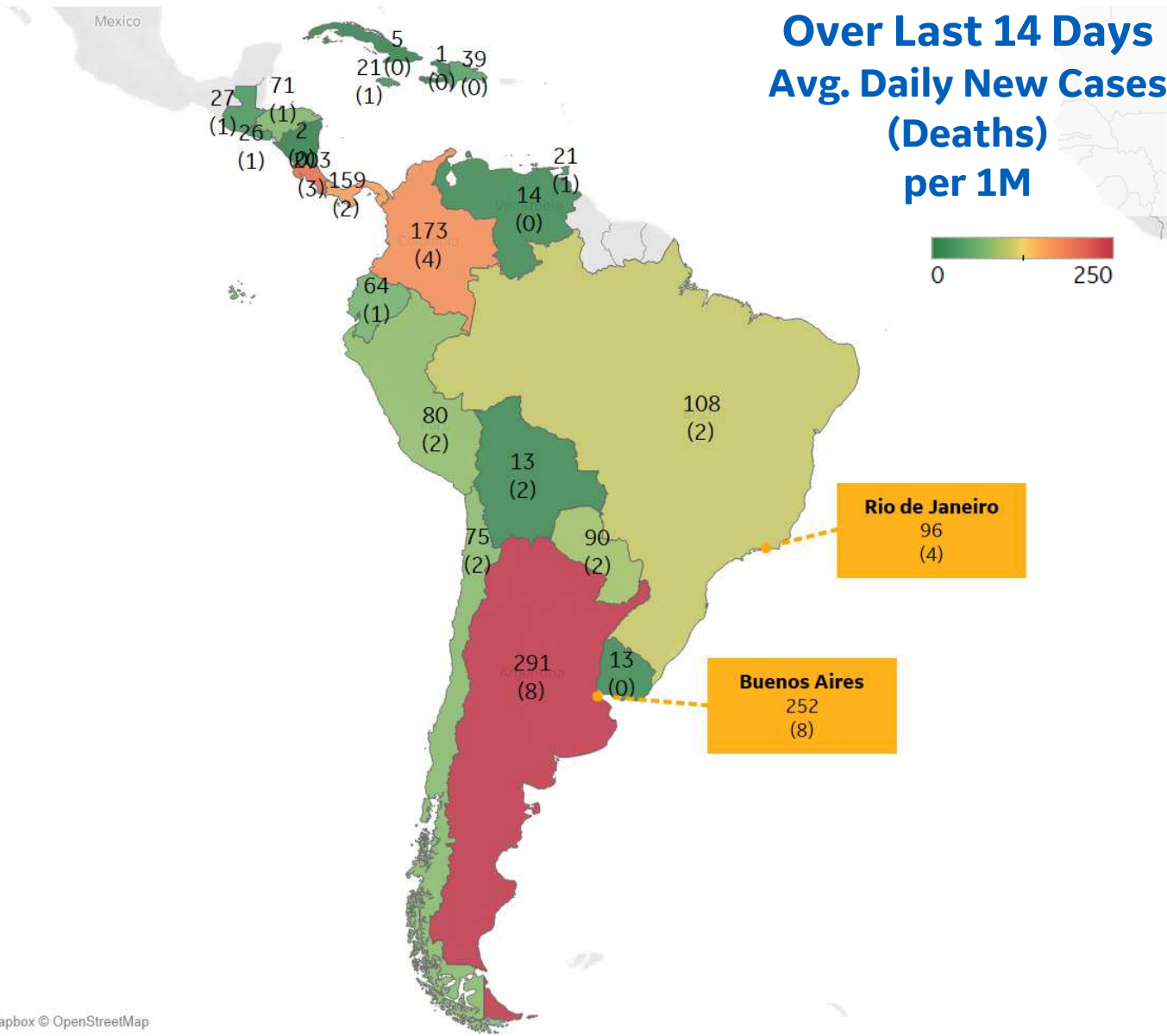
Per 1M in Region

	Today	Change
Active Cases	1,648	-2%
Confirmed	67 new	+0.3%
Deaths	1 new	+0.2%
Recovered	102 new	+1%

Most Daily New Cases / 1M

Argentina	291
Costa Rica	203
Colombia	173
Panama	159
Brazil	108
Paraguay	90
Peru	80
Chile	75
Honduras	71
Ecuador	64

* Excludes regions with population < 1M





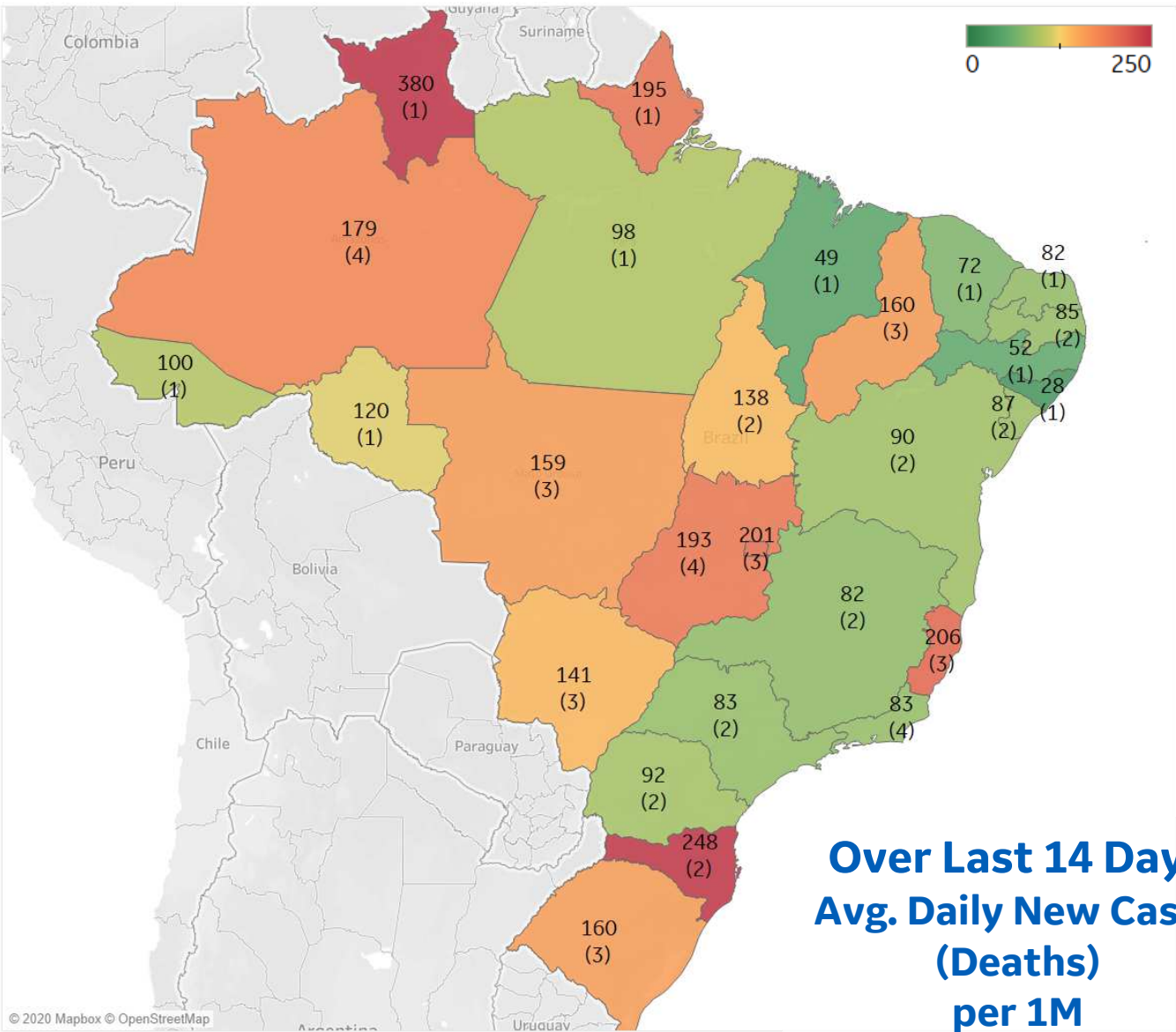
Per 1M in Region

	Today	Change
Active Cases	1,709	-2%
Confirmed	48 new	+0.2%
Deaths	1 new	+0.1%
Recovered	81 new	+0.3%

Most Daily New Cases / 1M

Santa Catarina	248
Espírito Santo	206
Distrito Federal	201
Goiás	193
Amazonas	179
Piauí	160
Rio Grande do ..	160
MatoGrosso	159
MatoGrosso d..	141
Tocantins	138

* Excludes regions with population < 1M





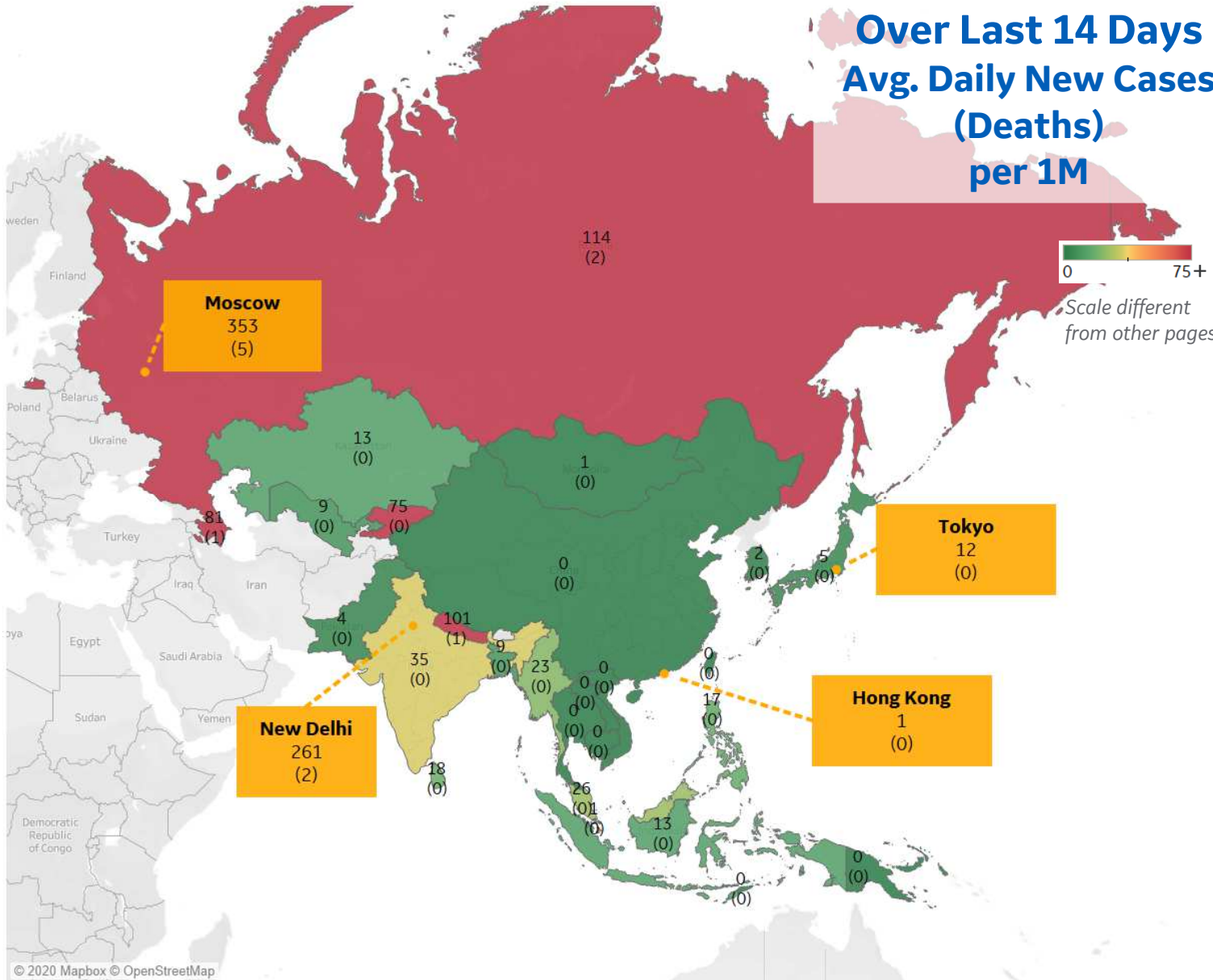
Per 1M in Region

	Today	Change
Active Cases	281	-2%
Confirmed	18 new	+1%
Deaths	0.2 new	+0.5%
Recovered	22 new	+1%

Most Daily New Cases / 1M

Russia	114
Nepal	101
Azerbaijan	81
Kyrgyzstan	75
India	35
Malaysia	26
Myanmar	23
Sri Lanka	18
Philippines	17
Indonesia	13

* Excludes regions with population < 1M





Per 1M in Region

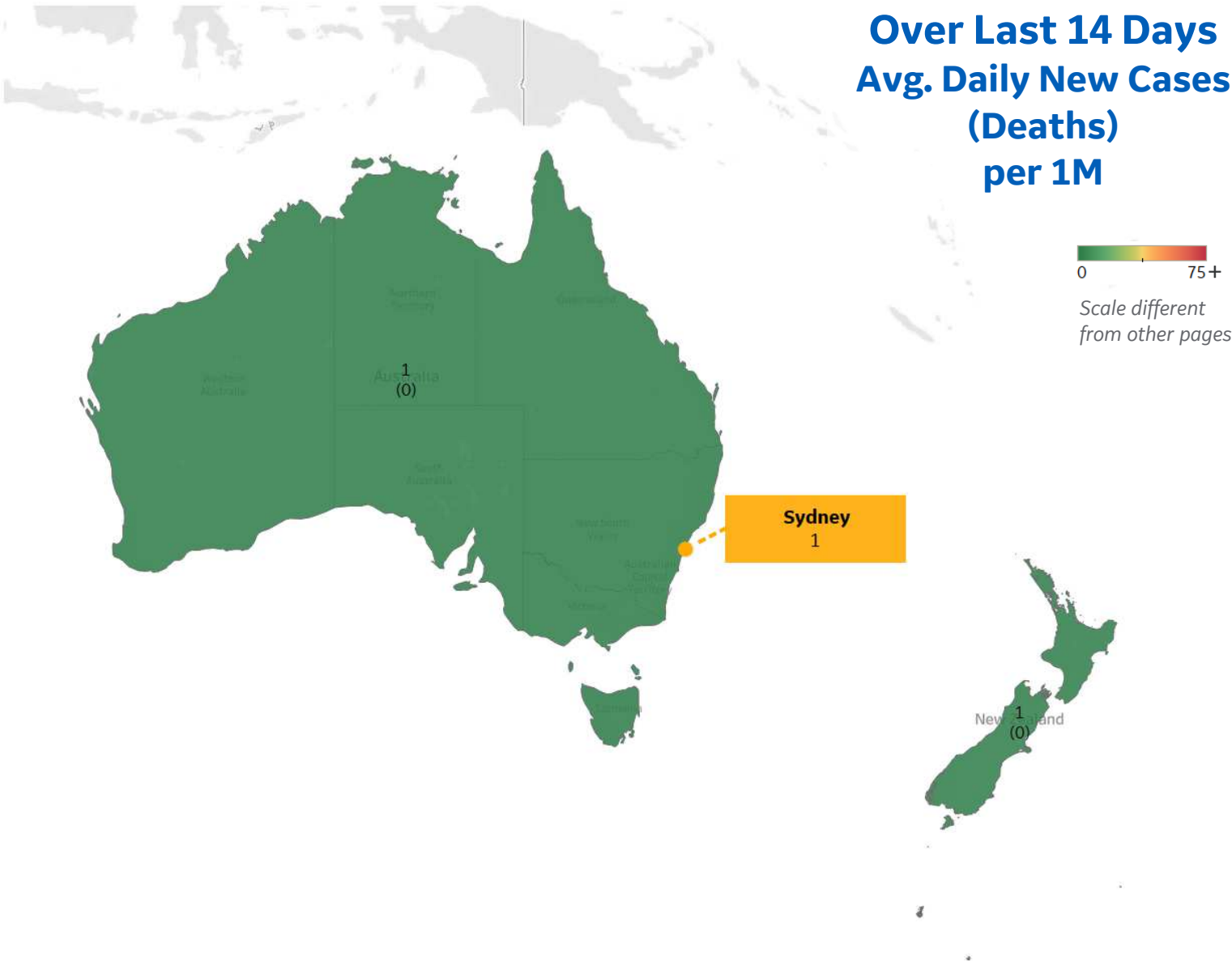
	Today	Change
Active Cases	46	+0%
Confirmed	0 new	+0%
Deaths	0 new	+0%
Recovered	1 new	+0%

Most Daily New Cases / 1M

New Zealand	1
Australia	1

* Excludes regions with population < 1M

Over Last 14 Days Avg. Daily New Cases (Deaths) per 1M





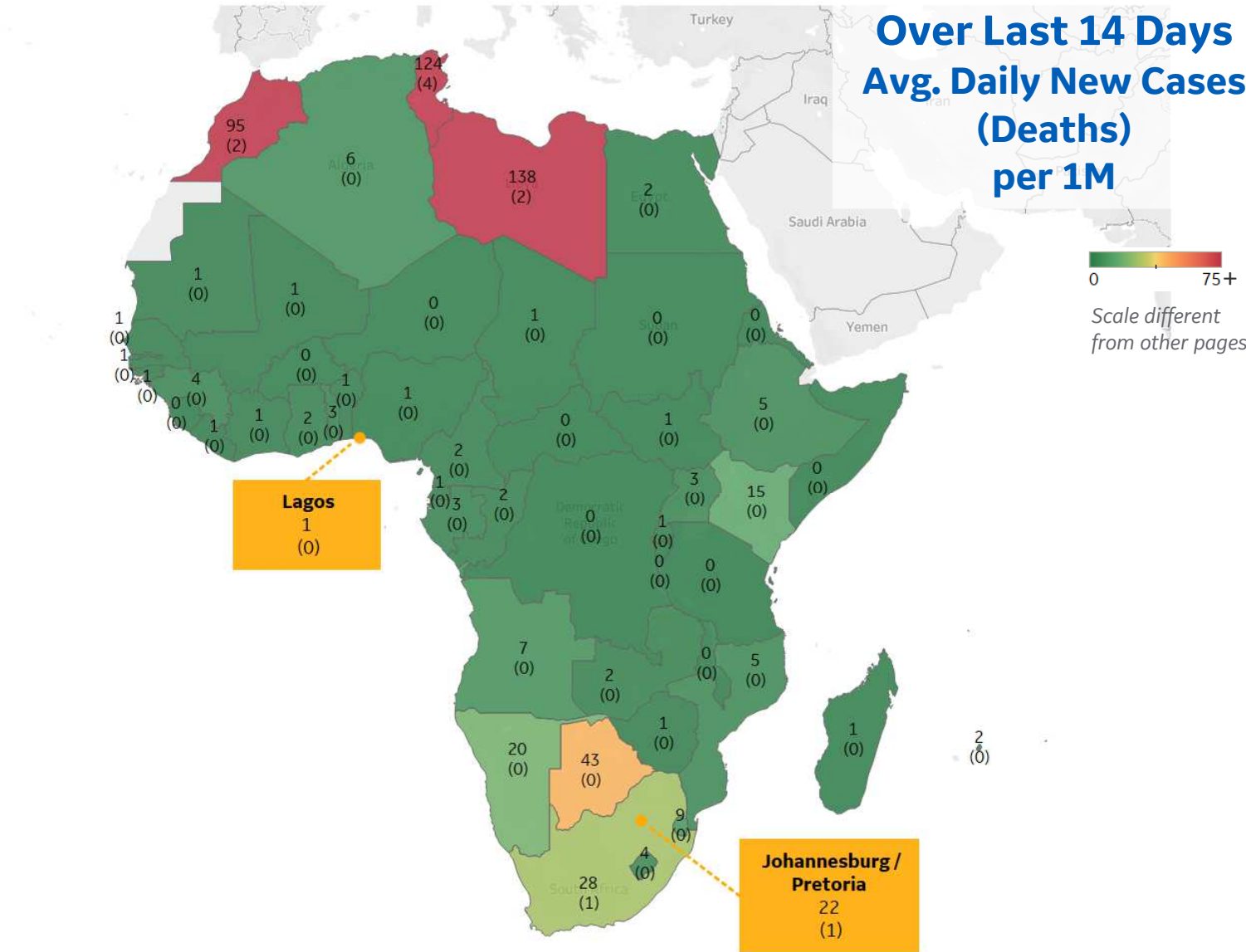
Per 1M in Region

	Today	Change
Active Cases	215	+0%
Confirmed	8 new	+0.6%
Deaths	0.2 new	+0.8%
Recovered	7 new	+0.6%

Most Daily New Cases / 1M

Libya	138
Tunisia	124
Morocco	95
Botswana	43
South Africa	28
Namibia	20
Kenya	15
Eswatini	9
Angola	7
Algeria	6

* Excludes regions with population < 1M





*** Per 1M = Per 1 Million Population unless otherwise noted*

Johns Hopkins Coronavirus Resource Center:

<https://coronavirus.jhu.edu/map.html>

Worldometer Coronavirus Reporting:

<https://www.worldometers.info/coronavirus/>

Public Health England:

<https://www.gov.uk/government/publications/covid-19-track-coronavirus-cases>

US Department of Homeland Security, Homeland Infrastructure Foundation-Level Data:

<https://hifld-geoplatform.opendata.arcgis.com/datasets/hospitals>

City of New York, NYC Health:

<https://www1.nyc.gov/site/doh/covid/covid-19-data.page>

Chicago Coronavirus Latest Data:

<https://www.chicago.gov/city/en/sites/covid-19/home/latest-data.html>

National Health Commission of the PRC:

<http://www.nhc.gov.cn/xcs/yqtb/202003/bf66696029ba420098164607240074f8.shtml>

Korean Centers for Disease Control and Prevention:

http://www.cdc.go.kr/cdc_eng/

CDC, Severe Outcomes Among Patients with Coronavirus Disease 2019 (COVID-19):

<https://www.cdc.gov/mmwr/volumes/69/wr/mm6912e2.htm>

Italian Department of Civil Protection, COVID Monitoring:

<http://opendatadpc.maps.arcgis.com/apps/opsdashboard/index.html#/b0c68bce2cce478eaac82fe38d4138b1>

The COVID Tracking Project:

<https://covidtracking.com/data/>

UK Office for National Statistics

<https://www.ons.gov.uk/peoplepopulationandcommunity/birthsdeathsandmarriages/deaths/bulletins/deathsregisteredweeklyinenglandandwalesprovisional/weekending24april2020>

COVID-19 Information for Switzerland:

<https://www.corona-data.ch/>

The COVID Tracking Project

<https://covidtracking.com/data/api>

European Centre for Disease Prevention and Control

<https://www.ecdc.europa.eu/en/publications-data/download-data-hospital-and-icu-admission-rates-and-current-occupancy-covid-19>

Provincial Health Services Authority of Canada, BC Center for Disease Control:

<http://www.bccdc.ca/about/news-stories/stories/2020/information-on-novel-coronavirus>

Secretary of Health, Mexico:

<https://www.gob.mx/salud/en>

OECD Economic Outlooks, Statistics:

https://www.oecd-ilibrary.org/economics/data/oecd-economic-outlook-statistics-and-projections_eo-data-en

Public Health Authority of Sweden:

<https://www.folkhalsomyndigheten.se/smittskydd-beredskap/utbrott/aktuella-utbrott/covid-19/bekraftade-fall-i-sverige>

National Public Health Agency of France:

<https://www.santepubliquefrance.fr/regions/ile-de-france/documents/bulletin-regional/2020/covid-19-point-epidemiologique-en-ile-de-france-du-23-avril-2020>

Florida Department of Health, COVID-19 Response:

<https://floridahealthcovid19.gov>

CDC:

<https://www.cdc.gov/covid-data-tracker/index.html#demographics>

CDC Provisional COVID19 Deaths Counts

<https://data.cdc.gov/NCHS/Provisional-COVID-19-Death-Counts-by-Sex-Age-and-S/9bhg-hcku>

Johns Hopkins Coronavirus Resource Center:

<https://coronavirus.jhu.edu/map.html>

WHO Europe, Surveillance Report:

<http://www.euro.who.int/en/health-topics/health-emergencies/coronavirus-covid-19/weekly-surveillance-report>

WHO Europe, Principles for Transition:

<http://www.euro.who.int/en/media-centre/sections/statements/2020/statement-transition-to-a-new-normal-during-the-covid-19-pandemic-must-be-guided-by-public-health-principles>

World Health Organization, World Health Data Platform, Hospital Beds

[https://www.who.int/data/gho/data/indicators/indicator-details/GHO/hospital-beds-\(per-10-000-population\)](https://www.who.int/data/gho/data/indicators/indicator-details/GHO/hospital-beds-(per-10-000-population))

Initial Claims Data:

<https://oui.doleta.gov/unemploy/DataDashboard.asp>

Unemployment Rate:

<https://www.bls.gov/web/laus/laumstrk.htm>

ICU Beds:

https://en.m.wikipedia.org/wiki/List_of_countries_by_hospital_beds