

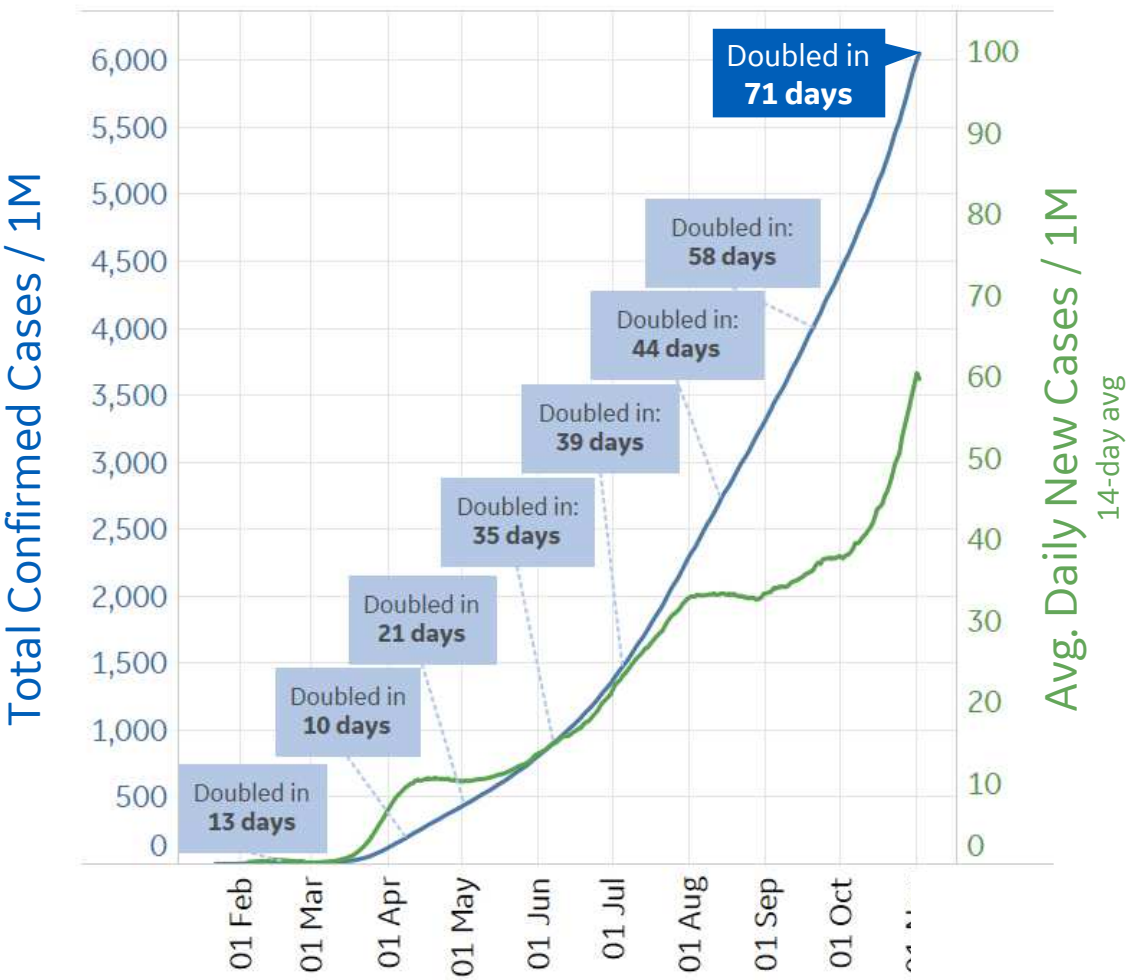


# Global Confirmed & Active Cases

Updated 03 Nov 2020, 3:30 GMT

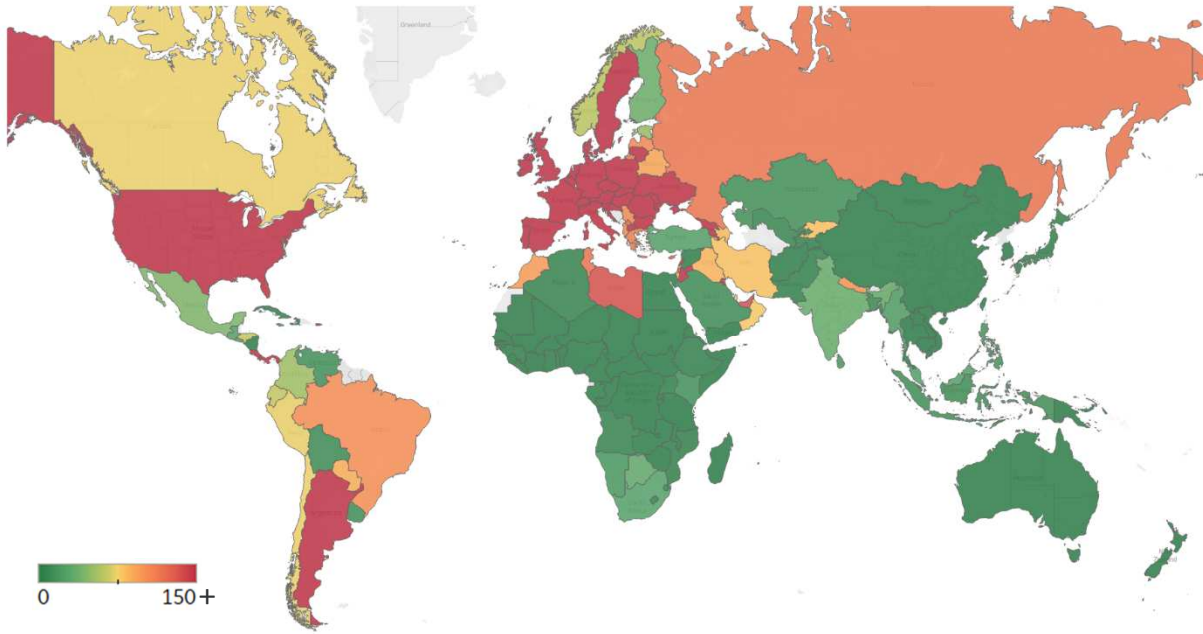
1

Trend since 22 Jan



Avg. Daily New Cases / 1M

Over the last 14 days



Per 1M:	New Today	Change from 30 Days Ago
Active	10	+49%
Confirmed	47	+34%
Deaths	1	+17%
Recovered	36	+29%
Worldwide Survival Rate	97.4%	+0.39%

Worldwide Survival Rate = (Total Confirmed - Total Deaths) / (Total Confirmed)



# New Confirmed Cases & New Deaths

Key

World

North America

Europe

Middle East

Cent & South America

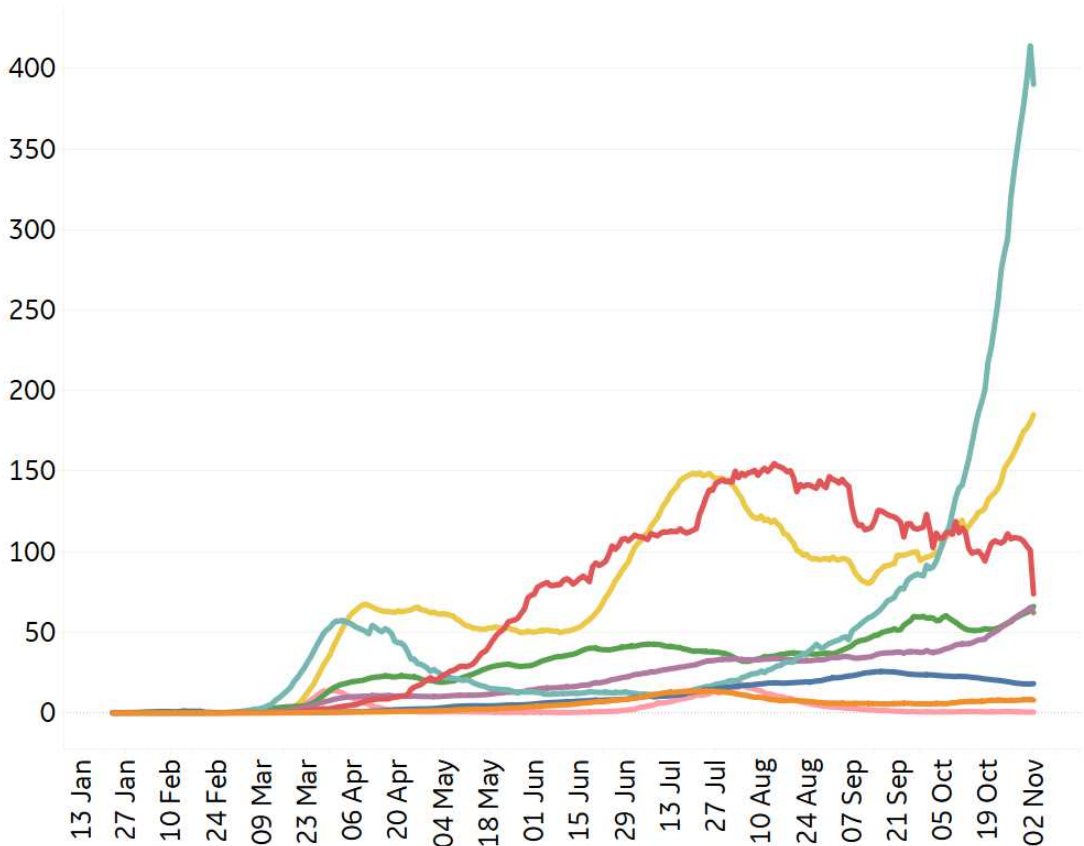
Asia

Africa

Oceania

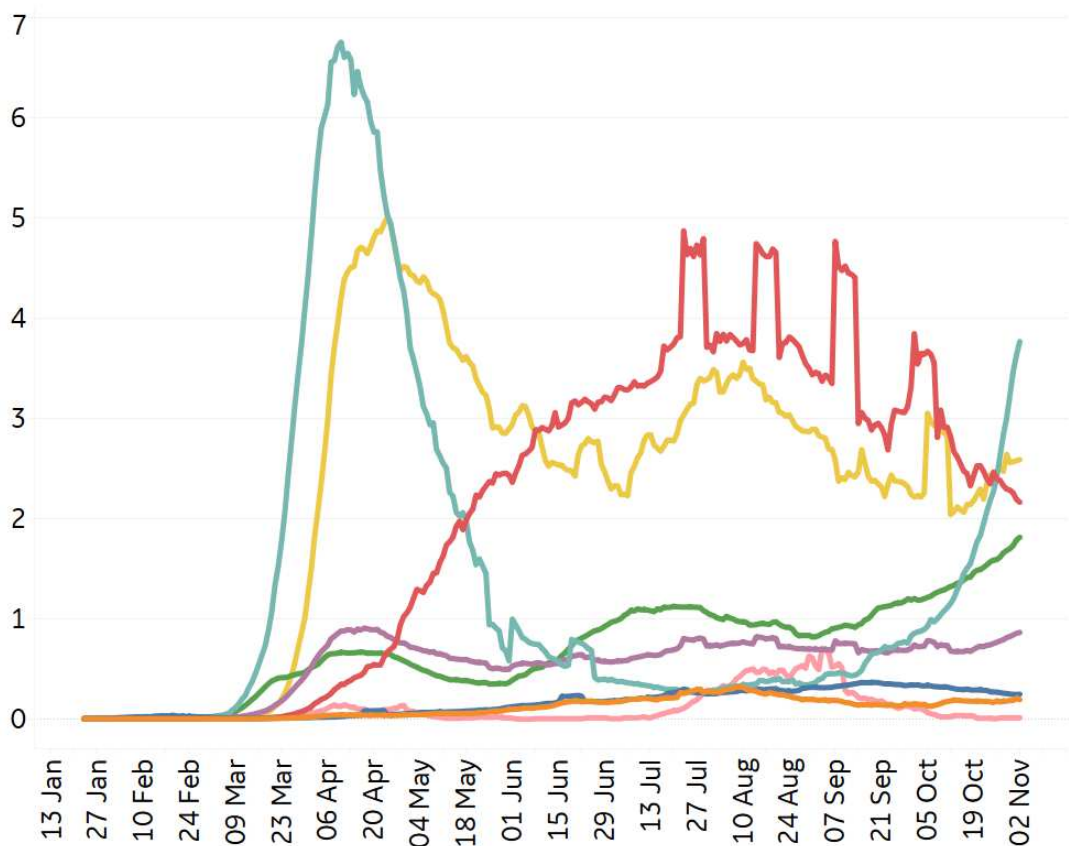
## New Confirmed Cases / 1M

7-day rolling average



## New Deaths / 1M

7-day rolling average





# Top 50 Countries: Per 1M



## 1 - 25

	Average over last 7 days		Total Since 22 Jan			Change from 14d Ago in 14 day avg of daily new	
	New Confirmed	New Deaths	Total Confirmed	Total Recovered	Total Deaths	Confirmed	Deaths
Peru	60	1	27,372	25,192	1,046	-16%	-29%
Belgium	1,401	12	38,600	2,243	1,023	121%	288%
Spain	435	4	26,536	3,216	775	65%	28%
Brazil	97	2	26,130	23,708	754	-6%	-19%
Bolivia	11	1	12,153	9,599	749	-29%	-36%
Chile	71	2	26,843	25,608	748	-8%	-2%
Argentina	255	7	26,178	22,082	700	-6%	-6%
US	253	3	28,069	N/A**	700	42%	15%
UK	335	4	15,571	42	691	39%	130%
Italy	446	4	12,100	4,896	646	221%	298%
Panama	171	3	31,268	26,088	630	5%	1%
Colombia	N/A	4	19,738	19,374	622	-63%	13%
Sweden	195	0	12,313	N/A**	588	137%	-13%
France	550	5	22,379	1,895	574	76%	189%
North Macedo..	398	6	15,838	10,197	492	87%	108%
Armenia	706	9	31,536	19,055	469	119%	180%
Moldova	176	4	19,033	14,099	451	-9%	-3%
Netherlands	557	3	21,866	346	439	37%	119%
EU	425	4	15,104	4,172	400	104%	135%
Bos. and Herz.	465	8	15,932	8,707	390	183%	160%
Ireland	135	1	12,708	4,732	388	-6%	55%
Kosovo	173	2	10,935	8,460	373	175%	39%
Romania	284	5	13,032	9,219	372	50%	38%
Czechia	1,101	17	32,767	15,931	341	75%	184%
South Africa	26	1	12,268	11,086	328	-3%	-34%

## 26 - 50

	Average over last 7 days		Total Since 22 Jan			Change from 14d Ago in 14 day avg of daily new	
	New Confirmed	New Deaths	Total Confirmed	Total Recovered	Total Deaths	Confirmed	Deaths
Israel	79	2	36,466	35,053	298	-67%	-37%
Switzerland	909	5	20,356	9,290	278	242%	343%
Costa Rica	191	3	21,840	13,374	276	-11%	-8%
Iraq	83	1	11,901	10,088	274	1%	-18%
Honduras	64	1	9,935	4,151	271	-4%	-22%
Portugal	360	3	14,401	8,169	254	105%	118%
Oman	78	2	22,745	20,796	246	-37%	10%
Dom. Rep.	36	0	11,762	9,738	207	-10%	-20%
Russia	119	2	11,256	8,421	194	26%	43%
Bahrain	134	1	48,269	46,614	189	-23%	-51%
Slovenia	833	9	17,416	6,396	187	222%	482%
Kuwait	166	1	29,807	27,721	184	13%	-7%
Saudi Arabia	12	1	9,997	9,613	156	-6%	-22%
Poland	497	5	10,450	4,080	155	161%	137%
Croatia	538	5	12,827	9,094	145	226%	197%
Austria	488	3	12,659	7,960	129	182%	197%
West Bank an..	120	1	11,988	10,324	108	27%	8%
Belarus	101	0	10,625	9,249	105	59%	-21%
Lebanon	241	2	12,262	6,430	96	20%	13%
Georgia	440	5	10,674	6,718	86	140%	124%
Qatar	74	0	46,135	45,121	81	9%	0%
UAE	129	0	13,664	13,349	50	11%	-16%
Slovakia	436	1	11,325	2,383	40	81%	243%
Singapore	1	0	9,917	9,901	5	9%	-100%
Total World	62	1	6,050	4,048	156	32%	19%

\*Change from 14d ago:  
Compares 14d-avgs. of Daily New Cases/Deaths  
today with 14d-avgs. from 14d ago

In one week, confirmed cases in **Sweden** increased 12% (+1,363 cases per 1M)

Sorted by Total Deaths / 1M  
Top 50 countries selected by Cases / 1M  
Excluded countries with population < 1M

N/A\*\* due to inconsistent reporting of Recovered Cases



# Top 50 Countries: Raw Volume

Updated 03 Nov 2020, 3:30 GMT

4

## 1 - 25

	Average over last 7 days		Total Since 22 Jan			Change from 14d Ago in 14 day avg of daily new	
	New Confirmed	New Deaths	Total Confirmed	Total Recovered	Total Deaths	Confirmed	Deaths
US	83,806	835	9,291,064	3,674,981	231,552	42%	15%
EU	189,191	1,730	6,725,029	1,857,790	177,878	104%	135%
Brazil	20,622	408	5,554,206	5,039,438	160,253	-6%	-19%
India	45,885	514	8,267,623	7,603,121	123,097	-26%	-32%
Mexico	5,404	418	933,155	795,356	92,100	20%	29%
UK	22,754	265	1,057,021	N/A**	46,943	39%	130%
Italy	26,971	226	731,588	296,017	39,059	221%	298%
France	35,871	348	1,460,745	123,664	37,485	76%	189%
Spain	20,340	175	1,240,697	150,376	36,257	65%	28%
Iran	7,703	398	628,780	491,247	35,738	60%	43%
Peru	1,970	47	902,503	830,612	34,476	-16%	-29%
Colombia	N/A	186	1,004,308	985,796	31,653	-63%	13%
Argentina	11,547	332	1,183,131	998,016	31,623	-6%	-6%
Russia	17,409	310	1,642,665	1,228,921	28,264	26%	43%
South Africa	1,548	65	727,595	657,500	19,465	-3%	-34%
Chile	1,363	43	513,140	489,525	14,302	-8%	-2%
Indonesia	3,210	90	415,402	345,566	14,044	-14%	5%
Ecuador	1,055	17	169,562	149,048	12,692	34%	-58%
Belgium	16,234	137	447,355	25,999	11,858	121%	288%
Iraq	3,329	49	478,701	405,777	11,017	1%	-18%
Germany	17,049	83	569,598	372,499	10,669	166%	187%
Turkey	2,254	75	379,775	327,007	10,402	29%	18%
Canada	2,886	34	243,178	203,128	10,262	19%	58%
Bolivia	131	12	141,867	112,055	8,741	-29%	-36%
Ukraine	7,888	135	414,567	170,880	7,584	35%	34%

## 26 - 50

	Average over last 7 days		Total Since 22 Jan			Change from 14d Ago in 14 day avg of daily new	
	New Confirmed	New Deaths	Total Confirmed	Total Recovered	Total Deaths	Confirmed	Deaths
Netherlands	9,547	56	374,663	5,934	7,527	37%	119%
Philippines	1,967	33	385,400	348,830	7,269	-24%	-29%
Romania	5,459	98	250,704	177,361	7,153	50%	38%
Pakistan	984	15	336,260	315,446	6,849	47%	17%
Bangladesh	1,534	21	410,988	327,901	5,966	4%	-7%
Sweden	1,966	1	124,355	N/A**	5,938	137%	-13%
Poland	18,793	199	395,480	154,413	5,875	161%	137%
Saudi Arabia	401	18	348,037	334,672	5,437	-6%	-22%
Morocco	3,618	65	225,070	187,101	3,826	20%	40%
Guatemala	459	12	108,104	97,756	3,738	-12%	-18%
Czechia	11,789	184	350,896	170,608	3,654	75%	184%
Panama	738	12	134,915	112,565	2,720	5%	1%
Portugal	3,673	35	146,847	83,294	2,590	105%	118%
Israel	684	18	315,636	303,405	2,580	-67%	-37%
Switzerland	7,869	42	176,177	80,400	2,404	242%	343%
Dom. Rep.	393	4	127,591	105,634	2,250	-10%	-20%
Kazakhstan	375	9	113,309	106,716	1,857	178%	107%
Costa Rica	971	13	111,257	68,129	1,404	-11%	-8%
Oman	400	9	116,152	106,195	1,256	-37%	10%
Austria	4,393	24	114,016	71,691	1,159	182%	197%
Nepal	2,381	17	176,500	137,992	984	-13%	12%
Kuwait	711	5	127,293	118,386	786	13%	-7%
UAE	1,272	2	135,141	132,024	497	11%	-16%
Qatar	212	0	132,917	129,996	232	9%	0%
Total World	481,723	6,670	46,870,394	31,358,807	1,206,181	32%	19%

\*Change from 14d ago:  
Compares 14d-avgs. of Daily New Cases/Deaths  
today with 14d-avgs. from 14d ago

In the last 30 days, **Poland** saw a 313% increase in cases  
and a 129% increase in deaths (+299,707 cases & +3,305 deaths)

Sorted by Raw Total Deaths  
Top 50 countries selected by Total Cases  
Excluded countries with population < 1M

N/A\*\* due to inconsistent reporting of Recovered Cases





# United States: Per 1M



## 1 - 25

	Average over last 7 days		Total Since 22 Jan			Change from 14d Ago* in 14 day avg of daily new	
	New Confirmed	New Deaths	Total Confirmed	Total Recovered	Total Deaths	Confirmed	Deaths
New Jersey	182	1	27,133	4,204	1,842	58%	88%
New York	108	1	26,287	4,104	1,724	32%	14%
Massachusetts	182	3	23,293	18,434	1,454	78%	21%
Connecticut	231	2	20,716	2,749	1,298	101%	97%
Louisiana	109	2	39,498	36,275	1,276	2%	-7%
Rhode Island	418	4	32,208	2,653	1,142	97%	34%
Mississippi	245	4	40,611	35,562	1,125	4%	12%
DC	127	1	24,709	19,048	917	23%	-40%
Arizona	180	2	34,091	5,714	822	50%	24%
Illinois	519	3	33,914	N/A	796	77%	35%
Florida	200	3	37,810	N/A	784	42%	-38%
Michigan	353	2	20,459	12,125	773	88%	58%
S. Carolina	206	3	34,750	17,856	766	15%	39%
Georgia	149	2	34,182	N/A	753	23%	-26%
Delaware	168	4	25,993	13,735	729	15%	110%
North Dakota	1,457	15	60,382	48,598	709	52%	1%
Pennsylvania	178	2	16,969	12,585	688	50%	26%
Maryland	145	1	24,314	1,357	687	30%	43%
Arkansas	327	7	37,657	33,636	658	15%	1%
Indiana	437	5	27,507	18,416	652	55%	54%
Texas	217	3	32,498	27,165	639	36%	1%
Alabama	279	3	39,748	16,521	606	55%	-20%
Nevada	275	5	33,152	793	599	34%	51%
Iowa	694	4	42,001	29,775	557	65%	39%
Missouri	412	5	31,157	N/A	496	23%	8%

## 26 - 51

	Average over last 7 days		Total Since 22 Jan			Change from 14d Ago* in 14 day avg of daily new	
	New Confirmed	New Deaths	Total Confirmed	Total Recovered	Total Deaths	Confirmed	Deaths
South Dakota	1,309	10	54,089	38,531	495	52%	53%
Tennessee	308	5	38,744	34,332	495	15%	41%
New Mexico	376	4	22,941	10,312	494	62%	146%
Ohio	265	2	18,984	14,685	457	62%	84%
Minnesota	462	3	27,239	23,428	450	49%	58%
California	108	1	23,801	N/A	448	38%	-13%
Virginia	153	1	21,489	2,358	429	18%	11%
N. Carolina	222	3	26,509	23,486	419	13%	49%
Colorado	368	2	19,470	1,396	398	101%	1%
Montana	769	11	32,048	20,113	361	27%	184%
Kansas	407	4	29,273	921	359	41%	2%
New Hampshire	97	1	8,325	6,935	355	43%	-40%
Idaho	464	4	36,845	16,909	354	29%	130%
Wisconsin	767	6	39,897	31,232	352	48%	105%
Oklahoma	281	4	31,639	27,267	342	6%	53%
Nebraska	600	4	37,541	23,146	339	31%	100%
Kentucky	377	3	24,547	4,144	334	42%	48%
Washington	110	1	14,361	N/A	312	28%	20%
West Virginia	240	3	14,083	10,725	257	40%	69%
Utah	518	2	36,715	26,909	192	32%	6%
Wyoming	664	5	24,478	15,487	168	81%	900%
Oregon	120	1	10,901	1,392	164	30%	18%
Hawaii	53	1	10,757	8,351	155	-4%	7%
Alaska	723	3	23,316	9,719	115	129%	89%
Maine	58	0	5,057	4,157	110	101%	-50%
Vermont	31	0	3,556	2,926	93	112%	N/A

\*Change from 14d ago:  
Compares 14d-avgs. of Daily New Cases/Deaths  
today with 14d-avgs. from 14d ago

Avg daily new deaths compared to 14d ago are  
**trending down** in 7 states, and **trending up** in 42 states

Sorted by Total Deaths / 1M

N/As due to states revising and updating case counts



# United States: Raw Volume

## 1 - 25

	Average over last 7 days		Total Since 22 Jan			Change from 14d Ago* in 14 day avg of daily new	
	New Confirmed	New Deaths	Total Confirmed	Total Recovered	Total Deaths	Confirmed	Deaths
New York	2,102	16	511,368	79,831	33,539	32%	14%
Texas	6,286	79	942,303	787,685	18,534	36%	1%
California	4,282	43	940,411	N/A	17,689	38%	-13%
Florida	4,293	55	812,063	N/A	16,834	42%	-38%
New Jersey	1,616	9	240,997	37,342	16,357	58%	88%
Illinois	6,580	43	429,749	N/A	10,093	77%	35%
Massachusetts	1,253	20	160,549	127,054	10,023	78%	21%
Pennsylvania	2,285	22	217,243	161,116	8,812	50%	26%
Georgia	1,577	25	362,921	N/A	7,999	23%	-26%
Michigan	3,522	23	204,326	121,093	7,716	88%	58%
Arizona	1,311	15	248,139	41,589	5,982	50%	24%
Louisiana	507	11	183,616	168,634	5,934	2%	-7%
Ohio	3,097	18	221,909	171,657	5,340	62%	84%
Connecticut	823	5	73,858	9,800	4,627	101%	97%
Indiana	2,943	35	185,185	123,980	4,390	55%	54%
N. Carolina	2,327	31	278,028	246,318	4,390	13%	49%
Maryland	879	8	146,995	8,201	4,155	30%	43%
S. Carolina	1,059	18	178,917	91,934	3,946	15%	39%
Virginia	1,306	11	183,418	20,124	3,658	18%	11%
Tennessee	2,103	31	264,587	234,460	3,379	15%	41%
Mississippi	729	12	120,865	105,839	3,348	4%	12%
Missouri	2,530	32	191,223	N/A	3,043	23%	8%
Alabama	1,367	15	194,892	81,005	2,973	55%	-20%
Minnesota	2,607	19	153,620	132,125	2,538	49%	58%
Washington	836	8	109,354	N/A	2,378	28%	20%
Colorado	2,121	9	112,124	8,038	2,292	101%	1%

## 26 - 51

	Average over last 7 days		Total Since 22 Jan			Change from 14d Ago* in 14 day avg of daily new	
	New Confirmed	New Deaths	Total Confirmed	Total Recovered	Total Deaths	Confirmed	Deaths
Wisconsin	4,464	37	232,295	181,845	2,050	48%	105%
Arkansas	988	22	113,641	101,507	1,985	15%	1%
Nevada	848	14	102,114	2,442	1,846	34%	51%
Iowa	2,188	14	132,516	93,943	1,756	65%	39%
Kentucky	1,686	12	109,670	18,516	1,492	42%	48%
Oklahoma	1,114	15	125,195	107,893	1,354	6%	53%
Rhode Island	442	4	34,120	2,811	1,210	97%	34%
Kansas	1,186	11	85,280	2,682	1,045	41%	2%
New Mexico	788	9	48,104	21,623	1,036	62%	146%
Delaware	163	4	25,311	13,375	710	15%	110%
Oregon	506	5	45,978	5,870	692	30%	18%
Nebraska	1,160	8	72,620	44,773	656	31%	100%
DC	89	1	17,438	13,443	647	23%	-40%
Idaho	829	7	65,845	30,218	632	29%	130%
Utah	1,660	6	117,706	86,269	614	32%	6%
North Dakota	1,111	11	46,015	37,035	540	52%	1%
New Hampshire	132	1	11,320	9,430	483	43%	-40%
West Virginia	431	5	25,238	19,220	461	40%	69%
South Dakota	1,158	9	47,850	34,087	438	52%	53%
Montana	822	12	34,252	21,496	386	27%	184%
Hawaii	75	1	15,231	11,824	219	-4%	7%
Maine	78	0	6,798	5,588	148	101%	-50%
Wyoming	384	3	14,167	8,963	97	81%	900%
Alaska	529	2	17,057	7,110	84	129%	89%
Vermont	19	0	2,219	1,826	58	112%	N/A

\*Change from 14d ago:  
Compares 14d-avgs. of Daily New Cases/Deaths  
today with 14d-avgs. from 14d ago

**Illinois** reports the highest avg new confirmed cases in last 7 days (+6,580 cases)

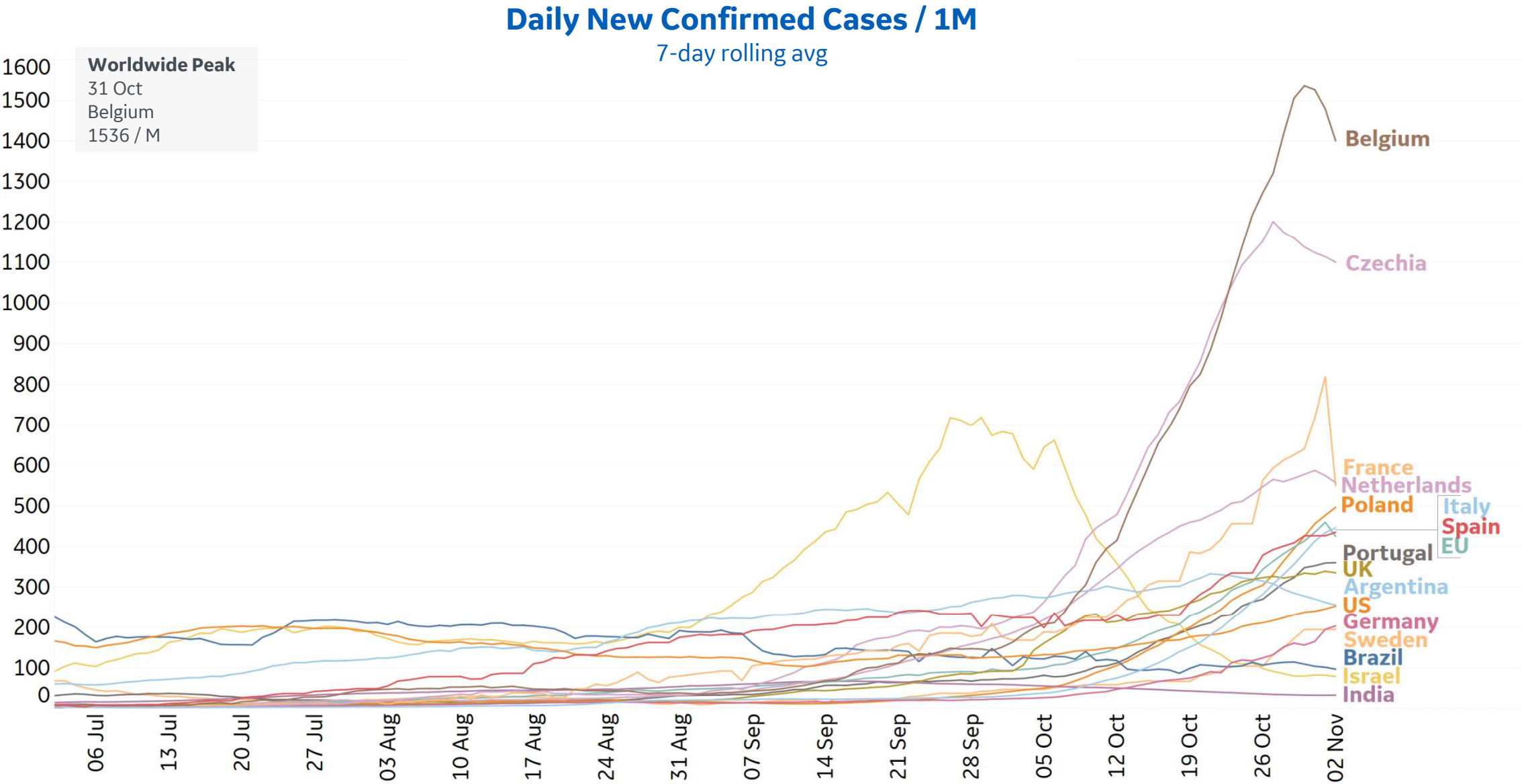
Sorted by Raw Total Deaths

N/As due to states revising and updating case counts



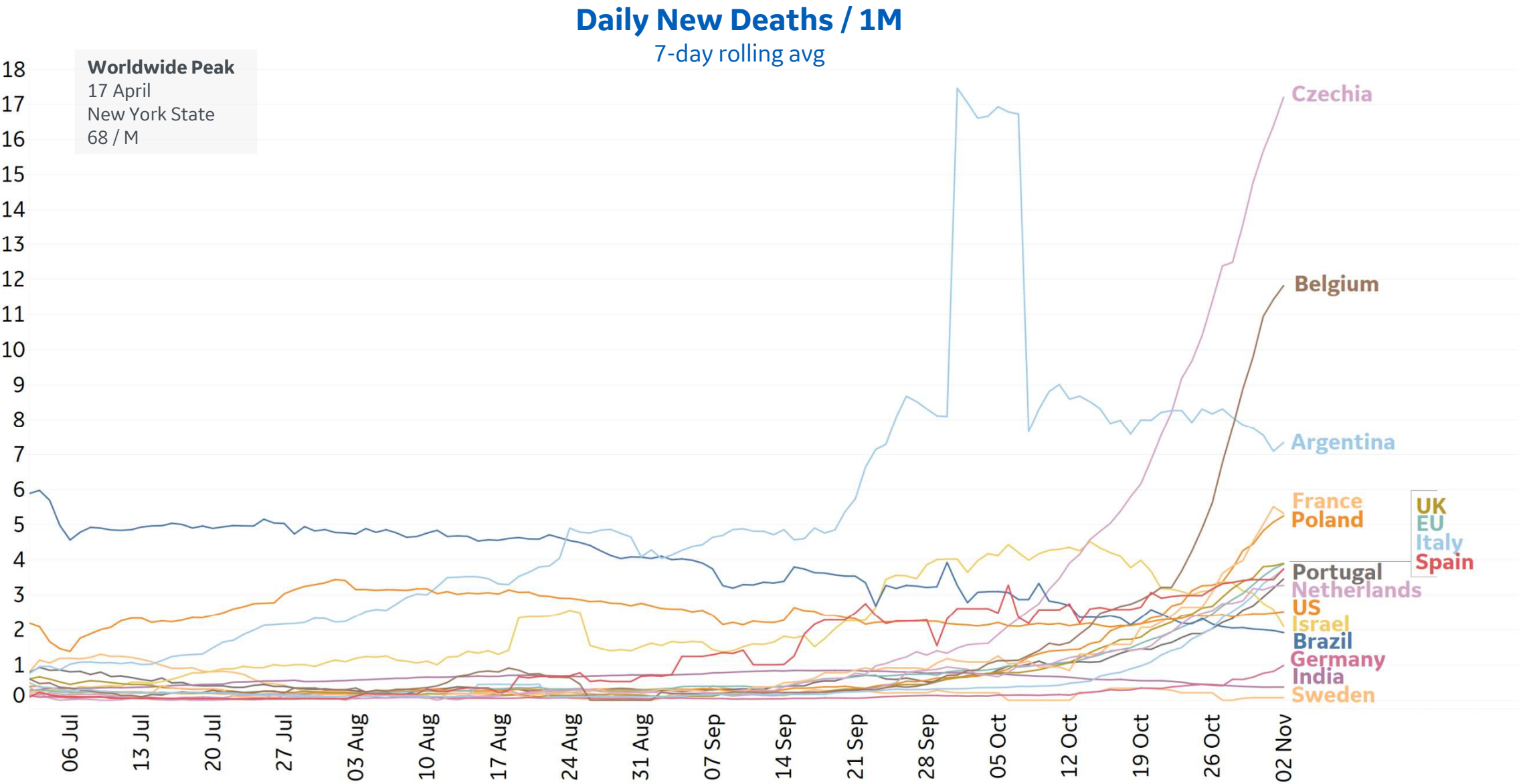


# New Confirmed Cases in Select Countries





# New Deaths in Select Countries

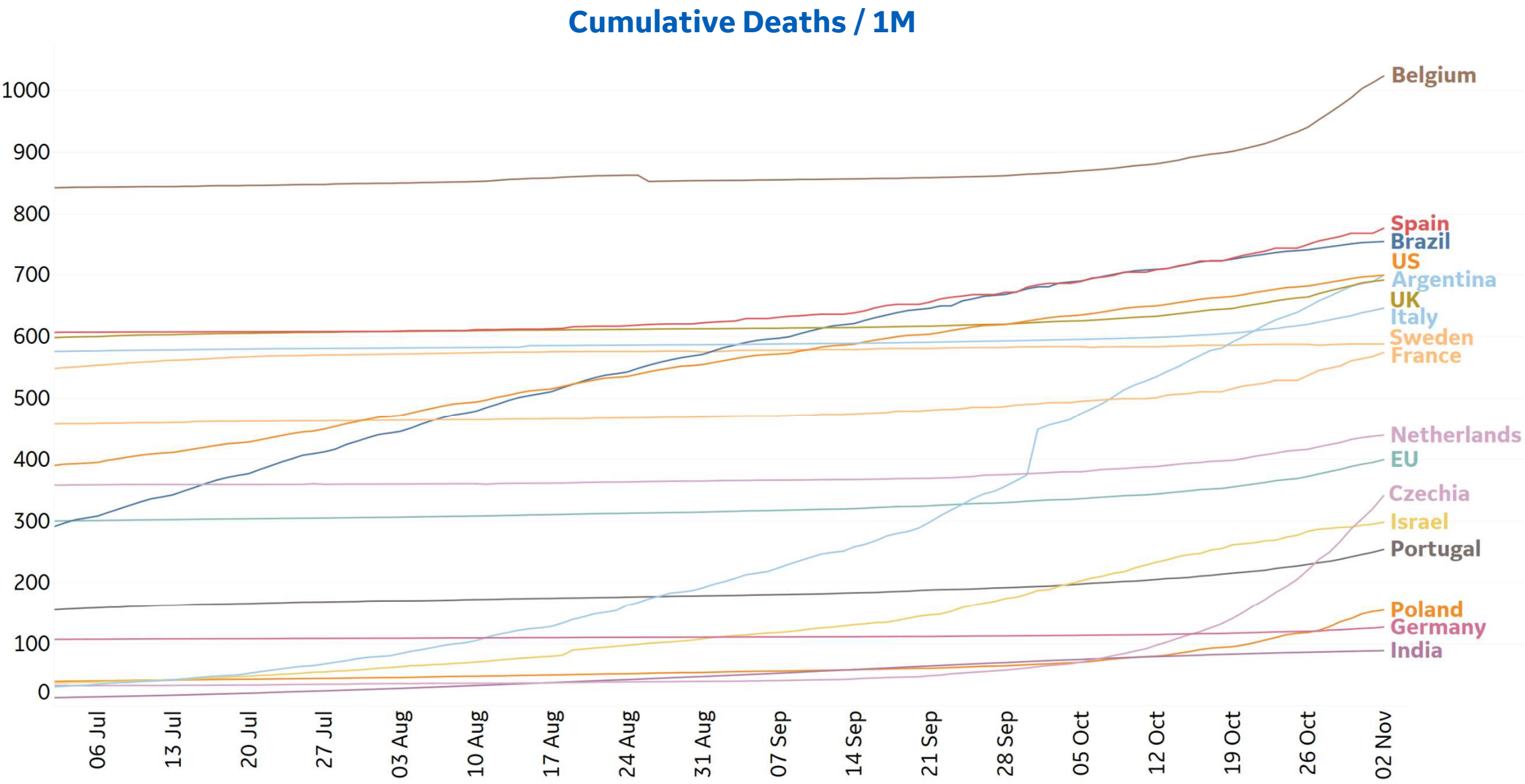


\*Large jump in Argentina's daily new deaths due to batched reporting of previously unreported fatalities on 1 Oct



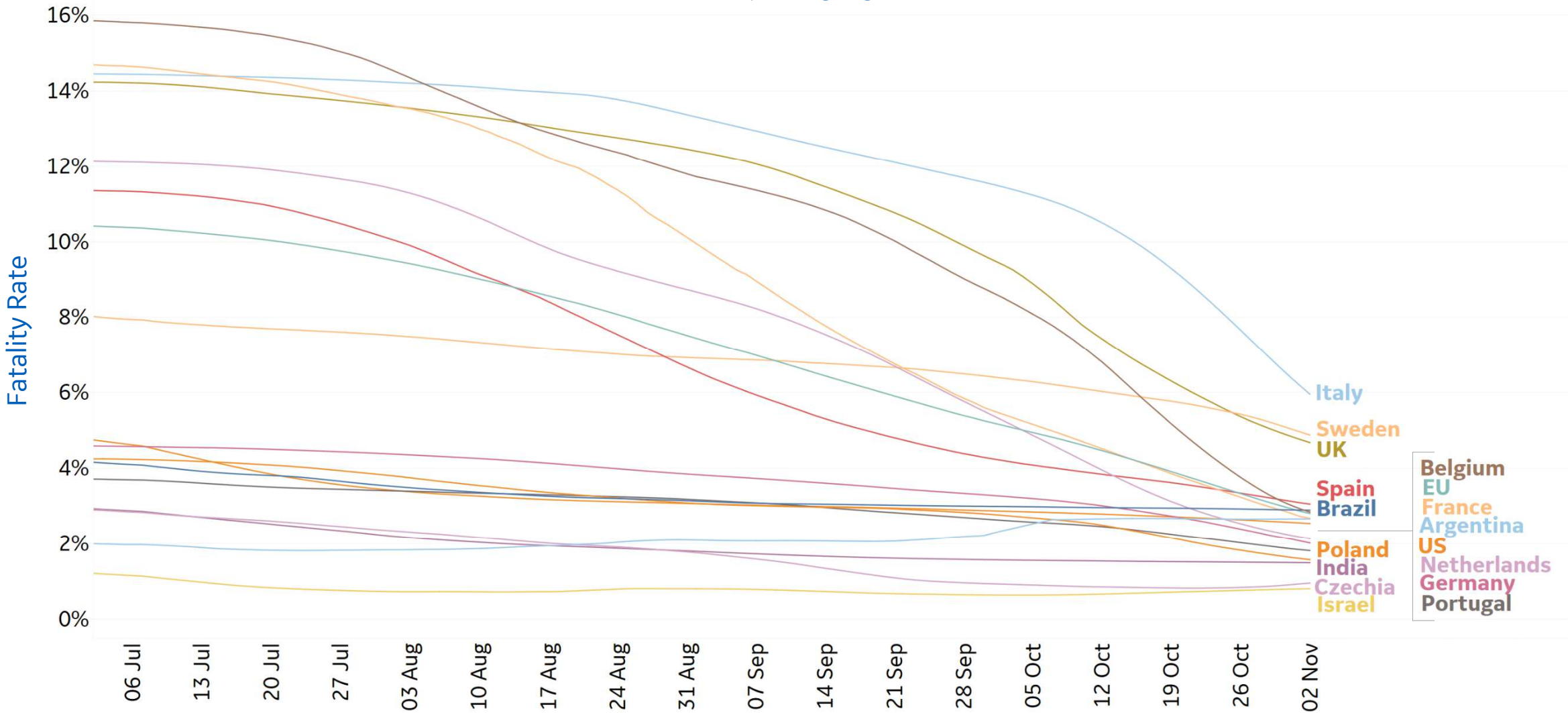


# Cumulative Deaths in Select Countries





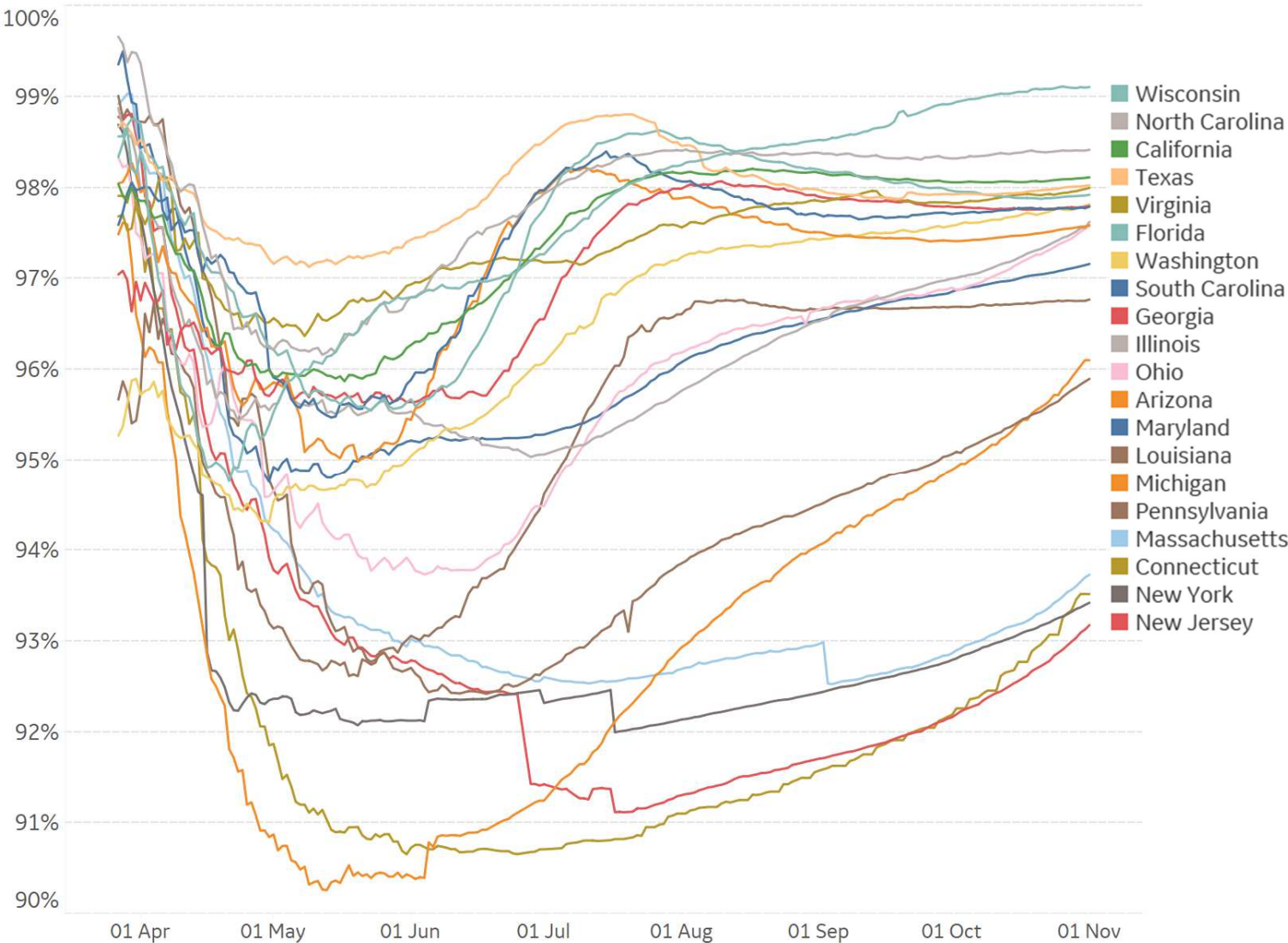
7-day rolling avg



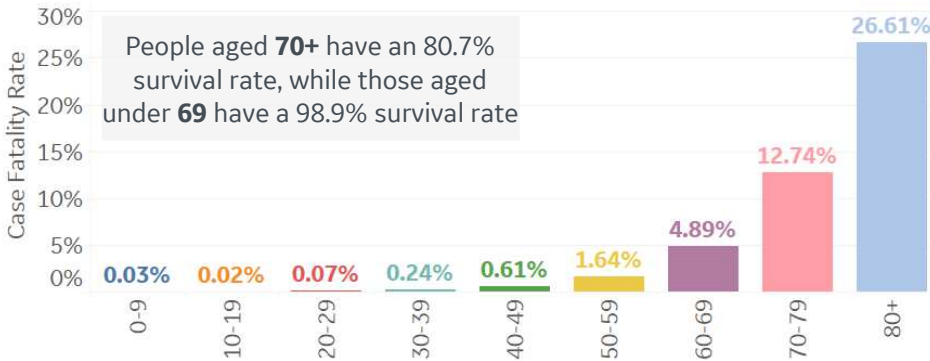


# Feature: Survival Rates, US States

## Survival Rates Over Time, select states



## Case Fatality Rate (CFR) by Age Group



## Top 5 States with Highest Survival Rates to date

State	Survival Rate	CFR to date	CFR last 30 days
Alaska	99.50%	0.50%	0.30%
Utah	99.47%	0.53%	0.37%
Wyoming	99.37%	0.63%	0.45%
Wisconsin	99.11%	0.89%	0.67%
Nebraska	99.09%	0.91%	0.63%

## Top 5 States with Lowest Survival Rates to date

State	Survival Rate	CFR to date	CFR last 30 days
New Jersey	93.18%	6.82%	0.63%
New York	93.42%	6.58%	0.76%
Connecticut	93.52%	6.48%	0.78%
Massachusetts	93.73%	6.27%	1.99%
New Hampshire	95.69%	4.31%	1.45%

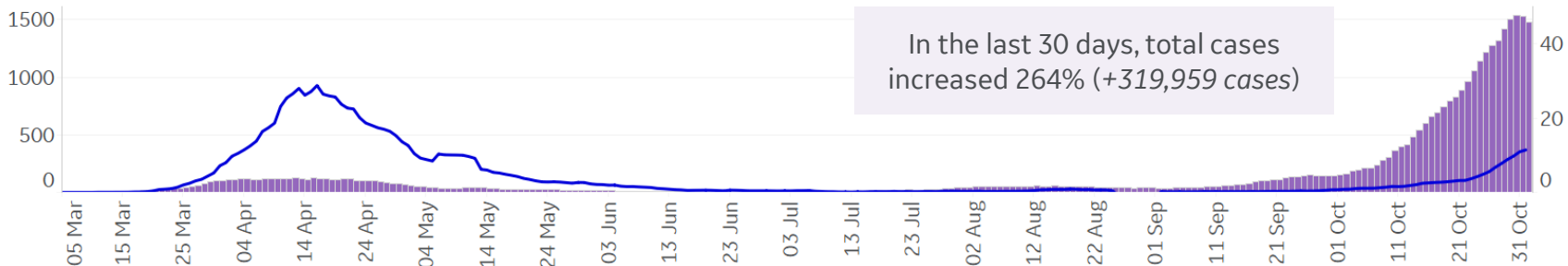




# Feature: Belgium

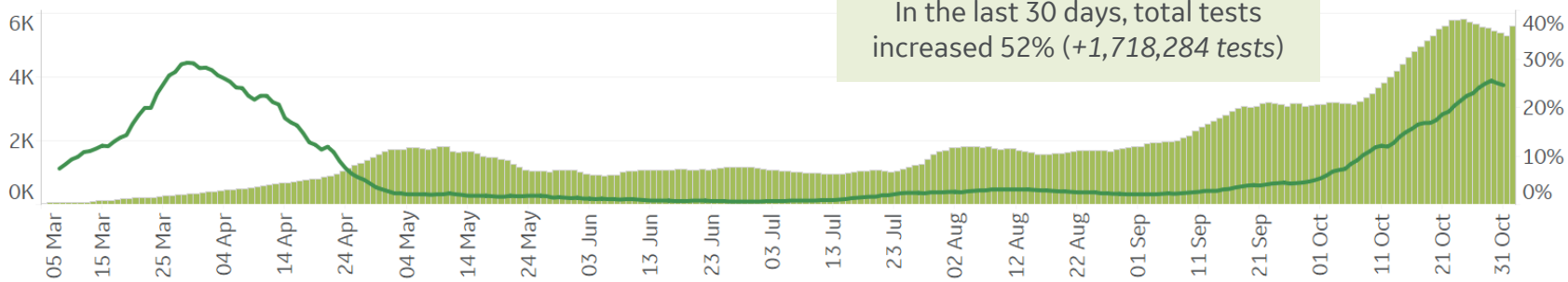
## New Confirmed Cases per 1M & New Deaths per 1M

7-day rolling avgs.



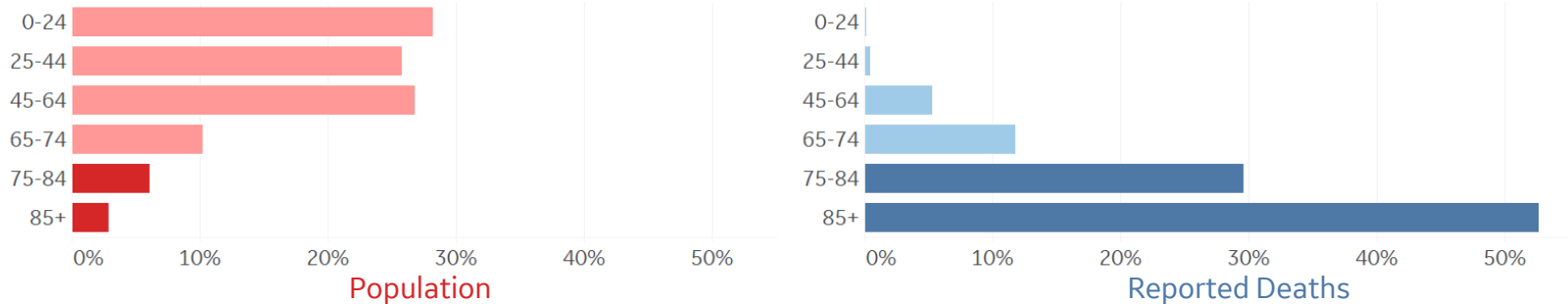
## Daily New Tests per 1M & Positivity Rate over time

7-day rolling avgs.



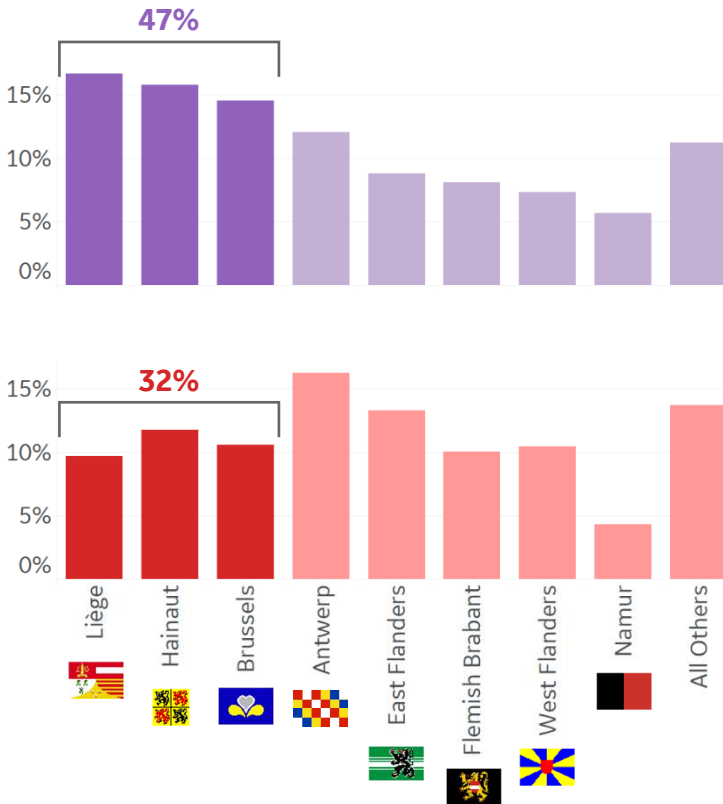
## Deaths by Age Group

While **9% of Belgium's population** is over 75 years old, this group makes up **82% of reported deaths**



## Cases by Province

While only **32% of Belgium's population** lives in the Liège, Hainaut and Brussels provinces, this group makes up **nearly half the country's confirmed cases**





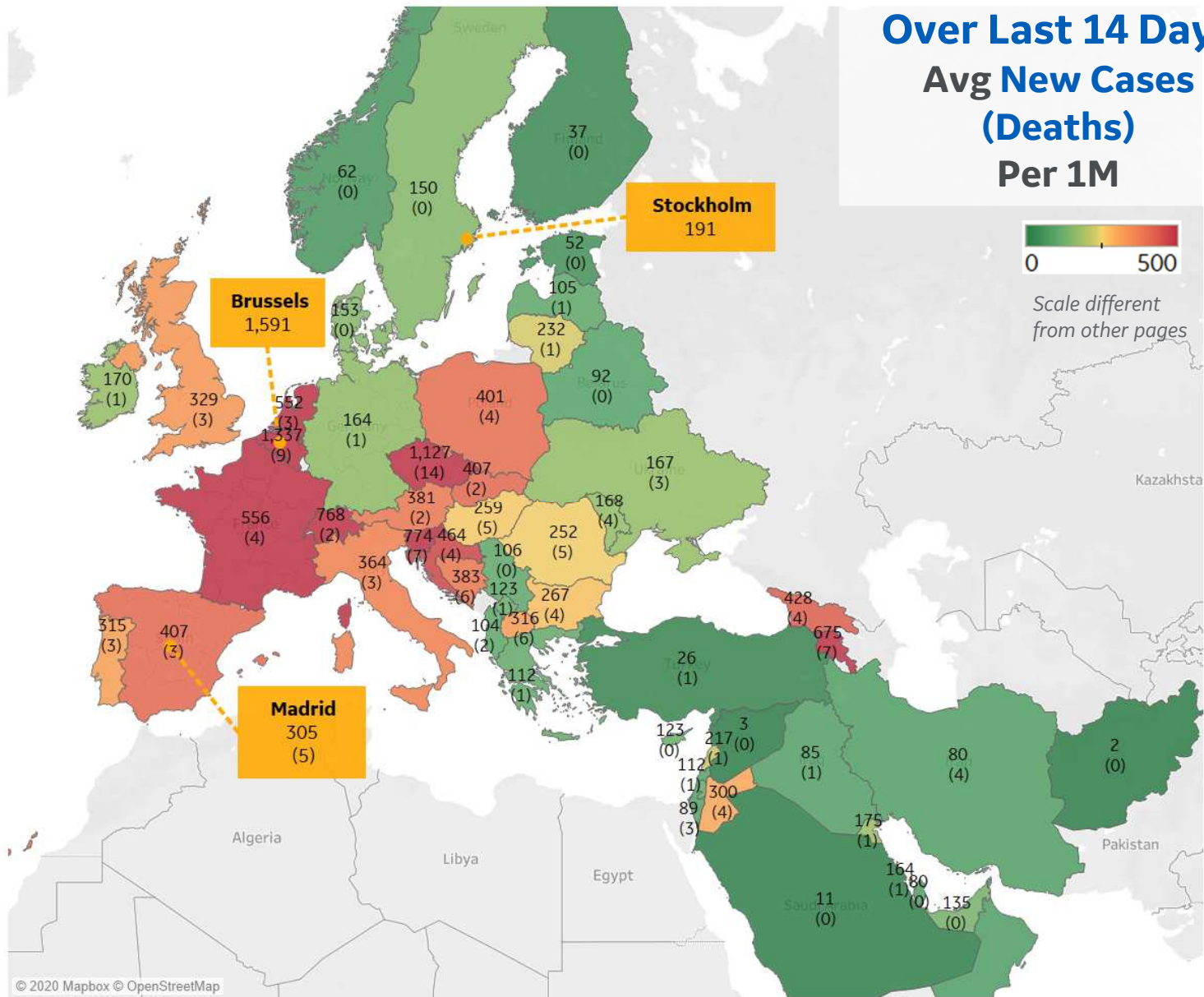
## Per 1M in Region

	Today	Change
Active Cases	6,832	+2%
Confirmed	254 new	+2%
Deaths	3 new	+1%
Recovered	84 new	+2%

## Most Daily New Cases / 1M

Belgium	1,337
Czechia	1,127
Slovenia	774
Switzerland	768
Armenia	675
France	556
Netherlands	552
Croatia	464
Georgia	428
Slovakia	407

\* Excludes regions with population < 1M





## Per 1M in Region

	Today	Change
Active Cases	354	-10%
Confirmed	29 new	+0.4%
Deaths	2 new	+0.2%
Recovered	69 new	+1%

## Most Daily New Cases / 1M

Distrito Federal	146
Durango	138
Baja California Sur	91
Coahuila	89
Zacatecas	89
Chihuahua	86
Nuevo León	81
Querétaro	80
San Luis Potosí	67
Aguascalientes	62

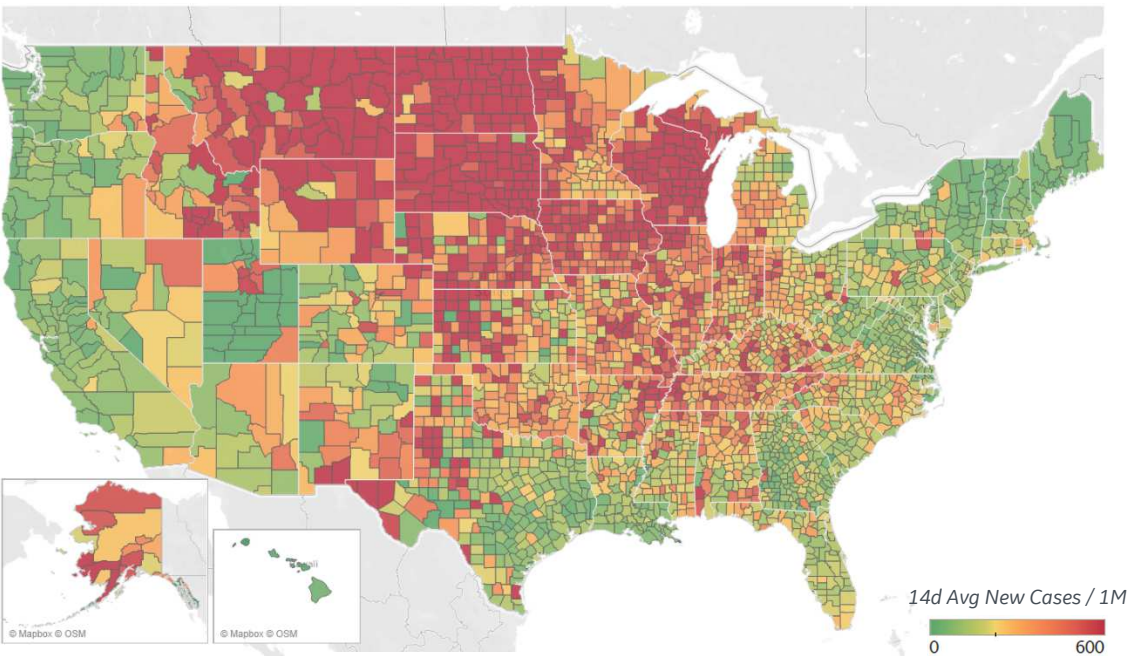






# US Counties: Recent Cases and Deaths

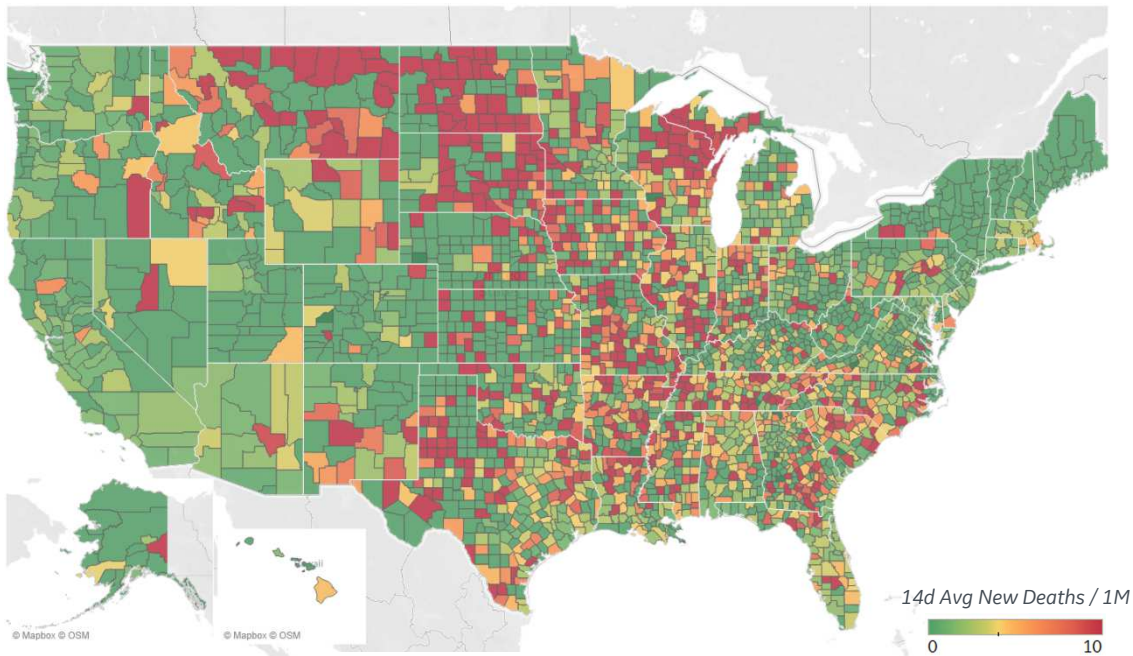
## Average New Cases per 1M Over Last 14 Days



### Top 10 by New Confirmed Avg New Confirmed Cases / 1M

El Paso County, TX	1,550
Lubbock County, TX	949
Brown County, WI	844
Winnebago County, IL	679
Milwaukee County, WI	664
Waukesha County, WI	581
Utah County, UT	577
Anchorage Municipality, AK	573
Salt Lake County, UT	569
Adams County, CO	532

## Average New Deaths per 1M Over Last 14 Days



### Top 10 by New Deaths Avg New Deaths/ 1M

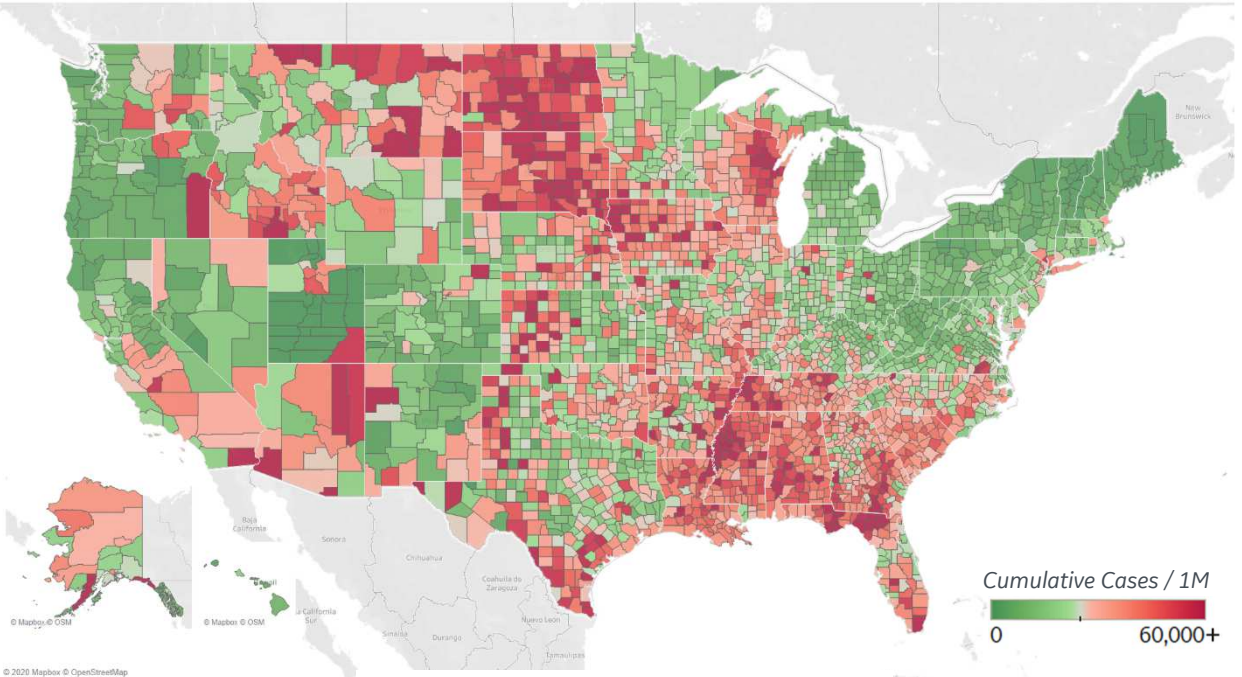
Lubbock County, TX	10
Greene County, MO	9
Westmoreland County, PA	7
St. Joseph County, IN	6
Spartanburg County, SC	6
El Paso County, TX	6
Winnebago County, IL	6
Sarasota County, FL	5
Cleveland County, OK	5
Pulaski County, AR	5

**Note:** Lists includes counties  
≥ 250K population



# US Counties: Cumulative Cases and Deaths

## Confirmed **Cases** per 1M to date

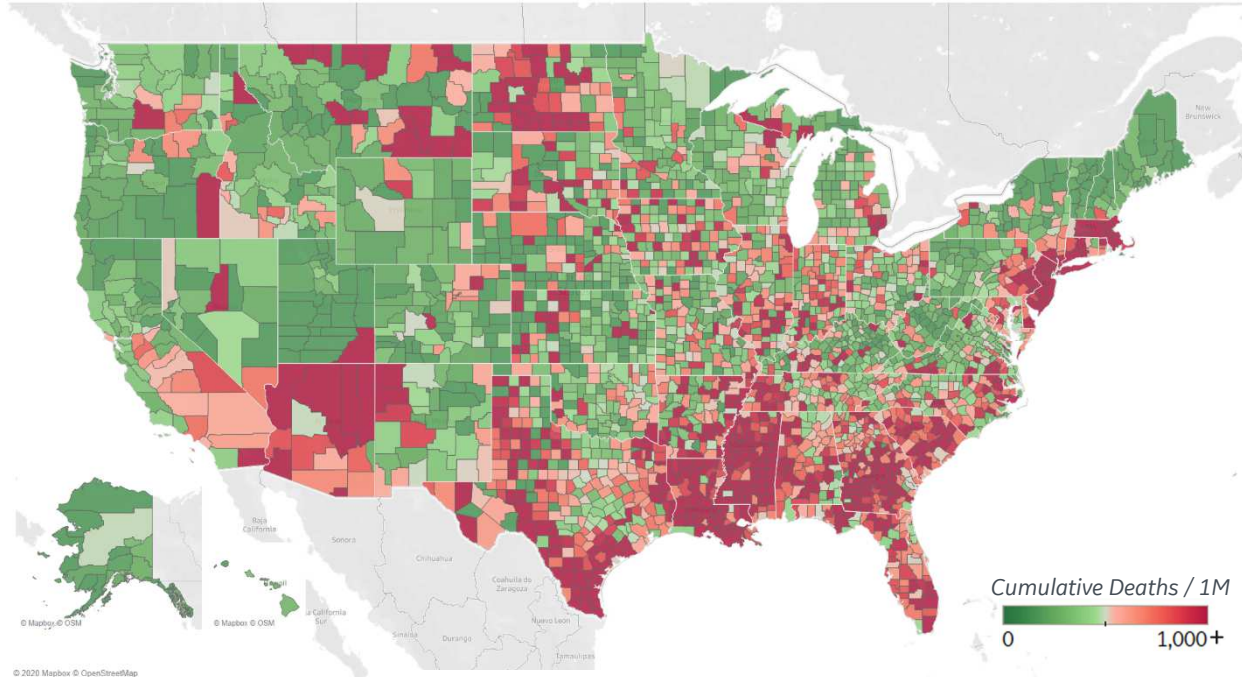


### Top 10 Counties

Total Confirmed Cases / 1M

Miami-Dade County, FL	69,106
Lubbock County, TX	63,596
Brown County, WI	61,899
El Paso County, TX	61,408
Nueces County, TX	59,156
Cameron County, TX	57,377
Rockland County, NY	56,334
Webb County, TX	55,944
Utah County, UT	48,207
Davidson County, TN	48,120

## Reported **Deaths** per 1M to date



### Top 10 Counties

Total Reported Deaths / 1M

New York City*	4,459
Essex County, NJ	2,685
Cameron County, TX	2,559
Passaic County, NJ	2,515
Union County, NJ	2,470
Hudson County, NJ	2,277
Hidalgo County, TX	2,250
Bergen County, NJ	2,213
Rockland County, NY	2,100
Somerset County, NJ	1,809

**Note:** Lists includes counties  $\geq 250K$  population

\* New York City counties aggregated into one reporting area





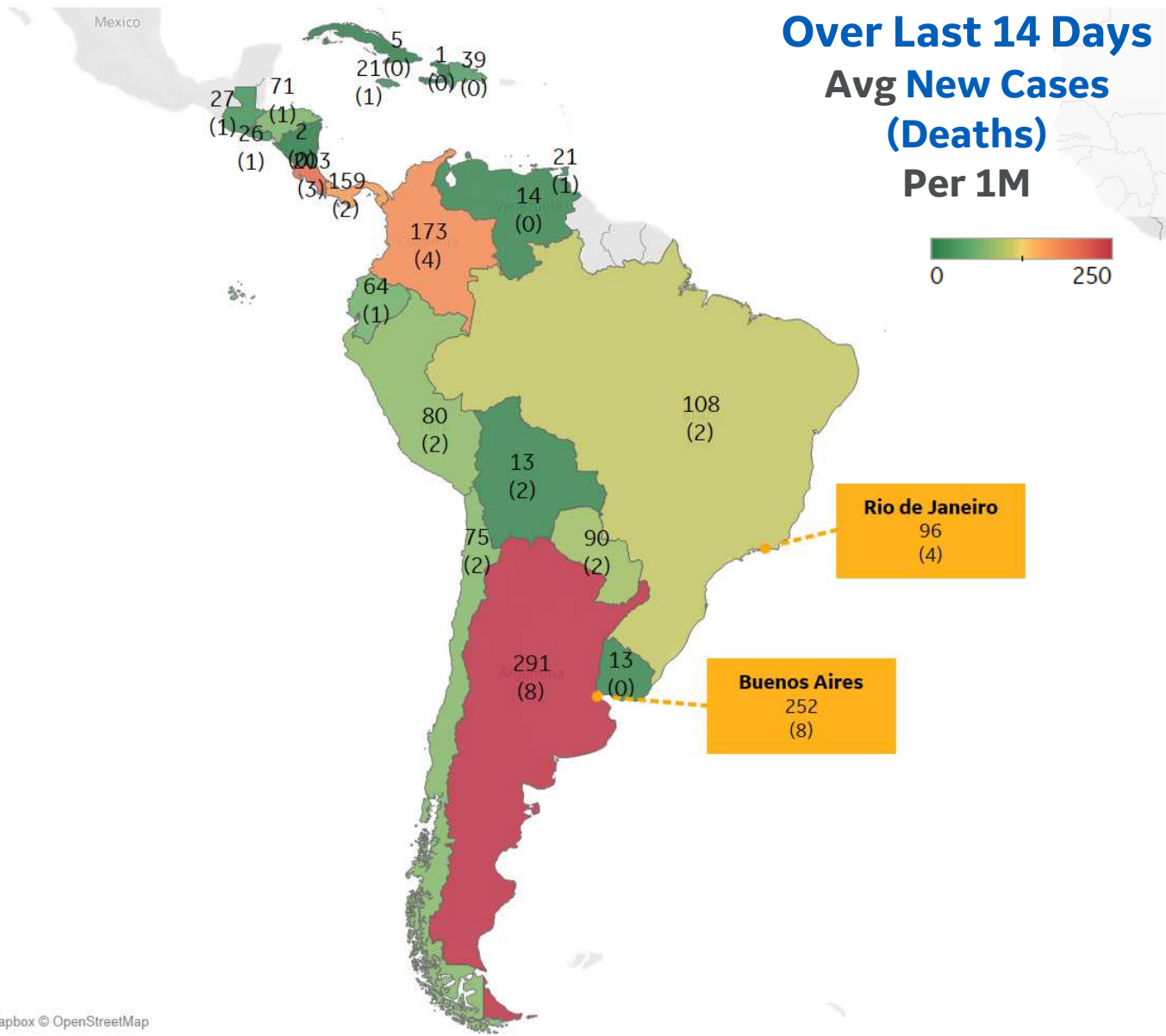
## Per 1M in Region

	Today	Change
Active Cases	1,648	-2%
Confirmed	67 new	+0.3%
Deaths	1 new	+0.2%
Recovered	102 new	+1%

## Most Daily New Cases / 1M

Argentina	291
Costa Rica	203
Colombia	173
Panama	159
Brazil	108
Paraguay	90
Peru	80
Chile	75
Honduras	71
Ecuador	64

\* Excludes regions with population < 1M







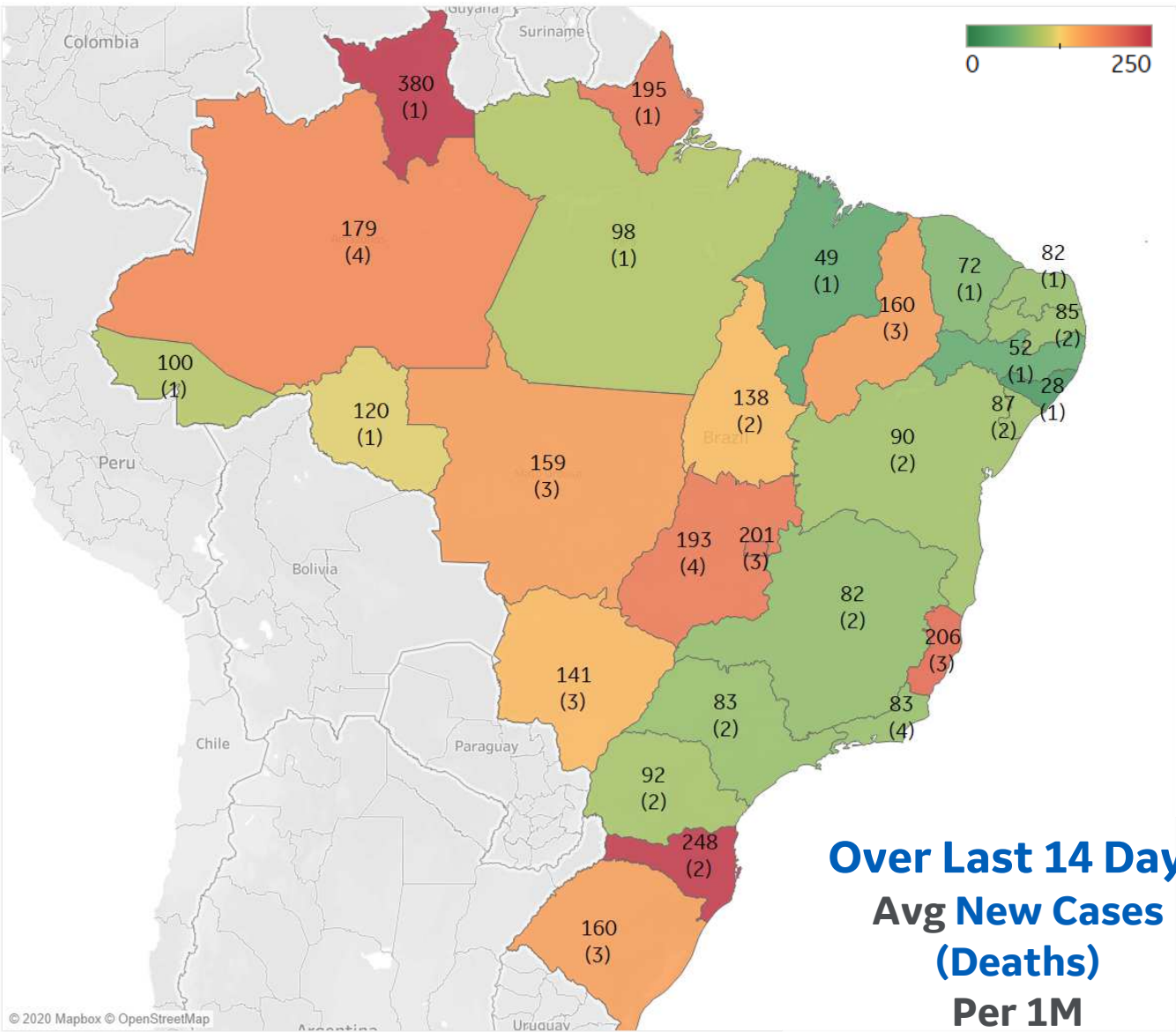
## Per 1M in Region

	Today	Change
Active Cases	1,709	-2%
Confirmed	48 new	+0.2%
Deaths	1 new	+0.1%
Recovered	81 new	+0.3%

## Most Daily New Cases / 1M

Santa Catarina	248
Espírito Santo	206
Distrito Federal	201
Goiás	193
Amazonas	179
Piauí	160
Rio Grande do ..	160
MatoGrosso	159
MatoGrosso d..	141
Tocantins	138

\* Excludes regions with population < 1M





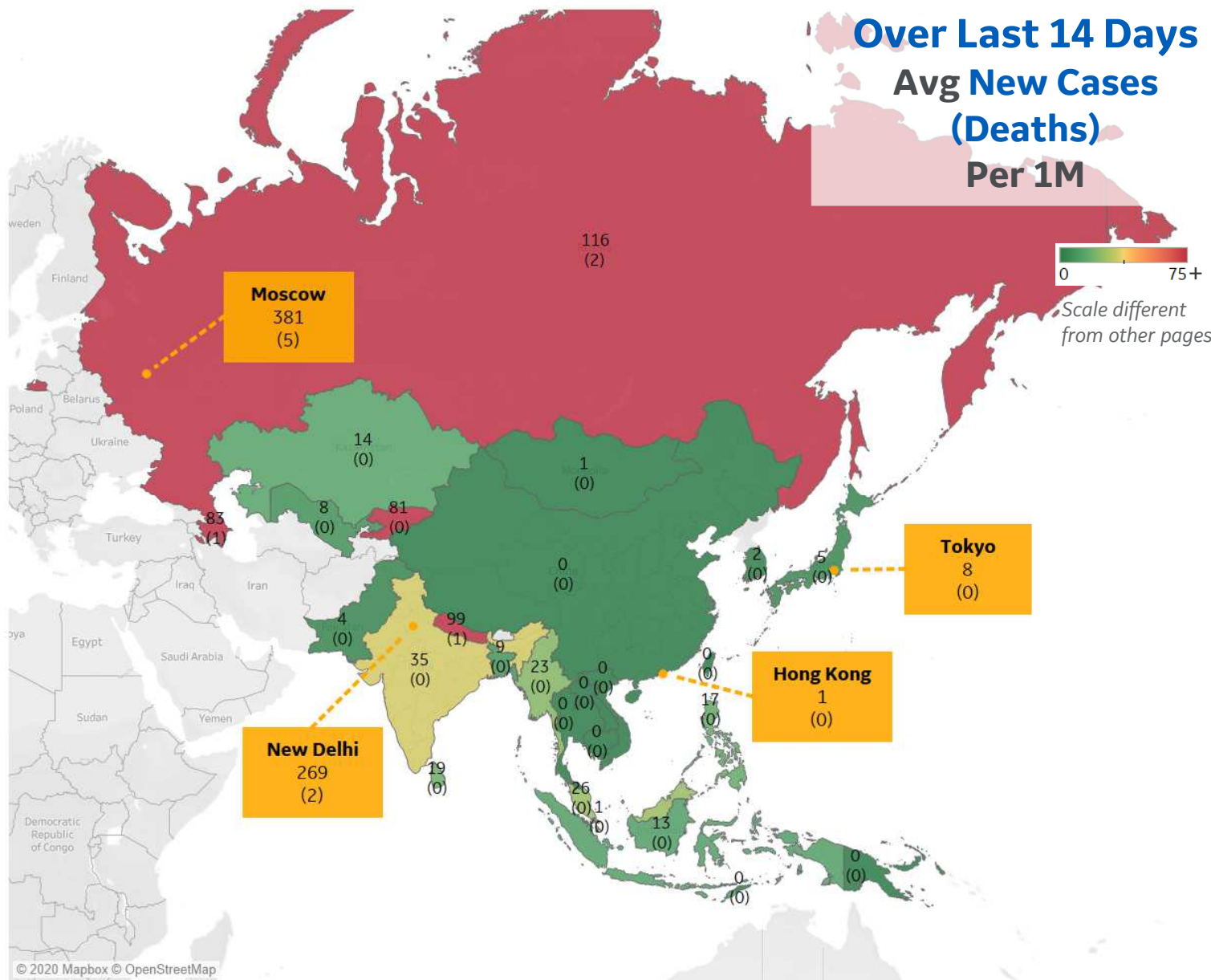
## Per 1M in Region

	Today	Change
Active Cases	278	-1%
Confirmed	17 new	+1%
Deaths	0.2 new	+0.5%
Recovered	20 new	+1%

## Most Daily New Cases / 1M

Russia	116
Nepal	99
Azerbaijan	83
Kyrgyzstan	81
India	35
Malaysia	26
Myanmar	23
Sri Lanka	19
Philippines	17
Kazakhstan	14

\* Excludes regions with population < 1M





Per 1M in Region

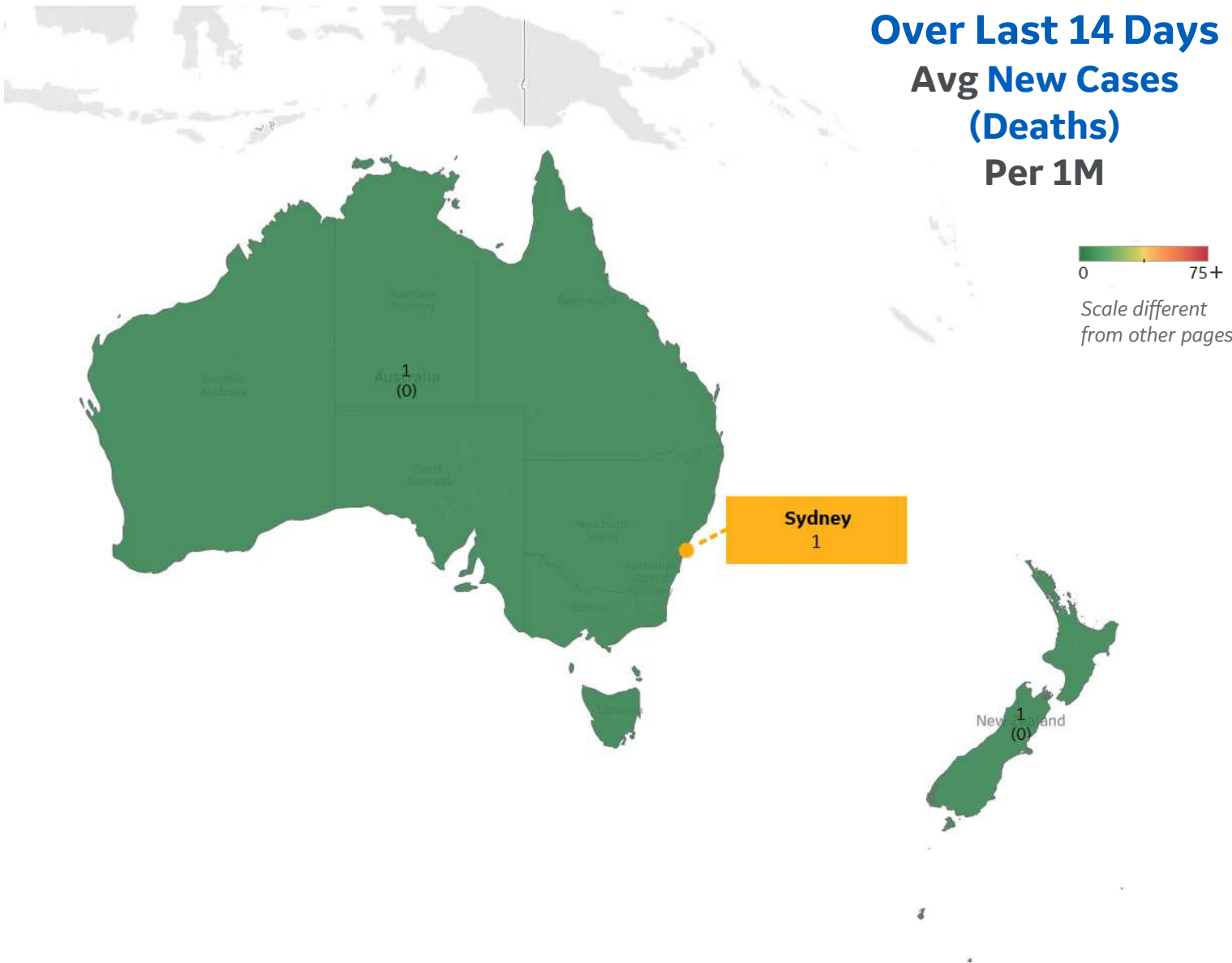
	Today	Change
Active Cases	45	-2%
Confirmed	0 new	+0%
Deaths	0 new	+0%
Recovered	1 new	+0%

Most Daily New Cases / 1M

New Zealand	1
Australia	1

\* Excludes regions with population < 1M

Over Last 14 Days  
Avg New Cases  
(Deaths)  
Per 1M







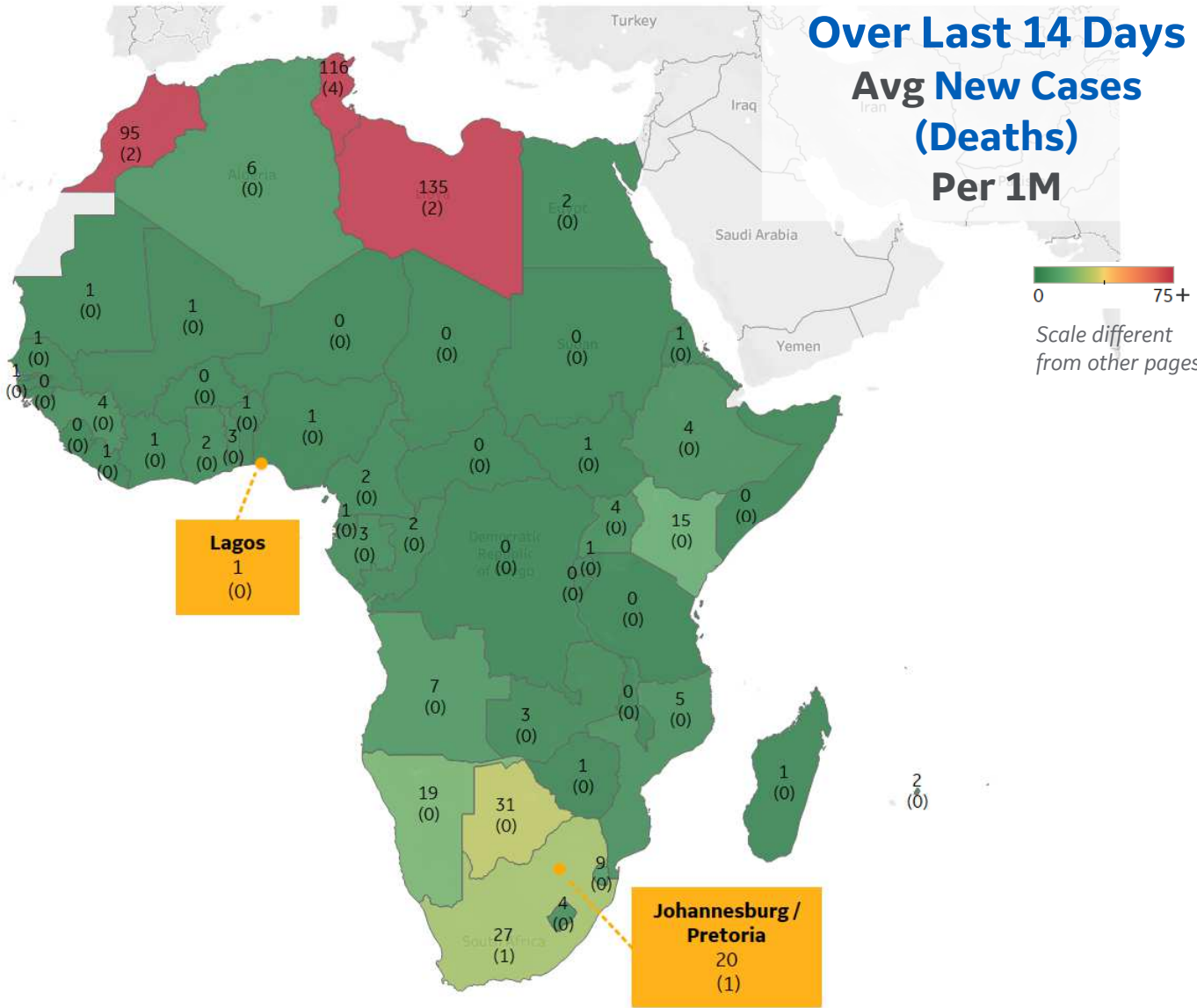
## Per 1M in Region

	Today	Change
Active Cases	214	+0%
Confirmed	6 new	+0.4%
Deaths	0.2 new	+0.5%
Recovered	6 new	+0.5%

## Most Daily New Cases / 1M

Libya	135
Tunisia	116
Morocco	95
Botswana	31
South Africa	27
Namibia	19
Kenya	15
Eswatini	9
Angola	7
Algeria	6

\* Excludes regions with population < 1M





*\*\* Per 1M = Per 1 Million Population unless otherwise noted*

**Johns Hopkins Coronavirus Resource Center:**

<https://coronavirus.jhu.edu/map.html>

**Worldometer Coronavirus Reporting:**

<https://www.worldometers.info/coronavirus/>

**Public Health England:**

<https://www.gov.uk/government/publications/covid-19-track-coronavirus-cases>

**US Department of Homeland Security, Homeland Infrastructure Foundation-Level Data:**

<https://hifld-geoplatform.opendata.arcgis.com/datasets/hospitals>

**City of New York, NYC Health:**

<https://www1.nyc.gov/site/doh/covid/covid-19-data.page>

**Chicago Coronavirus Latest Data:**

<https://www.chicago.gov/city/en/sites/covid-19/home/latest-data.html>

**National Health Commission of the PRC:**

<http://www.nhc.gov.cn/xcs/yqtb/202003/bf66696029ba420098164607240074f8.shtml>

**Korean Centers for Disease Control and Prevention:**

[http://www.cdc.go.kr/cdc\\_eng/](http://www.cdc.go.kr/cdc_eng/)

**CDC, Severe Outcomes Among Patients with Coronavirus Disease 2019 (COVID-19):**

<https://www.cdc.gov/mmwr/volumes/69/wr/mm6912e2.htm>

**Italian Department of Civil Protection, COVID Monitoring:**

<http://opendatadpc.maps.arcgis.com/apps/opsdashboard/index.html#/b0c68bce2cce478eaac82fe38d4138b1>

**The COVID Tracking Project:**

<https://covidtracking.com/data/>

**UK Office for National Statistics**

<https://www.ons.gov.uk/peoplepopulationandcommunity/birthsdeathsandmarriages/deaths/bulletins/deathsregisteredweeklyinenglandandwalesprovisional/weekending24april2020>

**COVID-19 Information for Switzerland:**

<https://www.corona-data.ch/>

**The COVID Tracking Project**

<https://covidtracking.com/data/api>

**European Centre for Disease Prevention and Control**

<https://www.ecdc.europa.eu/en/publications-data/download-data-hospital-and-icu-admission-rates-and-current-occupancy-covid-19>

**Provincial Health Services Authority of Canada, BC Center for Disease Control:**

<http://www.bccdc.ca/about/news-stories/stories/2020/information-on-novel-coronavirus>

**Secretary of Health, Mexico:**

<https://www.gob.mx/salud/en>

**OECD Economic Outlooks, Statistics:**

[https://www.oecd-ilibrary.org/economics/data/oecd-economic-outlook-statistics-and-projections\\_eo-data-en](https://www.oecd-ilibrary.org/economics/data/oecd-economic-outlook-statistics-and-projections_eo-data-en)

**Public Health Authority of Sweden:**

<https://www.folkhalsomyndigheten.se/smittskydd-beredskap/utbrott/aktuella-utbrott/covid-19/bekraftade-fall-i-sverige>

**National Public Health Agency of France:**

<https://www.santepubliquefrance.fr/regions/ile-de-france/documents/bulletin-regional/2020/covid-19-point-epidemiologique-en-ile-de-france-du-23-avril-2020>

**Florida Department of Health, COVID-19 Response:**

<https://floridahealthcovid19.gov>

**CDC:**

<https://www.cdc.gov/covid-data-tracker/index.html#demographics>

**CDC Provisional COVID19 Deaths Counts**

<https://data.cdc.gov/NCHS/Provisional-COVID-19-Death-Counts-by-Sex-Age-and-S/9bhg-hcku>

**Johns Hopkins Coronavirus Resource Center:**

<https://coronavirus.jhu.edu/map.html>

**WHO Europe, Surveillance Report:**

<http://www.euro.who.int/en/health-topics/health-emergencies/coronavirus-covid-19/weekly-surveillance-report>

**WHO Europe, Principles for Transition:**

<http://www.euro.who.int/en/media-centre/sections/statements/2020/statement-transition-to-a-new-normal-during-the-covid-19-pandemic-must-be-guided-by-public-health-principles>

**US Cases Age Data, CDC:**

<https://data.cdc.gov/Case-Surveillance/COVID-19-Case-Surveillance-Public-Use-Data/vbim-akqf>

**Population Pyramid:**

<https://www.populationpyramid.net/belgium/2020/>

**COVID-19 in Belgium:**

<https://epistat.wiv-isp.be/covid/>