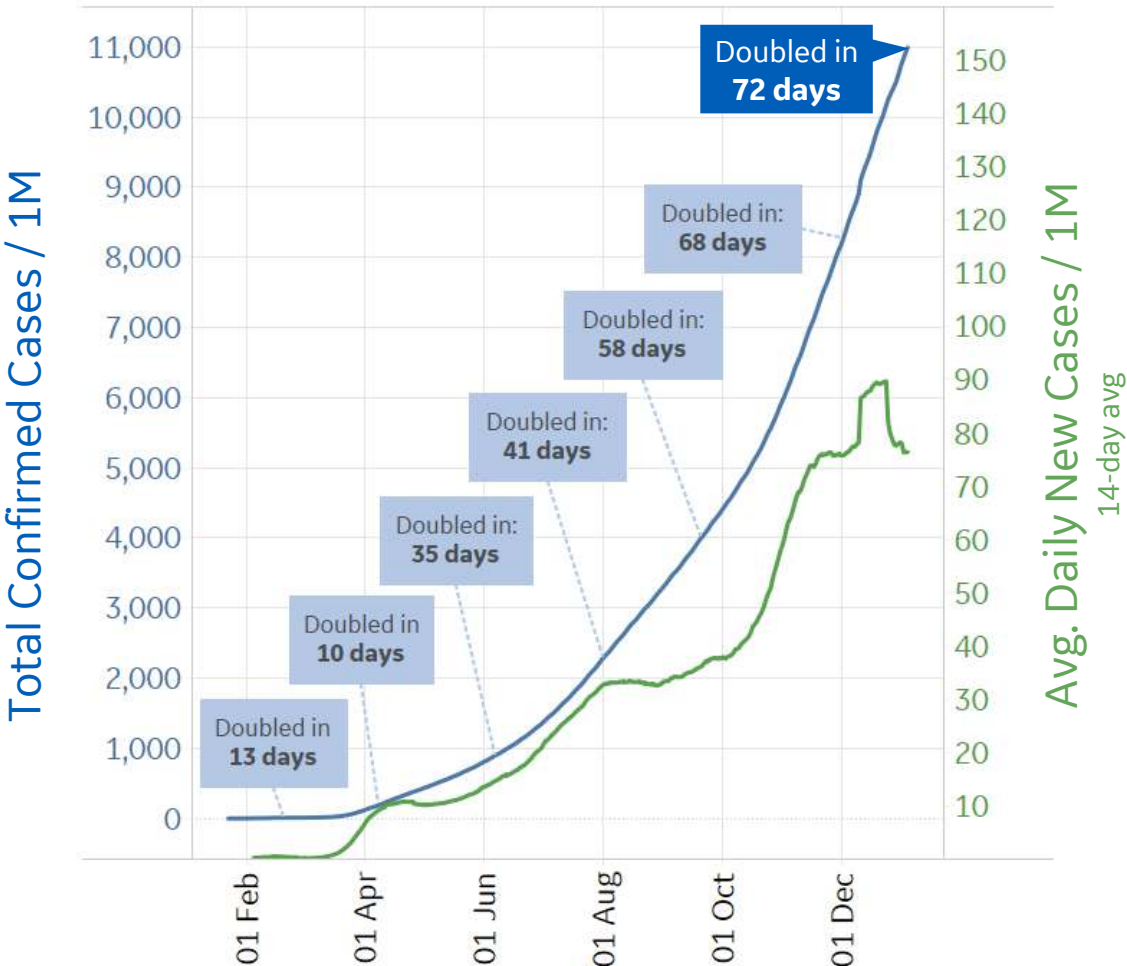




Global Confirmed & Active Cases

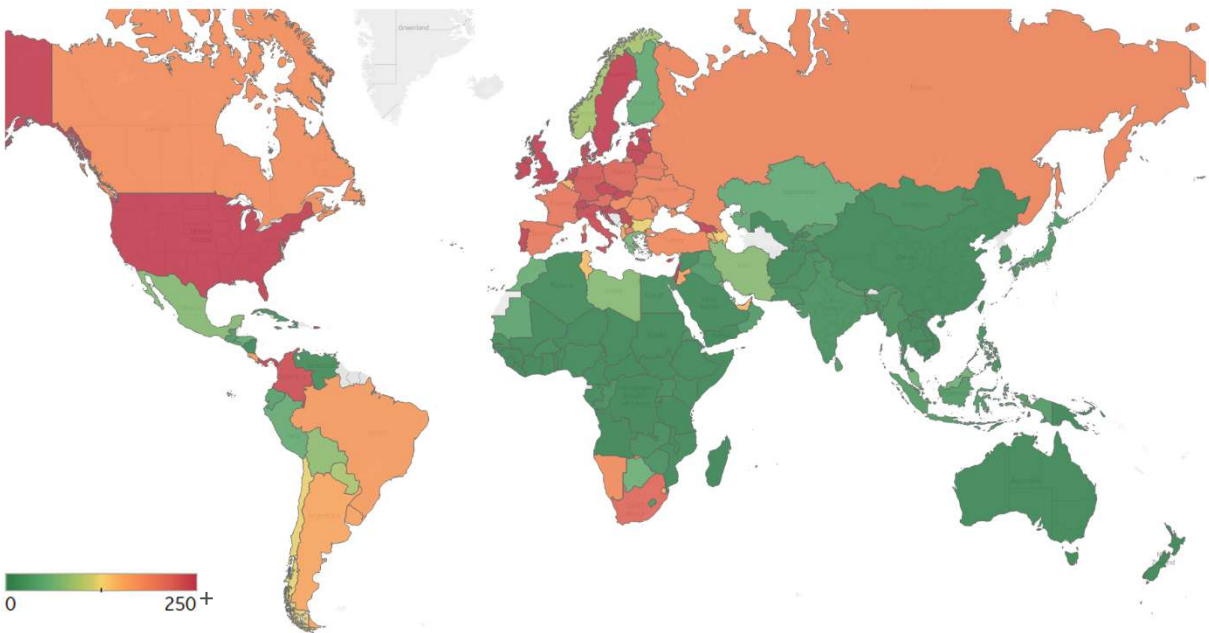
Updated 4 Jan 2021, 3:30 GMT 1

Trend since 22 Jan



Avg. Daily New Cases / 1M

Over the last 14 days



Per 1M:	New Today	Change from 30 days ago
Active	34	+61%
Confirmed	69	+29%
Deaths	1	+21%
Recovered	34	+13%
<hr/>		
	To Date	Last 30 Days
Worldwide Survival Rate	97.8%	98.3%

Worldwide Survival Rate = (Confirmed - Deaths) / (Confirmed) in a given time period



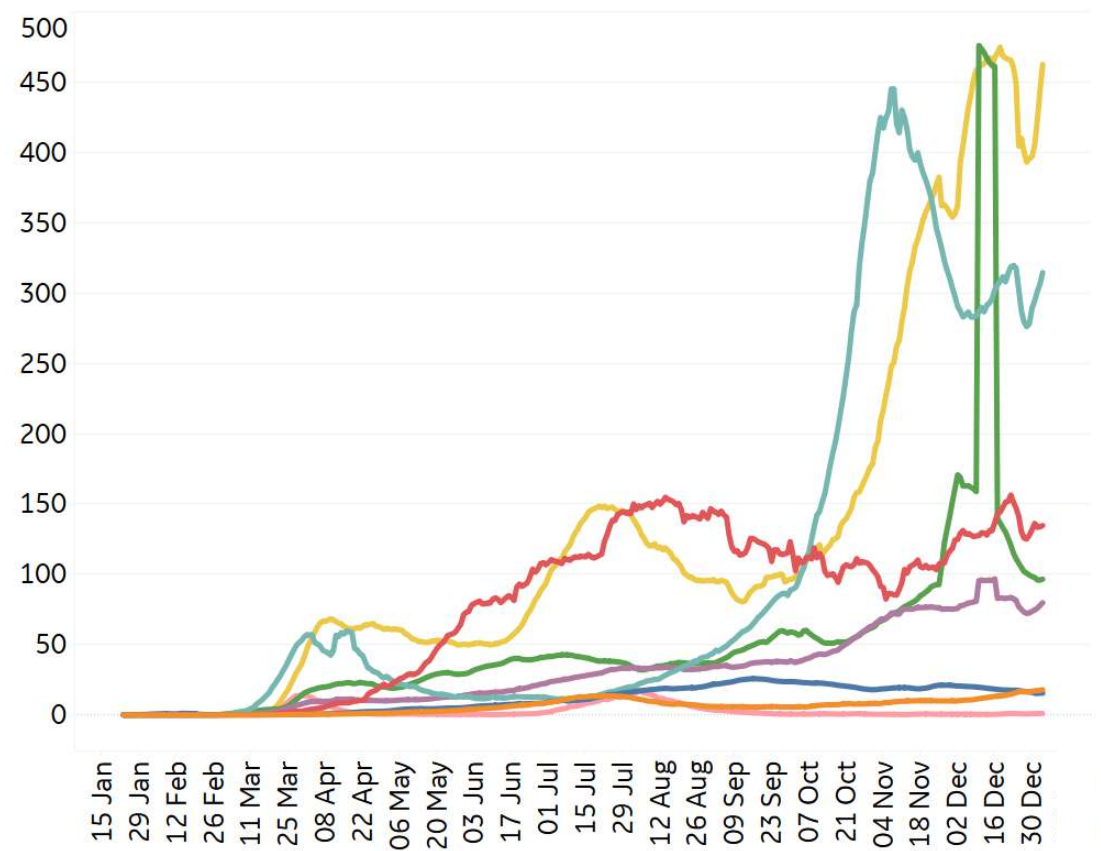
New Confirmed Cases & New Deaths

Updated 4 Jan 2021, 3:30 GMT 2

Key **World** **North America** **Europe** **Middle East** **Cent & South America** **Asia** **Africa** **Oceania**

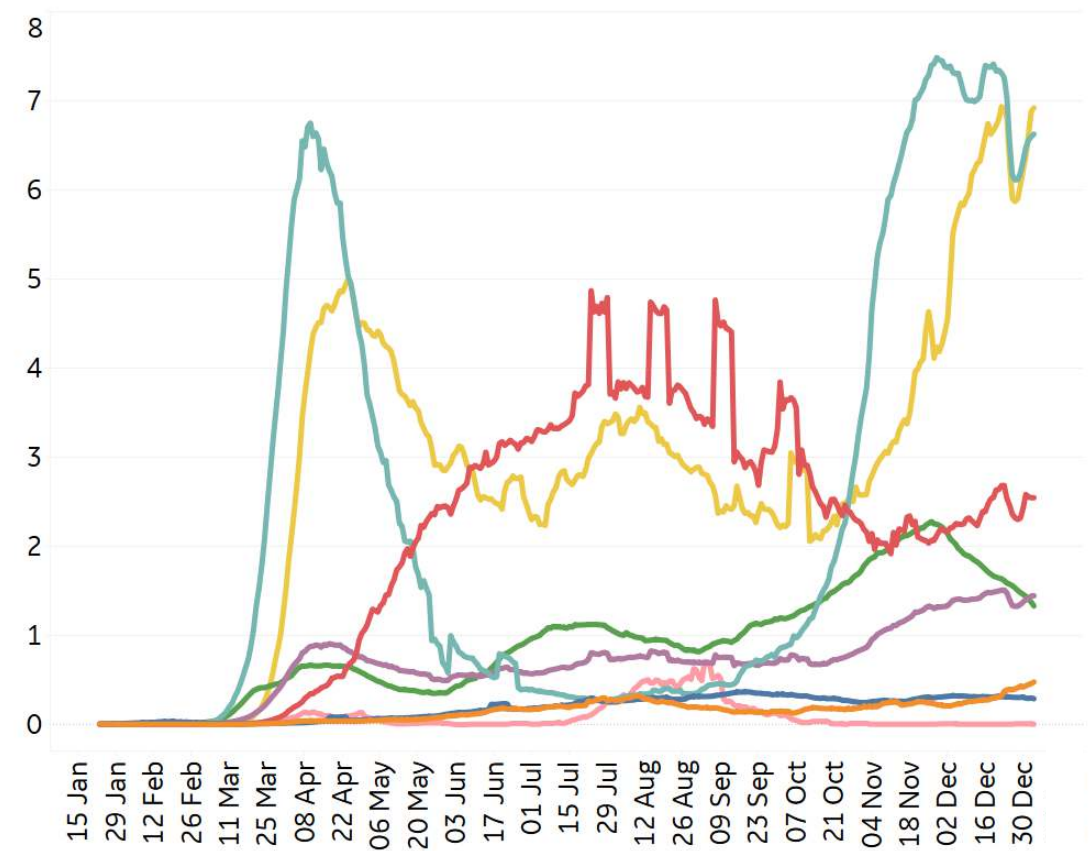
New Confirmed Cases / 1M

7-day rolling average



New Deaths / 1M

7-day rolling average



*Large jump in Middle East confirmed cases due to batched reporting of 823,225 new cases in **Turkey** on 10 Dec



Top 50 Countries: Per 1M



1 - 25

	Average over last 7 days		Total Since 22 Jan			Change from 14d Ago in 14 day avg of daily new	
	New Confirmed	New Deaths	Total Confirmed	Total Recovered	Total Deaths	Confirmed	Deaths
Belgium	137	6	56,086	N/A**	1,700	-30%	-18%
Slovenia	706	16	60,168	49,596	1,348	-5%	-26%
Bos. and Herz.	129	8	34,334	23,741	1,259	-35%	-25%
Italy	255	8	35,650	24,874	1,246	-10%	-25%
North Macedo..	158	6	40,331	30,205	1,214	-45%	-35%
Peru	54	2	30,878	29,076	1,146	-4%	-8%
Czechia	932	12	69,146	57,168	1,117	50%	14%
UK	773	9	39,223	N/A**	1,107	94%	24%
Bulgaria	110	11	29,223	17,617	1,105	-60%	-41%
Spain	224	3	41,242	3,216	1,087	16%	-29%
US	645	8	62,346	N/A**	1,062	-8%	-4%
Hungary	176	12	33,953	17,430	1,023	-53%	-20%
France	211	5	41,563	3,084	998	1%	-17%
Croatia	279	14	51,874	49,313	992	-60%	-11%
Argentina	181	3	36,302	32,148	962	27%	-18%
Armenia	106	4	54,004	48,626	962	-48%	-28%
Panama	741	10	58,806	46,773	959	20%	54%
Brazil	168	3	36,384	32,481	922	-22%	-6%
Switzerland	398	9	52,261	36,697	895	-19%	-12%
Chile	135	2	32,339	30,574	877	30%	17%
Sweden	585	6	43,308	N/A**	864	-20%	-21%
Colombia	228	5	32,935	30,312	864	24%	31%
EU	270	7	35,485	16,643	845	-10%	-14%
Romania	183	6	33,290	29,884	831	-37%	-24%
Poland	229	8	34,840	28,090	769	-17%	-30%

26 - 50

	Average over last 7 days		Total Since 22 Jan			Change from 14d Ago in 14 day avg of daily new	
	New Confirmed	New Deaths	Total Confirmed	Total Recovered	Total Deaths	Confirmed	Deaths
Moldova	160	5	36,161	33,031	753	-43%	-14%
Kosovo	104	3	28,161	23,106	728	-50%	-41%
Austria	220	7	40,612	37,621	702	-24%	-36%
Portugal	458	7	41,901	33,593	698	3%	-16%
Netherlands	489	5	48,597	579	683	-1%	39%
Georgia	271	8	57,448	55,260	653	-56%	-14%
Lithuania	842	20	53,865	28,418	604	-9%	59%
Ukraine	166	4	25,315	17,282	449	-26%	-23%
Costa Rica	178	3	33,239	25,897	429	-14%	-15%
Slovakia	522	14	34,336	23,810	424	4%	36%
Russia	180	4	21,953	17,761	396	0%	-1%
Israel	661	3	51,013	44,883	395	124%	74%
Jordan	144	2	29,227	27,098	383	-33%	-35%
Serbia	291	5	39,356	N/A**	381	-46%	-13%
Latvia	467	9	22,531	16,171	361	20%	36%
West Bank an..	254	5	30,907	26,606	322	-25%	5%
Oman	26	0	25,340	23,943	294	-38%	-70%
Turkey	160	3	26,582	25,333	255	-82%	6%
Denmark	380	5	29,239	23,684	237	-22%	126%
Lebanon	378	2	27,731	19,452	220	49%	20%
Kuwait	57	0	35,439	34,485	219	-7%	-47%
Bahrain	147	0	54,936	53,295	207	36%	-63%
Estonia	403	4	21,960	14,567	184	8%	63%
Qatar	68	0	50,133	49,221	85	16%	-50%
Total World	80	1	10,988	6,178	238	-14%	-5%

*Change from 14d ago:
Compares 14d-avgs. of Daily New Cases/Deaths
today with 14d-avgs. from 14d ago

Czechia has reported the highest number of confirmed cases per 1M, to date

Sorted by Total Deaths / 1M
Top 50 countries selected by Cases / 1M
Excluded countries with population < 1M

N/A** due to inconsistent reporting of Recovered Cases



Top 50 Countries: Raw Volume

Updated 4 Jan 2021, 3:30 GMT

4

1 - 25	Average over last 7 days		Total Since 22 Jan			Change from 14d Ago [*] in 14 day avg of daily new	
	New Confirmed	New Deaths	Total Confirmed	Total Recovered	Total Deaths	Confirmed	Deaths
EU	120,159	3,025	15,799,573	7,410,366	376,077	-10%	-14%
US	213,437	2,637	20,636,663	N/A**	351,580	-8%	-4%
Brazil	35,637	697	7,733,746	6,904,172	196,018	-22%	-6%
India	18,943	250	10,340,469	9,946,867	149,649	-25%	-27%
Mexico	9,332	684	1,448,755	1,098,431	127,213	-11%	6%
Italy	15,393	487	2,155,446	1,503,900	75,332	-10%	-25%
UK	52,496	611	2,662,699	N/A**	75,137	94%	24%
France	13,781	328	2,712,975	201,308	65,164	1%	-17%
Russia	26,253	521	3,203,743	2,591,937	57,730	0%	-1%
Iran	6,138	121	1,243,434	1,013,018	55,540	-28%	-42%
Spain	10,473	145	1,928,265	150,376	50,837	16%	-29%
Colombia	11,618	256	1,675,820	1,542,353	43,965	24%	31%
Argentina	8,203	119	1,640,718	1,452,960	43,482	27%	-18%
Peru	1,793	58	1,018,099	958,682	37,773	-4%	-8%
Germany	17,894	642	1,783,896	1,422,151	34,791	-16%	13%
South Africa	13,762	406	1,100,748	903,679	29,577	67%	97%
Poland	8,680	286	1,318,562	1,063,093	29,119	-17%	-30%
Indonesia	7,426	214	765,350	631,937	22,734	13%	33%
Turkey	13,476	230	2,241,912	2,136,534	21,488	-82%	6%
Belgium	1,591	72	650,011	N/A**	19,701	-30%	-18%
Ukraine	7,267	165	1,107,137	755,810	19,630	-26%	-23%
Chile	2,584	46	618,191	584,457	16,767	30%	17%
Romania	3,517	107	640,429	574,897	15,979	-37%	-24%
Canada	7,418	123	606,076	510,595	15,880	2%	5%
Ecuador	751	10	214,614	190,350	14,059	1%	-35%

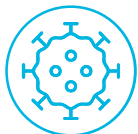
26 - 50	Average over last 7 days		Total Since 22 Jan			Change from 14d Ago [*] in 14 day avg of daily new	
	New Confirmed	New Deaths	Total Confirmed	Total Recovered	Total Deaths	Confirmed	Deaths
Iraq	882	8	597,774	543,720	12,834	-32%	-48%
Czechia	9,983	131	740,481	612,214	11,960	50%	14%
Netherlands	8,385	88	832,702	9,919	11,707	-1%	39%
Pakistan	2,174	60	488,529	442,457	10,350	-24%	-4%
Hungary	1,705	120	327,995	168,381	9,884	-53%	-20%
Philippines	1,132	21	477,807	448,258	9,257	-10%	-21%
Sweden	5,904	64	437,379	N/A**	8,727	-20%	-21%
Switzerland	3,443	77	452,296	317,600	7,747	-19%	-12%
Bangladesh	982	25	516,019	460,598	7,626	-34%	-22%
Morocco	1,581	35	443,146	413,393	7,485	-31%	-26%
Portugal	4,669	71	427,254	342,535	7,118	3%	-16%
Austria	1,982	63	365,768	338,831	6,324	-24%	-36%
Saudi Arabia	120	9	363,061	354,443	6,246	-11%	-21%
Panama	3,197	43	253,736	201,816	4,140	20%	54%
Croatia	1,147	57	212,958	202,442	4,072	-60%	-11%
Jordan	1,466	21	298,208	276,485	3,903	-33%	-35%
Japan	3,412	47	245,293	198,330	3,429	27%	23%
Israel	5,725	27	441,542	388,484	3,416	124%	74%
Serbia	2,544	42	343,870	N/A**	3,325	-46%	-13%
Kazakhstan	809	12	203,563	178,008	2,771	3%	11%
Azerbaijan	793	33	220,265	194,843	2,733	-67%	-10%
Georgia	1,081	32	229,169	220,442	2,603	-56%	-14%
Nepal	525	8	261,859	254,494	1,878	-37%	-54%
UAE	1,628	3	213,231	189,709	679	15%	-7%
Total World	617,851	11,169	85,122,080	47,860,306	1,843,135	-14%	-5%

^{*}Change from 14d ago:
Compares 14d-avgs. of Daily New Cases/Deaths
today with 14d-avgs. from 14d ago

In one month, cases in the **UK** increased 59% (+984,281 cases)

Sorted by Raw Total Deaths
Top 50 countries selected by Total Cases
Excluded countries with population < 1M

N/A** due to inconsistent reporting of Recovered Cases



United States: Per 1M



1 - 25

	Average over last 7 days		Total Since 22 Jan			Change from 14d Ago* in 14 day avg of daily new	
	New Confirmed	New Deaths	Total Confirmed	Total Recovered	Total Deaths	Confirmed	Deaths
New Jersey	496	9	55,396	6,403	2,163	-8%	16%
New York	675	7	52,633	5,367	1,975	17%	38%
Massachusetts	724	10	56,244	37,965	1,830	-4%	25%
North Dakota	296	8	122,091	117,942	1,719	-57%	-63%
Connecticut	696	12	53,325	2,749	1,711	-22%	19%
South Dakota	507	11	113,639	105,160	1,710	-34%	-39%
Rhode Island	793	10	83,021	5,079	1,677	-35%	-28%
Mississippi	752	13	74,614	56,201	1,637	-6%	3%
Louisiana	656	8	69,063	56,727	1,621	0%	8%
Illinois	472	11	77,323	N/A	1,446	-30%	-16%
Michigan	312	9	53,883	36,409	1,332	-39%	-30%
Pennsylvania	576	14	51,938	35,427	1,268	-22%	-7%
Indiana	684	13	78,142	51,755	1,259	-25%	-8%
Iowa	426	9	90,240	77,342	1,251	-23%	-59%
Arizona	1,218	12	76,440	10,811	1,245	15%	7%
Arkansas	880	13	77,366	67,500	1,242	4%	-11%
New Mexico	574	14	69,817	32,848	1,217	-25%	-10%
DC	316	5	42,174	29,858	1,125	-9%	43%
S. Carolina	707	9	62,476	30,094	1,062	17%	45%
Georgia	788	4	65,072	N/A	1,033	19%	1%
Nevada	654	11	75,196	N/A	1,032	-23%	-14%
Tennessee	925	11	89,073	77,164	1,029	-26%	-15%
Florida	622	5	63,574	N/A	1,024	14%	2%
Alabama	766	5	75,856	41,226	994	-6%	-3%
Maryland	428	7	47,194	1,551	991	-4%	-9%

26 - 51

	Average over last 7 days		Total Since 22 Jan			Change from 14d Ago* in 14 day avg of daily new	
	New Confirmed	New Deaths	Total Confirmed	Total Recovered	Total Deaths	Confirmed	Deaths
Kansas	850	18	79,056	1,583	986	-17%	-4%
Texas	588	7	62,434	50,071	980	4%	-1%
Minnesota	291	7	74,569	71,533	973	-50%	-33%
Delaware	649	5	61,087	19,359	955	-17%	-1%
Missouri	486	6	67,266	N/A	935	-16%	-17%
Montana	348	6	77,080	71,578	909	-44%	-17%
Wisconsin	433	5	90,382	78,120	904	-35%	-35%
Nebraska	519	8	87,365	54,778	864	-24%	-34%
Colorado	403	8	59,258	3,179	857	-33%	-44%
Idaho	503	8	79,744	33,666	810	-35%	-31%
Ohio	623	7	61,723	49,583	776	-33%	-5%
West Virginia	825	10	50,809	34,743	768	8%	-14%
Wyoming	413	16	77,537	74,414	757	-40%	2%
California	978	9	61,422	N/A	674	5%	44%
N. Carolina	655	5	53,863	38,471	659	2%	1%
Oklahoma	900	6	76,845	67,044	644	-3%	6%
Kentucky	632	5	61,962	8,366	609	-17%	0%
Virginia	505	5	42,618	3,675	600	10%	5%
New Hampshire	593	8	34,162	29,105	574	-16%	35%
Washington	350	5	33,539	N/A	454	-2%	61%
Utah	829	4	88,421	72,476	406	-9%	-32%
Oregon	272	2	27,917	1,392	356	-20%	-48%
Alaska	452	3	65,749	9,794	294	-38%	-24%
Maine	394	4	19,039	8,529	267	19%	3%
Vermont	175	3	12,489	8,449	224	-5%	-9%
Hawaii	96	0	15,752	8,446	204	-1%	-65%

*Change from 14d ago:
Compares 14d-avgs. of Daily New Cases/Deaths
today with 14d-avgs. from 14d ago

Compared to 14 days ago, average daily new deaths are
trending down in 31 states and **trending up** in 19 states

Sorted by Total Deaths / 1M

N/As due to states revising and updating case counts



United States: Raw Volume



1 - 25

	Average over last 7 days		Total Since 22 Jan			Change from 14d Ago* in 14 day avg of daily new	
	New Confirmed	New Deaths	Total Confirmed	Total Recovered	Total Deaths	Confirmed	Deaths
New York	13,125	143	1,023,897	104,402	38,415	17%	38%
Texas	17,048	209	1,810,320	1,451,846	28,430	4%	-1%
California	38,649	337	2,426,930	N/A	26,638	5%	44%
Florida	13,351	111	1,365,436	N/A	21,987	14%	2%
New Jersey	4,403	83	492,042	56,873	19,208	-8%	16%
Illinois	5,987	141	979,821	N/A	18,322	-30%	-16%
Pennsylvania	7,377	180	664,913	453,531	16,230	-22%	-7%
Michigan	3,114	88	538,121	363,611	13,306	-39%	-30%
Massachusetts	4,989	71	387,662	261,672	12,610	-4%	25%
Georgia	8,372	39	690,900	N/A	10,964	19%	1%
Ohio	7,279	81	721,481	579,583	9,076	-33%	-5%
Arizona	8,864	91	556,384	78,690	9,061	15%	7%
Indiana	4,604	90	526,071	348,425	8,475	-25%	-8%
Louisiana	3,048	35	321,058	263,712	7,537	0%	8%
Tennessee	6,317	73	608,297	526,966	7,025	-26%	-15%
N. Carolina	6,871	52	564,924	403,488	6,910	2%	1%
Connecticut	2,482	44	190,120	9,800	6,099	-22%	19%
Maryland	2,589	40	285,319	9,378	5,994	-4%	-9%
Missouri	2,985	38	412,838	N/A	5,736	-16%	-17%
Minnesota	1,640	40	420,544	403,419	5,489	-50%	-33%
S. Carolina	3,641	45	321,669	154,943	5,469	17%	45%
Wisconsin	2,524	32	526,245	454,850	5,261	-35%	-35%
Virginia	4,313	39	363,765	31,368	5,124	10%	5%
Colorado	2,319	46	341,250	18,305	4,934	-33%	-44%
Alabama	3,758	26	371,934	202,137	4,873	-6%	-3%

26 - 51

	Average over last 7 days		Total Since 22 Jan			Change from 14d Ago* in 14 day avg of daily new	
	New Confirmed	New Deaths	Total Confirmed	Total Recovered	Total Deaths	Confirmed	Deaths
Mississippi	2,239	38	222,061	167,263	4,871	-6%	3%
Iowa	1,345	29	284,715	244,021	3,946	-23%	-59%
Arkansas	2,657	38	233,475	203,701	3,749	4%	-11%
Washington	2,668	39	255,396	N/A	3,459	-2%	61%
Nevada	2,015	33	231,614	N/A	3,180	-23%	-14%
Kansas	2,475	53	230,314	4,612	2,872	-17%	-4%
Kentucky	2,823	24	276,825	37,375	2,723	-17%	0%
New Mexico	1,204	29	146,394	68,876	2,551	-25%	-10%
Oklahoma	3,562	25	304,072	265,293	2,547	-3%	6%
Rhode Island	840	10	87,949	5,381	1,777	-35%	-28%
Nebraska	1,004	16	169,000	105,963	1,672	-24%	-34%
South Dakota	449	10	100,532	93,031	1,513	-34%	-39%
Oregon	1,146	10	117,745	5,870	1,500	-20%	-48%
Idaho	899	13	142,507	60,164	1,448	-35%	-31%
West Virginia	1,478	17	91,058	62,264	1,376	8%	-14%
North Dakota	225	6	93,041	89,879	1,310	-57%	-63%
Utah	2,657	12	283,473	232,355	1,301	-9%	-32%
Montana	372	7	82,381	76,501	972	-44%	-17%
Delaware	632	5	59,484	18,851	930	-17%	-1%
DC	223	4	29,764	21,072	794	-9%	43%
New Hampshire	806	10	46,450	39,574	780	-16%	35%
Wyoming	239	9	44,875	43,068	438	-40%	2%
Maine	530	5	25,592	11,465	359	19%	3%
Hawaii	136	1	22,303	11,958	289	-1%	-65%
Alaska	331	2	48,098	7,165	215	-38%	-24%
Vermont	109	2	7,793	5,272	140	-5%	-9%

*Change from 14d ago:
Compares 14d-avgs. of Daily New Cases/Deaths
today with 14d-avgs. from 14d ago

Arizona makes up 8% of new cases in the US today (+17,234 cases)

Sorted by Raw Total Deaths

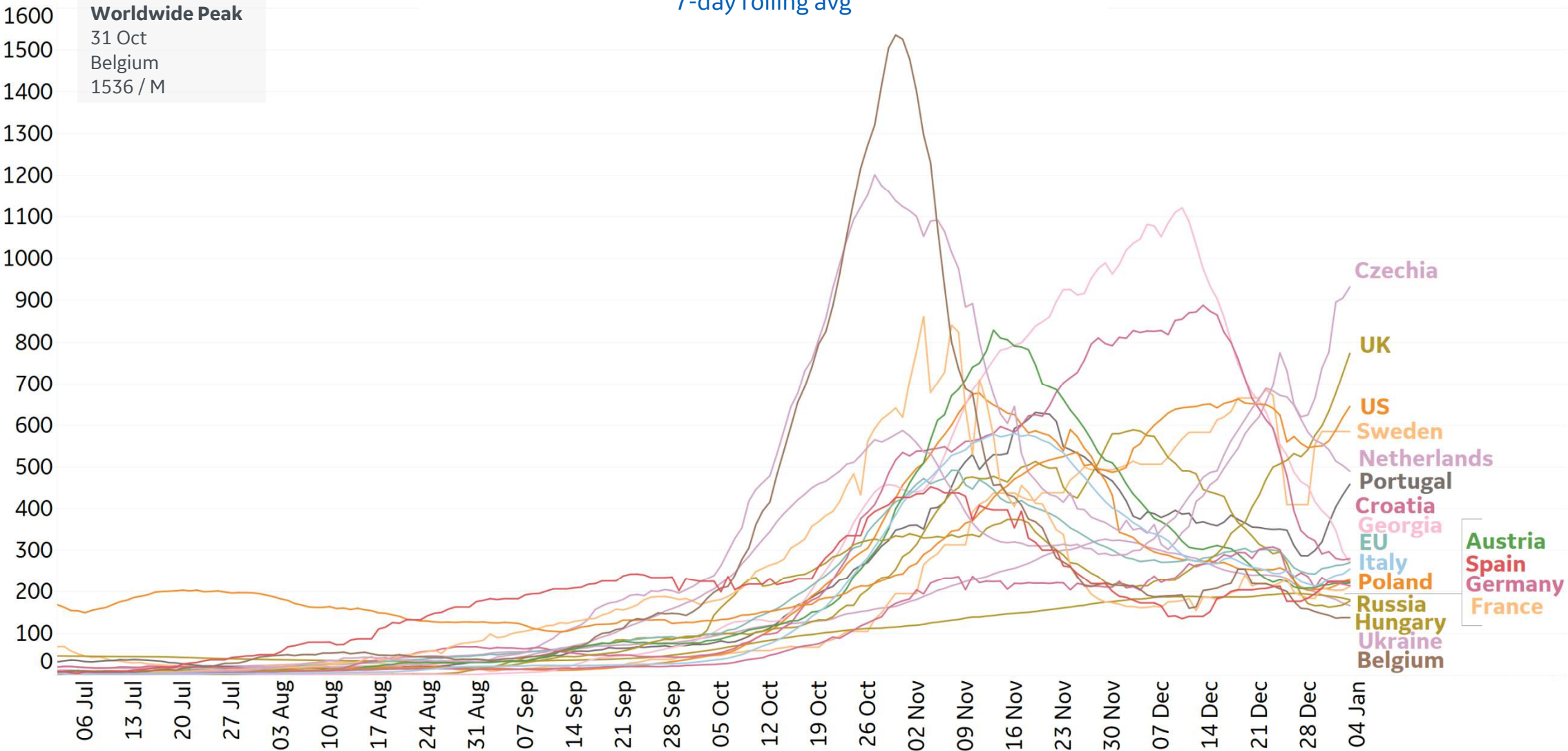
N/As due to states revising and updating case counts



New Confirmed Cases in Select Countries

Updated 4 Jan 2021, 3:30 GMT

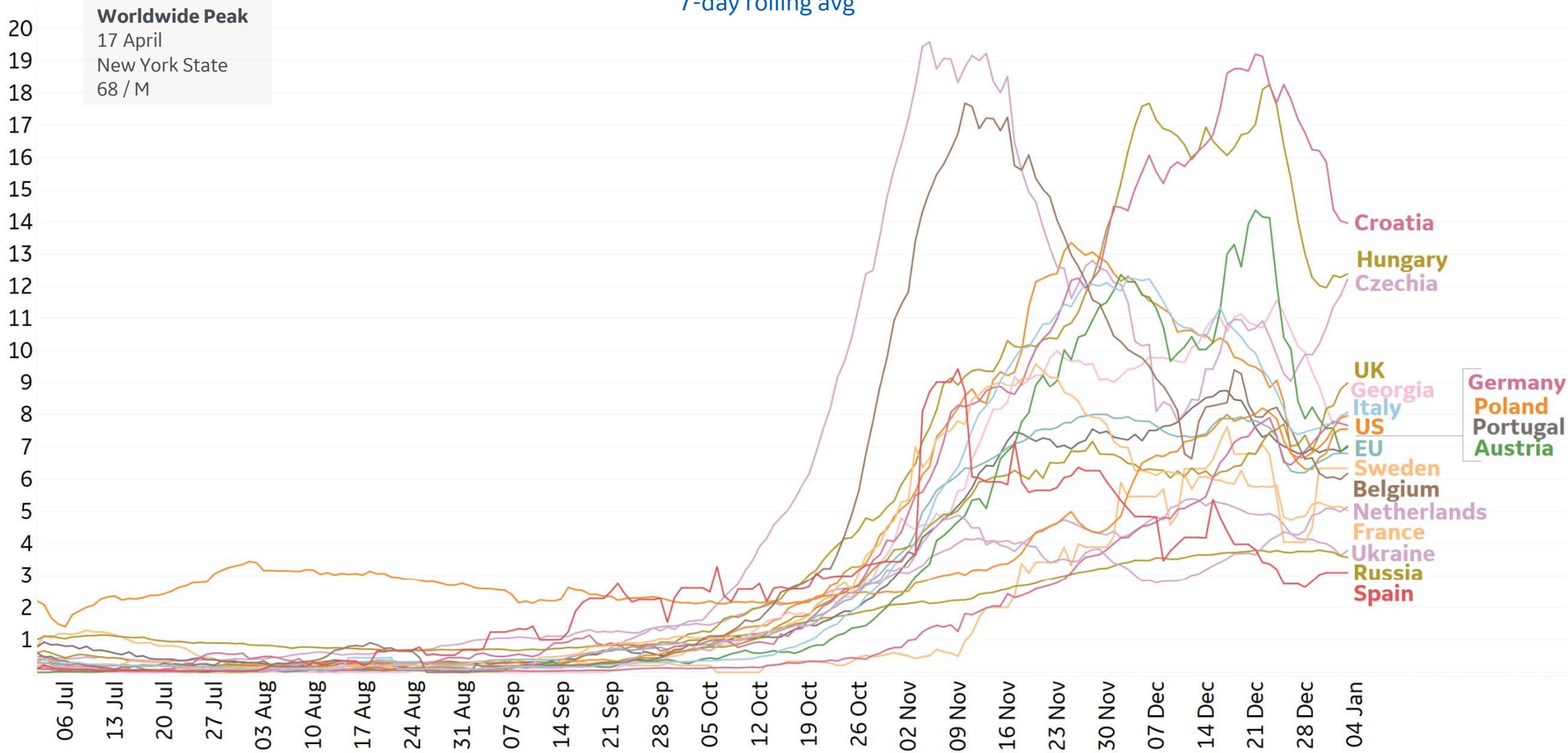
Daily New Confirmed Cases / 1M
7-day rolling avg





New Deaths in Select Countries

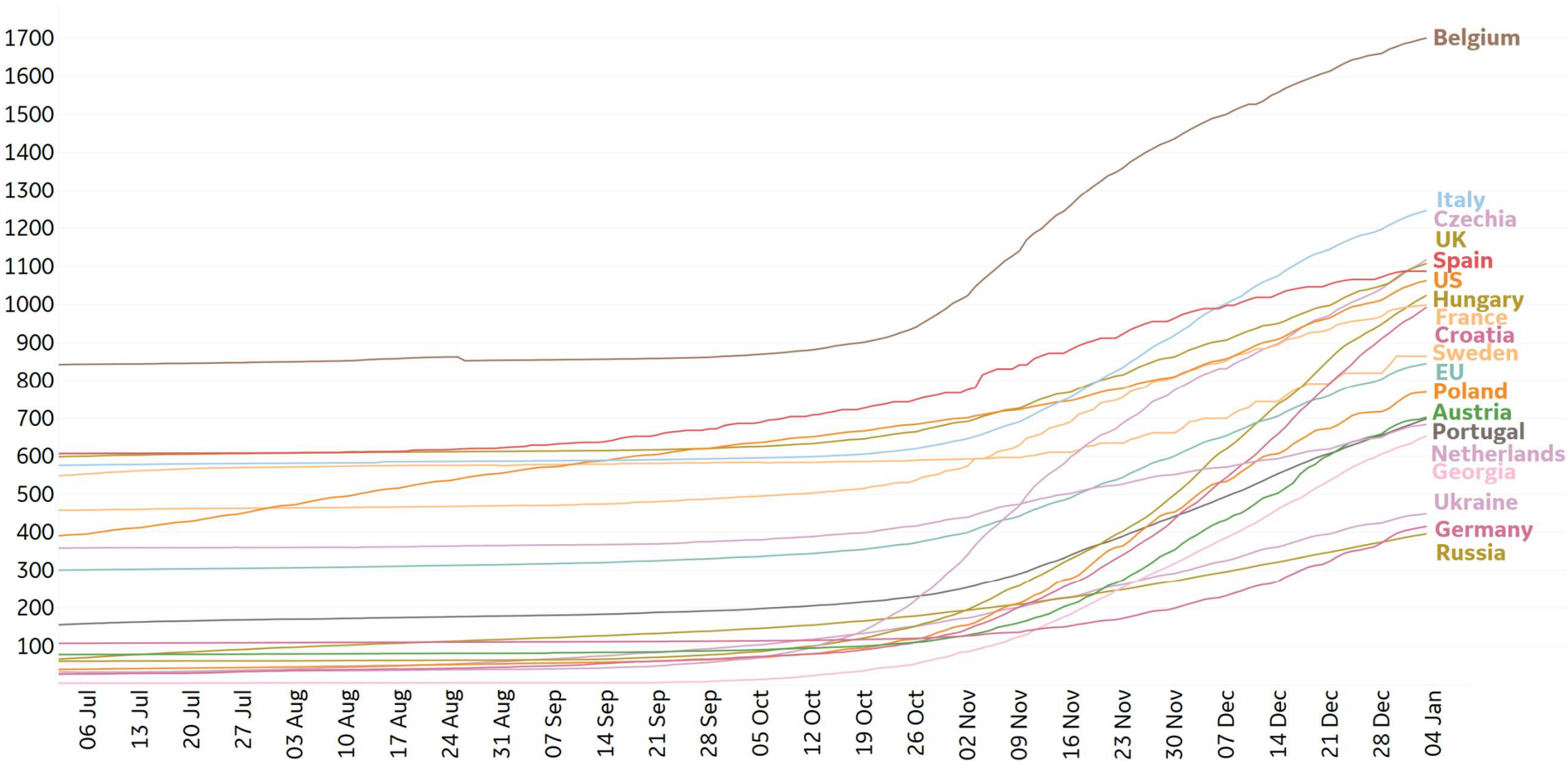
Daily New Deaths / 1M
7-day rolling avg





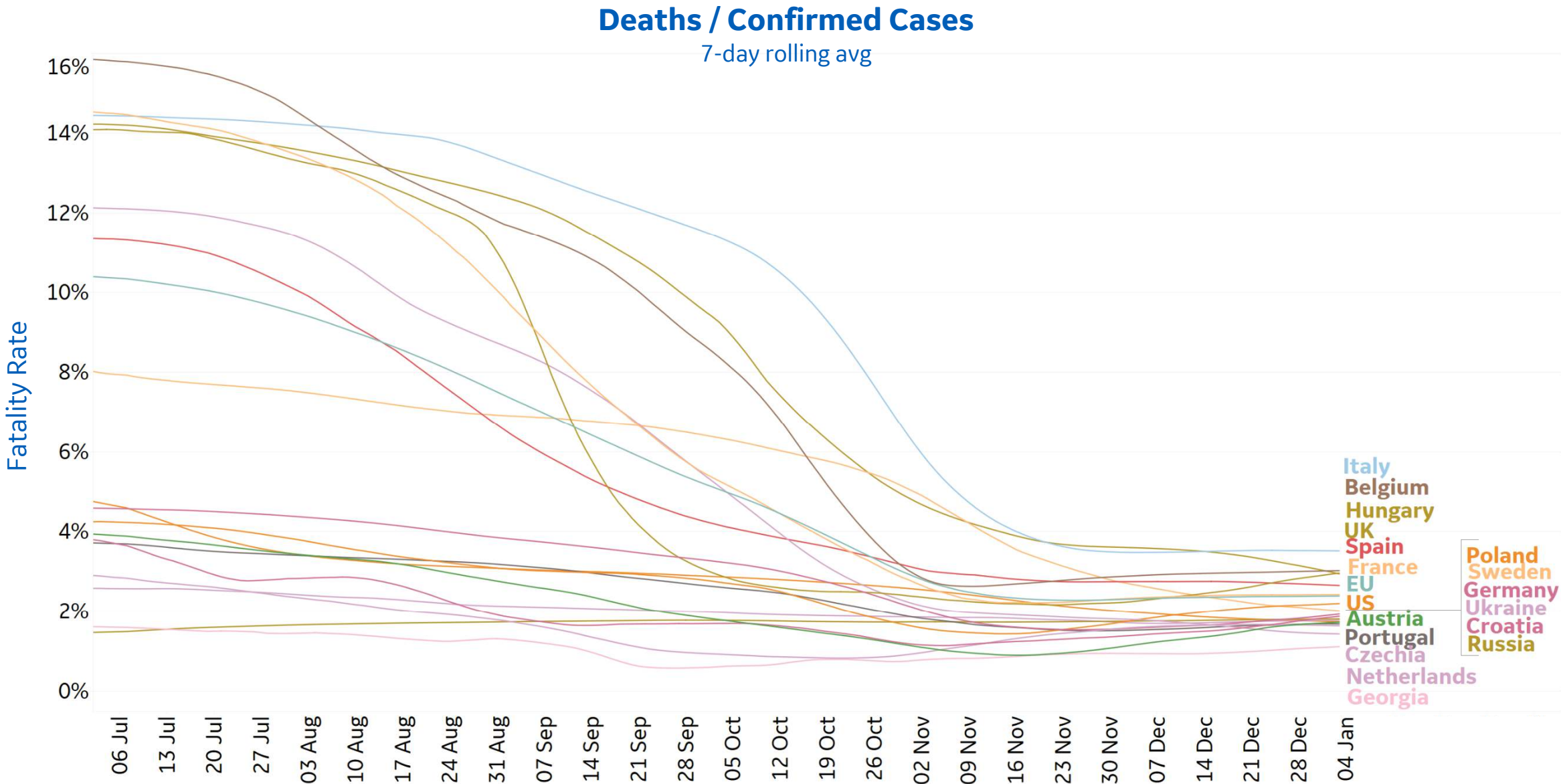
Cumulative Deaths in Select Countries

Cumulative Deaths / 1M





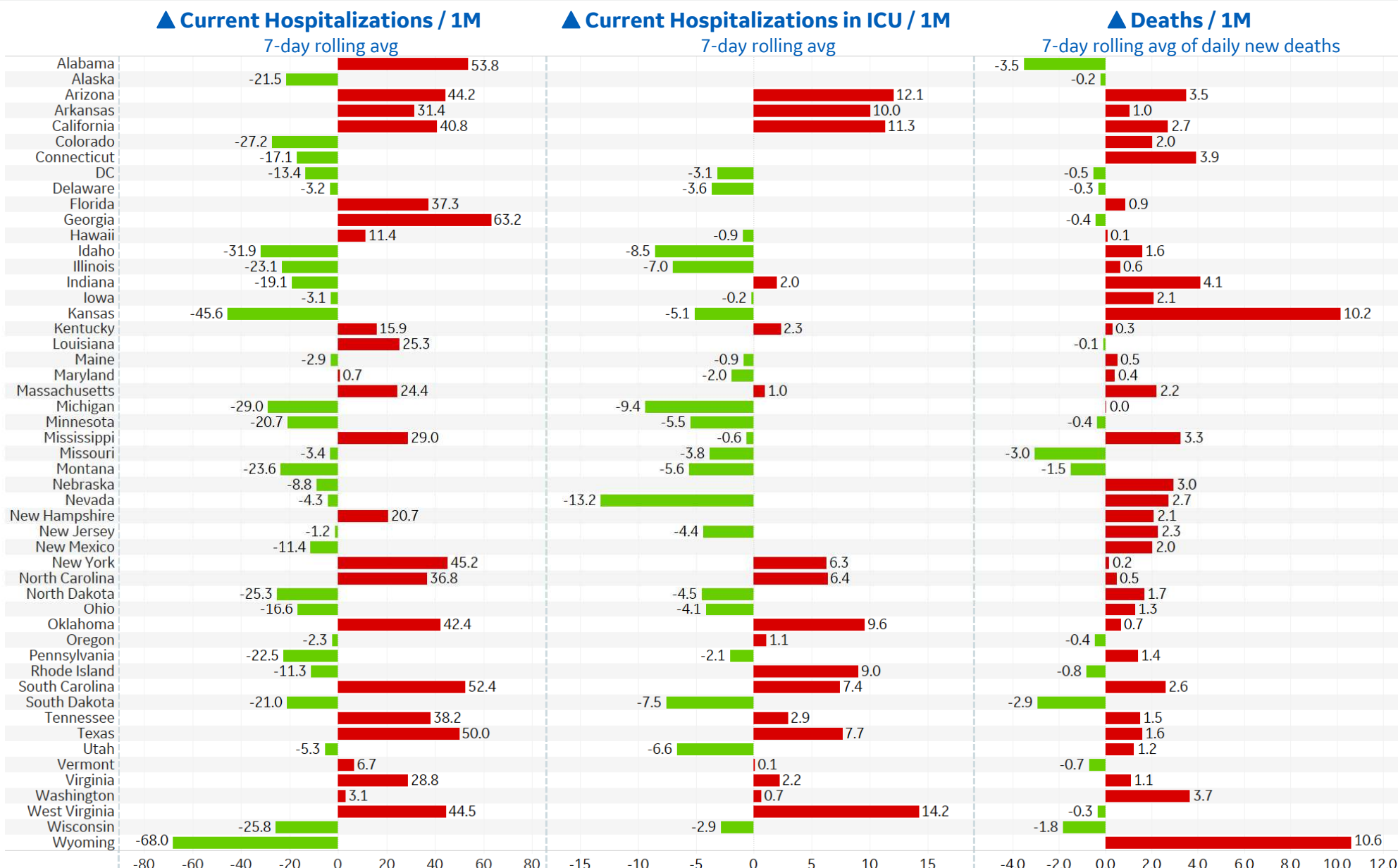
Fatality Rate in Select Countries





Feature: US Changes from Previous Week

Updated 4 Jan 2021, 3:30 GMT 11



*Blank rows indicate insignificant or missing data



Feature: Trends in CC Ecosystem Cities

Updated 4 Jan 2021, 3:30 GMT 12

Asheville, NC

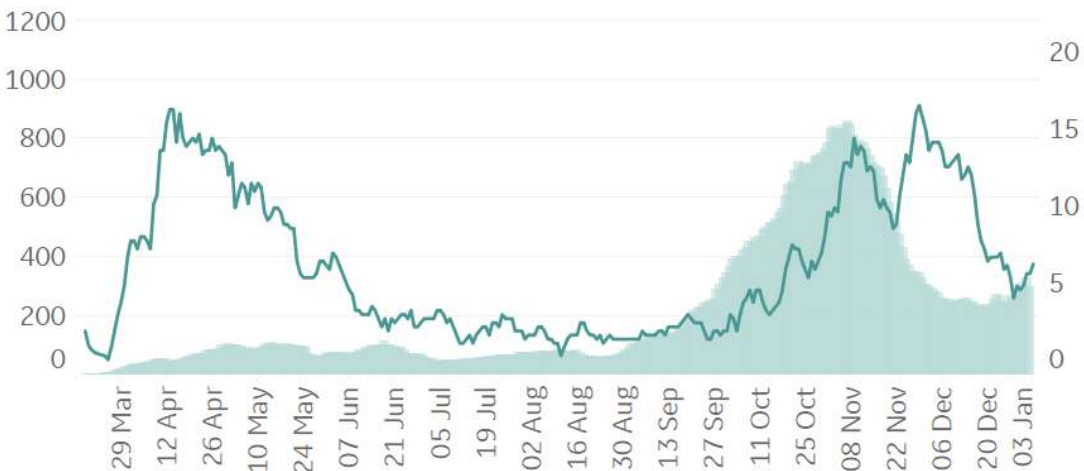
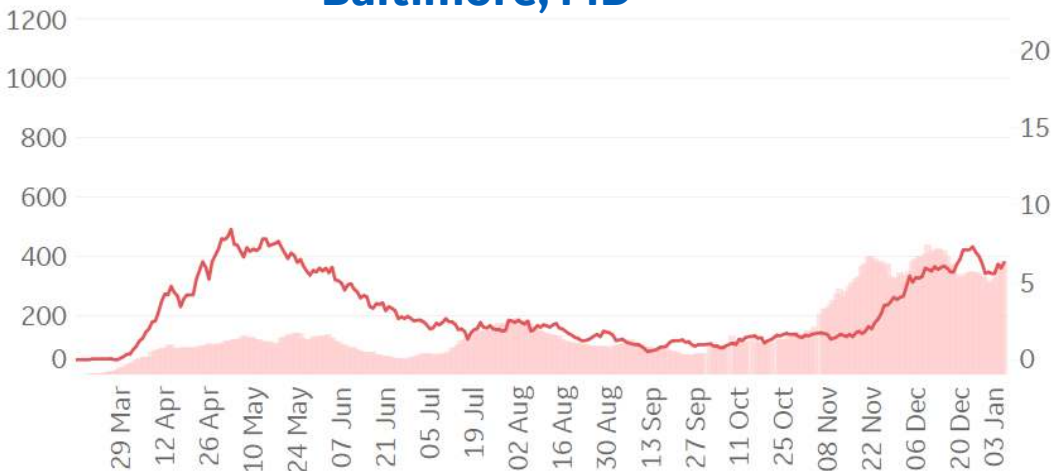
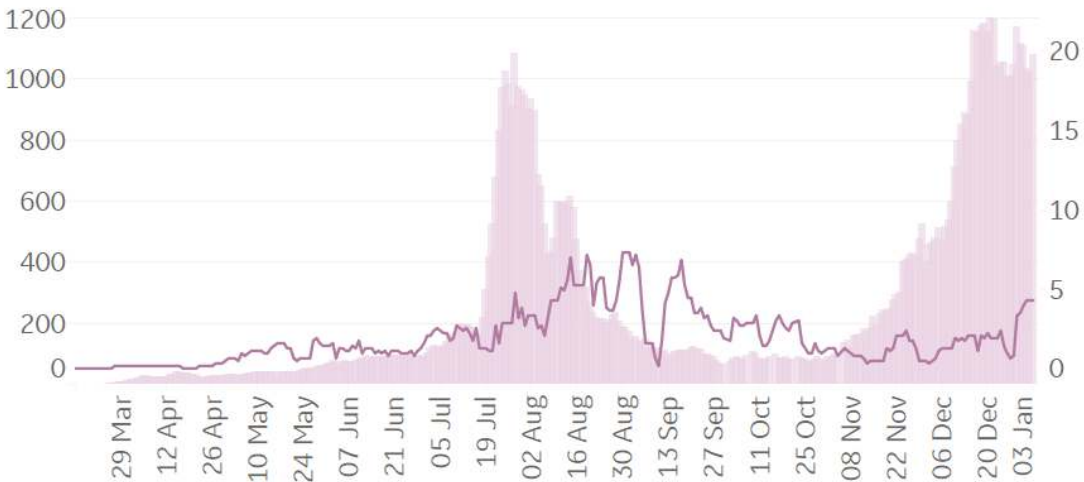
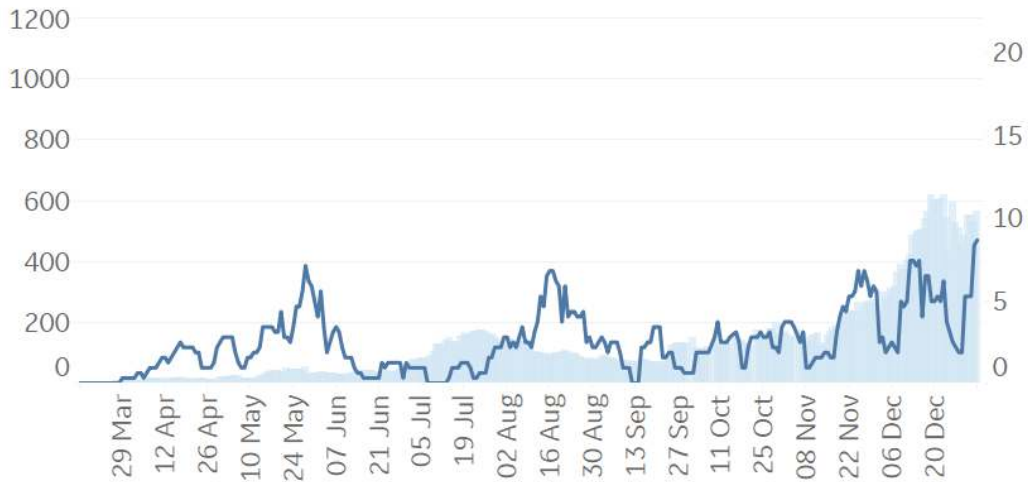
Bakersfield, CA

Baltimore, MD

Bradford, UK

Daily New Confirmed Cases / 1M (Bars)

7-day Rolling Avg

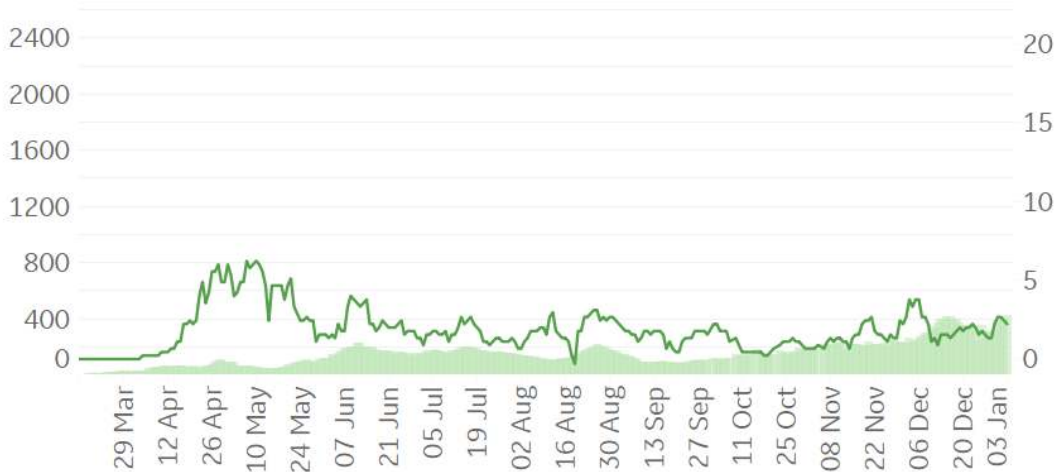


Daily New Deaths / 1M (Lines)
7-day Rolling Avg



Feature: Trends in CC Ecosystem Cities

Durham, NC



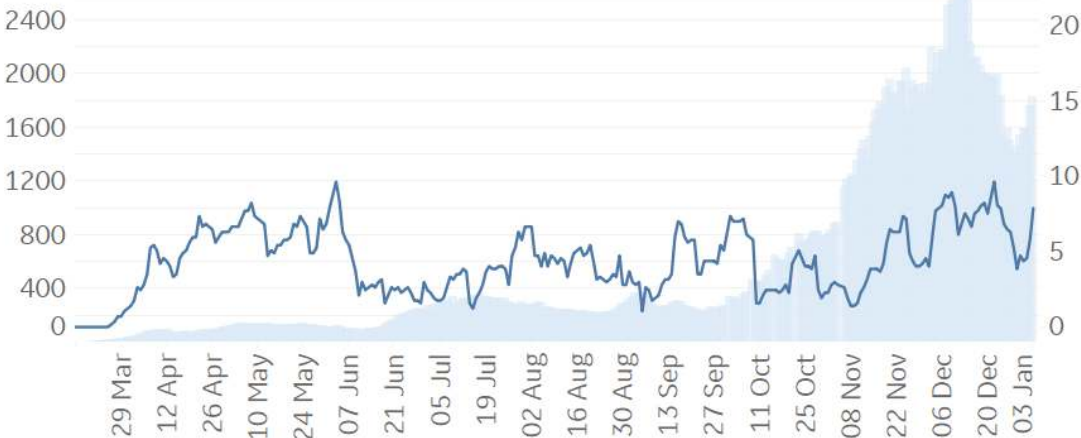
Hanford, CA



Los Angeles, CA



Cincinnati, OH



Daily New Confirmed Cases / 1M (Bars)

7-day Rolling Avg

Daily New Deaths / 1M (Lines)

7-day Rolling Avg



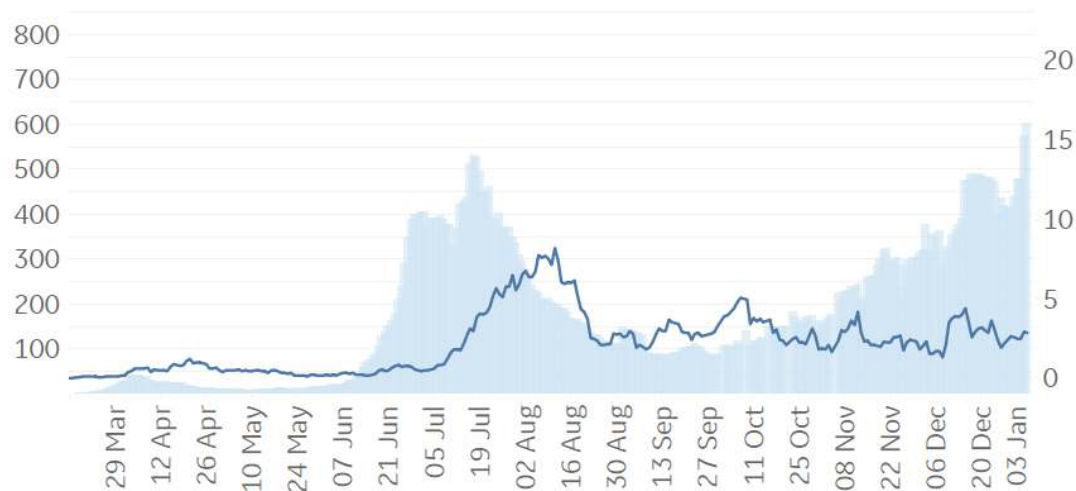
Feature: Trends in CC Ecosystem Cities

Daily New Confirmed Cases / 1M (Bars)
7-day Rolling Avg

Miami, FL



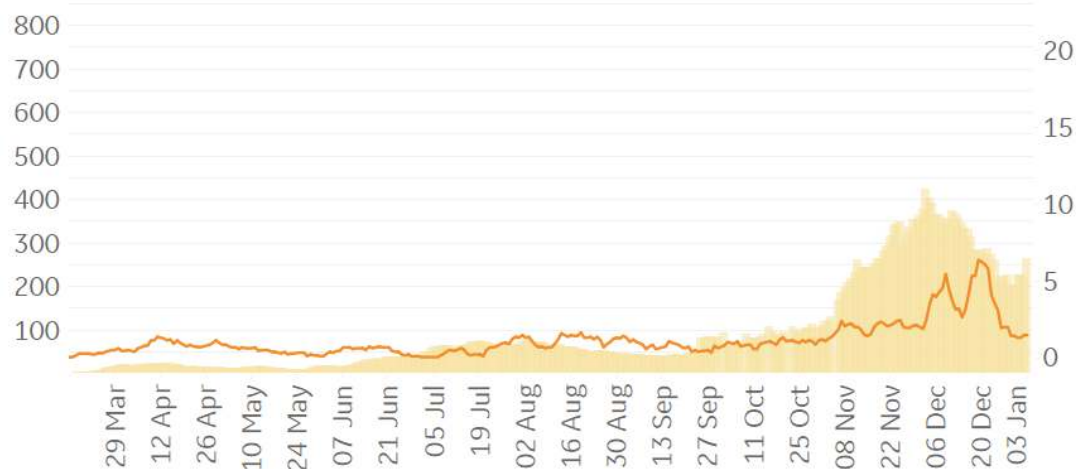
Orlando, FL



Philadelphia, PA



Portland, OR



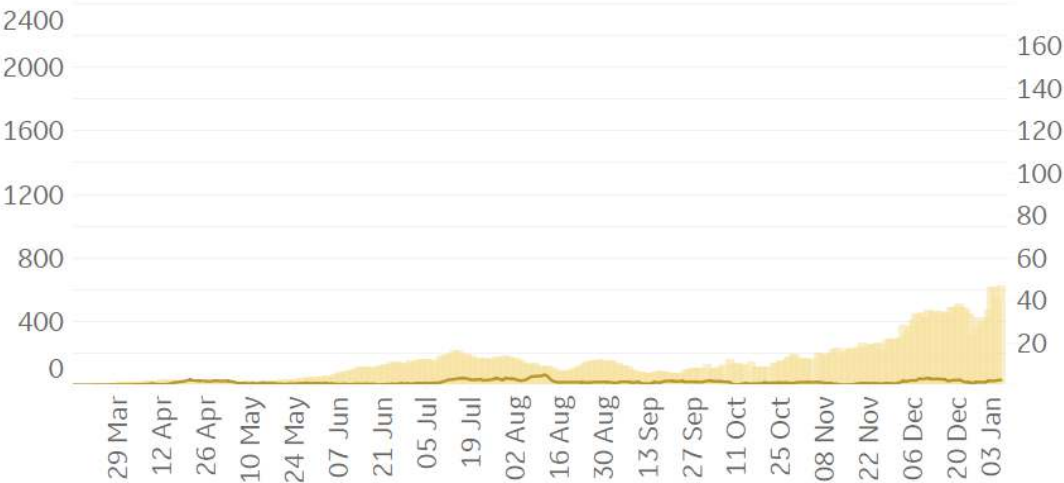
Daily New Deaths / 1M (Lines)
7-day Rolling Avg



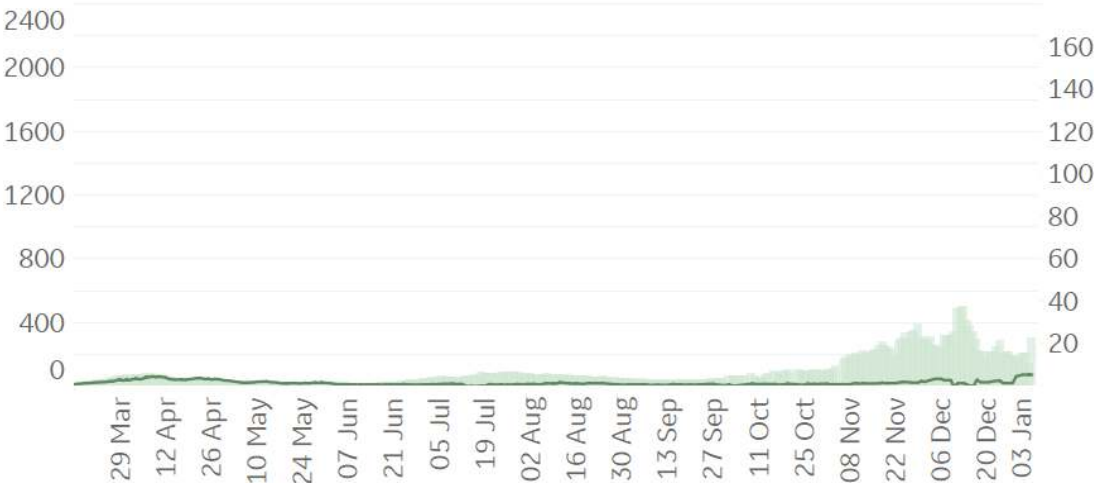
Feature: Trends in CC Ecosystem Cities

Raleigh, NC

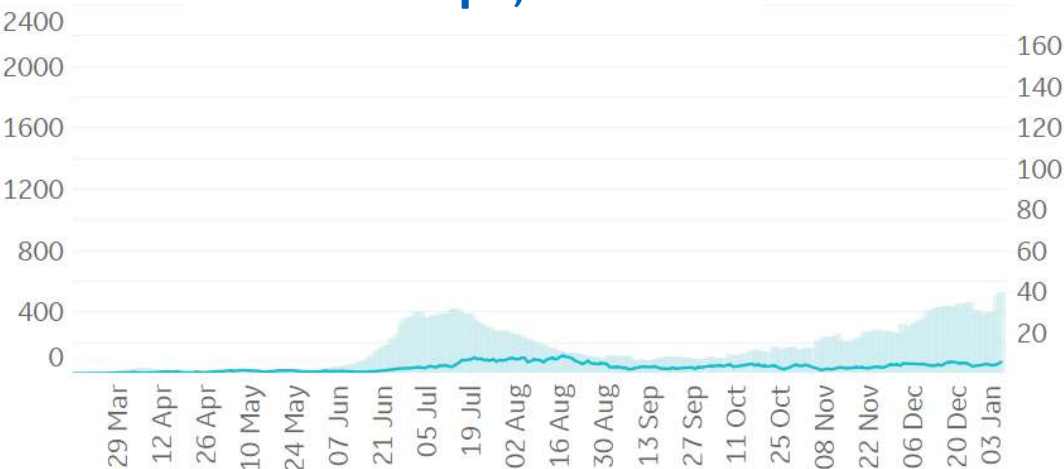
Daily New Confirmed Cases / 1M (Bars)
7-day Rolling Avg



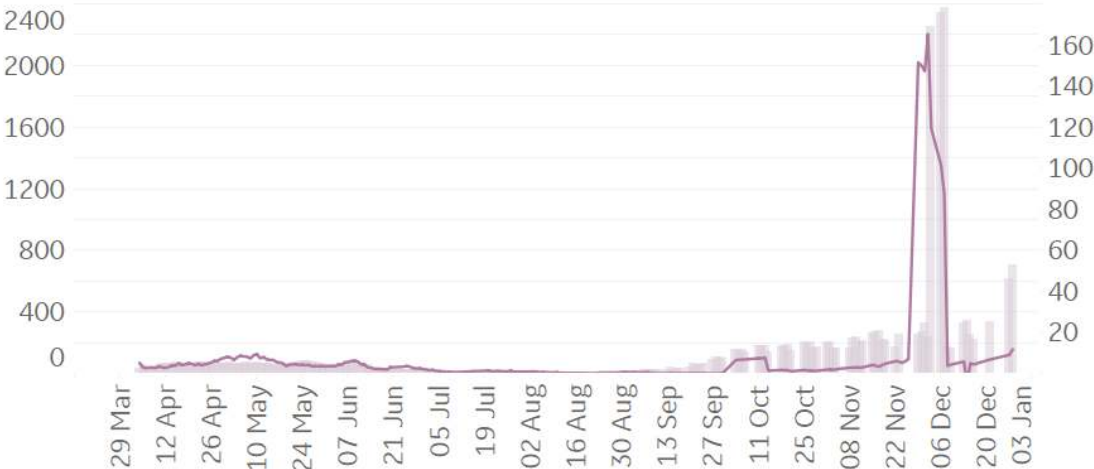
Seattle, WA



Tampa, FL



Toronto, Canada



Daily New Deaths / 1M (Lines)
7-day Rolling Avg



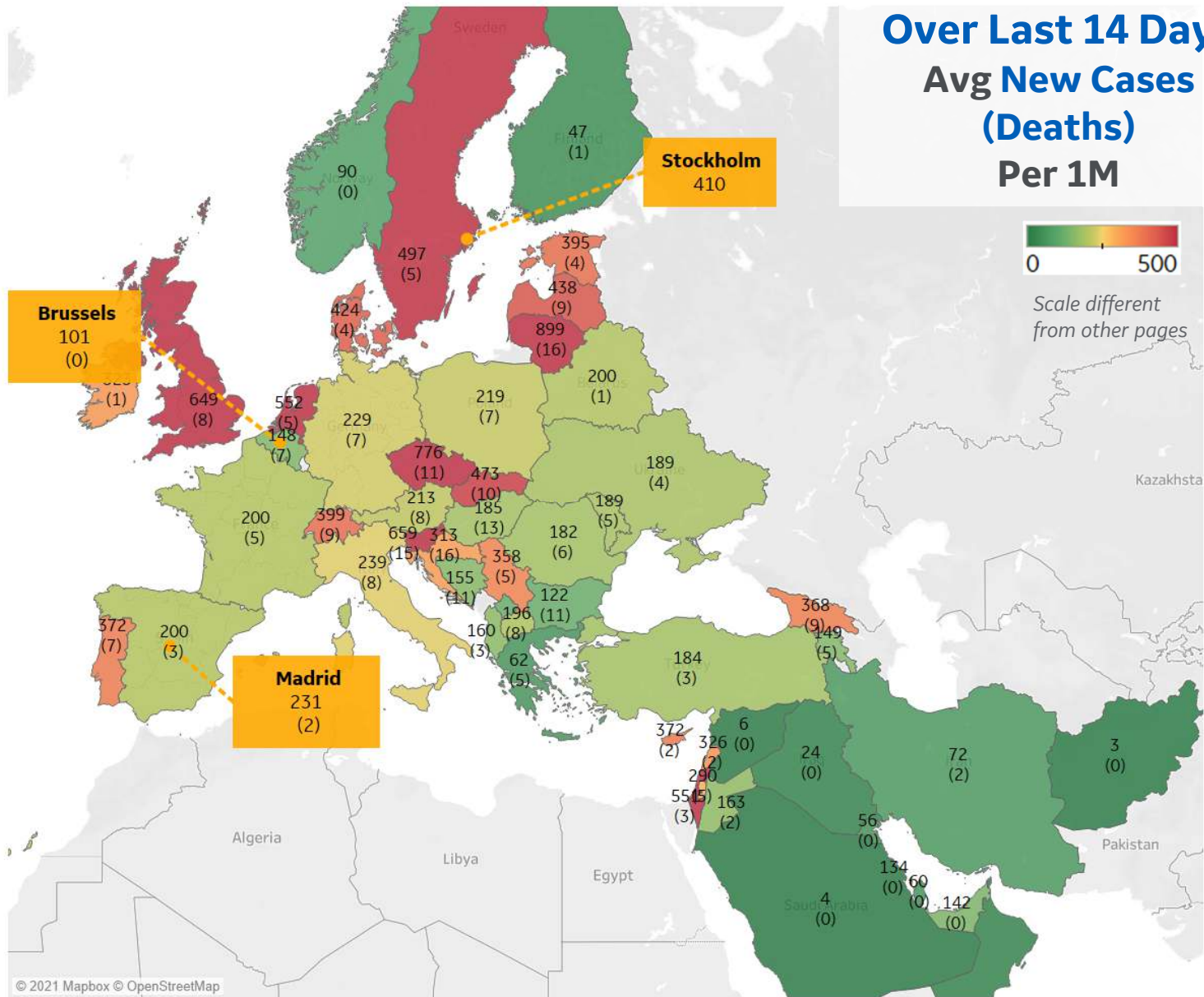
Per 1M in Region

	Today	Change
Active Cases	12,489	+0.5%
Confirmed	183 new	+0.6%
Deaths	3 new	+0.5%
Recovered	123 new	+0.8%

Most Daily New Cases / 1M

Lithuania	899
Czechia	776
Slovenia	659
UK	649
Netherlands	552
Israel	551
Sweden	497
Slovakia	473
Latvia	438
Denmark	424

* Excludes regions with population < 1M



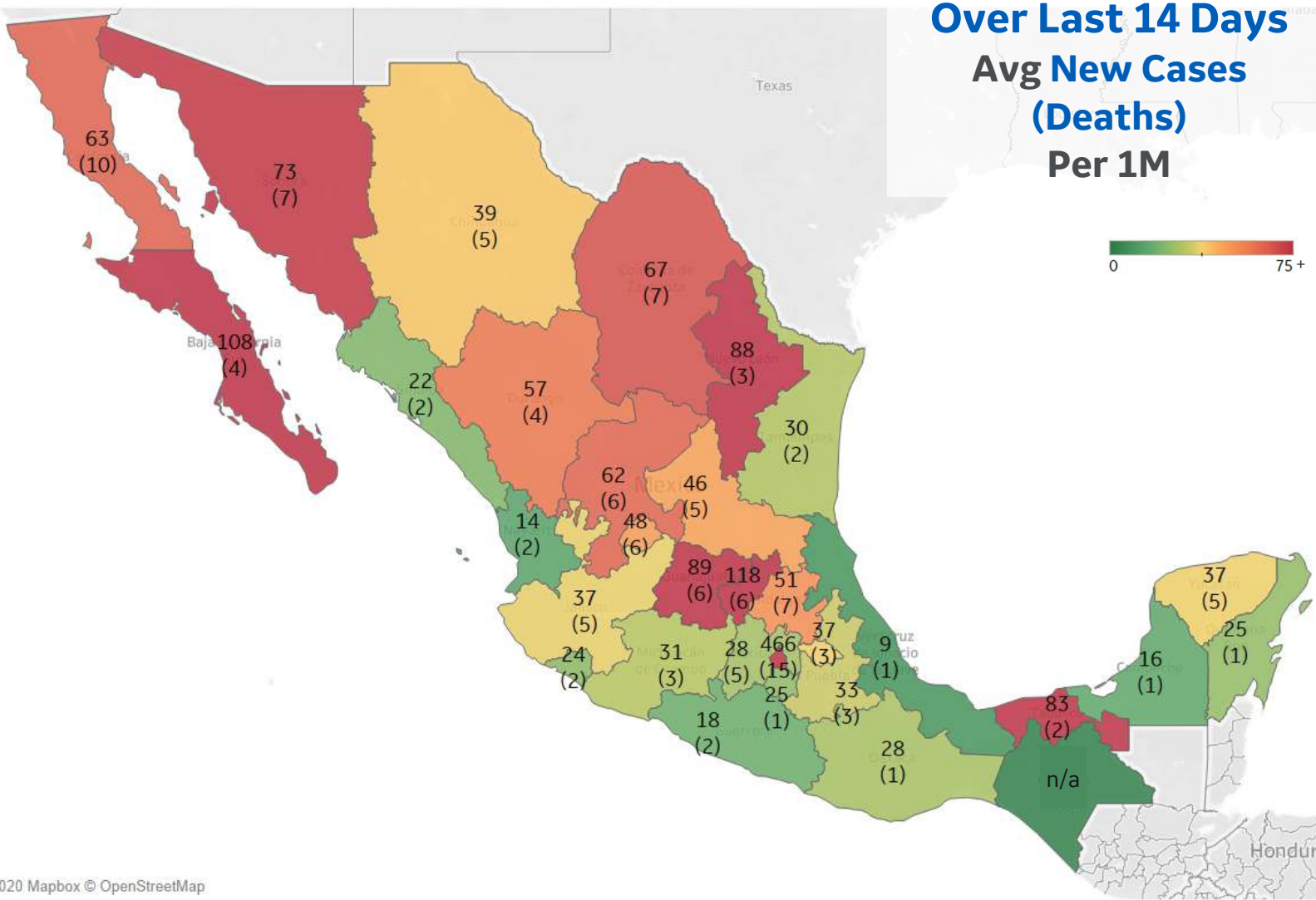


Per 1M in Region

	Today	Change
Active Cases	1,730	-1%
Confirmed	40 new	+0.4%
Deaths	3 new	+0.3%
Recovered	58 new	+0.7%

Most Daily New Cases / 1M

Distrito Federal	466
Querétaro	118
Baja California Sur	108
Guanajuato	89
Nuevo León	88
Tabasco	83
Sonora	73
Nacional	71
Coahuila	67
Baja California	63



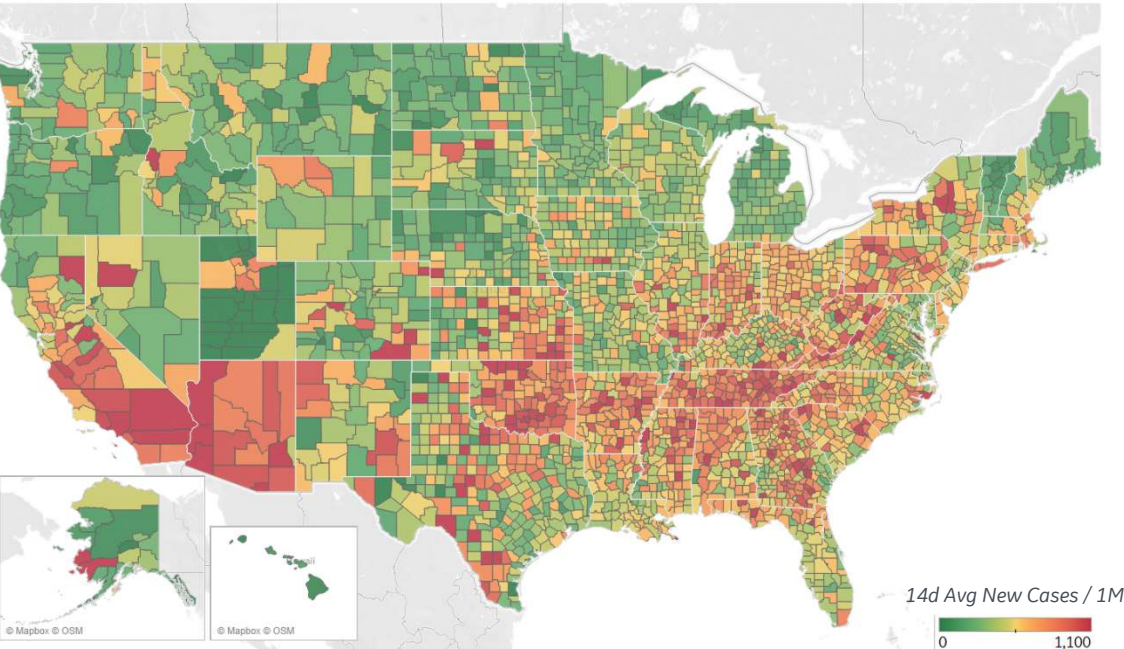
*Data carried forward from 29 Dec 2020



US Counties: Recent Cases and Deaths

Updated 4 Jan 2021, 3:30 GMT 18

Average New Cases per 1M Over Last 14 Days

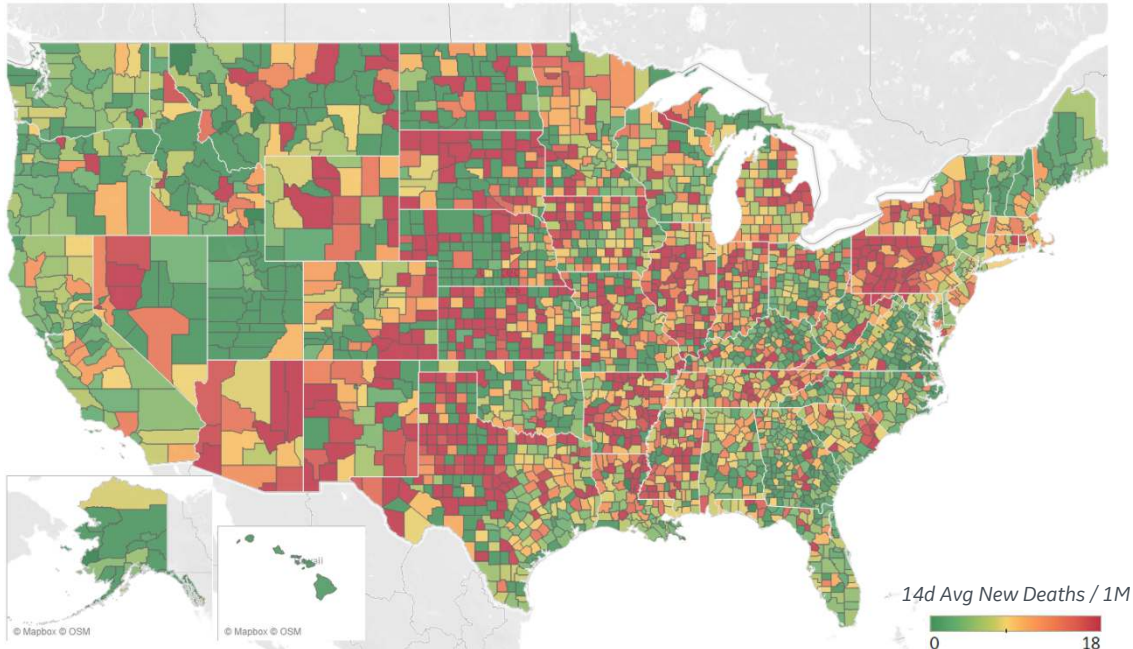


Top 10 by New Confirmed

Avg New Confirmed Cases / 1M

San Bernardino County, CA	1,542
Los Angeles County, CA	1,387
Riverside County, CA	1,312
Ventura County, CA	1,060
Kern County, CA	1,044
Greenville County, SC	1,033
Pima County, AZ	1,023
Monterey County, CA	1,019
Hamilton County, TN	1,008
Maricopa County, AZ	1,005

Average New Deaths per 1M Over Last 14 Days



Top 10 by New Deaths

Avg New Deaths/ 1M

Sedgwick County, KS	24
Stark County, OH	18
Onondaga County, NY	18
Providence County, RI	18
Westmoreland County, PA	17
Erie County, PA	17
Monroe County, NY	17
Summit County, OH	16
Lubbock County, TX	16
El Paso County, TX	16

Note: Lists includes counties
≥ 250K population

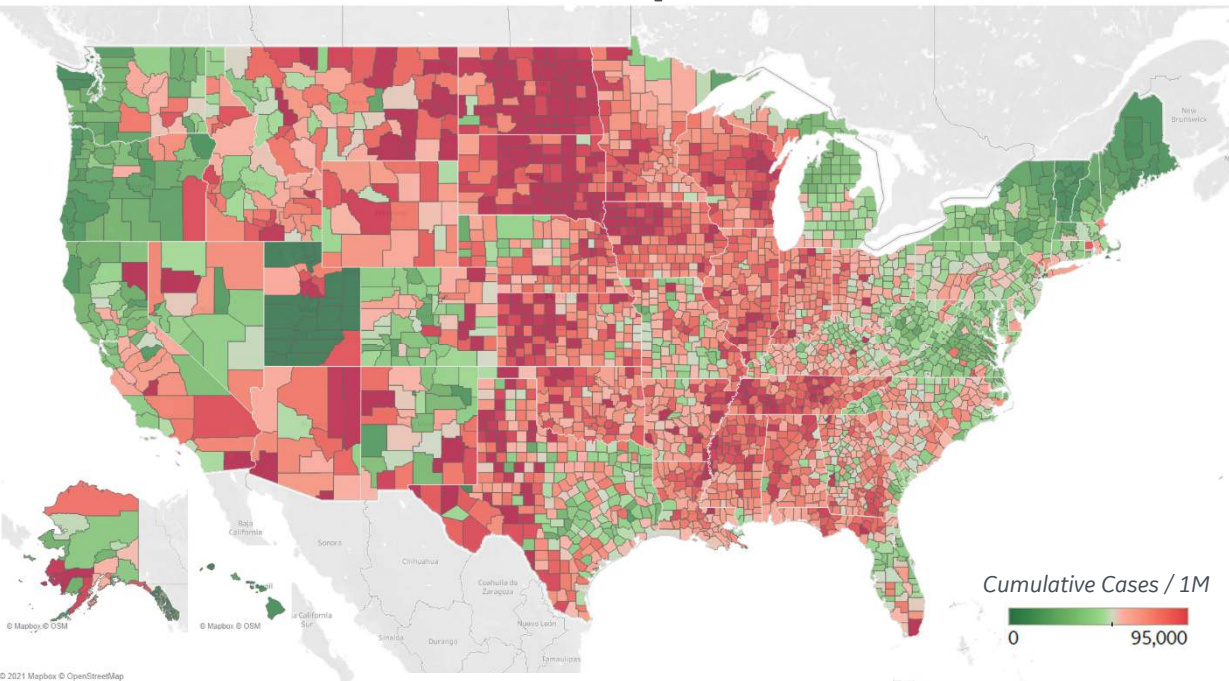


US Counties: Cumulative Cases and Deaths

Updated 4 Jan 2021, 3:30 GMT

19

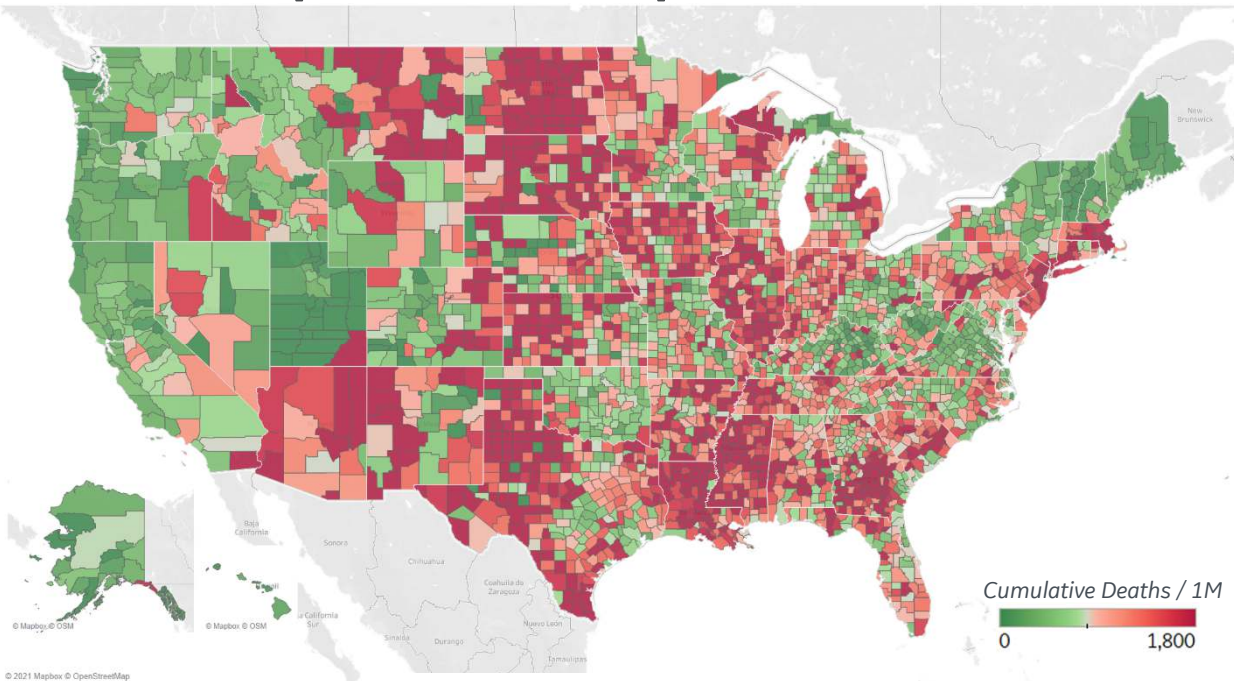
Confirmed **Cases** per 1M to date



Top 10 Counties Total Confirmed Cases / 1M

Lubbock County, TX	137,245
El Paso County, TX	118,765
Miami-Dade County, FL	112,529
Utah County, UT	108,458
Brown County, WI	105,855
Milwaukee County, WI	98,055
Webb County, TX	97,556
San Bernardino County, CA	94,922
Douglas County, NE	94,662
Salt Lake County, UT	94,389

Reported **Deaths** per 1M to date



Top 10 Counties Total Reported Deaths / 1M

New York City*	4,676
Essex County, NJ	3,008
Passaic County, NJ	2,913
Union County, NJ	2,806
Cameron County, TX	2,796
Hudson County, NJ	2,548
Hidalgo County, TX	2,534
Bergen County, NJ	2,505
Rockland County, NY	2,367
Hampden County, MA	2,279

Note: Lists includes counties
≥ 250K population

* New York City counties
aggregated into one reporting area



Per 1M in Region

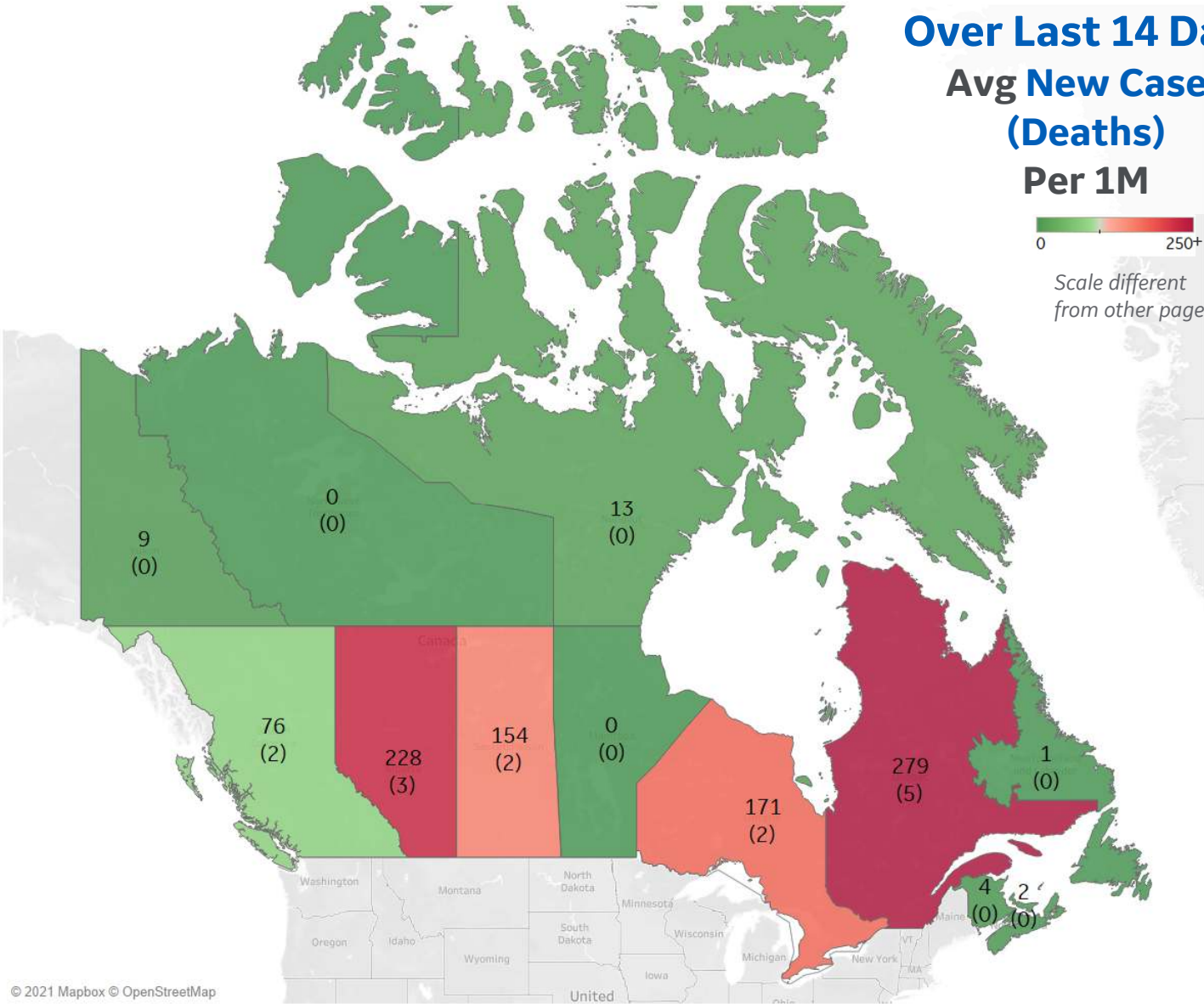
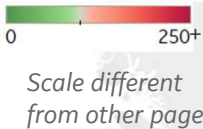
	Today	Change
Active Cases	2,109	+3.7%
Confirmed	428 new	+2.7%
Deaths	5 new	+1.1%
Recovered	348 new	+2.6%

Most Daily New Cases / 1M

Quebec	279
Alberta	228
Ontario	171
Saskatchewan	154
British Columbia	76

* Excludes regions with population < 1M

Over Last 14 Days Avg New Cases (Deaths) Per 1M





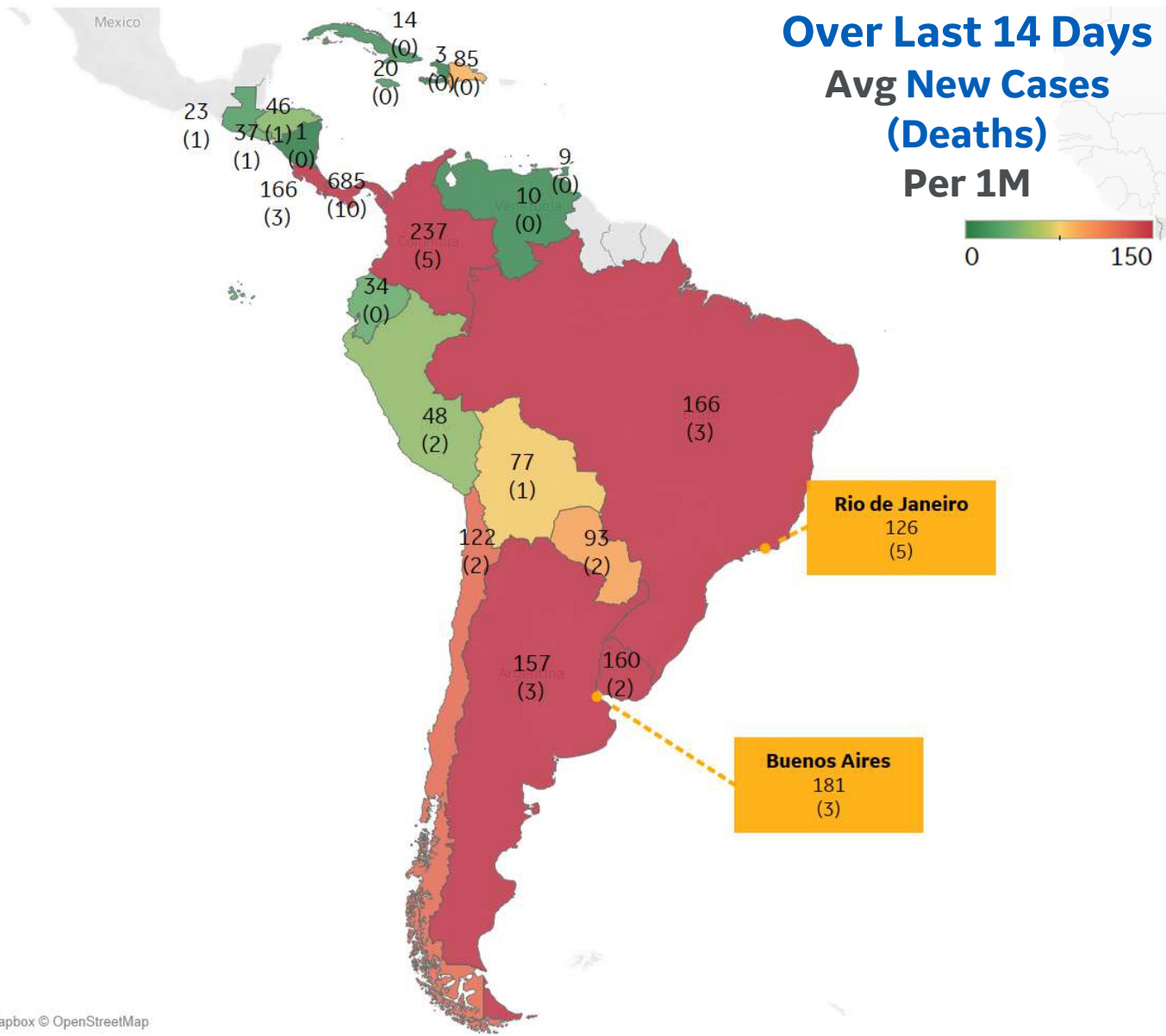
Per 1M in Region

	Today	Change
Active Cases	2,253	-0.2%
Confirmed	84 new	+0.3%
Deaths	2 new	+0.2%
Recovered	87 new	+0.4%

Most Daily New Cases / 1M

Panama	685
Colombia	237
Brazil	166
Costa Rica	166
Uruguay	160
Argentina	157
Chile	122
Paraguay	93
Dom. Rep.	85
Bolivia	77

* Excludes regions with population < 1M





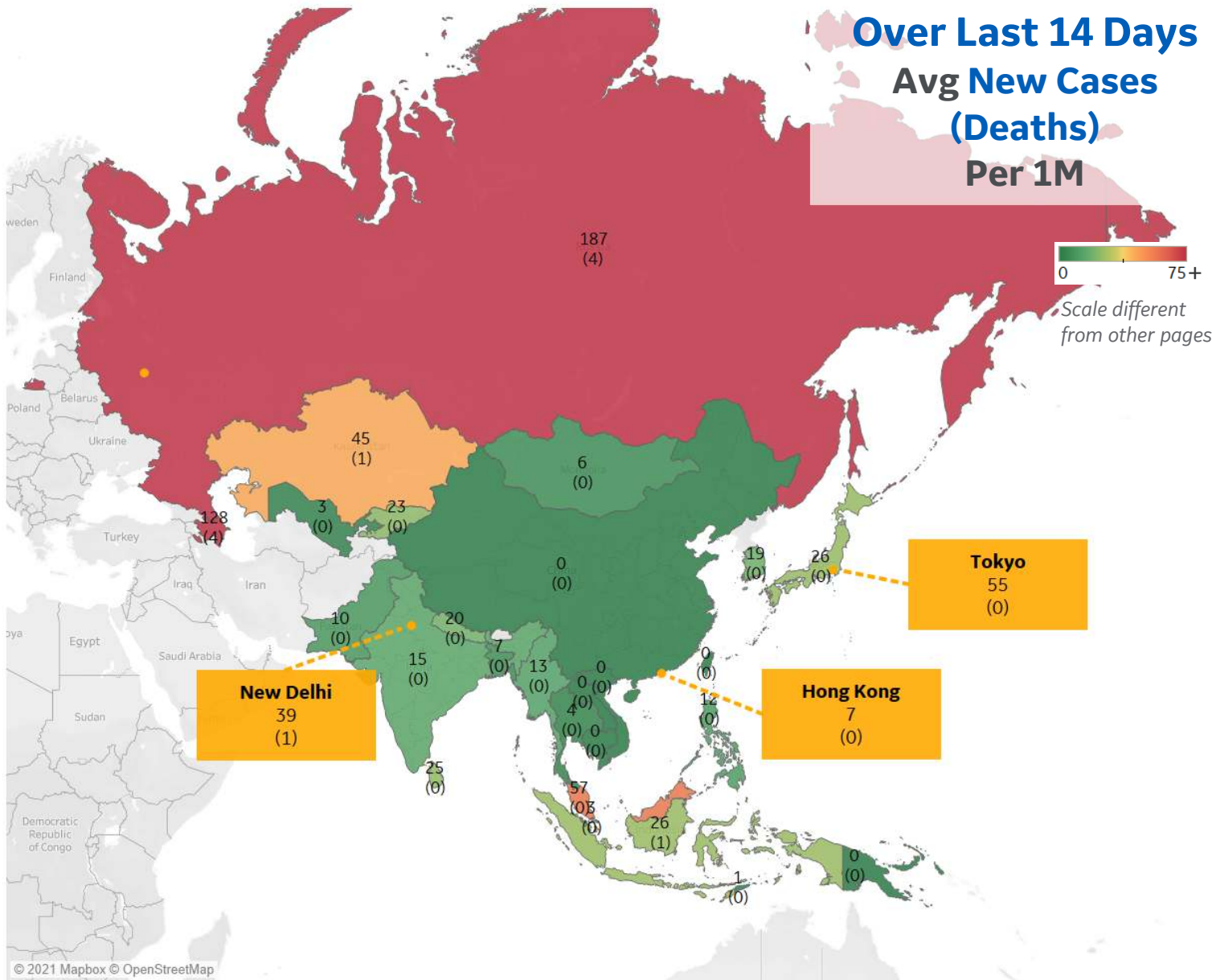
Per 1M in Region

	Today	Change
Active Cases	271	-0.7%
Confirmed	14 new	+0.4%
Deaths	0.3 new	+0.4%
Recovered	16 new	+0.4%

Most Daily New Cases / 1M

Russia	187
Azerbaijan	128
Malaysia	57
Kazakhstan	45
Indonesia	26
Japan	26
Sri Lanka	25
Kyrgyzstan	23
Nepal	20
South Korea	19

* Excludes regions with population < 1M





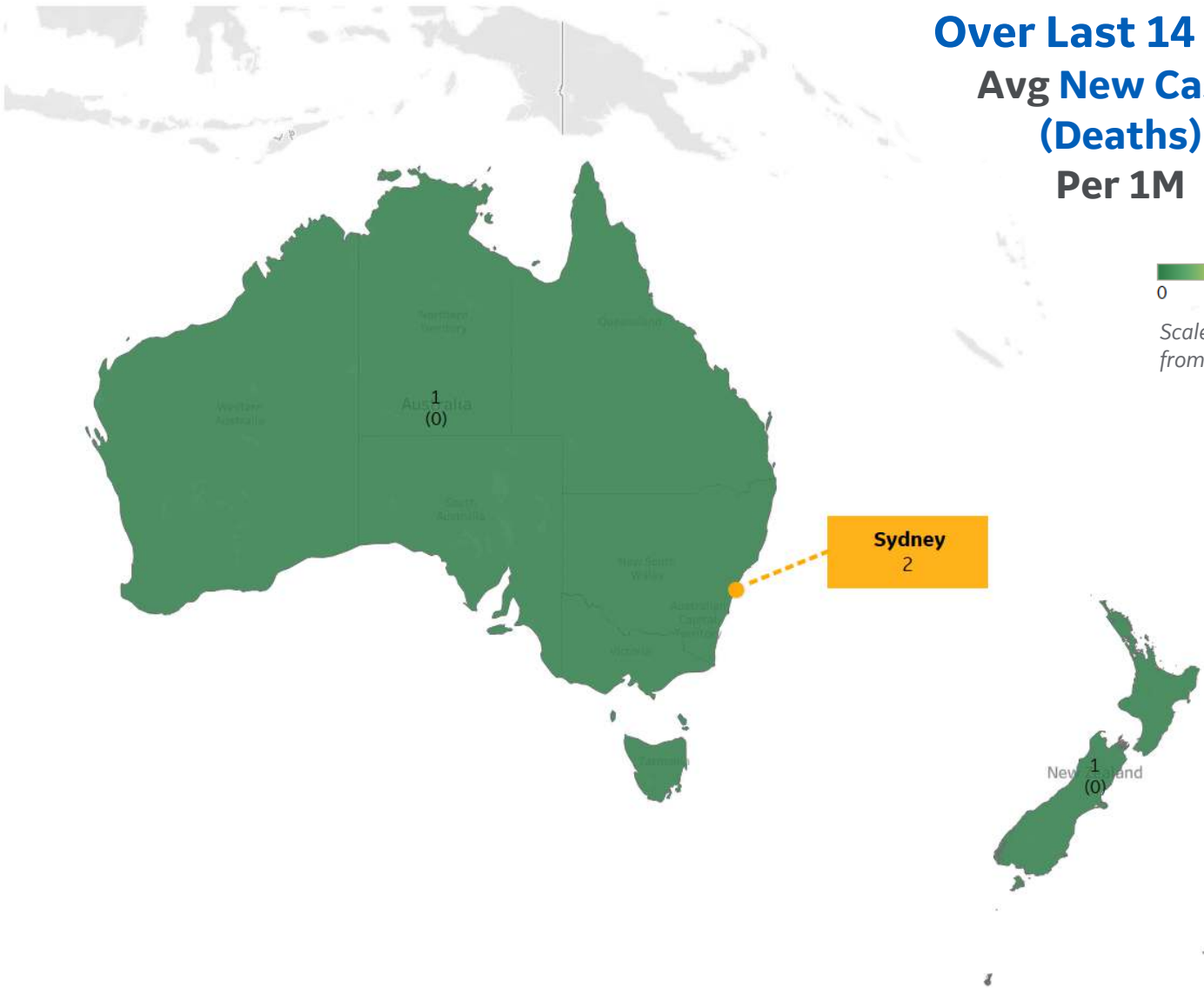
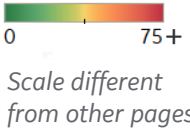
Per 1M in Region

	Today	Change
Active Cases	61	+1.1%
Confirmed	1 new	+0.1%
Deaths	0 new	+0%
Recovered	0 new	+0%

Most Daily New Cases / 1M

Australia	1
New Zealand	1

Over Last 14 Days Avg New Cases (Deaths) Per 1M





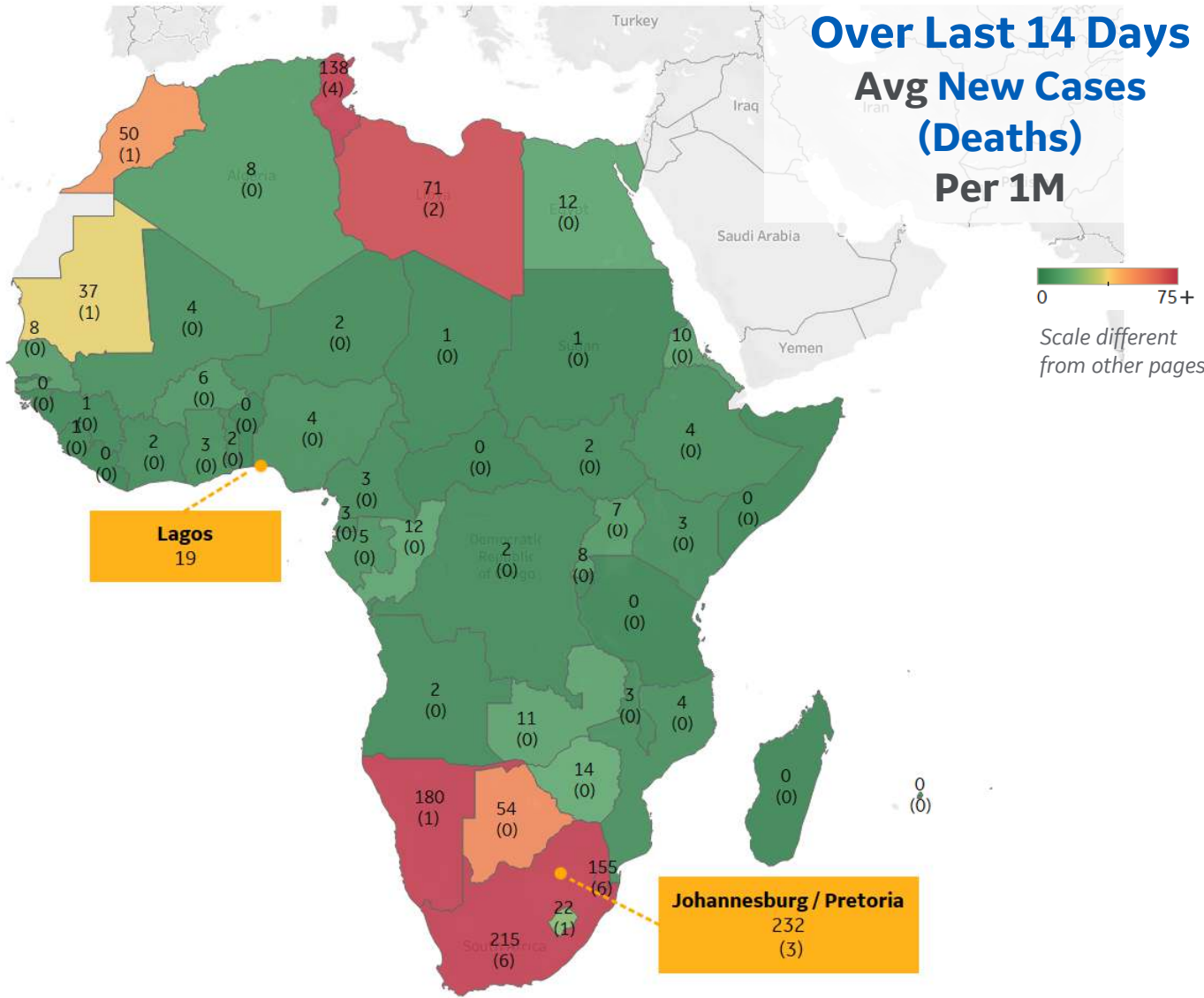
Per 1M in Region

	Today	Change
Active Cases	316	+2.3%
Confirmed	16 new	+0.8%
Deaths	0.5 new	+0.9%
Recovered	8 new	+0.5%

Most Daily New Cases / 1M

South Africa	215
Namibia	180
Eswatini	155
Tunisia	138
Libya	71
Botswana	54
Morocco	50
Mauritania	37
Lesotho	22
Zimbabwe	14

* Excludes regions with population < 1M





Sources



** Per 1M = Per 1 Million Population unless otherwise noted

Johns Hopkins Coronavirus Resource Center:

<https://coronavirus.jhu.edu/map.html>

Worldometer Coronavirus Reporting:

<https://www.worldometers.info/coronavirus/>

Public Health England:

<https://www.gov.uk/government/publications/covid-19-track-coronavirus-cases>

US Department of Homeland Security, Homeland Infrastructure Foundation-Level Data:

<https://hifld-geoplatform.opendata.arcgis.com/datasets/hospitals>

City of New York, NYC Health:

<https://www1.nyc.gov/site/doh/covid/covid-19-data.page>

Chicago Coronavirus Latest Data:

<https://www.chicago.gov/city/en/sites/covid-19/home/latest-data.html>

National Health Commission of the PRC:

<http://www.nhc.gov.cn/xcs/yqtb/202003/bf66696029ba420098164607240074f8.shtml>

Korean Centers for Disease Control and Prevention:

http://www.cdc.go.kr/cdc_eng/

CDC, Severe Outcomes Among Patients with Coronavirus Disease 2019 (COVID-19):

<https://www.cdc.gov/mmwr/volumes/69/wr/mm6912e2.htm>

Italian Department of Civil Protection, COVID Monitoring:

<http://opendatadpc.maps.arcgis.com/apps/opsdashboard/index.html#/b0c68bce2cce478eaac82fe38d4138b1>

The COVID Tracking Project:

<https://covidtracking.com/data/>

UK Office for National Statistics:

<https://www.ons.gov.uk/peoplepopulationandcommunity/birthsdeathsandmarriages/deaths/bulletins/deathsregisteredweeklyinenglandandwalesprovisional/weekending24april2020>

COVID-19 Information for Switzerland:

<https://www.corona-data.ch/>

The COVID Tracking Project:

<https://covidtracking.com/data/api>

European Centre for Disease Prevention and Control:

<https://www.ecdc.europa.eu/en/publications-data/download-data-hospital-and-icu-admission-rates-and-current-occupancy-covid-19>

Worldwide Survival Rate, last 30d calculation =

$$\frac{[(Total\ Confirmed - Total\ Confirmed\ 30d\ ago) - (Total\ Deaths - Total\ Deaths\ 30d\ ago)]}{(Total\ Confirmed - Total\ Confirmed\ 30d\ ago)}$$

Provincial Health Services Authority of Canada. BC Center for Disease Control:

<http://www.bccdc.ca/about/news-stories/stories/2020/information-on-novel-coronavirus>

Secretary of Health, Mexico:

<https://www.gob.mx/salud/en>

OECD Economic Outlooks, Statistics:

https://www.oecd-ilibrary.org/economics/data/oecd-economic-outlook-statistics-and-projections_eo-data-en

Public Health Authority of Sweden:

<https://www.folkhalsomyndigheten.se/smittskydd-beredskap/utbrott/aktuella-utbrott/covid-19/bekraftade-fall-i-sverige>

CDC:

<https://www.cdc.gov/covid-data-tracker/index.html#demographics>

CDC Provisional COVID19 Deaths Counts

<https://data.cdc.gov/NCHS/Provisional-COVID-19-Death-Counts-by-Sex-Age-and-S/9bhg-hcku>

Canada Regional Data:

<https://health-infobase.canada.ca/covid-19/epidemiological-summary-covid-19-cases.html#fn1>

Canada Regional Populations (Q4 2019):

<https://www150.statcan.gc.ca/t1/tbl1/en/tv.action?pid=1710000901>