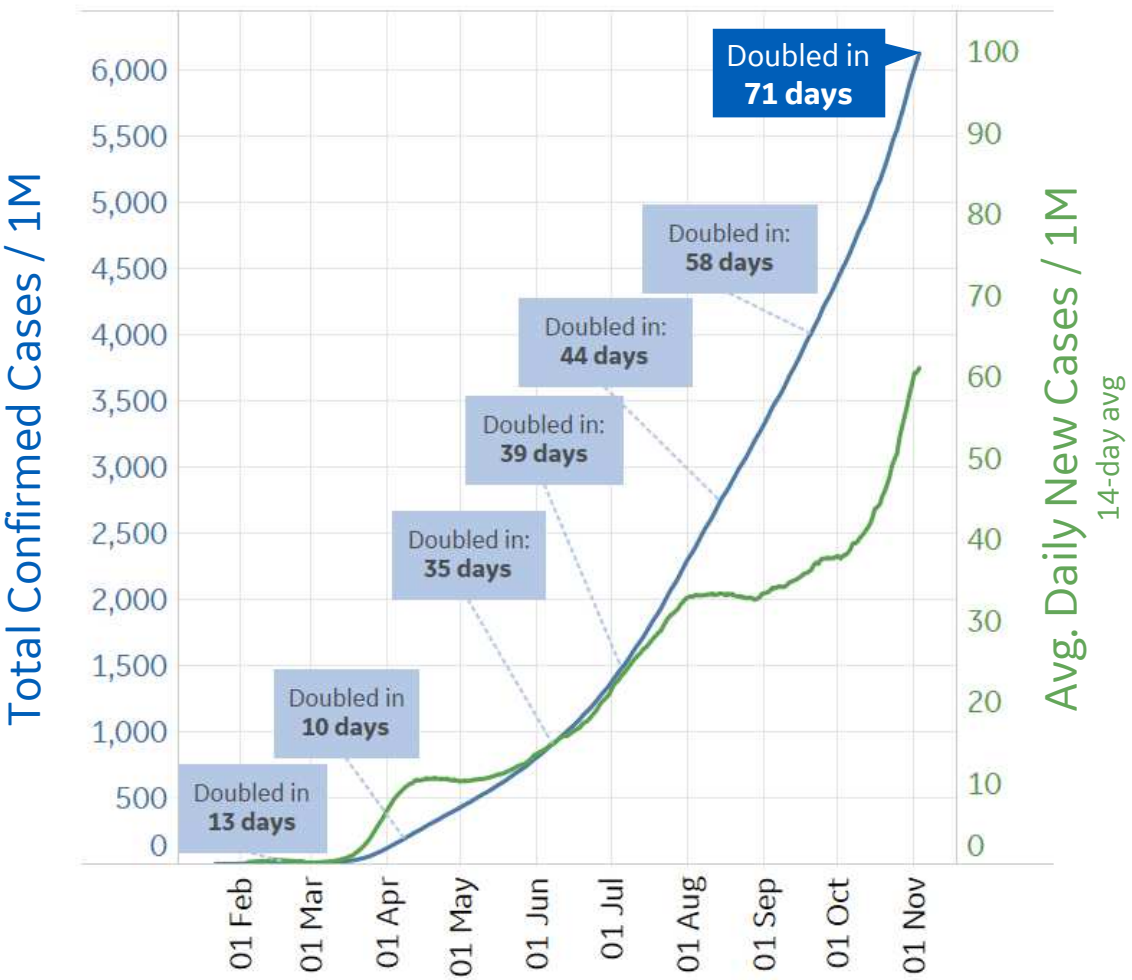




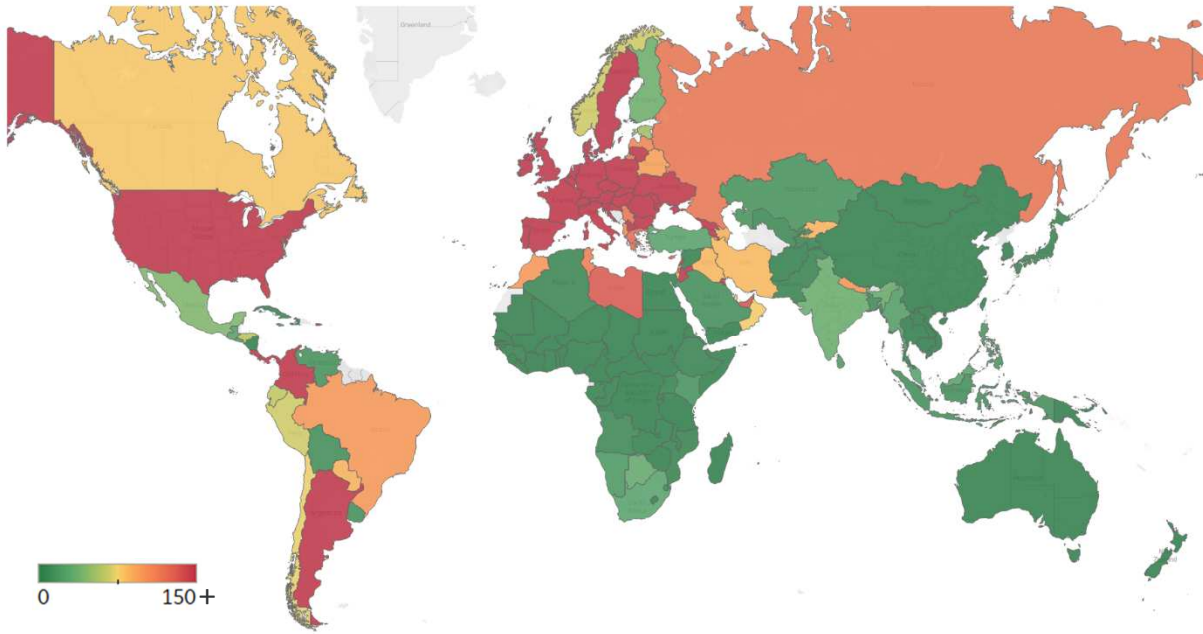
# Global Confirmed & Active Cases

Trend since 22 Jan



Avg. Daily New Cases / 1M

Over the last 14 days



Per 1M:	New Today	Change from 30 Days Ago
Active	24	+52%
Confirmed	58	+35%
Deaths	1	+17%
Recovered	32	+29%
Worldwide Survival Rate	97.4%	+0.39%

Worldwide Survival Rate = (Total Confirmed - Total Deaths) / (Total Confirmed)



# New Confirmed Cases & New Deaths

Key

World

North America

Europe

Middle East

Cent & South America

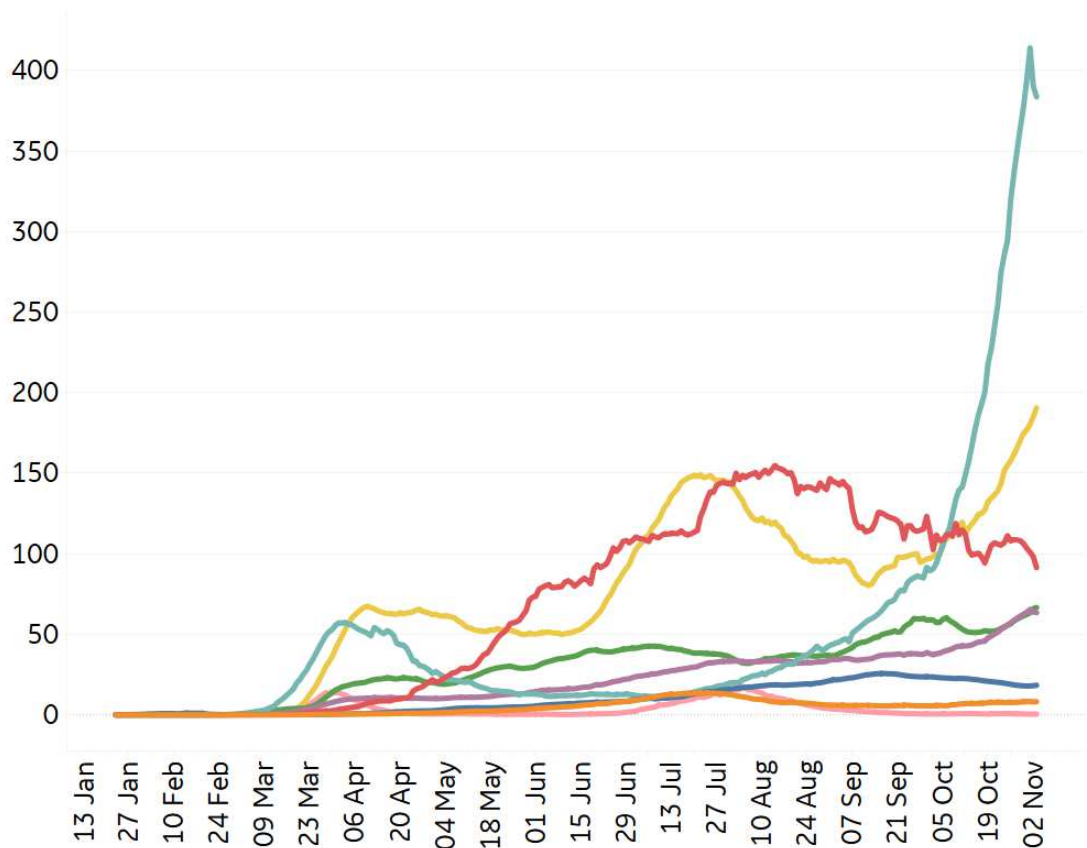
Asia

Africa

Oceania

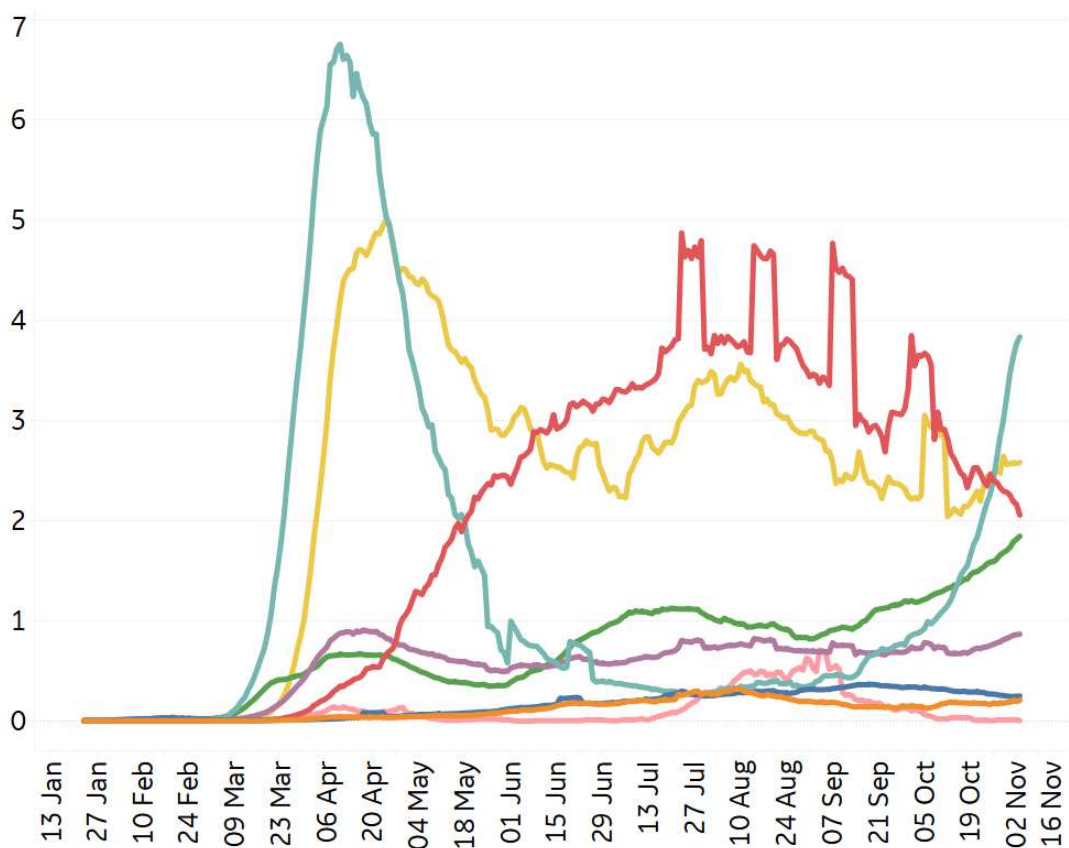
## New Confirmed Cases / 1M

7-day rolling average



## New Deaths / 1M

7-day rolling average





# Top 50 Countries: Per 1M



## 1 - 25

	Average over last 7 days		Total Since 22 Jan			Change from 14d Ago <sup>*</sup> in 14 day avg of daily new	
	New Confirmed	New Deaths	Total Confirmed	Total Recovered	Total Deaths	Confirmed	Deaths
Belgium	1,297	13	39,047	2,300	1,046	101%	312%
Peru	52	1	27,372	25,192	1,046	-23%	-33%
Spain	436	4	26,936	3,216	781	66%	33%
Brazil	85	2	26,186	23,808	755	-4%	-23%
Bolivia	10	1	12,159	9,640	750	-26%	-39%
Chile	72	2	26,899	25,676	749	-7%	-2%
Argentina	249	7	26,447	22,331	709	-9%	-6%
US	261	3	28,346	11,194	703	43%	14%
UK	329	4	15,866	N/A**	697	34%	116%
Italy	461	4	12,567	4,999	652	212%	301%
Panama	171	3	31,425	26,277	633	8%	1%
Colombia	186	4	21,606	19,533	626	20%	14%
Sweden	265	1	13,321	N/A**	591	175%	21%
France	475	4	22,389	1,895	574	64%	131%
North Macedo..	417	7	16,276	10,399	504	90%	143%
Armenia	693	9	31,984	19,438	477	106%	181%
Moldova	178	5	19,209	14,230	456	-7%	-3%
Netherlands	536	4	22,319	349	446	32%	128%
EU	415	4	15,424	4,271	404	96%	131%
Bos. and Herz.	465	8	16,405	8,887	401	176%	163%
Ireland	124	1	12,768	4,732	389	-19%	6%
Kosovo	237	3	11,380	8,520	382	209%	118%
Romania	306	5	13,434	9,418	378	55%	46%
Czechia	1,053	18	33,895	17,292	365	63%	178%
South Africa	26	1	12,289	11,116	329	-2%	-43%

## 26 - 50

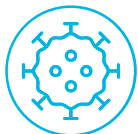
	Average over last 7 days		Total Since 22 Jan			Change from 14d Ago <sup>*</sup> in 14 day avg of daily new	
	New Confirmed	New Deaths	Total Confirmed	Total Recovered	Total Deaths	Confirmed	Deaths
Israel	79	2	36,569	35,130	299	-64%	-35%
Switzerland	912	5	21,064	9,636	286	225%	409%
Costa Rica	191	3	22,010	13,467	279	-10%	-10%
Iraq	80	1	11,991	10,162	275	0%	-16%
Honduras	59	1	9,964	4,225	273	-12%	-8%
Portugal	350	4	14,656	8,492	258	95%	133%
Oman	76	2	22,819	20,863	248	-34%	8%
Dom. Rep.	37	0	11,785	9,770	208	-11%	-13%
Slovenia	809	10	17,981	6,770	198	197%	567%
Russia	121	2	11,382	8,524	196	24%	42%
Bahrain	134	1	48,404	46,827	190	-24%	-56%
Kuwait	167	1	29,991	27,884	185	10%	-9%
Poland	508	6	10,961	4,227	161	152%	137%
Saudi Arabia	12	1	10,011	9,627	157	-3%	-19%
Croatia	538	5	13,175	9,593	153	210%	215%
Austria	509	3	13,124	8,249	132	188%	202%
West Bank an..	121	1	12,127	10,449	110	28%	11%
Belarus	102	0	10,723	9,311	105	59%	-20%
Lebanon	235	2	12,484	6,430	98	20%	27%
Georgia	444	4	11,161	7,178	91	132%	104%
Qatar	72	0	46,213	45,193	81	7%	0%
UAE	123	0	13,766	13,497	51	10%	-6%
Slovakia	458	2	11,641	2,611	43	83%	219%
Singapore	1	0	9,919	9,903	5	19%	-100%
Total World	63	1	6,119	4,080	157	33%	19%

<sup>\*</sup>Change from 14d ago:  
Compares 14d-avgs. of Daily New Cases/Deaths  
today with 14d-avgs. from 14d ago

**Poland** had the largest percentage increase in confirmed cases  
over the last 7 days (+48% or +3,577 cases per 1M)

Sorted by Total Deaths / 1M  
Top 50 countries selected by Cases / 1M  
Excluded countries with population < 1M

N/A\*\* due to inconsistent reporting of Recovered Cases



# Top 50 Countries: Raw Volume

Updated 04 Nov 2020, 3:30 GMT

4

1 - 25	Average over last 7 days		Total Since 22 Jan			Change from 14d Ago in 14 day avg of daily new	
	New Confirmed	New Deaths	Total Confirmed	Total Recovered	Total Deaths	Confirmed	Deaths
US	86,363	846	9,382,617	3,705,130	232,620	43%	14%
EU	184,872	1,749	6,867,596	1,901,524	179,875	96%	131%
Brazil	18,058	364	5,566,049	5,060,697	160,496	-4%	-23%
India	46,222	514	8,313,876	7,656,478	123,611	-26%	-32%
Mexico	5,305	397	938,405	803,086	92,593	18%	25%
UK	22,348	269	1,077,099	N/A**	47,340	34%	116%
Italy	27,864	245	759,829	302,275	39,412	212%	301%
France	31,021	273	1,461,391	123,664	37,492	64%	131%
Spain	20,375	171	1,259,366	150,376	36,495	66%	33%
Iran	7,984	409	637,712	495,473	36,160	64%	42%
Peru	1,704	40	902,503	830,612	34,476	-23%	-33%
Argentina	11,238	332	1,195,276	1,009,278	32,052	-9%	-6%
Colombia	9,453	183	1,099,392	993,877	31,847	20%	14%
Russia	17,708	315	1,661,096	1,244,012	28,611	24%	42%
South Africa	1,569	69	728,836	659,259	19,539	-2%	-43%
Chile	1,382	42	514,202	490,820	14,319	-7%	-2%
Indonesia	3,132	91	418,375	349,497	14,146	-14%	4%
Ecuador	988	16	170,110	149,048	12,698	33%	-58%
Belgium	15,036	155	452,541	26,661	12,126	101%	312%
Iraq	3,198	49	482,296	408,756	11,068	0%	-16%
Germany	16,245	85	577,131	373,391	10,717	144%	164%
Turkey	2,273	76	382,118	328,824	10,481	29%	16%
Canada	3,173	40	247,916	206,691	10,334	28%	82%
Bolivia	116	11	141,936	112,526	8,751	-26%	-39%
Ukraine	8,207	140	423,683	176,220	7,749	37%	36%

26 - 50	Average over last 7 days		Total Since 22 Jan			Change from 14d Ago in 14 day avg of daily new	
	New Confirmed	New Deaths	Total Confirmed	Total Recovered	Total Deaths	Confirmed	Deaths
Netherlands	9,184	62	382,440	5,975	7,640	32%	128%
Philippines	2,002	38	387,161	348,967	7,318	-22%	-24%
Romania	5,889	100	258,437	181,175	7,273	55%	46%
Pakistan	1,053	15	337,573	316,060	6,867	53%	11%
Poland	19,231	212	414,844	159,986	6,102	152%	137%
Bangladesh	1,580	21	412,647	329,787	5,983	6%	-3%
Sweden	2,678	7	134,532	N/A**	5,969	175%	21%
Saudi Arabia	411	18	348,510	335,153	5,456	-3%	-19%
Czechia	11,279	195	362,985	185,180	3,913	63%	178%
Morocco	3,690	65	229,565	189,909	3,900	21%	41%
Guatemala	416	12	108,483	98,658	3,748	-15%	-14%
Panama	739	12	135,592	113,379	2,731	8%	1%
Portugal	3,573	38	149,443	86,589	2,635	95%	133%
Israel	686	16	316,528	304,069	2,592	-64%	-35%
Switzerland	7,894	46	182,303	83,400	2,471	225%	409%
Dom. Rep.	406	4	127,848	105,982	2,252	-11%	-13%
Kazakhstan	416	5	113,741	106,893	1,857	183%	22%
Costa Rica	971	13	112,120	68,604	1,419	-10%	-10%
Oman	387	9	116,528	106,540	1,264	-34%	8%
Austria	4,585	27	118,198	74,292	1,192	188%	202%
Nepal	2,745	18	179,614	141,134	1,004	-16%	18%
Kuwait	713	5	128,080	119,080	789	10%	-9%
UAE	1,218	3	136,149	133,490	503	10%	-6%
Qatar	208	0	133,143	130,202	232	7%	0%
Total World	491,442	6,691	47,405,395	31,609,242	1,213,735	33%	19%

\*Change from 14d ago:  
Compares 14d-avgs. of Daily New Cases/Deaths  
today with 14d-avgs. from 14d ago

New cases and deaths in the **US** account for 20.4% of  
Global new cases and 44.2% of Global new deaths today

Sorted by Raw Total Deaths  
Top 50 countries selected by Total Cases  
Excluded countries with population < 1M

N/A\*\* due to inconsistent reporting of Recovered Cases





# United States: Per 1M



## 1 - 25

	Average over last 7 days		Total Since 22 Jan			Change from 14d Ago* in 14 day avg of daily new	
	New Confirmed	New Deaths	Total Confirmed	Total Recovered	Total Deaths	Confirmed	Deaths
New Jersey	185	1	27,338	4,210	1,843	61%	80%
New York	110	1	26,406	4,112	1,724	39%	20%
Massachusetts	177	3	23,444	18,434	1,456	70%	26%
Connecticut	249	2	20,992	2,749	1,300	99%	100%
Louisiana	116	2	39,746	36,275	1,280	6%	-1%
Rhode Island	418	3	32,607	2,667	1,144	93%	23%
Mississippi	235	5	40,828	35,562	1,137	6%	4%
DC	125	1	24,830	19,153	917	36%	-55%
Arizona	190	3	34,322	5,739	827	53%	48%
Illinois	548	4	34,428	N/A	802	75%	38%
Florida	202	3	38,025	N/A	786	40%	-41%
Michigan	364	3	20,804	12,125	777	89%	70%
S. Carolina	205	3	34,951	18,017	771	15%	21%
Georgia	151	2	34,339	N/A	756	25%	-20%
Delaware	173	4	26,111	13,861	731	13%	100%
North Dakota	1,510	15	61,920	50,174	728	45%	8%
Pennsylvania	185	2	17,191	12,588	691	52%	11%
Maryland	142	1	24,442	1,360	688	29%	35%
Arkansas	324	7	37,948	34,020	664	14%	6%
Indiana	456	5	27,935	18,666	659	58%	45%
Texas	224	3	32,774	27,324	643	38%	4%
Alabama	277	3	39,960	16,521	609	52%	-19%
Nevada	284	2	33,448	799	587	34%	-18%
Iowa	714	5	42,575	30,269	564	63%	25%
Tennessee	305	5	39,003	34,812	506	16%	52%

\*Change from 14d ago:  
Compares 14d-avgs. of Daily New Cases/Deaths  
today with 14d-avgs. from 14d ago

## 26 - 51

	Average over last 7 days		Total Since 22 Jan			Change from 14d Ago* in 14 day avg of daily new	
	New Confirmed	New Deaths	Total Confirmed	Total Recovered	Total Deaths	Confirmed	Deaths
South Dakota	1,312	11	55,224	39,610	504	50%	41%
Missouri	426	5	31,518	N/A	501	24%	8%
New Mexico	414	4	23,483	10,377	498	63%	115%
Ohio	286	2	19,346	14,897	460	66%	113%
Minnesota	495	3	27,856	23,801	453	59%	60%
California	110	1	23,927	N/A	449	35%	-15%
Virginia	155	1	21,637	2,379	429	18%	-7%
N. Carolina	225	3	26,733	23,486	425	15%	44%
Colorado	396	2	19,919	1,408	401	103%	28%
Montana	777	13	32,896	20,575	373	27%	145%
Kansas	412	4	29,619	921	363	43%	-16%
Idaho	488	5	37,505	17,081	362	29%	160%
Wisconsin	779	6	40,888	31,815	361	42%	100%
New Hampshire	96	1	8,419	6,998	355	48%	-32%
Oklahoma	293	4	31,975	27,605	347	5%	47%
Nebraska	641	3	38,286	23,319	341	38%	64%
Kentucky	375	2	24,930	4,262	336	42%	30%
Washington	112	1	14,447	N/A	315	28%	1%
West Virginia	230	3	14,282	10,946	263	42%	46%
Utah	541	2	37,235	27,203	193	32%	10%
Oregon	124	1	11,015	1,392	166	32%	31%
Wyoming	695	4	25,263	16,090	161	85%	300%
Hawaii	55	0	10,819	8,382	155	-5%	3%
Alaska	517	3	23,851	9,723	115	130%	89%
Maine	65	0	5,152	4,190	110	122%	-50%
Vermont	28	0	3,585	2,938	93	108%	N/A

It has been over 3 months since a single death was reported in **Vermont**

Sorted by Total Deaths / 1M

N/As due to states revising and updating case counts



# United States: Raw Volume



## 1 - 25

	Average over last 7 days		Total Since 22 Jan			Change from 14d Ago* in 14 day avg of daily new	
	New Confirmed	New Deaths	Total Confirmed	Total Recovered	Total Deaths	Confirmed	Deaths
New York	2,149	16	513,689	79,990	33,543	39%	20%
Texas	6,505	82	950,302	792,286	18,632	38%	4%
California	4,359	41	945,401	N/A	17,745	35%	-15%
Florida	4,341	55	816,700	N/A	16,890	40%	-41%
New Jersey	1,642	9	242,825	37,394	16,371	61%	80%
Illinois	6,940	46	436,265	N/A	10,161	75%	38%
Massachusetts	1,221	21	161,585	127,054	10,035	70%	26%
Pennsylvania	2,365	23	220,074	161,153	8,842	52%	11%
Georgia	1,602	26	364,589	N/A	8,029	25%	-20%
Michigan	3,631	25	207,763	121,093	7,761	89%	70%
Arizona	1,385	18	249,818	41,776	6,020	53%	48%
Louisiana	540	11	184,769	168,634	5,951	6%	-1%
Ohio	3,343	19	226,138	174,130	5,373	66%	113%
Connecticut	887	6	74,843	9,800	4,635	99%	100%
N. Carolina	2,356	35	280,377	246,318	4,457	15%	44%
Indiana	3,072	35	188,066	125,661	4,439	58%	45%
Maryland	861	8	147,766	8,223	4,162	29%	35%
S. Carolina	1,053	18	179,952	92,763	3,968	15%	21%
Virginia	1,324	9	184,679	20,306	3,666	18%	-7%
Tennessee	2,083	35	266,357	237,736	3,454	16%	52%
Mississippi	699	14	121,509	105,839	3,384	6%	4%
Missouri	2,616	31	193,441	N/A	3,075	24%	8%
Alabama	1,356	14	195,929	81,005	2,987	52%	-19%
Minnesota	2,794	19	157,096	134,227	2,553	59%	60%
Washington	855	9	110,011	N/A	2,400	28%	1%

## 26 - 51

	Average over last 7 days		Total Since 22 Jan			Change from 14d Ago* in 14 day avg of daily new	
	New Confirmed	New Deaths	Total Confirmed	Total Recovered	Total Deaths	Confirmed	Deaths
Colorado	2,282	11	114,709	8,106	2,311	103%	28%
Wisconsin	4,536	36	238,066	185,241	2,102	42%	100%
Arkansas	977	21	114,519	102,666	2,003	14%	6%
Nevada	874	7	103,025	2,462	1,807	34%	-18%
Iowa	2,252	14	134,326	95,500	1,780	63%	25%
Kentucky	1,677	11	111,379	19,043	1,503	42%	30%
Oklahoma	1,160	15	126,526	109,234	1,375	5%	47%
Rhode Island	443	3	34,543	2,825	1,212	93%	23%
Kansas	1,200	11	86,290	2,682	1,057	43%	-16%
New Mexico	867	9	49,240	21,758	1,045	63%	115%
Delaware	168	4	25,426	13,497	712	13%	100%
Oregon	522	5	46,460	5,870	701	32%	31%
Nebraska	1,241	6	74,060	45,108	660	38%	64%
DC	88	0	17,524	13,517	647	36%	-55%
Idaho	872	9	67,024	30,525	647	29%	160%
Utah	1,735	6	119,375	87,211	620	32%	10%
North Dakota	1,151	11	47,187	38,236	555	45%	8%
New Hampshire	131	1	11,448	9,515	483	48%	-32%
West Virginia	412	5	25,596	19,617	471	42%	46%
South Dakota	1,161	10	48,854	35,041	446	50%	41%
Montana	830	13	35,159	21,990	399	27%	145%
Hawaii	78	1	15,318	11,868	219	-5%	3%
Maine	88	0	6,925	5,632	148	122%	-50%
Wyoming	402	2	14,621	9,312	93	85%	300%
Alaska	379	2	17,448	7,113	84	130%	89%
Vermont	18	0	2,237	1,833	58	108%	N/A

\*Change from 14d ago:  
Compares 14d-avgs. of Daily New Cases/Deaths  
today with 14d-avgs. from 14d ago

In the past 7 days, **Wyoming** had the largest percentage  
increase in total cases (+24% or +2,815 cases)

Sorted by Raw Total Deaths

N/As due to states revising and updating case counts





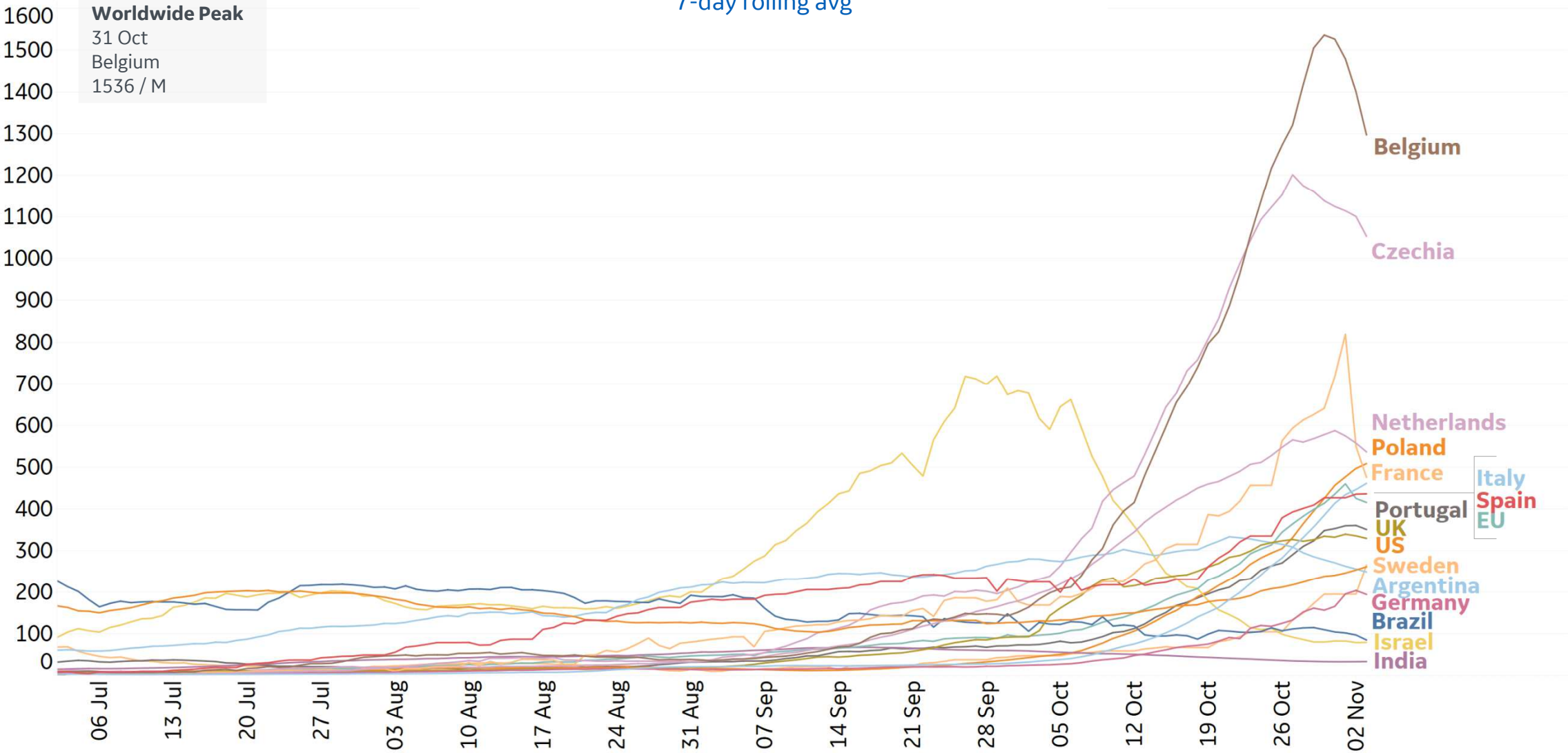
# New Confirmed Cases in Select Countries

Updated 04 Nov 2020, 3:30 GMT

7

## Daily New Confirmed Cases / 1M

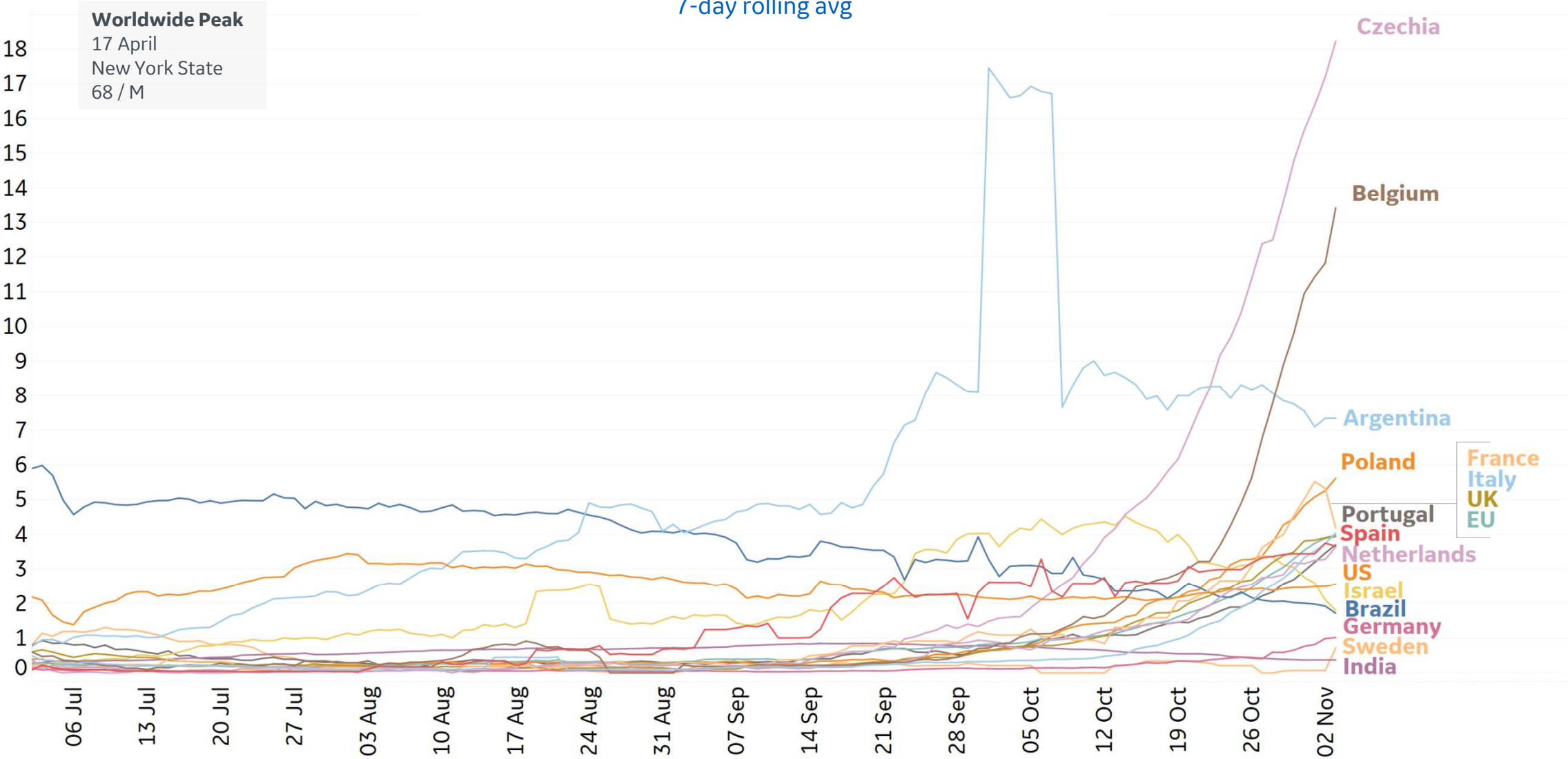
7-day rolling avg





# New Deaths in Select Countries

Daily New Deaths / 1M  
7-day rolling avg



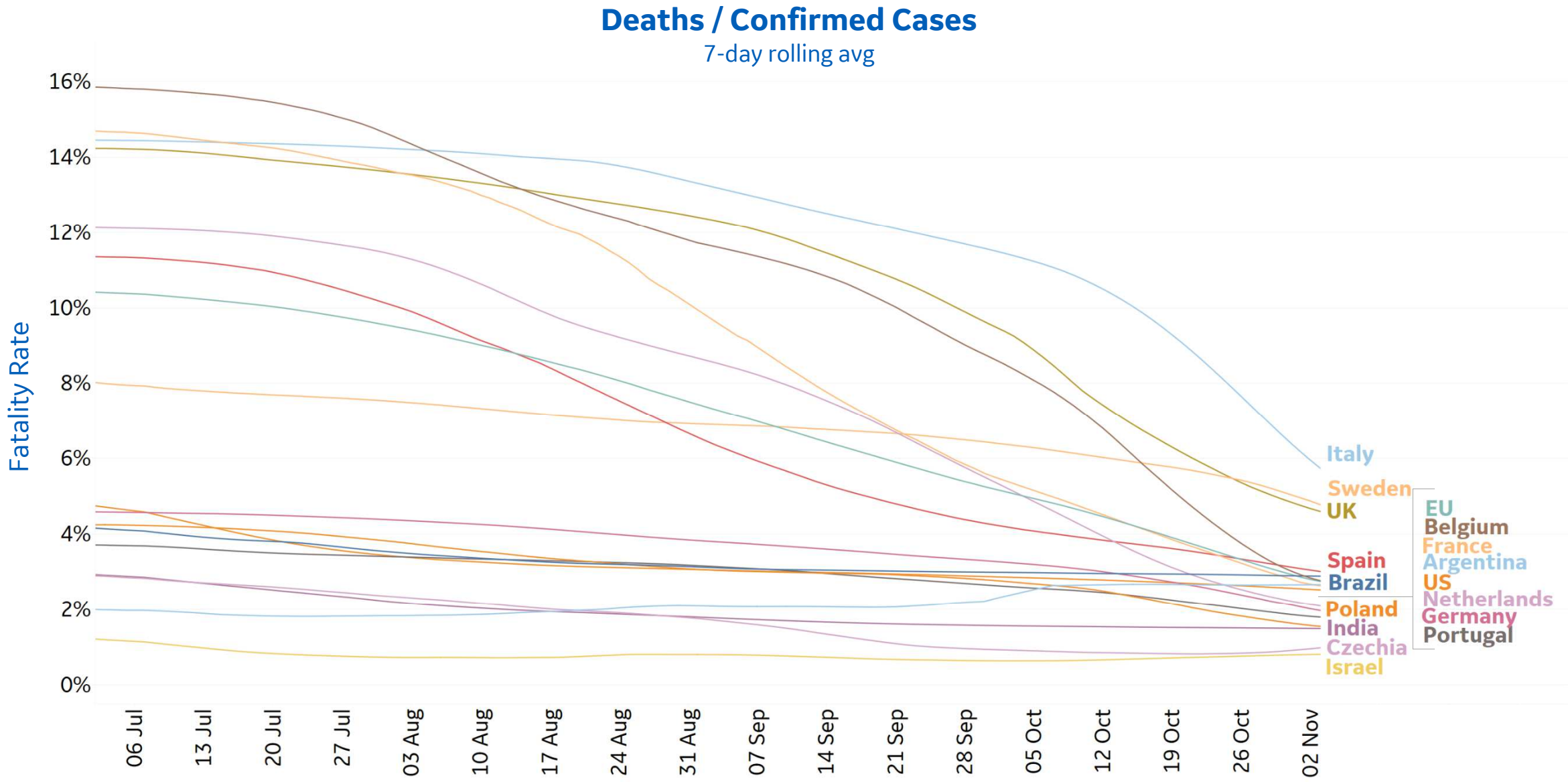
\*Large jump in Argentina's daily new deaths due to batched reporting of previously unreported fatalities on 1 Oct







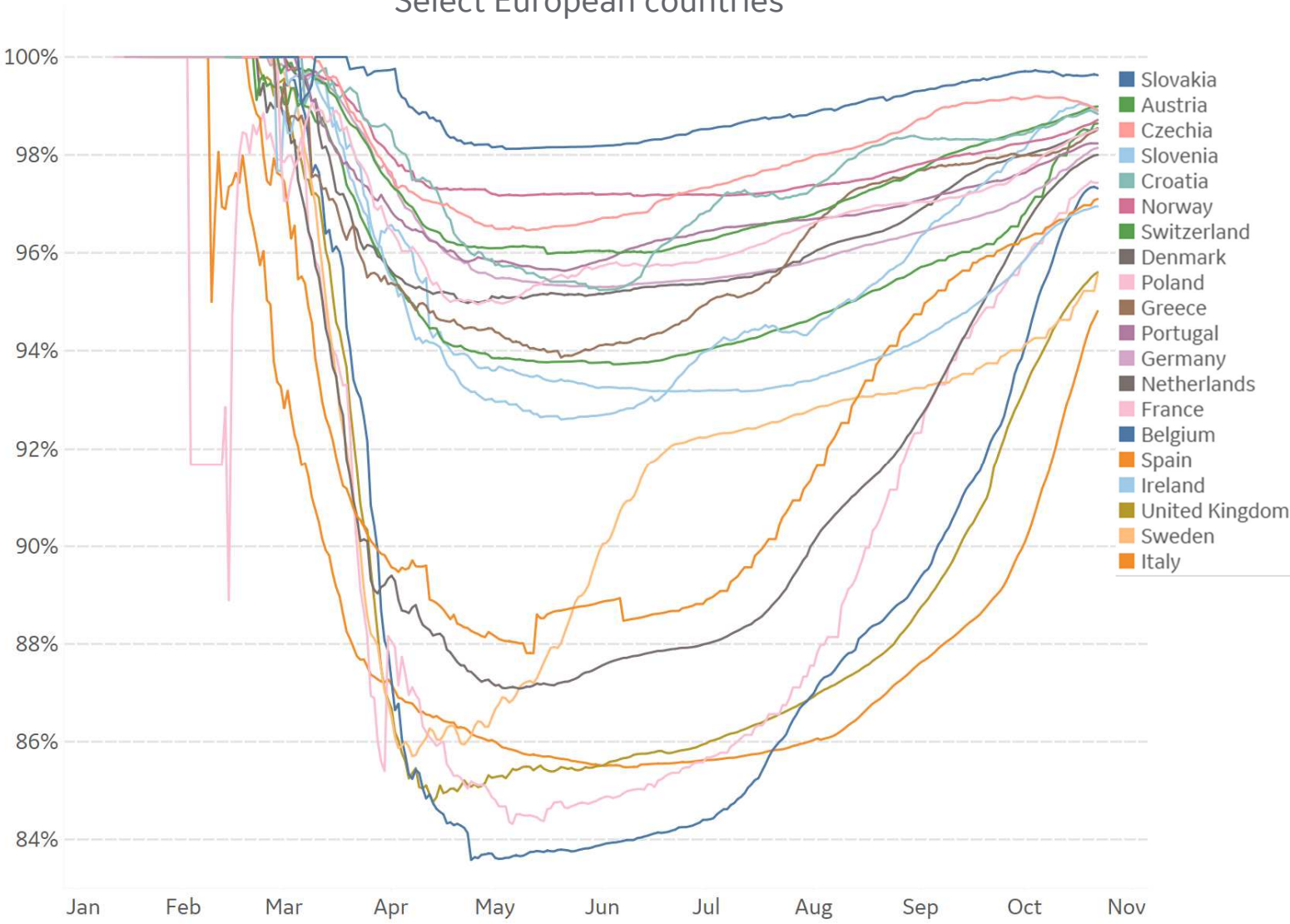
# Fatality Rate in Select Countries





# Feature: Survival Rates, Europe

Survival Rates Over Time  
Select European countries

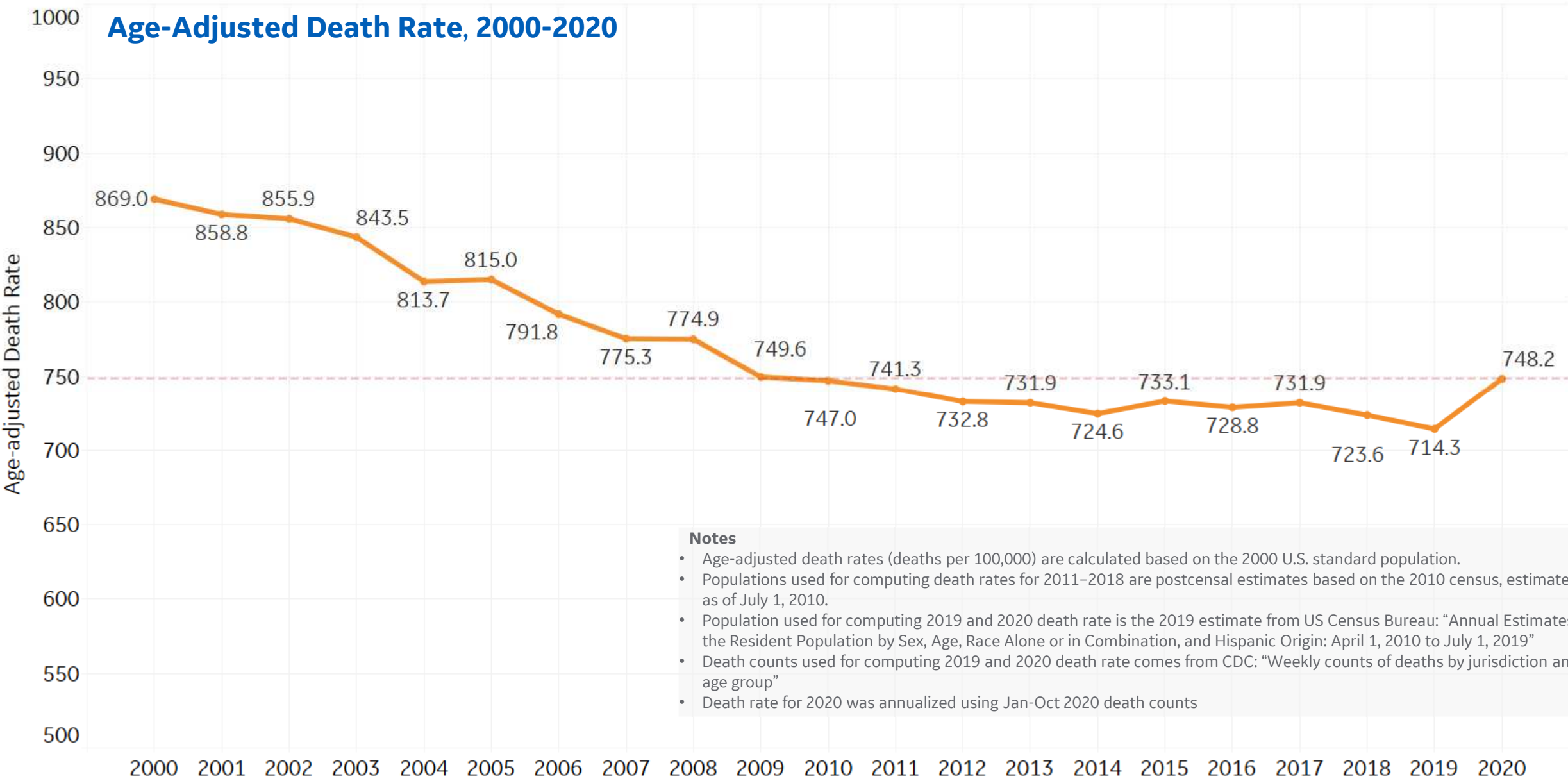


Country	Survival Rate	CFR to date	CFR last 30 days
Slovakia	99.63%	0.37%	0.35%
Austria	98.99%	1.01%	0.54%
Czechia	98.92%	1.08%	1.13%
Slovenia	98.90%	1.10%	0.82%
Croatia	98.84%	1.16%	0.91%
Norway	98.72%	1.28%	0.09%
Switzerland	98.64%	1.36%	0.31%
Denmark	98.55%	1.45%	0.37%
Poland	98.53%	1.47%	1.11%
Greece	98.52%	1.48%	1.03%
Portugal	98.24%	1.76%	0.90%
Germany	98.14%	1.86%	0.43%
Netherlands	98.00%	2.00%	0.46%
France	97.43%	2.57%	0.64%
Belgium	97.32%	2.68%	0.64%
Spain	97.10%	2.90%	0.94%
Ireland	96.95%	3.05%	0.47%
United Kingdom	95.60%	4.40%	0.82%
Sweden	95.56%	4.44%	0.18%
Italy	94.81%	5.19%	0.79%





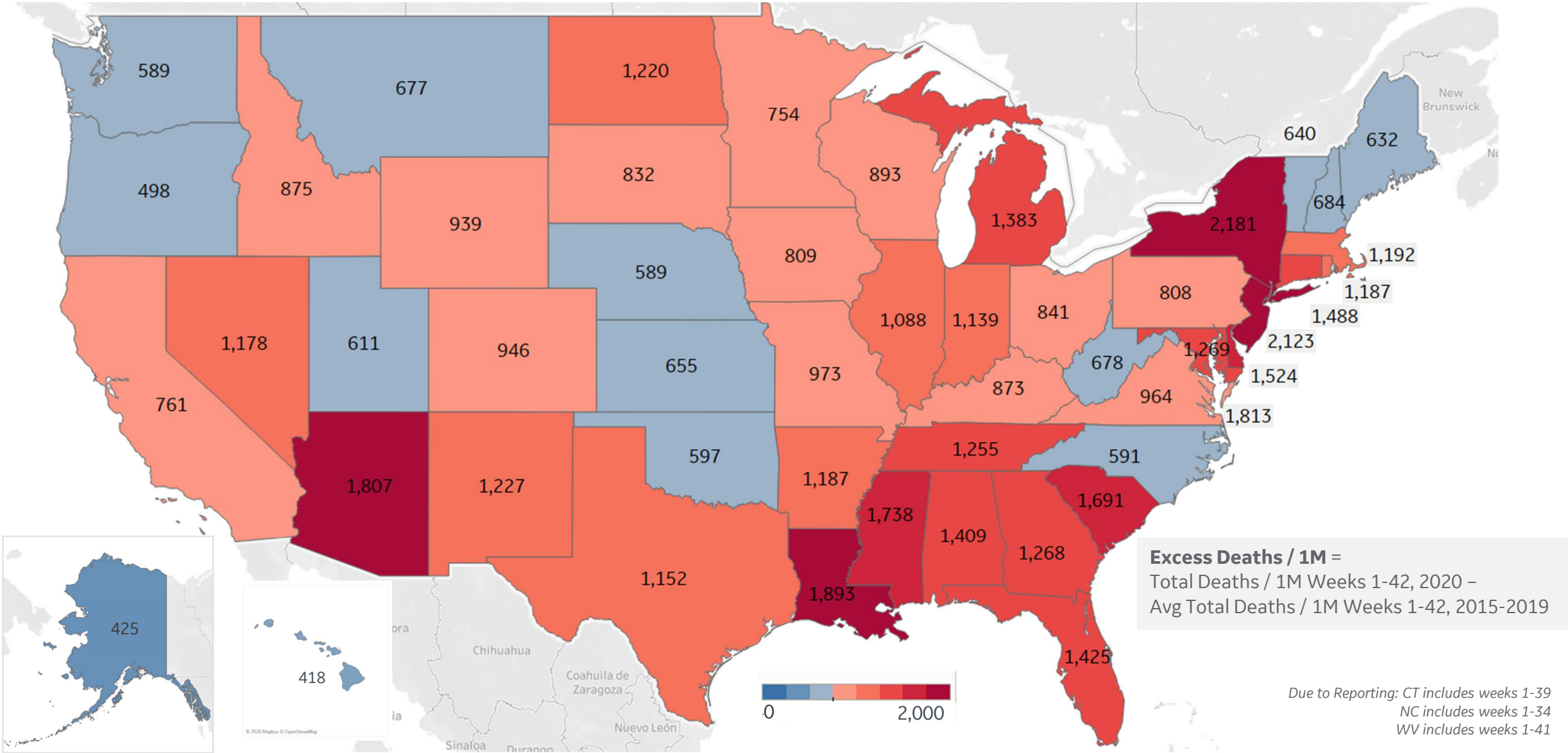
# Feature: US Death Rate





# Feature: Total Excess Deaths by State

Excess Deaths per 1M, Weeks 1-42 compared to 2015-2019 average per 1M









## Per 1M in Region

	Today	Change
Active Cases	331	-7%
Confirmed	41 new	+0.6%
Deaths	4 new	+0.5%
Recovered	60 new	+1%

## Most Daily New Cases / 1M

Distrito Federal	141
Durango	140
Coahuila	92
Baja California Sur	90
Chihuahua	90
Zacatecas	89
Querétaro	83
Nuevo León	78
San Luis Potosí	69
Aguascalientes	64

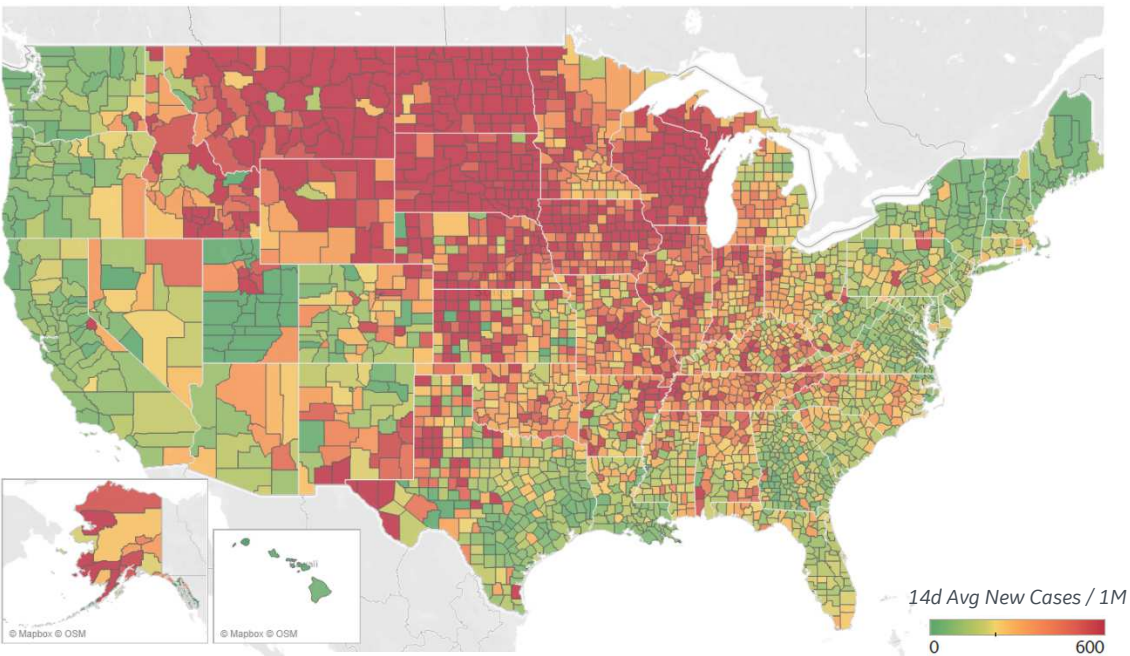




# US Counties: Recent Cases and Deaths

Updated 04 Nov 2020, 3:30 GMT 16

## Average New Cases per 1M Over Last 14 Days

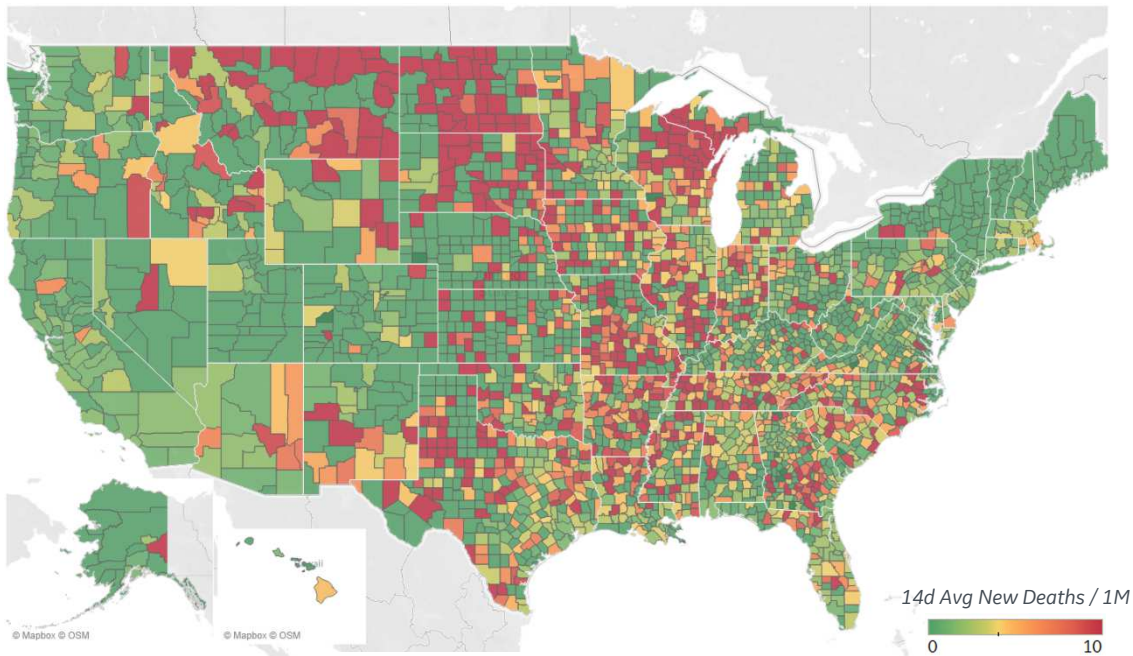


### Top 10 by New Confirmed

Avg New Confirmed Cases / 1M

El Paso County, TX	1,599
Lubbock County, TX	1,017
Brown County, WI	849
Winnebago County, IL	690
Milwaukee County, WI	671
Utah County, UT	598
Anchorage Municipality, AK	590
Waukesha County, WI	585
Salt Lake County, UT	582
Adams County, CO	557

## Average New Deaths per 1M Over Last 14 Days



### Top 10 by New Deaths

Avg New Deaths/ 1M

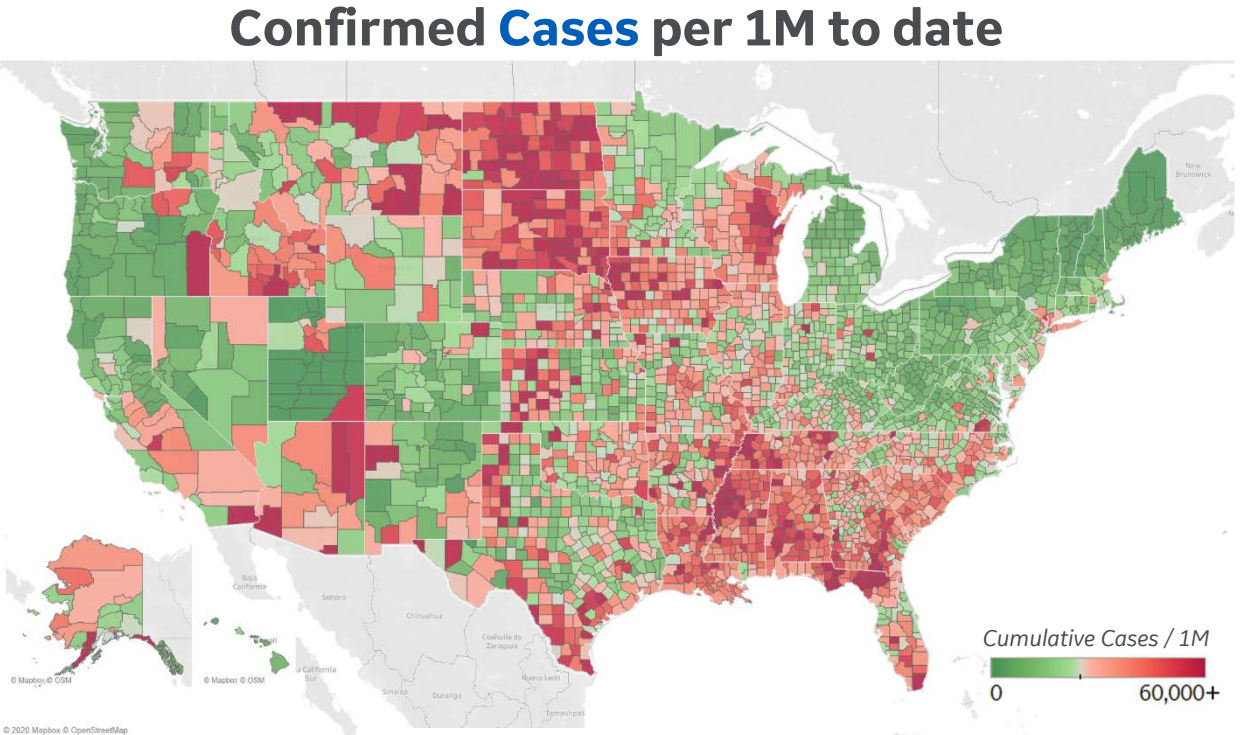
Lubbock County, TX	11
Greene County, MO	9
Westmoreland County, PA	7
Winnebago County, IL	7
El Paso County, TX	6
St. Joseph County, IN	6
Spartanburg County, SC	6
McLennan County, TX	6
Osceola County, FL	5
Sarasota County, FL	5

**Note:** Lists includes counties  
≥ 250K population



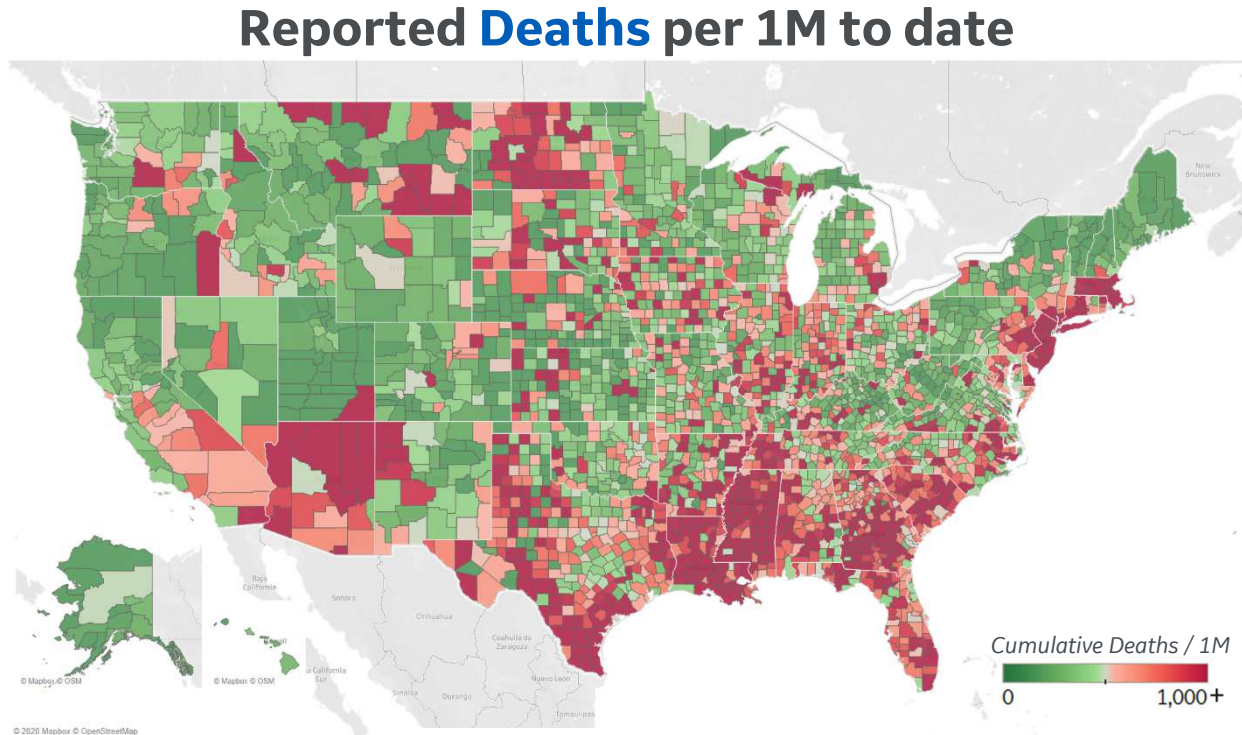


# US Counties: Cumulative Cases and Deaths



**Top 10 Counties**  
Total Confirmed Cases / 1M

Miami-Dade County, FL	69,430
Lubbock County, TX	65,454
El Paso County, TX	62,934
Brown County, WI	62,591
Nueces County, TX	59,247
Cameron County, TX	57,614
Rockland County, NY	56,681
Webb County, TX	55,944
Utah County, UT	48,873
Davidson County, TN	48,444



**Top 10 Counties**  
Total Reported Deaths / 1M

New York City*	4,460
Essex County, NJ	2,688
Cameron County, TX	2,564
Passaic County, NJ	2,517
Union County, NJ	2,468
Hudson County, NJ	2,281
Hidalgo County, TX	2,257
Bergen County, NJ	2,214
Rockland County, NY	2,100
Somerset County, NJ	1,809

**Note:** Lists includes counties ≥ 250K population

\* New York City counties aggregated into one reporting area





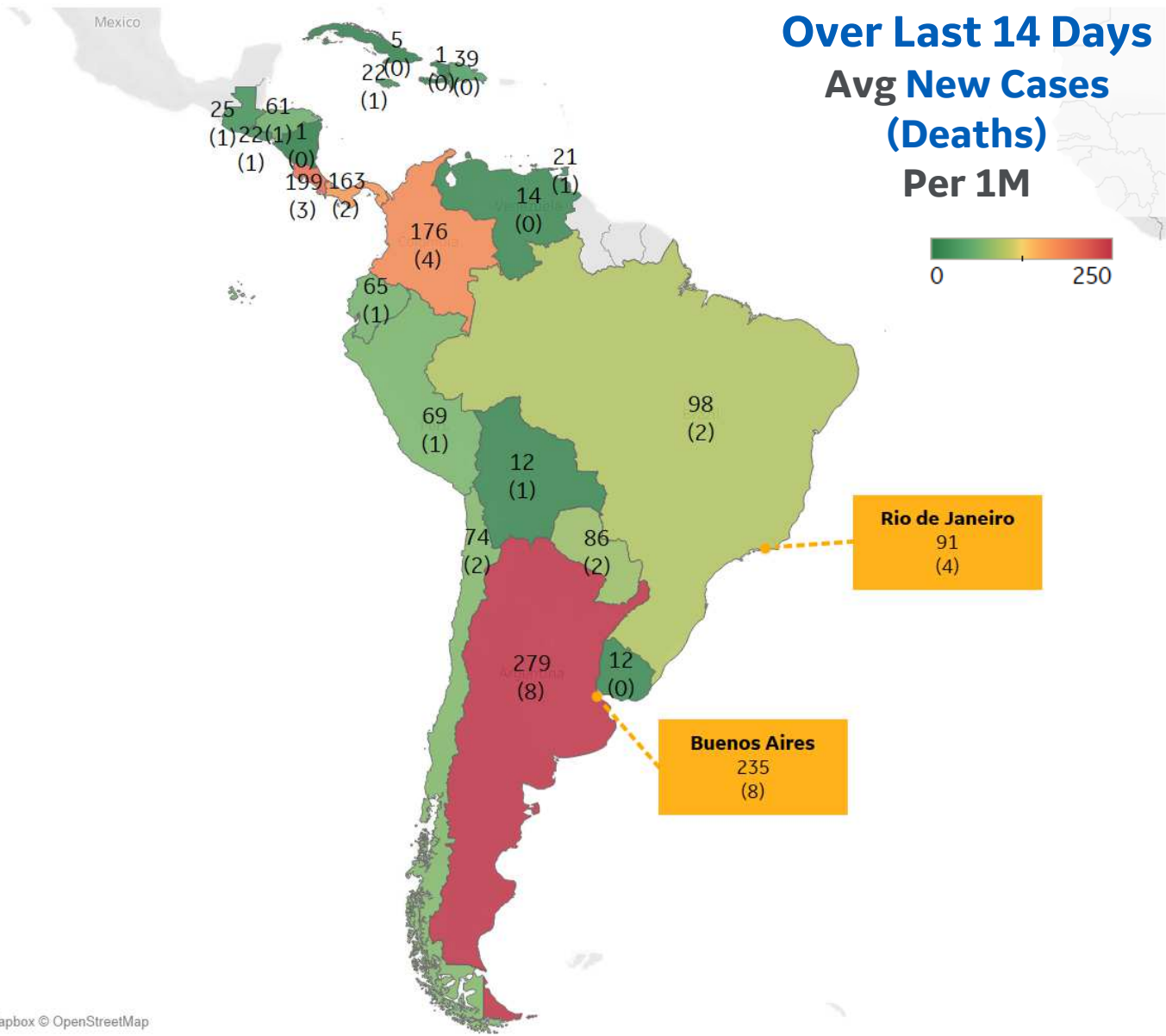
## Per 1M in Region

	Today	Change
Active Cases	1,592	-1%
Confirmed	68 new	+0.3%
Deaths	2 new	+0.3%
Recovered	90 new	+1%

## Most Daily New Cases / 1M

Argentina	279
Costa Rica	199
Colombia	176
Panama	163
Brazil	98
Paraguay	86
Chile	74
Peru	69
Ecuador	65
Honduras	61

\* Excludes regions with population < 1M





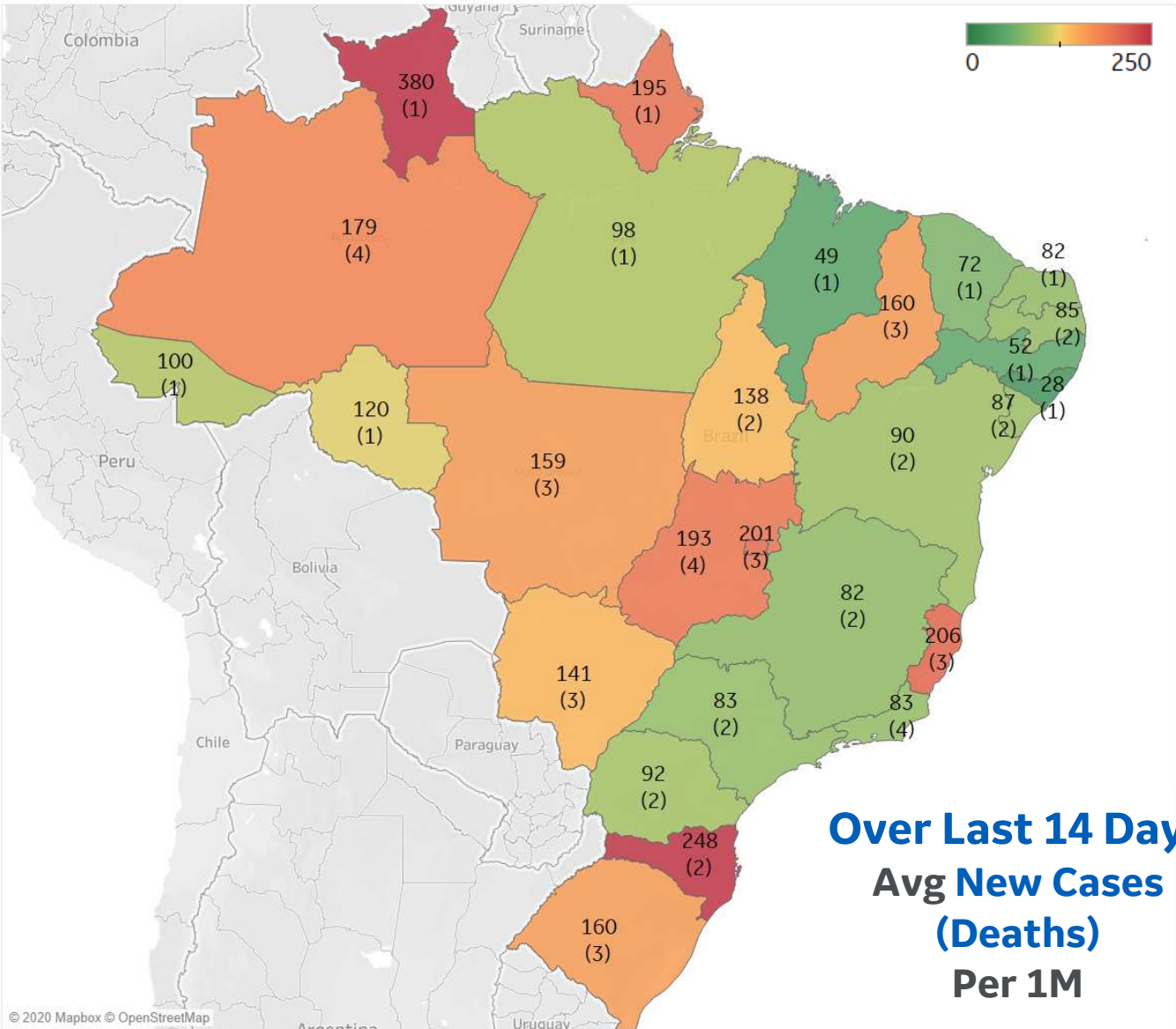
## Per 1M in Region

	Today	Change
Active Cases	1,709	-2%
Confirmed	48 new	+0.2%
Deaths	1 new	+0.1%
Recovered	81 new	+0.3%

## Most Daily New Cases / 1M

Santa Catarina	248
Espírito Santo	206
Distrito Federal	201
Goiás	193
Amazonas	179
Piauí	160
Rio Grande do ..	160
MatoGrosso	159
MatoGrosso d..	141
Tocantins	138

\* Excludes regions with population < 1M



Over Last 14 Days  
Avg New Cases  
(Deaths)  
Per 1M

\*Brazil data not updated. Values carried forward from 2 Nov



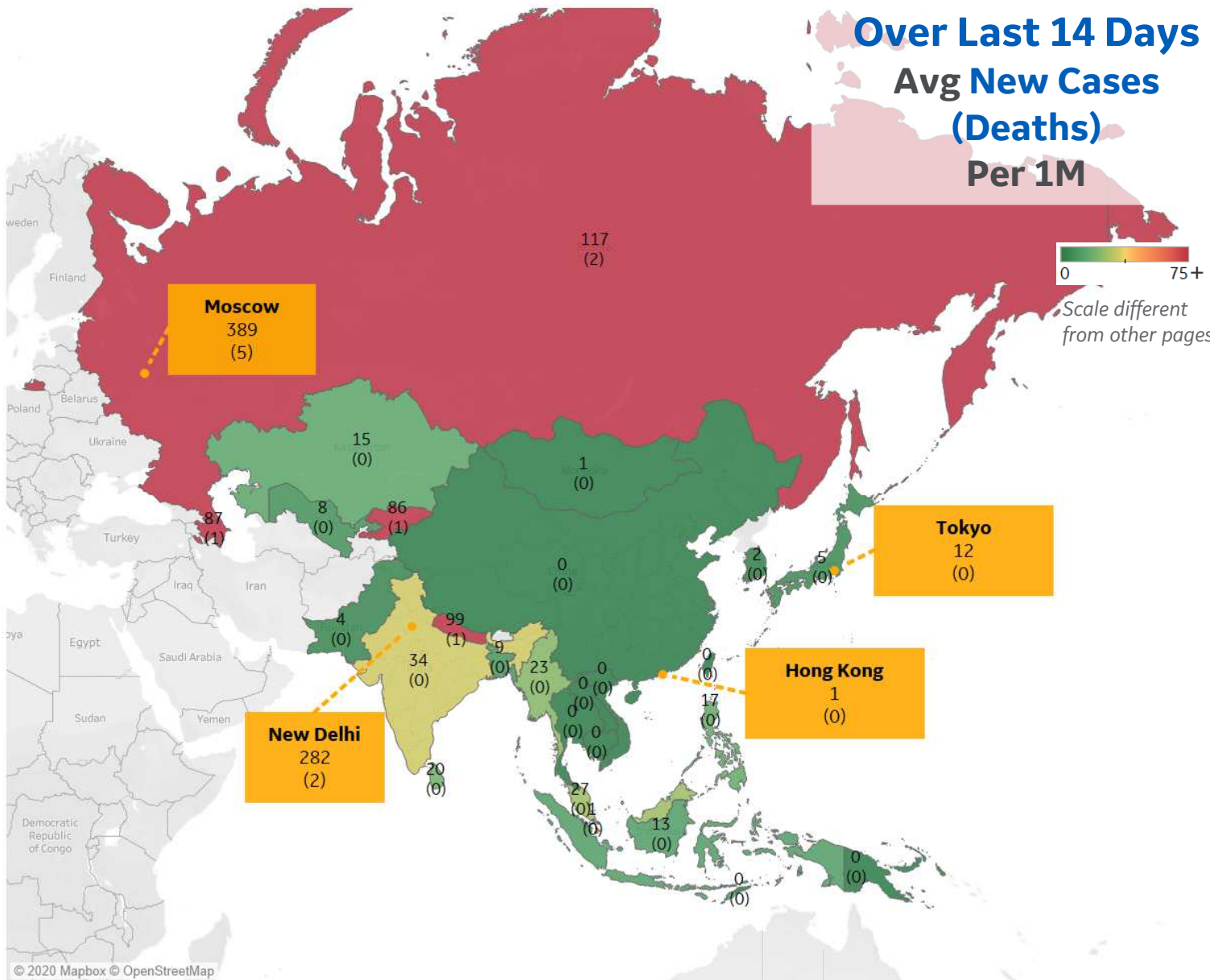
## Per 1M in Region

	Today	Change
Active Cases	277	+0%
Confirmed	19 new	+1%
Deaths	0.3 new	+0.6%
Recovered	19 new	+1%

## Most Daily New Cases / 1M

Russia	117
Nepal	99
Azerbaijan	87
Kyrgyzstan	86
India	34
Malaysia	27
Myanmar	23
Sri Lanka	20
Philippines	17
Kazakhstan	15

\* Excludes regions with population < 1M







## Per 1M in Region

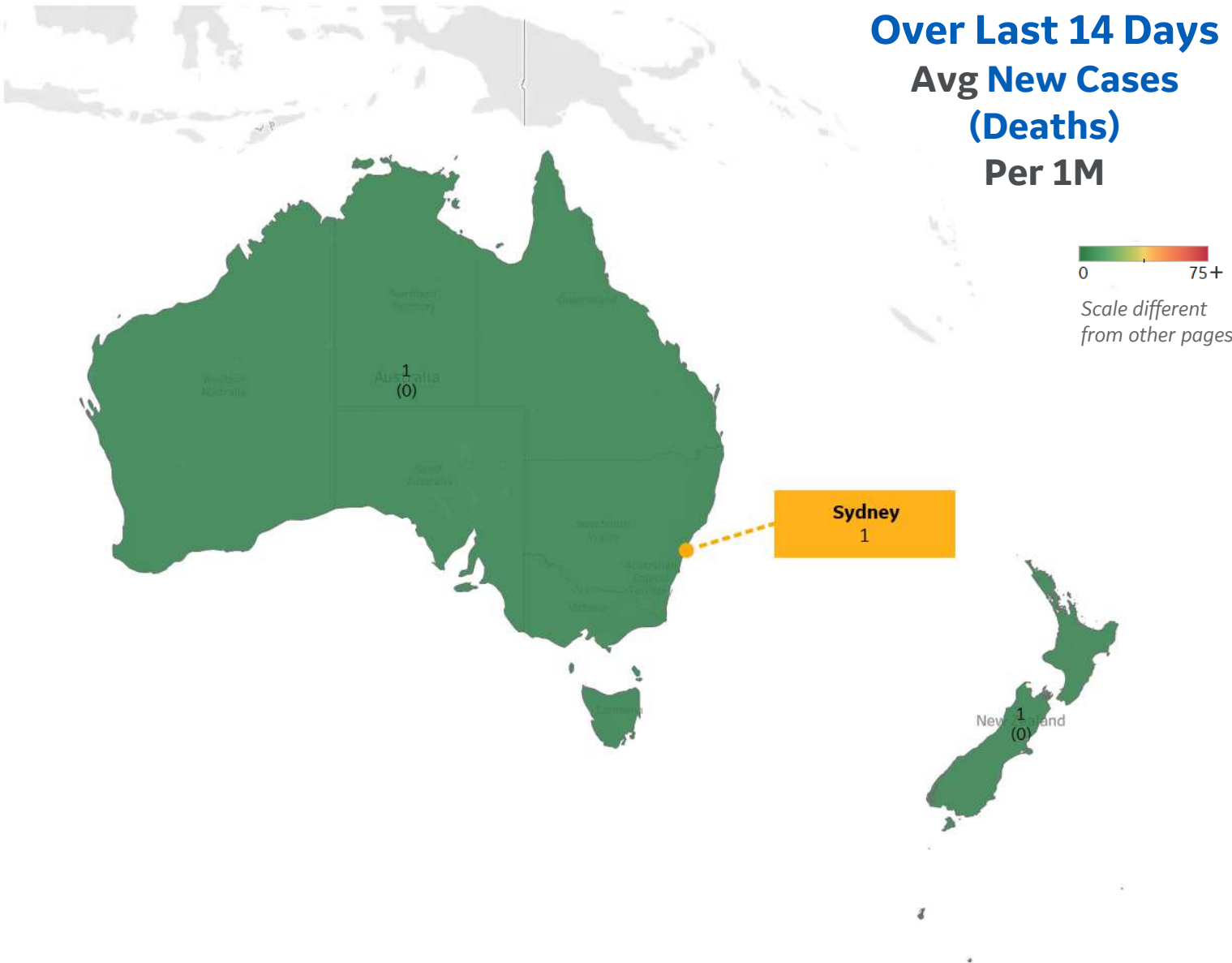
	Today	Change
Active Cases	44	-1%
Confirmed	1 new	+0%
Deaths	0 new	+0%
Recovered	1 new	+0%

## Most Daily New Cases / 1M

New Zealand	1
Australia	1

\* Excludes regions with population < 1M

## Over Last 14 Days Avg New Cases (Deaths) Per 1M





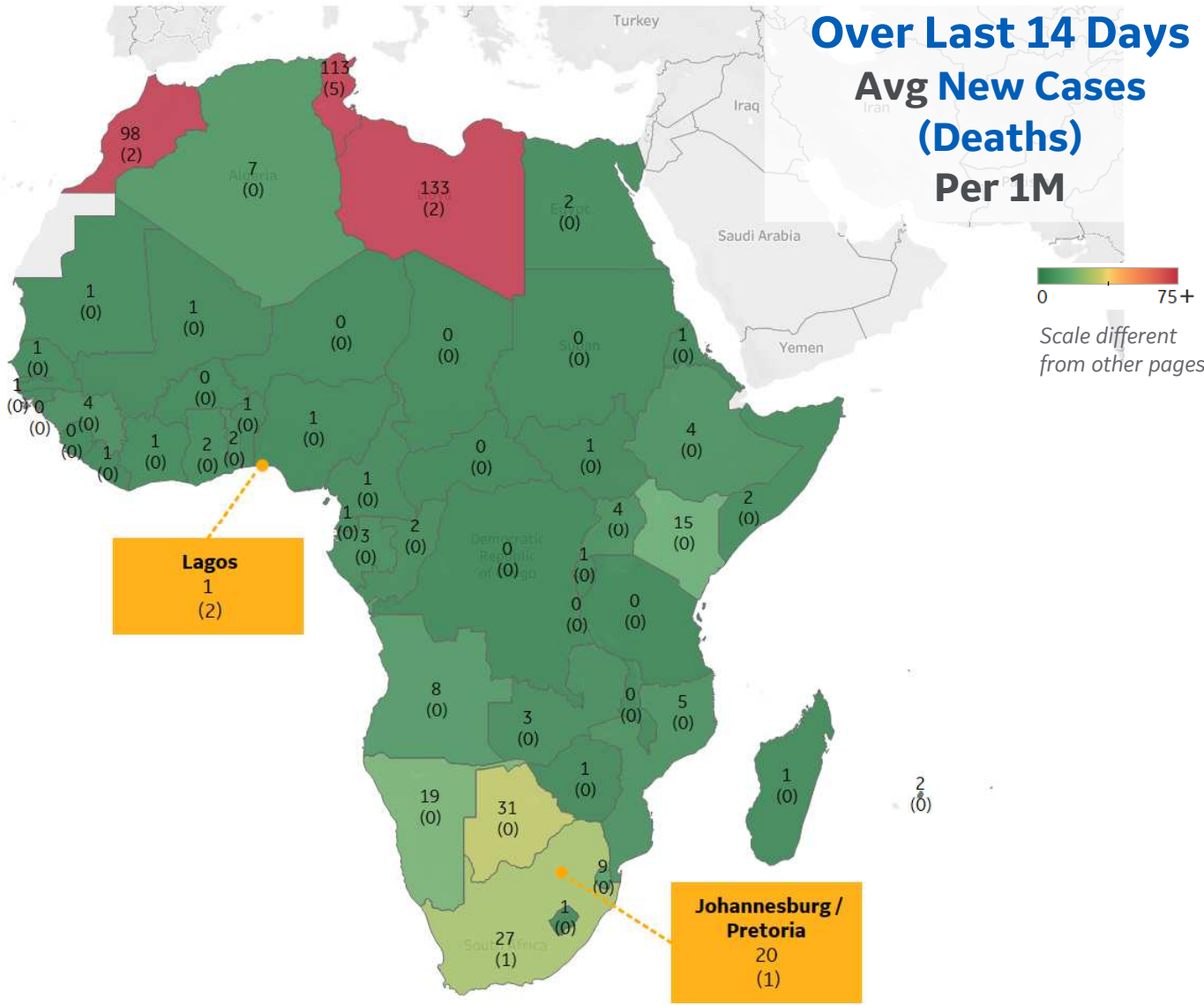
## Per 1M in Region

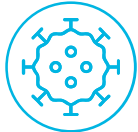
	Today	Change
Active Cases	216	+1%
Confirmed	8 new	+0.6%
Deaths	0.2 new	+0.7%
Recovered	6 new	+0.5%

## Most Daily New Cases / 1M

Libya	133
Tunisia	113
Morocco	98
Botswana	31
South Africa	27
Namibia	19
Kenya	15
Eswatini	9
Angola	8
Algeria	7

\* Excludes regions with population < 1M





\*\* Per 1M = Per 1 Million Population unless otherwise noted

**Johns Hopkins Coronavirus Resource Center:**

<https://coronavirus.jhu.edu/map.html>

**Worldometer Coronavirus Reporting:**

<https://www.worldometers.info/coronavirus/>

**Public Health England:**

<https://www.gov.uk/government/publications/covid-19-track-coronavirus-cases>

**US Department of Homeland Security, Homeland Infrastructure Foundation-Level Data:**

<https://hifld-geoplatform.opendata.arcgis.com/datasets/hospitals>

**City of New York, NYC Health:**

<https://www1.nyc.gov/site/doh/covid/covid-19-data.page>

**Chicago Coronavirus Latest Data:**

<https://www.chicago.gov/city/en/sites/covid-19/home/latest-data.html>

**National Health Commission of the PRC:**

<http://www.nhc.gov.cn/xcs/yqtb/202003/bf66696029ba420098164607240074f8.shtml>

**Korean Centers for Disease Control and Prevention:**

[http://www.cdc.go.kr/cdc\\_eng/](http://www.cdc.go.kr/cdc_eng/)

**CDC, Severe Outcomes Among Patients with Coronavirus Disease 2019 (COVID-19):**

<https://www.cdc.gov/mmwr/volumes/69/wr/mm6912e2.htm>

**Italian Department of Civil Protection, COVID Monitoring:**

<http://opendatadpc.maps.arcgis.com/apps/opsdashboard/index.html#/b0c68bce2cce478eaac82fe38d4138b1>

**The COVID Tracking Project:**

<https://covidtracking.com/data/>

**UK Office for National Statistics**

<https://www.ons.gov.uk/peoplepopulationandcommunity/birthsdeathsandmarriages/deaths/bulletins/deathsregister-edweeklyinenglandandwalesprovisional/weekending24april2020>

**COVID-19 Information for Switzerland:**

<https://www.corona-data.ch/>

**The COVID Tracking Project**

<https://covidtracking.com/data/api>

**European Centre for Disease Prevention and Control**

<https://www.ecdc.europa.eu/en/publications-data/download-data-hospital-and-icu-admission-rates-and-current-occupancy-covid-19>

**Provincial Health Services Authority of Canada, BC Center for Disease Control:**

<http://www.bccdc.ca/about/news-stories/stories/2020/information-on-novel-coronavirus>

**Secretary of Health, Mexico:**

<https://www.gob.mx/salud/en>

**OECD Economic Outlooks, Statistics:**

[https://www.oecd-ilibrary.org/economics/data/oecd-economic-outlook-statistics-and-projections\\_eo-data-en](https://www.oecd-ilibrary.org/economics/data/oecd-economic-outlook-statistics-and-projections_eo-data-en)

**Public Health Authority of Sweden:**

<https://www.folkhalsomyndigheten.se/smittykydd-beredskap/utbrott/aktuella-utbrott/covid-19/bekraftade-fall-i-sverige>

**National Public Health Agency of France:**

<https://www.santepubliquefrance.fr/regions/ile-de-france/documents/bulletin-regional/2020/covid-19-point-epidemiologique-en-ile-de-france-du-23-avril-2020>

**Florida Department of Health, COVID-19 Response:**

<https://floridahealthcovid19.gov>

**CDC:**

<https://www.cdc.gov/covid-data-tracker/index.html#demographics>

**CDC Provisional COVID19 Deaths Counts**

<https://data.cdc.gov/NCHS/Provisional-COVID-19-Death-Counts-by-Sex-Age-and-S/9bhg-hcku>

**Johns Hopkins Coronavirus Resource Center:**

<https://coronavirus.jhu.edu/map.html>

**WHO Europe, Surveillance Report:**

<http://www.euro.who.int/en/health-topics/health-emergencies/coronavirus-covid-19/weekly-surveillance-report>

**WHO Europe, Principles for Transition:**

<http://www.euro.who.int/en/media-centre/sections/statements/2020/statement-transition-to-a-new-normal-during-the-covid-19-pandemic-must-be-guided-by-public-health-principles>

**2000-2018 Age-adjusted Death Rates:**

<https://www.cdc.gov/nchs/data-visualization/mortality-trends/index.htm>

**Annual Estimates of the Resident Population by Sex, Age, Race Alone or in Combination, and Hispanic Origin: April 1, 2010 to July 1, 2019:**

<https://www.census.gov/data/datasets/time-series/demo/popest/2010s-national-detail.html>

**Weekly counts of deaths by jurisdiction and age group:**

<https://data.cdc.gov/NCHS/Weekly-counts-of-deaths-by-jurisdiction-and-age-gr/y5bj-9g5w>