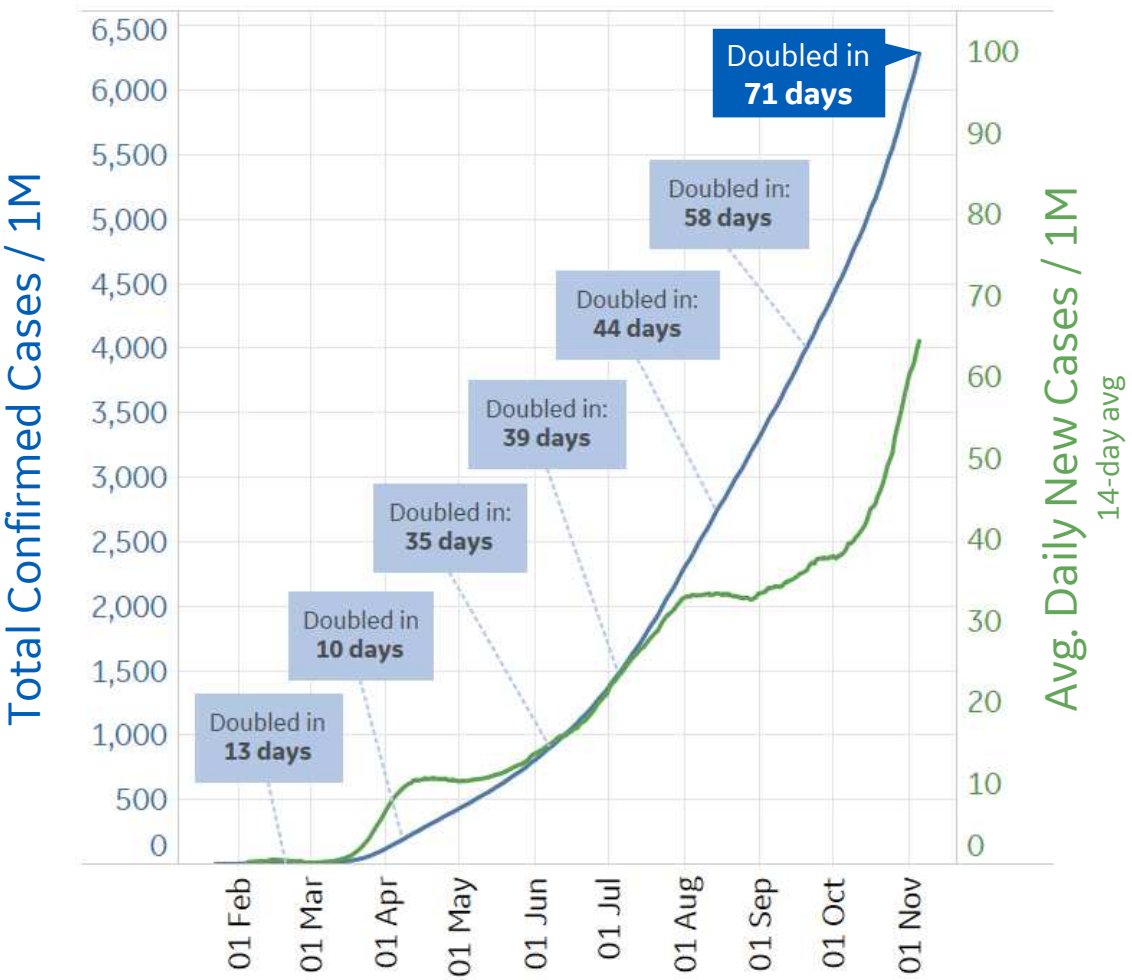




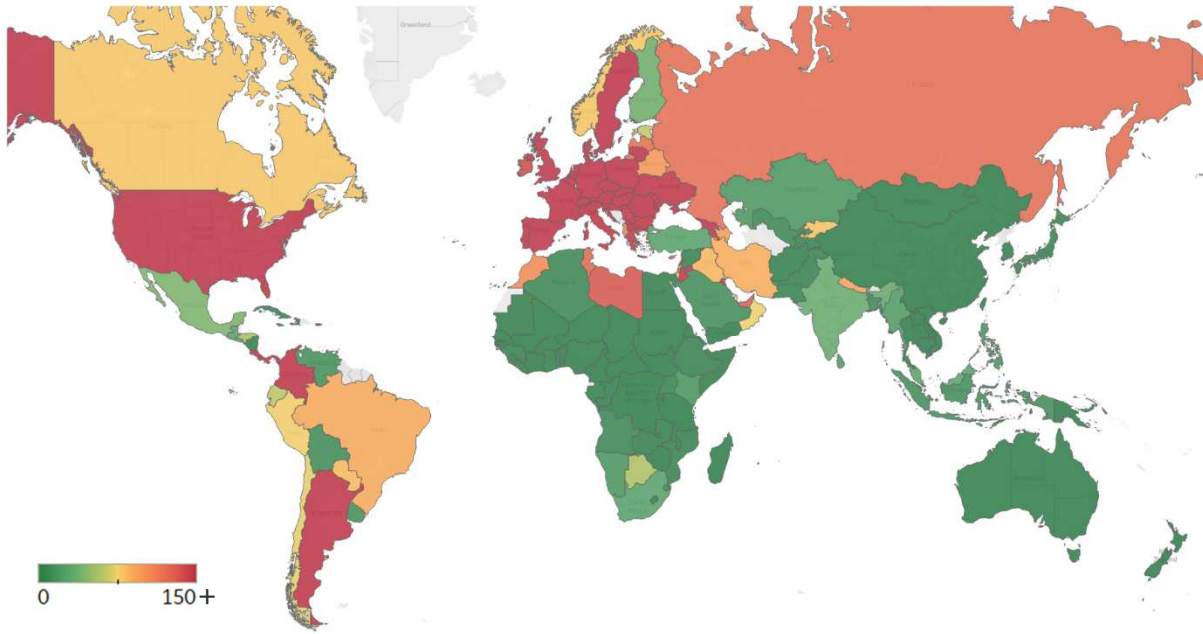
Global Confirmed & Active Cases

Trend since 22 Jan



Avg. Daily New Cases / 1M

Over the last 14 days



Per 1M:	New Today	Change from 30 Days Ago
Active	36	+56%
Confirmed	76	+36%
Deaths	1	+17%
Recovered	39	+29%
Worldwide Survival Rate	97.5%	+0.40%

Worldwide Survival Rate = (Total Confirmed - Total Deaths) / (Total Confirmed)



New Confirmed Cases & New Deaths

Key

World

North America

Europe

Middle East

Cent & South America

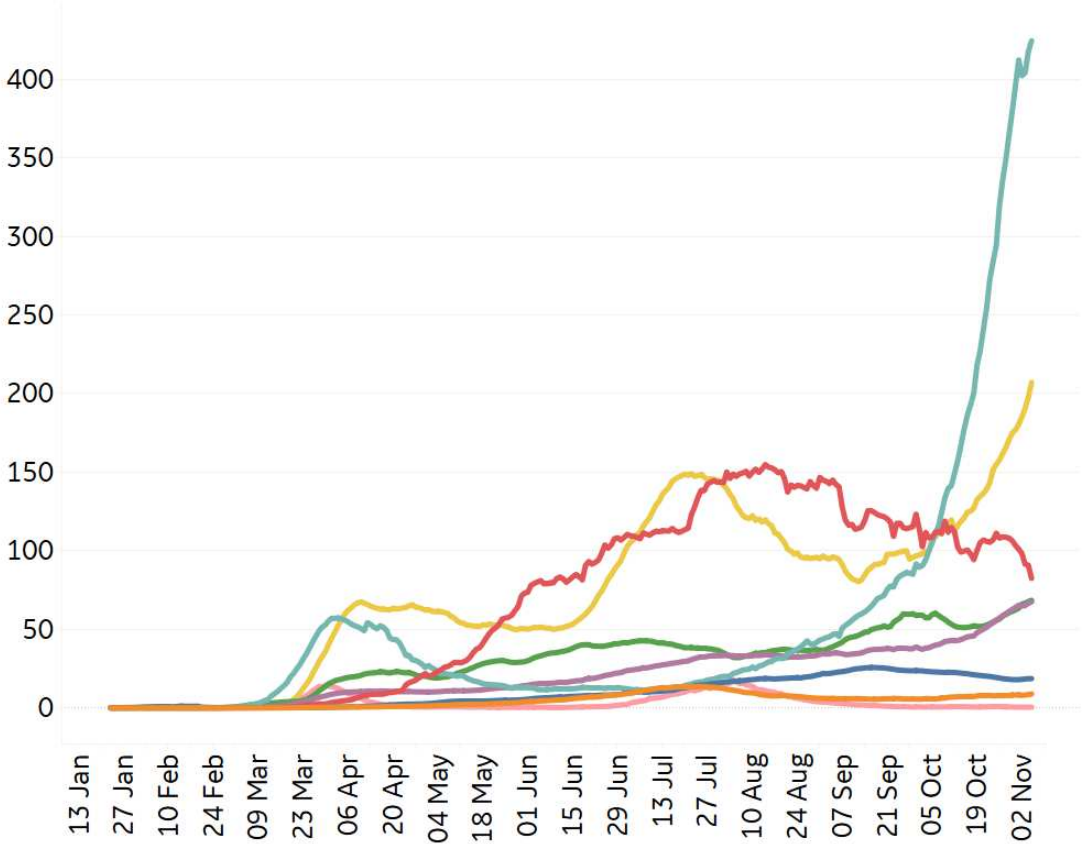
Asia

Africa

Oceania

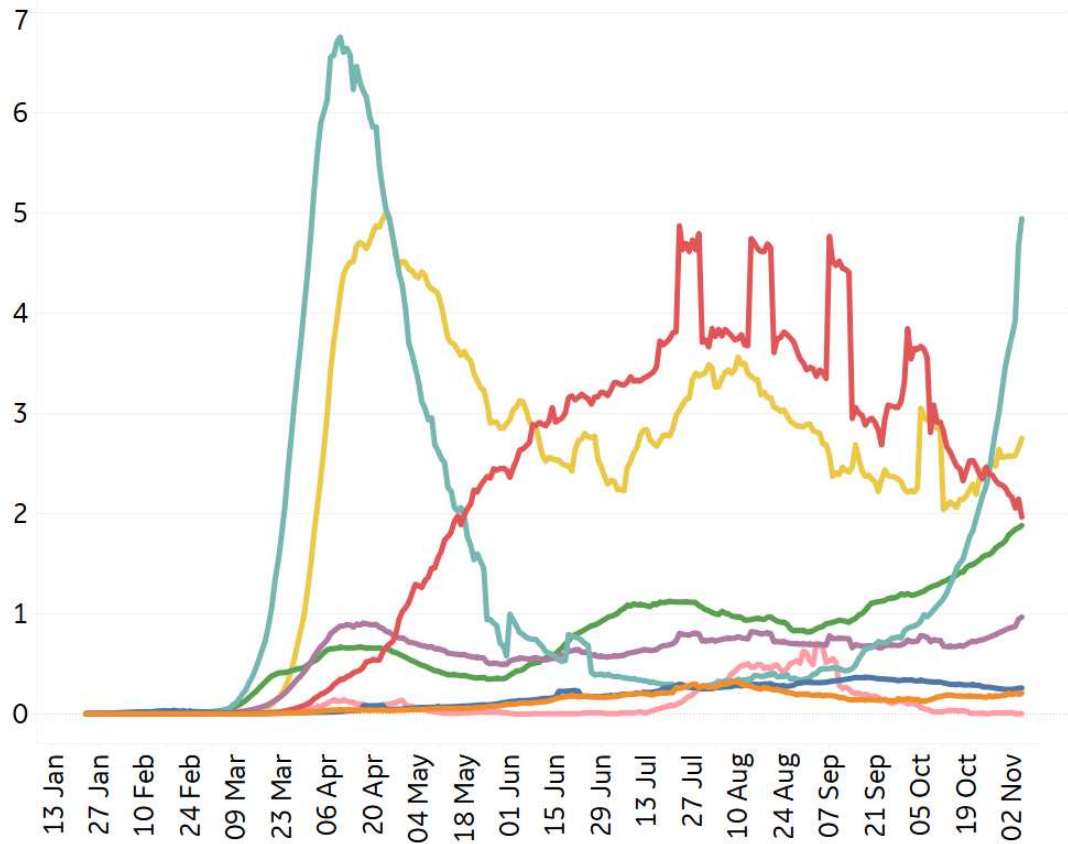
New Confirmed Cases / 1M

7-day rolling average



New Deaths / 1M

7-day rolling average





Top 50 Countries: Per 1M



1 - 25

	Average over last 7 days		Total Since 22 Jan			Change from 14d Ago in 14 day avg of daily new	
	New Confirmed	New Deaths	Total Confirmed	Total Recovered	Total Deaths	Confirmed	Deaths
Belgium	1,073	15	41,359	2,415	1,080	65%	318%
Peru	86	2	27,743	25,424	1,053	-21%	-23%
Spain	447	9	27,940	3,216	823	57%	116%
Brazil	64	1	26,299	23,891	758	-10%	-25%
Chile	71	2	27,023	25,803	753	-8%	-2%
Bolivia	9	1	12,182	9,714	751	-29%	-48%
Argentina	231	7	26,928	22,793	725	-17%	-8%
UK	333	5	16,594	N/A**	710	26%	115%
US	286	3	29,025	11,425	710	49%	16%
Italy	492	5	13,643	5,166	665	182%	264%
Panama	150	3	31,651	26,671	639	2%	-3%
Colombia	182	4	21,972	19,872	633	22%	5%
France	703	7	25,263	1,988	599	84%	186%
Sweden	291	1	14,037	N/A**	594	187%	89%
North Macedo..	467	7	17,458	10,812	520	91%	112%
Armenia	700	10	33,599	20,294	498	76%	172%
Moldova	189	4	19,724	14,680	463	4%	4%
Netherlands	504	4	23,176	353	457	20%	117%
Bos. and Herz.	473	10	17,528	9,049	427	159%	154%
EU	466	5	16,709	4,548	421	92%	158%
Czechia	1,092	20	36,600	20,009	404	38%	155%
Romania	355	6	14,389	9,933	392	61%	50%
Ireland	108	1	12,971	4,732	391	-33%	15%
Kosovo	277	4	12,034	8,628	390	230%	232%
South Africa	26	1	12,349	11,323	332	-7%	-42%

26 - 50

	Average over last 7 days		Total Since 22 Jan			Change from 14d Ago in 14 day avg of daily new	
	New Confirmed	New Deaths	Total Confirmed	Total Recovered	Total Deaths	Confirmed	Deaths
Israel	79	2	36,662	35,275	300	-61%	-34%
Switzerland	936	7	22,228	10,064	295	195%	1300%
Costa Rica	188	3	22,234	13,573	281	-13%	-8%
Iraq	78	1	12,080	10,373	277	1%	-13%
Honduras	57	1	10,008	4,256	276	-20%	3%
Portugal	400	4	15,391	8,723	264	103%	146%
Oman	68	2	22,881	20,934	250	-33%	1%
Slovenia	769	11	18,956	7,480	212	164%	488%
Dom. Rep.	36	0	11,825	9,799	208	-6%	9%
Russia	125	2	11,516	8,628	199	24%	39%
Bahrain	134	1	48,557	46,974	192	-25%	-59%
Kuwait	165	1	30,170	28,039	186	5%	-11%
Poland	530	6	11,614	4,464	171	149%	148%
Croatia	542	6	13,779	10,004	159	187%	211%
Saudi Arabia	12	1	10,023	9,640	157	-2%	-18%
Austria	565	3	13,890	8,553	136	200%	218%
West Bank an..	130	1	12,276	10,554	110	29%	7%
Belarus	102	0	10,828	9,387	105	56%	-19%
Lebanon	236	2	12,761	6,598	99	25%	36%
Georgia	464	5	11,736	7,814	96	124%	92%
Qatar	71	0	46,292	45,266	81	4%	0%
UAE	120	0	13,883	13,648	51	5%	-8%
Slovakia	467	2	12,230	2,834	48	75%	279%
Singapore	1	0	9,920	9,903	5	11%	-100%
Total World	67	1	6,208	4,117	158	35%	24%

*Change from 14d ago:
Compares 14d-avgs. of Daily New Cases/Deaths
today with 14d-avgs. from 14d ago

In the past 7 days, confirmed cases in the **UK** increased 19% (+2,668 cases per 1M)

Sorted by Total Deaths / 1M
Top 50 countries selected by Cases / 1M
Excluded countries with population < 1M

N/A** due to inconsistent reporting of Recovered Cases



Top 50 Countries: Raw Volume

Updated 06 Nov 2020, 3:30 GMT

4

1 - 25	Average over last 7 days		Total Since 22 Jan			Change from 14d Ago in 14 day avg of daily new	
	New Confirmed	New Deaths	Total Confirmed	Total Recovered	Total Deaths	Confirmed	Deaths
US	94,626	895	9,607,336	3,781,751	234,927	49%	16%
EU	207,697	2,352	7,439,523	2,025,069	187,409	92%	158%
Brazil	13,664	305	5,590,025	5,078,162	161,106	-10%	-25%
India	46,125	556	8,411,724	7,765,966	124,985	-24%	-29%
Mexico	5,198	428	949,197	809,063	93,772	8%	47%
UK	22,573	309	1,126,469	N/A**	48,210	26%	115%
Italy	29,755	296	824,879	312,339	40,192	182%	264%
France	45,877	433	1,648,989	129,759	39,088	84%	186%
Spain	20,890	407	1,306,316	150,376	38,486	57%	116%
Iran	8,285	410	654,936	505,287	36,985	67%	42%
Peru	2,828	59	914,722	838,265	34,730	-21%	-23%
Argentina	10,461	332	1,217,028	1,030,137	32,766	-17%	-8%
Colombia	9,265	183	1,117,977	1,011,166	32,209	22%	5%
Russia	18,464	311	1,699,695	1,271,349	29,285	23%	34%
South Africa	1,521	73	732,414	671,579	19,677	-7%	-42%
Chile	1,362	41	516,582	493,250	14,404	-8%	-2%
Indonesia	3,107	92	425,796	357,142	14,348	-15%	1%
Ecuador	783	15	171,783	149,048	12,730	34%	-36%
Belgium	12,440	173	479,341	27,987	12,520	65%	318%
Iraq	3,117	51	489,571	420,206	11,175	0%	-9%
Germany	18,974	115	631,172	394,616	11,110	158%	214%
Turkey	2,284	77	386,820	332,379	10,639	26%	15%
Canada	3,157	44	253,482	210,429	10,432	24%	68%
Bolivia	102	9	142,201	113,386	8,768	-29%	-48%
Ukraine	8,852	156	443,630	192,602	8,148	37%	38%

26 - 50	Average over last 7 days		Total Since 22 Jan			Change from 14d Ago in 14 day avg of daily new	
	New Confirmed	New Deaths	Total Confirmed	Total Recovered	Total Deaths	Confirmed	Deaths
Netherlands	8,640	74	397,112	6,045	7,836	20%	117%
Romania	6,823	111	276,802	191,085	7,540	61%	50%
Philippines	1,827	37	389,725	349,543	7,409	-19%	-12%
Pakistan	1,152	18	340,251	317,086	6,923	63%	28%
Poland	21,068	242	466,679	177,681	6,842	144%	145%
Bangladesh	1,607	19	416,006	333,588	6,021	5%	-5%
Sweden	2,942	5	141,764	N/A**	6,002	187%	89%
Saudi Arabia	415	18	349,386	336,068	5,489	-1%	-14%
Czechia	11,697	210	391,945	214,272	4,330	38%	155%
Morocco	4,130	70	240,951	197,215	4,059	24%	43%
Guatemala	437	9	109,849	99,753	3,766	0%	-20%
Panama	646	11	136,567	115,078	2,756	2%	-3%
Portugal	4,105	45	161,350	91,453	2,740	92%	154%
Israel	678	19	317,863	306,113	2,639	-58%	-30%
Switzerland	8,209	61	202,504	87,100	2,628	177%	1520%
Dom. Rep.	416	4	128,824	106,650	2,260	-1%	-2%
Kazakhstan	476	5	114,826	107,339	1,857	211%	22%
Costa Rica	971	12	114,367	70,002	1,444	-13%	-9%
Oman	390	11	117,167	107,368	1,286	-31%	1%
Austria	5,509	30	132,515	80,604	1,268	207%	217%
Nepal	3,037	21	185,974	148,408	1,052	-25%	8%
Kuwait	710	5	129,638	120,564	799	2%	-22%
UAE	1,180	3	138,599	136,118	508	1%	-6%
Qatar	210	0	133,619	130,680	232	3%	-60%
Total World	522,380	7,464	48,680,103	32,192,465	1,233,313	35%	28%

*Change from 14d ago:
Compares 14d-avgs. of Daily New Cases/Deaths today with 14d-avgs. from 14d ago

Since the first of the month, **Global** cases increased 6% (+2,609,281 cases)

Sorted by Raw Total Deaths
Top 50 countries selected by Total Cases
Excluded countries with population < 1M

N/A** due to inconsistent reporting of Recovered Cases



United States: Per 1M



1 - 25

	Average over last 7 days		Total Since 22 Jan			Change from 14d Ago* in 14 day avg of daily new	
	New Confirmed	New Deaths	Total Confirmed	Total Recovered	Total Deaths	Confirmed	Deaths
New Jersey	204	1	27,833	4,244	1,847	73%	37%
New York	115	2	26,669	4,124	1,730	43%	54%
Massachusetts	199	3	23,962	19,100	1,463	75%	12%
Connecticut	265	2	21,614	2,749	1,306	108%	107%
Louisiana	123	3	39,973	37,044	1,290	1%	3%
Rhode Island	464	4	33,747	2,720	1,154	73%	7%
Mississippi	254	5	41,627	35,562	1,144	5%	11%
DC	123	1	25,054	19,345	921	48%	0%
Arizona	202	3	34,727	5,814	836	55%	97%
Illinois	604	4	35,807	N/A	814	79%	36%
Florida	218	2	38,523	N/A	790	41%	-42%
Michigan	404	3	21,855	12,125	784	104%	36%
North Dakota	1,632	18	65,398	52,511	782	53%	36%
S. Carolina	196	3	35,279	18,322	775	11%	-2%
Georgia	155	3	34,695	N/A	765	26%	-9%
Delaware	176	4	26,447	14,054	735	21%	142%
Pennsylvania	197	2	17,630	12,922	697	58%	14%
Maryland	155	1	24,805	1,365	692	40%	23%
Arkansas	362	7	38,889	34,733	675	15%	-1%
Indiana	498	5	29,140	19,113	670	60%	38%
Texas	250	3	33,435	27,680	652	54%	40%
Alabama	292	3	40,618	17,228	617	46%	-11%
Nevada	316	3	34,206	815	592	39%	1%
Iowa	885	5	45,163	31,073	575	104%	27%
South Dakota	1,316	13	57,820	41,891	545	58%	80%

26 - 51

	Average over last 7 days		Total Since 22 Jan			Change from 14d Ago* in 14 day avg of daily new	
	New Confirmed	New Deaths	Total Confirmed	Total Recovered	Total Deaths	Confirmed	Deaths
New Mexico	423	6	24,375	10,623	516	54%	139%
Tennessee	311	5	39,796	35,655	514	19%	63%
Missouri	520	5	32,594	N/A	508	33%	14%
Ohio	321	2	20,119	15,283	467	71%	69%
Minnesota	571	3	29,233	24,438	463	81%	31%
California	120	1	24,217	N/A	452	32%	-28%
N. Carolina	227	4	27,237	23,486	434	18%	29%
Virginia	151	1	21,932	2,494	432	20%	-16%
Colorado	471	2	21,013	1,436	409	113%	50%
Montana	817	9	34,589	21,801	381	26%	59%
Wisconsin	857	6	42,924	33,211	377	44%	76%
Idaho	546	4	38,935	17,464	375	28%	136%
Kansas	494	3	30,968	945	370	53%	-25%
New Hampshire	109	0	8,684	7,190	357	63%	-27%
Oklahoma	349	4	32,821	28,227	357	3%	41%
Nebraska	728	3	40,329	23,662	348	49%	19%
Kentucky	383	2	25,802	4,545	343	55%	5%
Washington	131	1	14,780	N/A	319	40%	34%
West Virginia	246	3	14,813	11,257	269	47%	41%
Utah	608	2	38,769	28,022	197	41%	11%
Wyoming	716	4	26,624	16,776	181	75%	164%
Oregon	137	1	11,342	1,392	168	71%	83%
Hawaii	67	0	10,998	8,446	155	4%	-69%
Alaska	518	1	24,843	9,740	115	124%	100%
Maine	84	0	5,401	4,278	112	182%	0%
Vermont	37	0	3,691	3,026	93	112%	N/A

*Change from 14d ago:
Compares 14d-avgs. of Daily New Cases/Deaths
today with 14d-avgs. from 14d ago

Compared to 14 days ago, average daily new cases are trending up in **all 50 states**

Sorted by Total Deaths / 1M

N/As due to states revising and updating case counts



United States: Raw Volume

1 - 25

	Average over last 7 days		Total Since 22 Jan			Change from 14d Ago* in 14 day avg of daily new	
	New Confirmed	New Deaths	Total Confirmed	Total Recovered	Total Deaths	Confirmed	Deaths
New York	2,234	30	518,812	80,225	33,657	43%	54%
Texas	7,253	90	969,490	802,611	18,907	54%	40%
California	4,744	43	956,854	N/A	17,860	32%	-28%
Florida	4,679	45	827,380	N/A	16,961	41%	-42%
New Jersey	1,810	10	247,219	37,696	16,403	73%	37%
Illinois	7,654	53	453,738	N/A	10,313	79%	36%
Massachusetts	1,371	19	165,161	131,646	10,085	75%	12%
Pennsylvania	2,516	26	225,698	165,424	8,923	58%	14%
Georgia	1,646	29	368,368	N/A	8,126	26%	-9%
Michigan	4,031	26	218,263	121,093	7,833	104%	36%
Arizona	1,470	24	252,768	42,317	6,087	55%	97%
Louisiana	570	12	185,825	172,210	5,995	1%	3%
Ohio	3,748	27	235,170	178,646	5,461	71%	69%
Connecticut	945	7	77,060	9,800	4,656	108%	107%
N. Carolina	2,377	38	285,661	246,318	4,548	18%	29%
Indiana	3,349	36	196,176	128,674	4,511	60%	38%
Maryland	940	8	149,964	8,255	4,182	40%	23%
S. Carolina	1,007	15	181,639	94,333	3,992	11%	-2%
Virginia	1,288	7	187,202	21,289	3,688	20%	-16%
Tennessee	2,127	35	271,771	243,492	3,509	19%	63%
Mississippi	757	14	123,887	105,839	3,405	5%	11%
Missouri	3,191	32	200,042	N/A	3,117	33%	14%
Alabama	1,430	16	199,158	84,471	3,026	46%	-11%
Minnesota	3,222	20	164,865	137,824	2,609	81%	31%
Washington	999	10	112,550	N/A	2,431	40%	34%

26 - 51

	Average over last 7 days		Total Since 22 Jan			Change from 14d Ago* in 14 day avg of daily new	
	New Confirmed	New Deaths	Total Confirmed	Total Recovered	Total Deaths	Confirmed	Deaths
Colorado	2,713	12	121,006	8,268	2,353	113%	50%
Wisconsin	4,990	35	249,924	193,369	2,194	44%	76%
Arkansas	1,093	20	117,360	104,816	2,037	15%	-1%
Nevada	973	8	105,360	2,511	1,824	39%	1%
Iowa	2,792	16	142,491	98,037	1,814	104%	27%
Kentucky	1,710	10	115,277	20,304	1,534	55%	5%
Oklahoma	1,383	15	129,873	111,695	1,413	3%	41%
Rhode Island	491	4	35,750	2,881	1,222	73%	7%
New Mexico	887	13	51,110	22,274	1,082	54%	139%
Kansas	1,441	10	90,220	2,753	1,079	53%	-25%
Delaware	171	4	25,753	13,685	716	21%	142%
Oregon	578	5	47,839	5,870	710	71%	83%
Nebraska	1,409	5	78,012	45,772	674	49%	19%
Idaho	976	8	69,579	31,210	671	28%	136%
DC	87	1	17,682	13,653	650	48%	0%
Utah	1,950	5	124,292	89,837	632	41%	11%
North Dakota	1,244	14	49,837	40,017	596	53%	36%
New Hampshire	149	1	11,808	9,776	486	63%	-27%
West Virginia	440	5	26,547	20,175	482	47%	41%
South Dakota	1,164	11	51,151	37,059	482	58%	80%
Montana	874	10	36,968	23,300	407	26%	59%
Hawaii	94	1	15,572	11,958	219	4%	-69%
Maine	113	1	7,260	5,751	150	182%	0%
Wyoming	415	3	15,409	9,709	105	75%	164%
Alaska	379	1	18,174	7,125	84	124%	100%
Vermont	23	0	2,303	1,888	58	112%	N/A

*Change from 14d ago:
Compares 14d-avgs. of Daily New Cases/Deaths
today with 14d-avgs. from 14d ago

New cases in the **US** today mark a new peak of +121,888 cases

Sorted by Raw Total Deaths

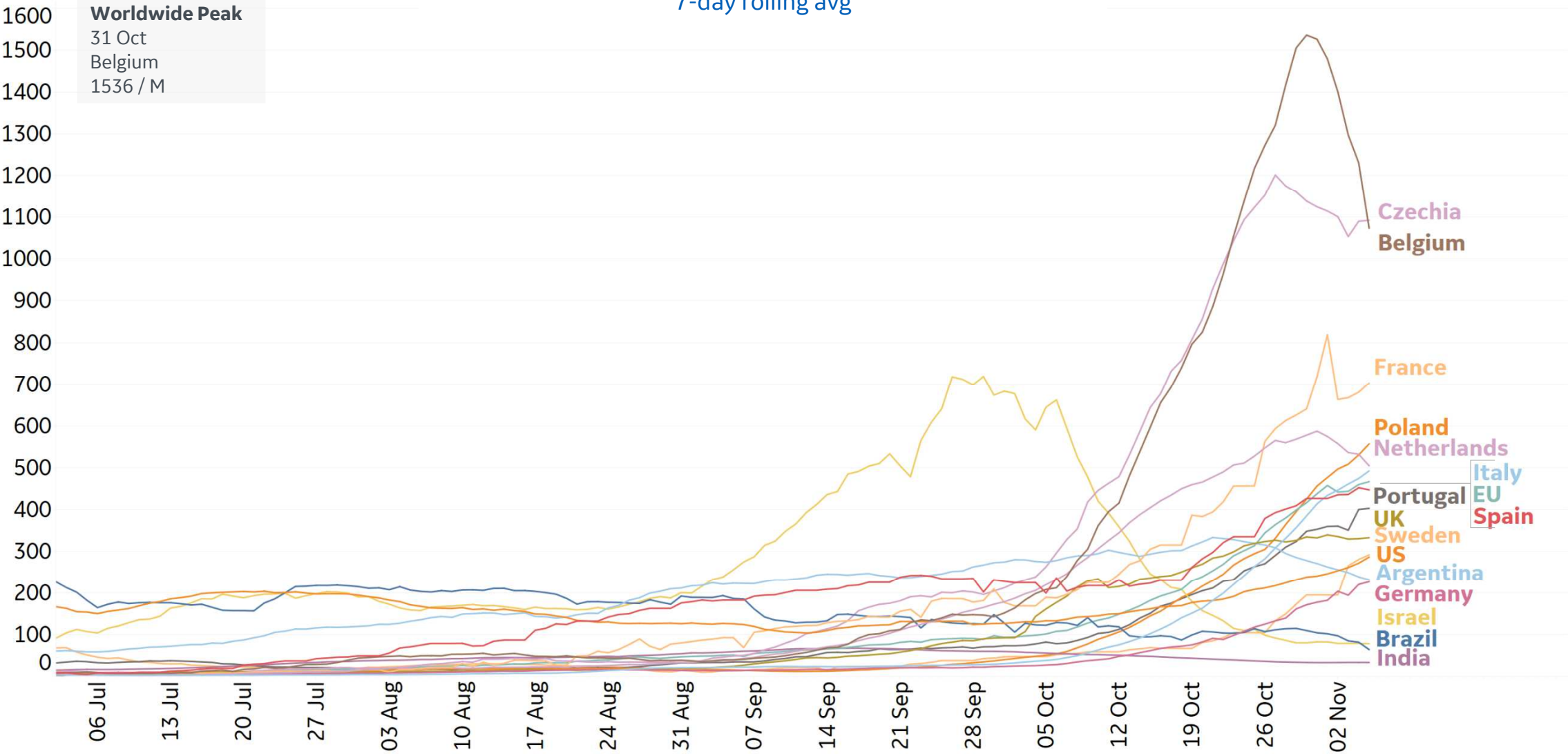
N/As due to states revising and updating case counts



New Confirmed Cases in Select Countries



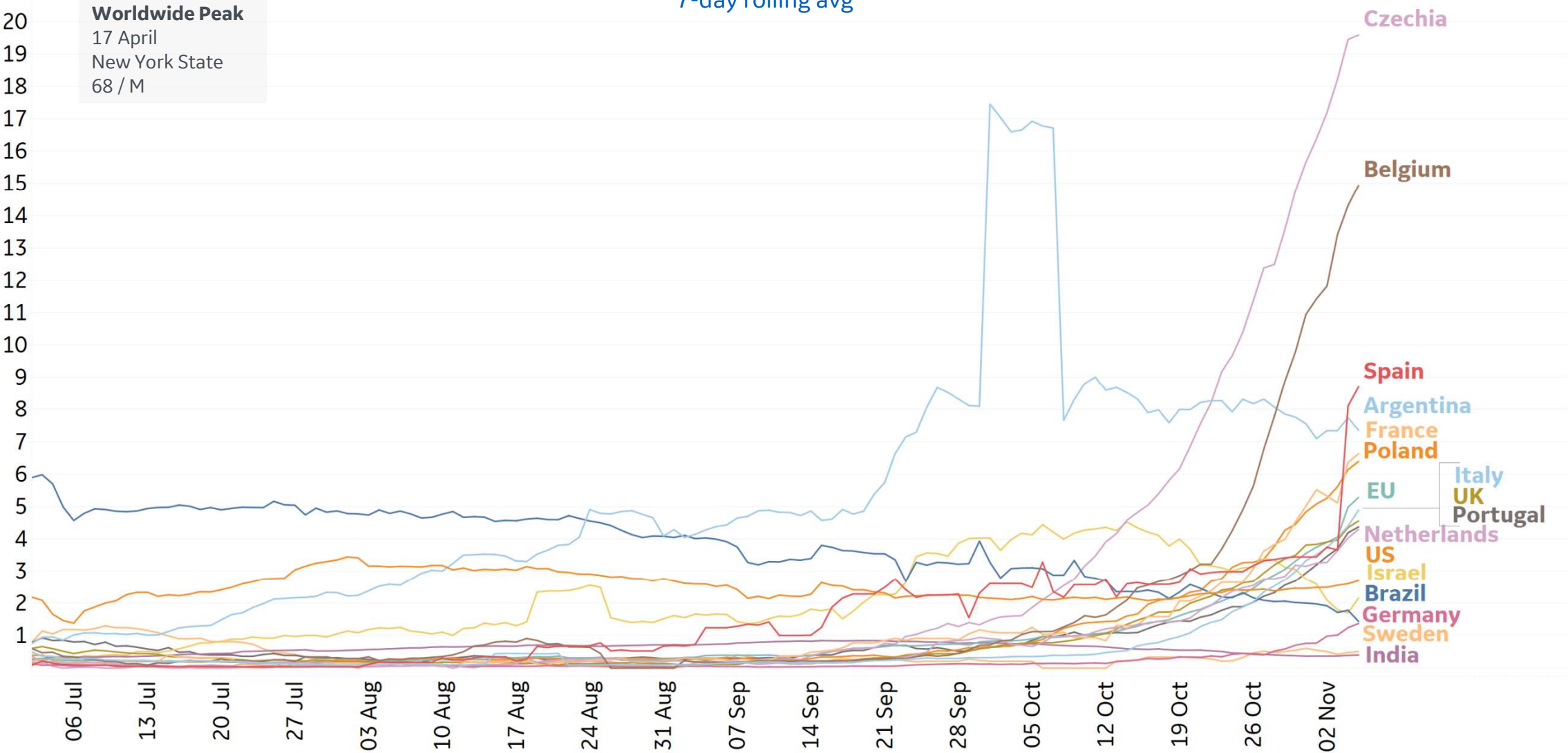
Daily New Confirmed Cases / 1M
7-day rolling avg





New Deaths in Select Countries

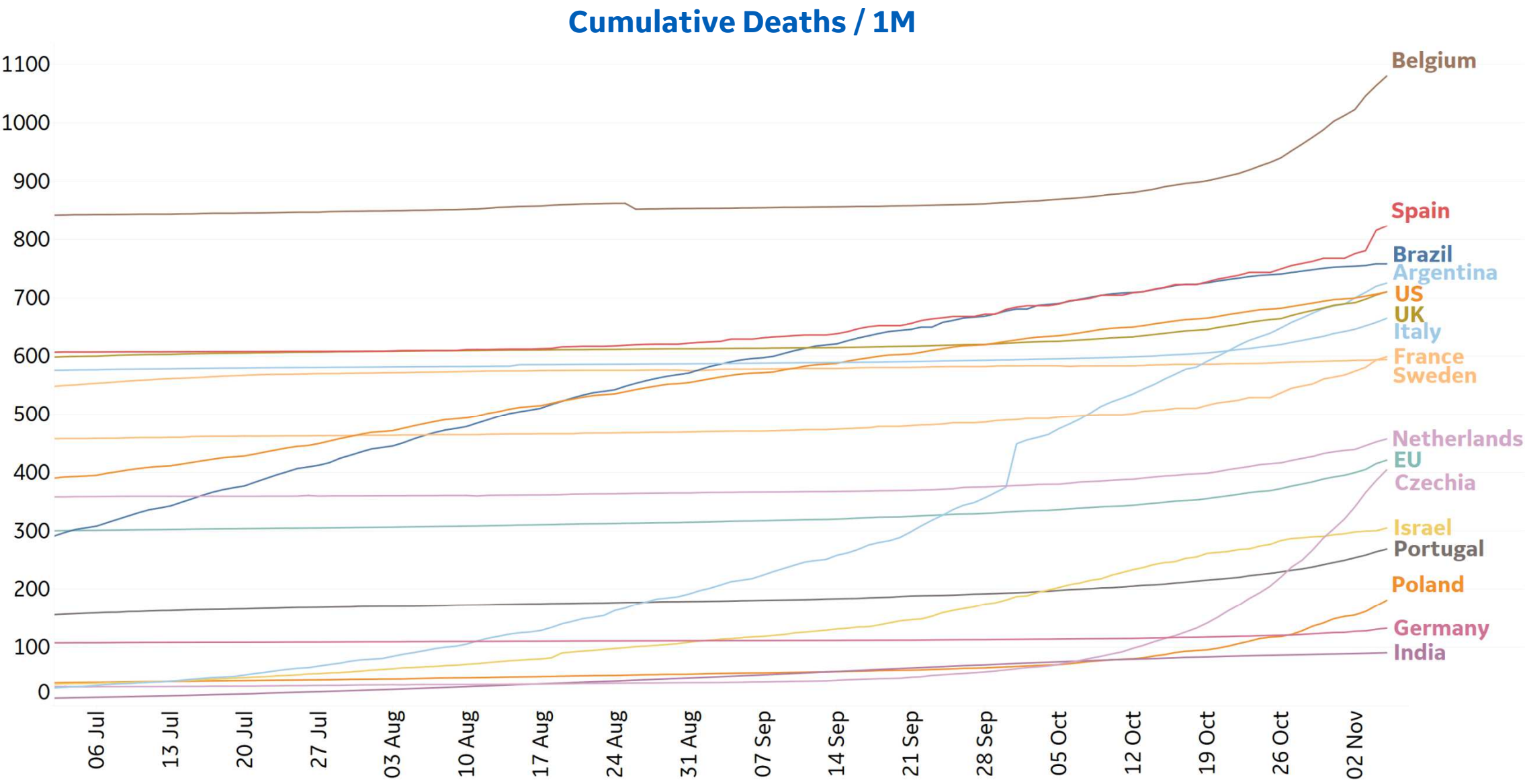
Daily New Deaths / 1M
7-day rolling avg



*Large jump in Argentina's daily new deaths due to batched reporting of previously unreported fatalities on 1 Oct

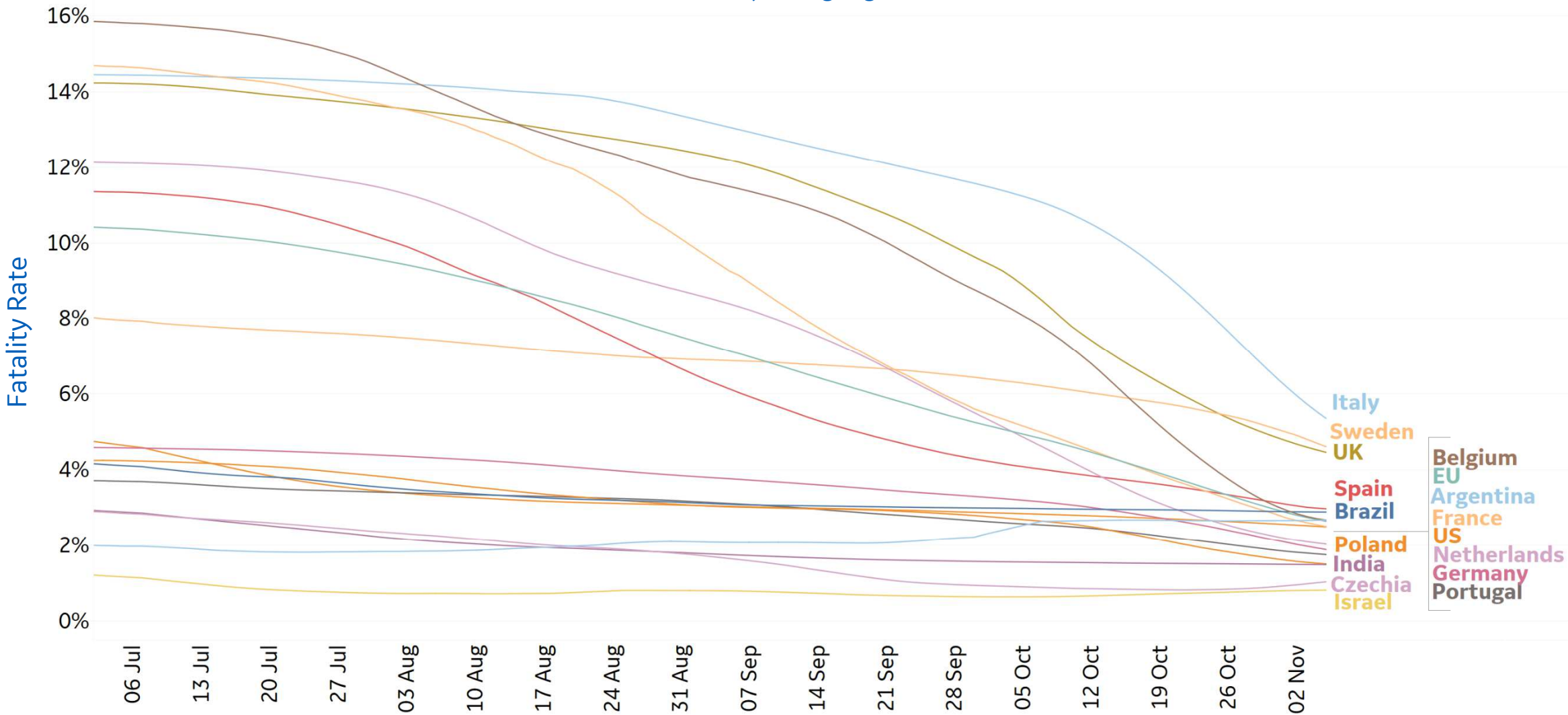


Cumulative Deaths in Select Countries



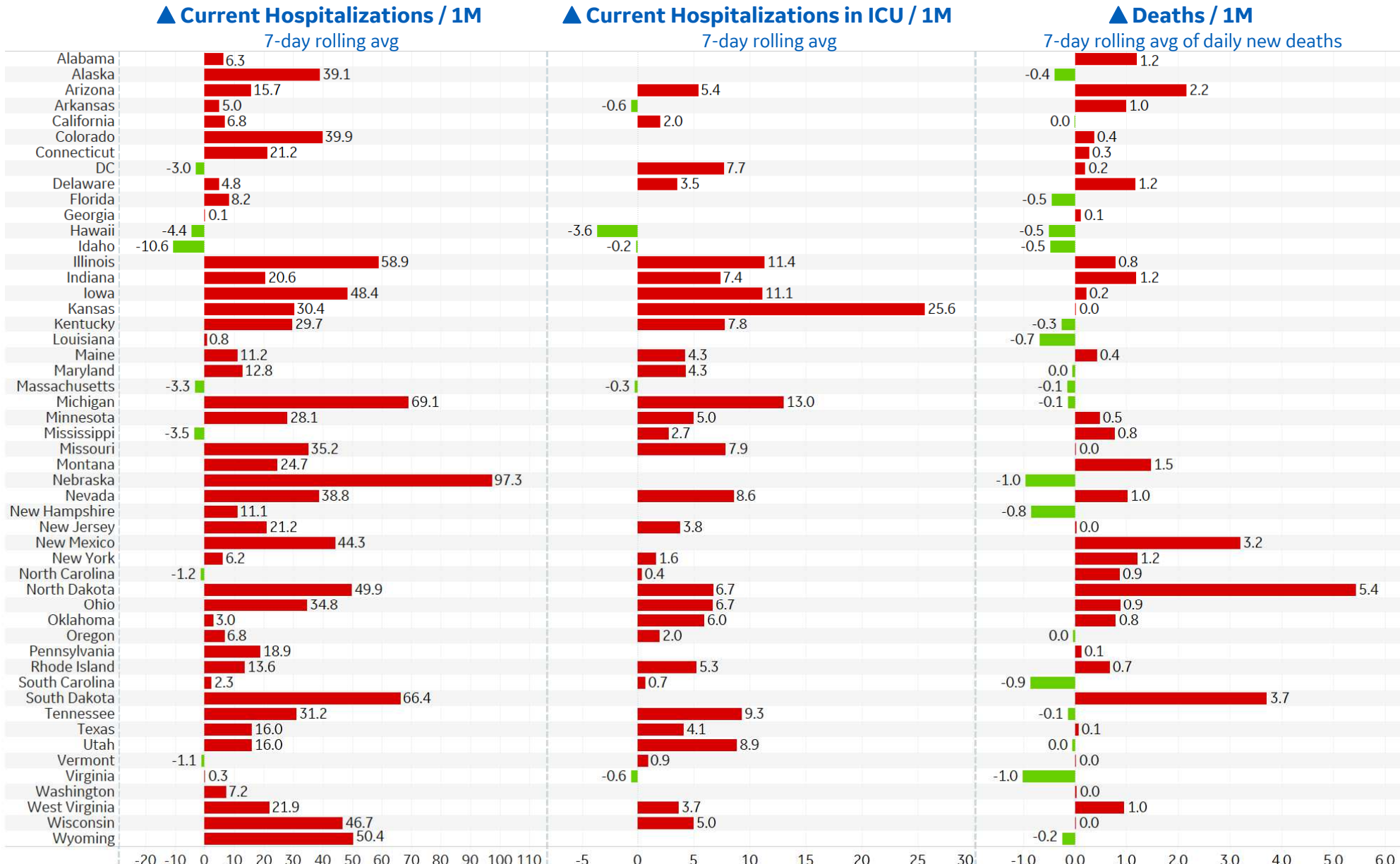


7-day rolling avg





Feature: US Changes from Previous Week



*Blank rows indicate insignificant or missing data

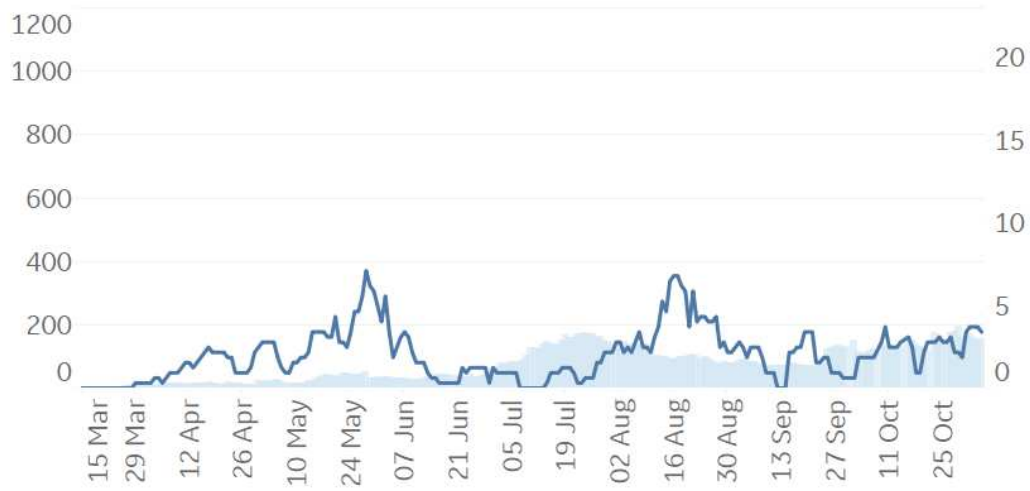


Feature: Trends in CC Ecosystem Cities

Daily New Confirmed Cases / 1M (Bars)

7-day Rolling Avg

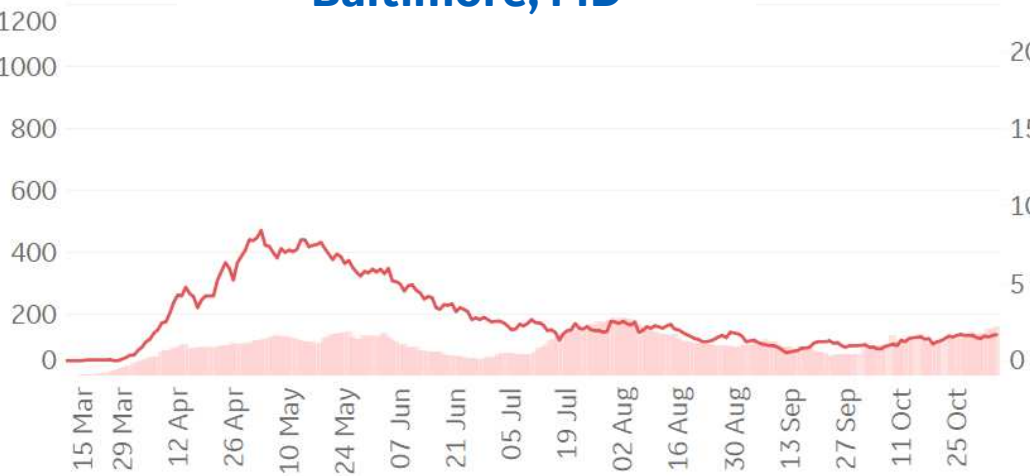
Asheville, NC



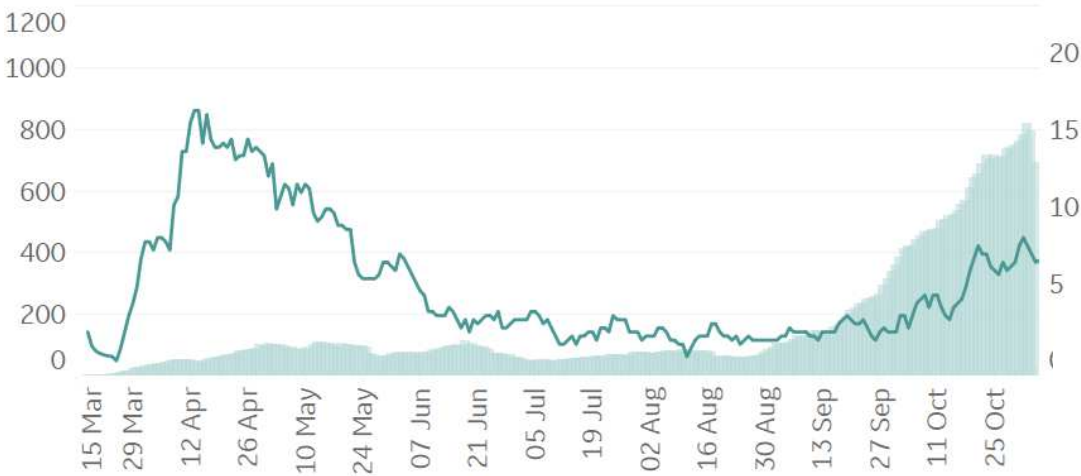
Bakersfield, CA



Baltimore, MD



Bradford, UK



Daily New Deaths / 1M (Lines)
7-day Rolling Avg



Feature: Trends in CC Ecosystem Cities

Durham, NC

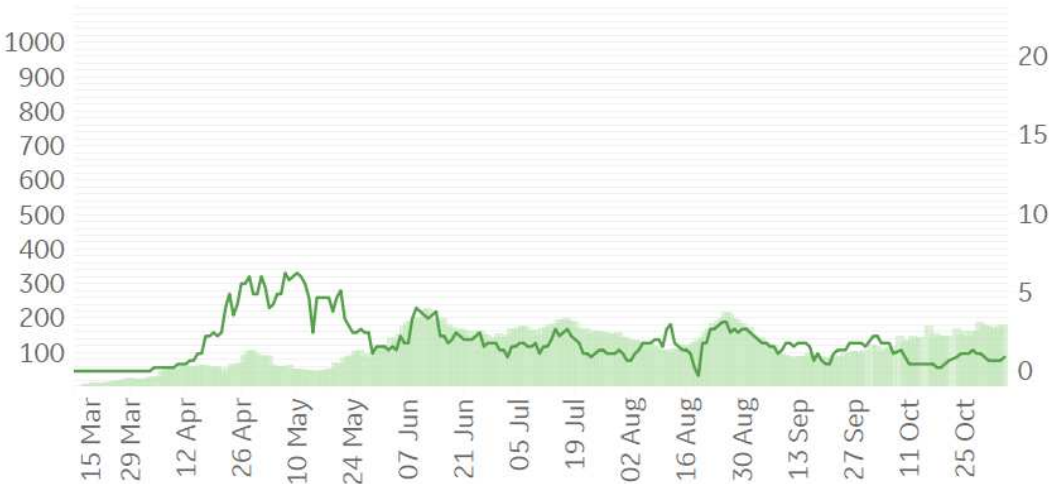
Hanford, CA

Los Angeles, CA

Cincinnati, OH

Daily New Confirmed Cases / 1M (Bars)

Daily New Deaths / 1M (Lines)



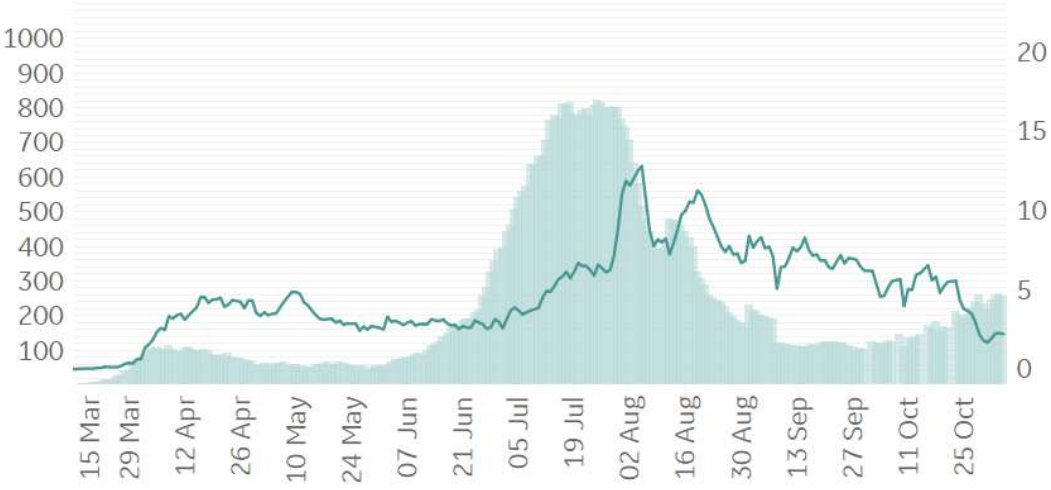


Feature: Trends in CC Ecosystem Cities

Daily New Confirmed Cases / 1M (Bars)

7-day Rolling Avg

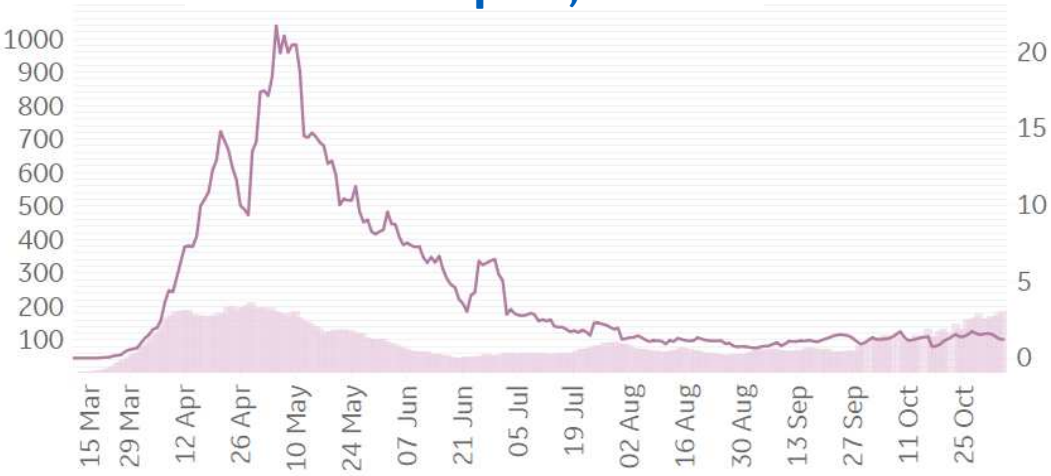
Miami, FL



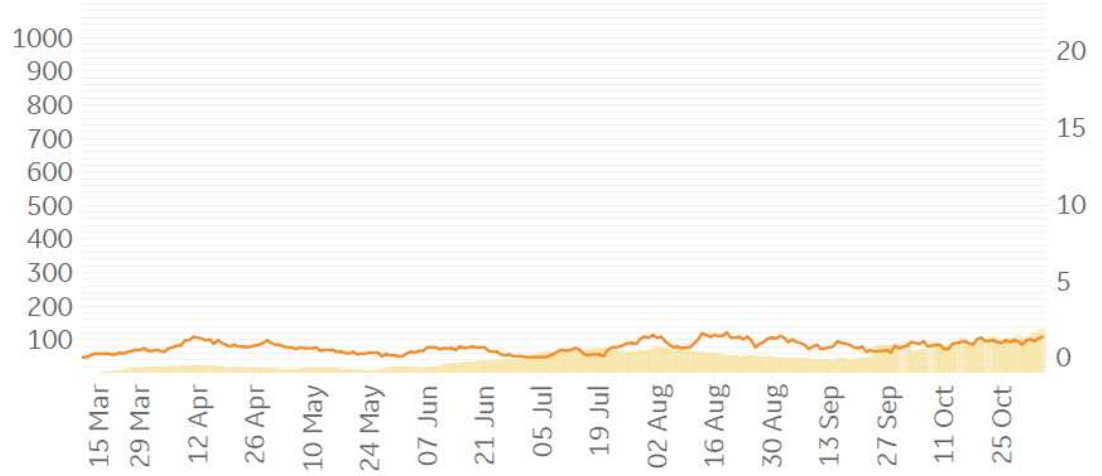
Orlando, FL



Philadelphia, PA



Portland, OR



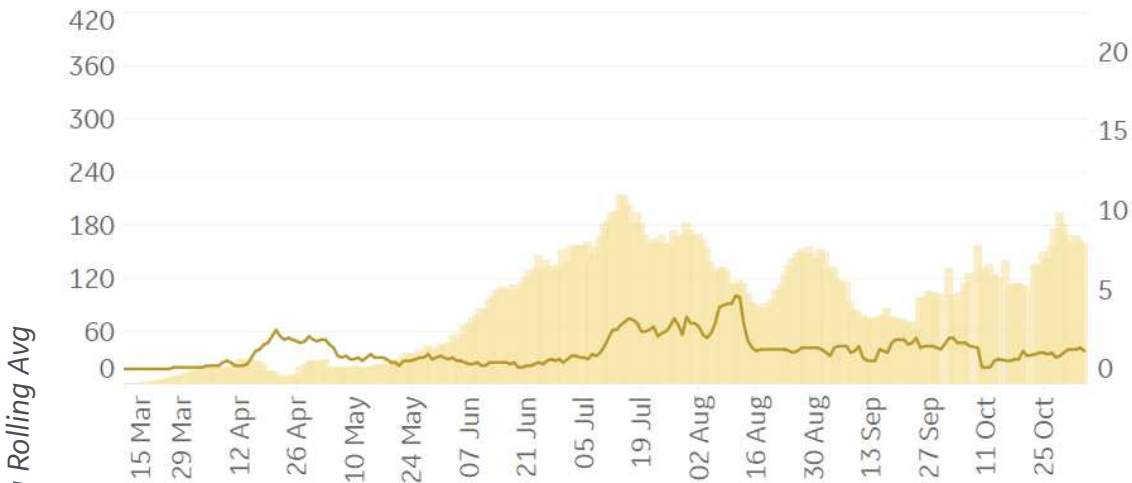
Daily New Deaths / 1M (Lines)
7-day Rolling Avg



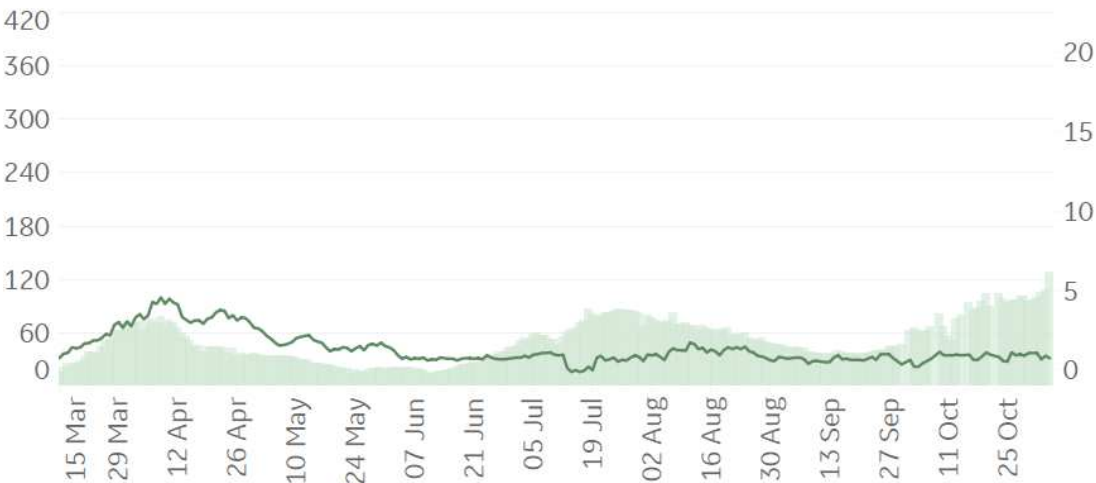
Feature: Trends in CC Ecosystem Cities

Raleigh, NC

Daily New Confirmed Cases / 1M (Bars)



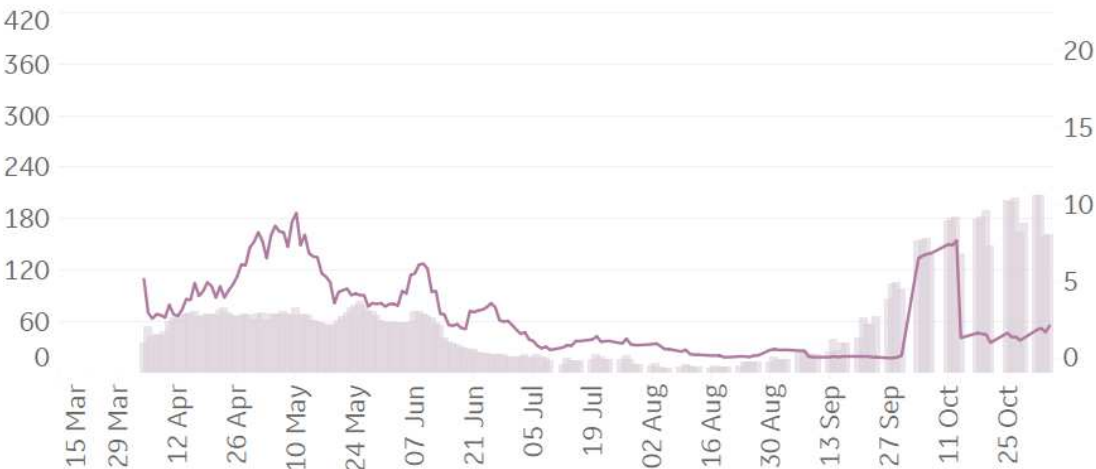
Seattle, WA



Tampa, FL



Toronto, Canada



Daily New Deaths / 1M (Lines)

7-day Rolling Avg



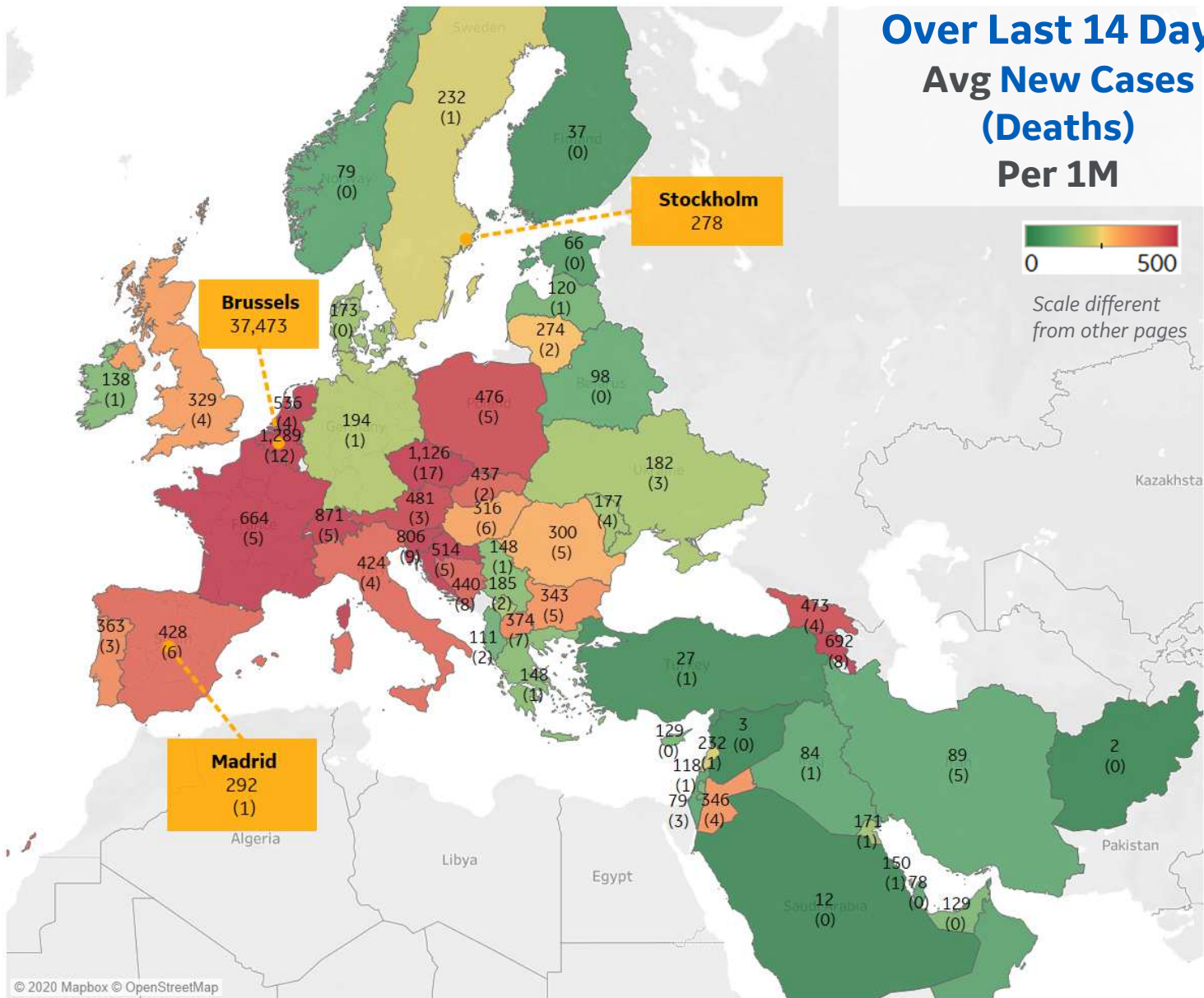
Per 1M in Region

	Today	Change
Active Cases	7,536	+3%
Confirmed	340 new	+3%
Deaths	4 new	+1%
Recovered	97 new	+2%

Most Daily New Cases / 1M

Belgium	1,289
Czechia	1,126
Switzerland	871
Slovenia	806
Armenia	692
France	664
Netherlands	536
Croatia	514
Austria	481
Poland	476

* Excludes regions with population < 1M



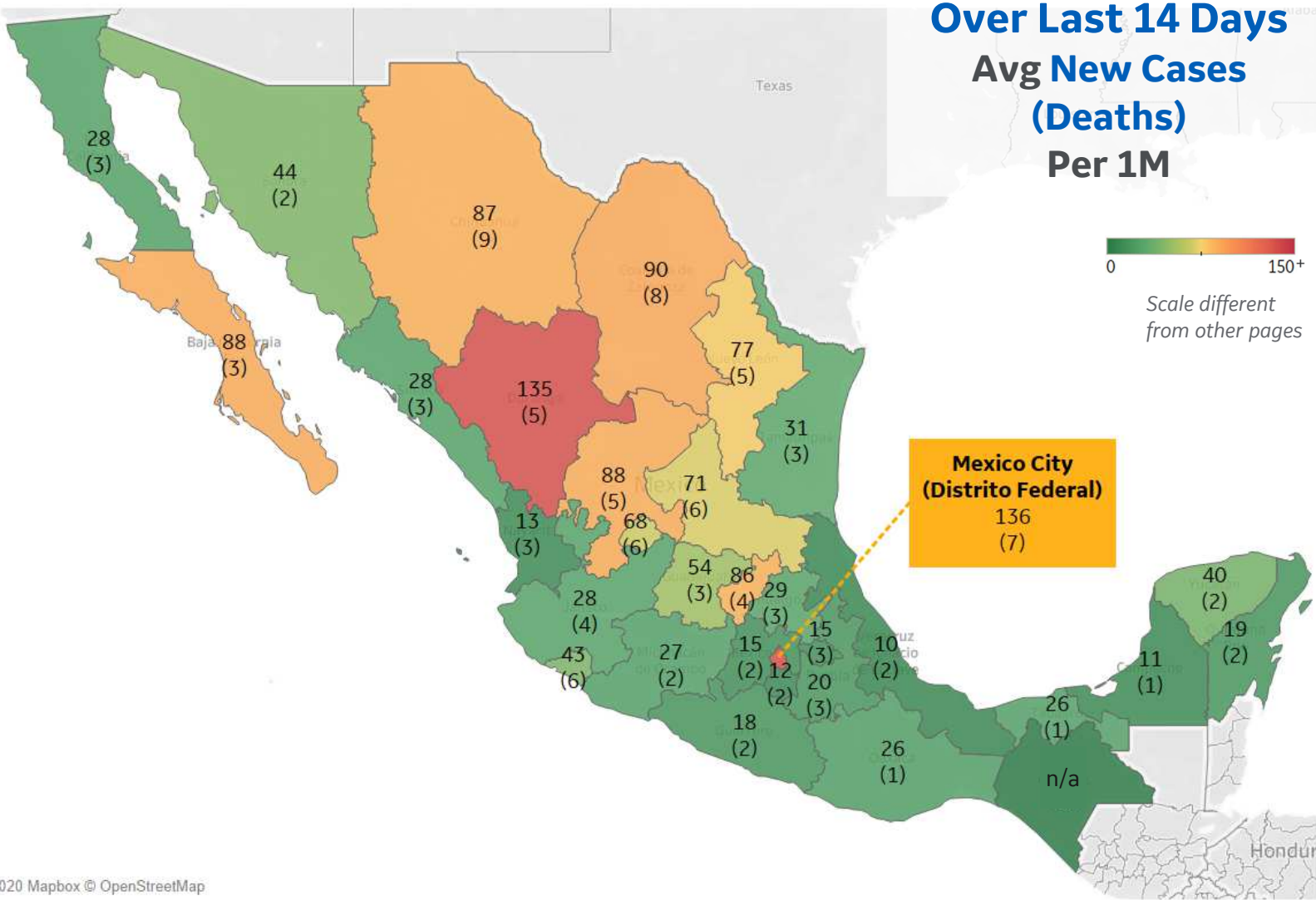


Per 1M in Region

	Today	Change
Active Cases	360	+2%
Confirmed	43 new	+0.6%
Deaths	4 new	+0.6%
Recovered	32 new	+0.5%

Most Daily New Cases / 1M

Distrito Federal	136
Durango	135
Coahuila	90
Baja California Sur	88
Zacatecas	88
Chihuahua	87
Querétaro	86
Nuevo León	77
San Luis Potosí	71
Aguascalientes	68

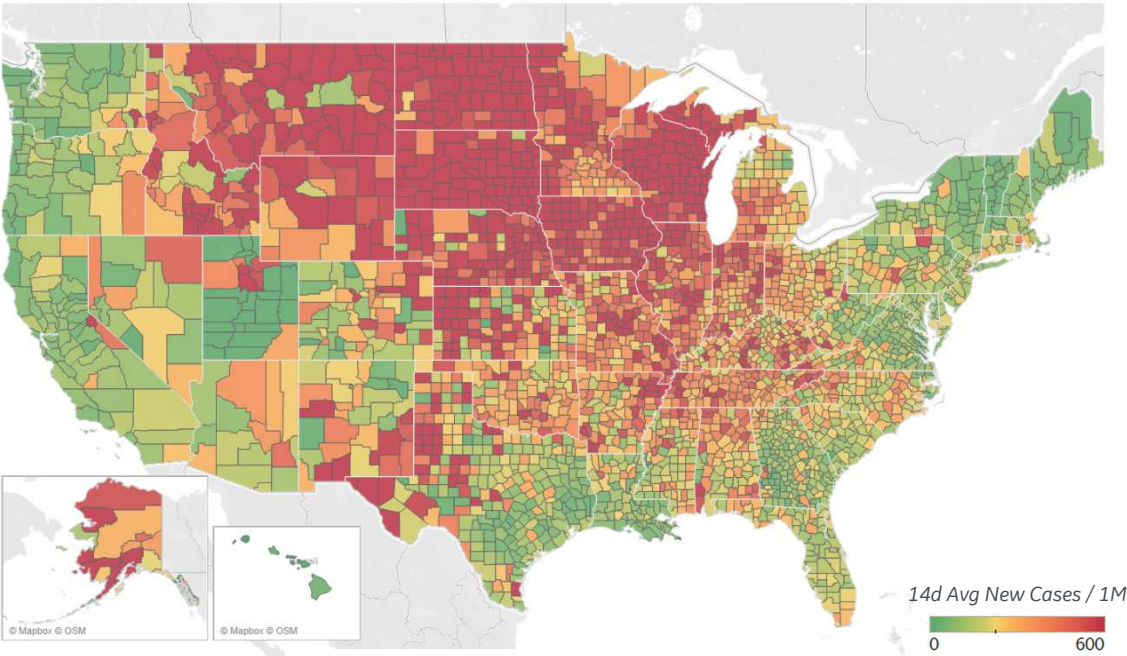


*Mexico data not updated. Values carried forward from 5 Nov



US Counties: Recent Cases and Deaths

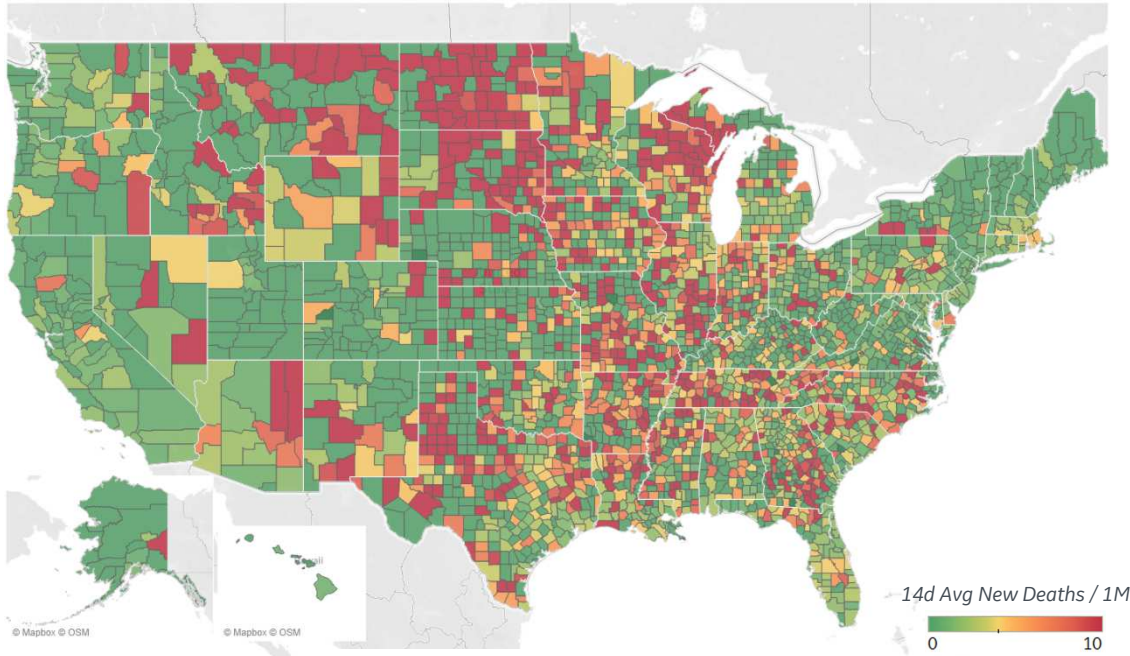
Average New Cases per 1M Over Last 14 Days



Top 10 by New Confirmed Avg New Confirmed Cases / 1M

El Paso County, TX	2,014
Lubbock County, TX	1,193
Brown County, WI	889
Milwaukee County, WI	734
Winnebago County, IL	721
Utah County, UT	653
Salt Lake County, UT	631
Waukesha County, WI	629
Washington County, MN	625
Anchorage Municipality, AK	620

Average New Deaths per 1M Over Last 14 Days



Top 10 by New Deaths Avg New Deaths/ 1M

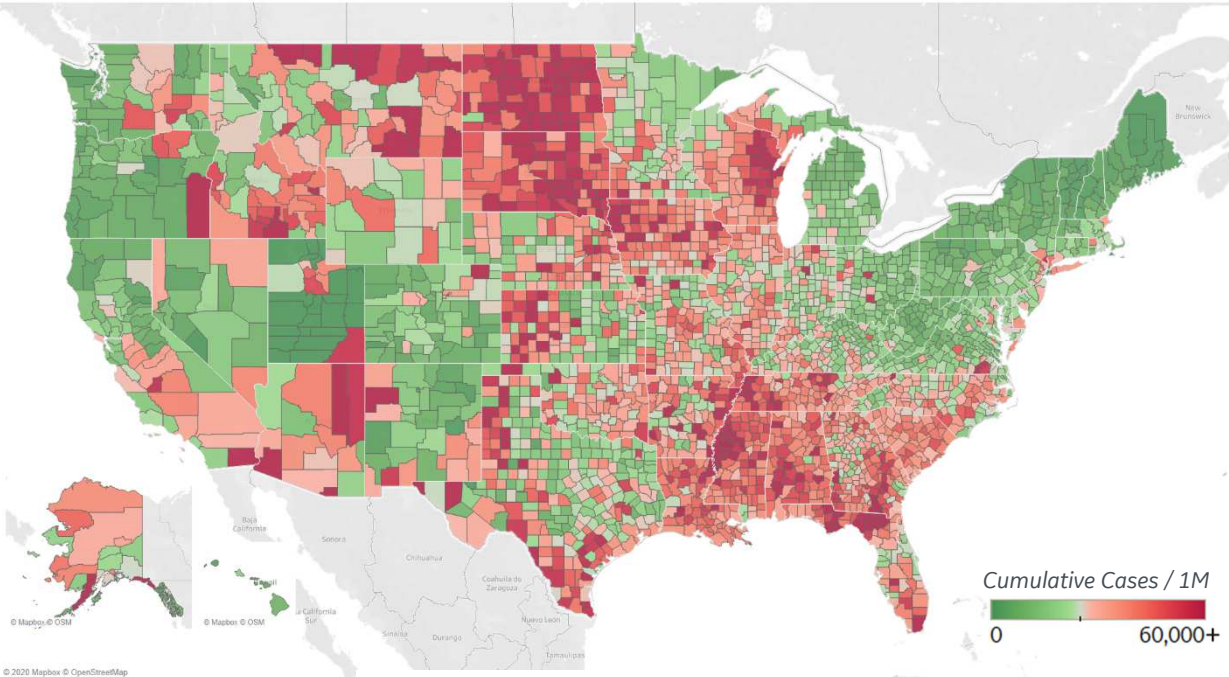
Lubbock County, TX	12
Greene County, MO	9
El Paso County, TX	8
Westmoreland County, PA	7
Spartanburg County, SC	6
Cleveland County, OK	6
St. Joseph County, IN	6
Hidalgo County, TX	6
Kalamazoo County, MI	5
McLennan County, TX	5

Note: Lists includes counties
≥ 250K population



US Counties: Cumulative Cases and Deaths

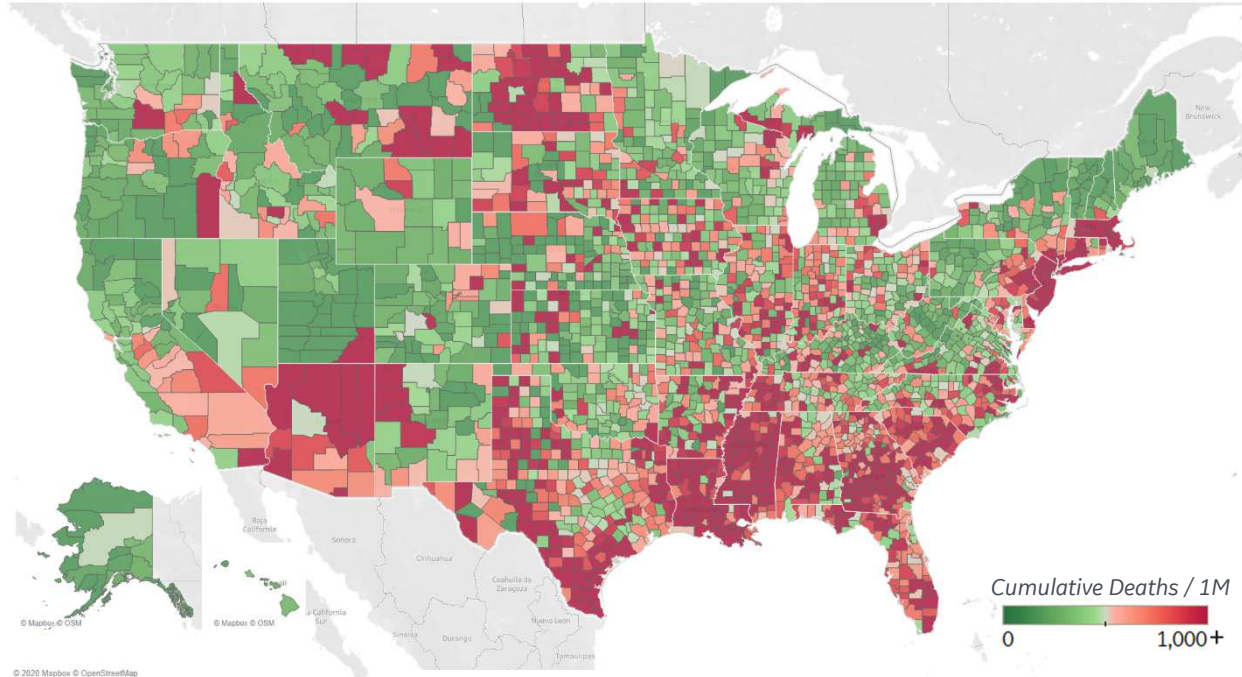
Confirmed **Cases** per 1M to date



Top 10 Counties Total Confirmed Cases / 1M

Miami-Dade County, FL	70,200
El Paso County, TX	69,621
Lubbock County, TX	68,645
Brown County, WI	65,233
Nueces County, TX	59,573
Cameron County, TX	57,845
Rockland County, NY	57,347
Webb County, TX	56,591
Utah County, UT	50,686
Milwaukee County, WI	49,491

Reported **Deaths** per 1M to date



Top 10 Counties Total Reported Deaths / 1M

New York City*	4,463
Essex County, NJ	2,693
Cameron County, TX	2,573
Passaic County, NJ	2,521
Union County, NJ	2,472
Hudson County, NJ	2,284
Hidalgo County, TX	2,267
Bergen County, NJ	2,218
Rockland County, NY	2,100
Somerset County, NJ	1,818

Note: Lists includes counties $\geq 250K$ population

* New York City counties aggregated into one reporting area



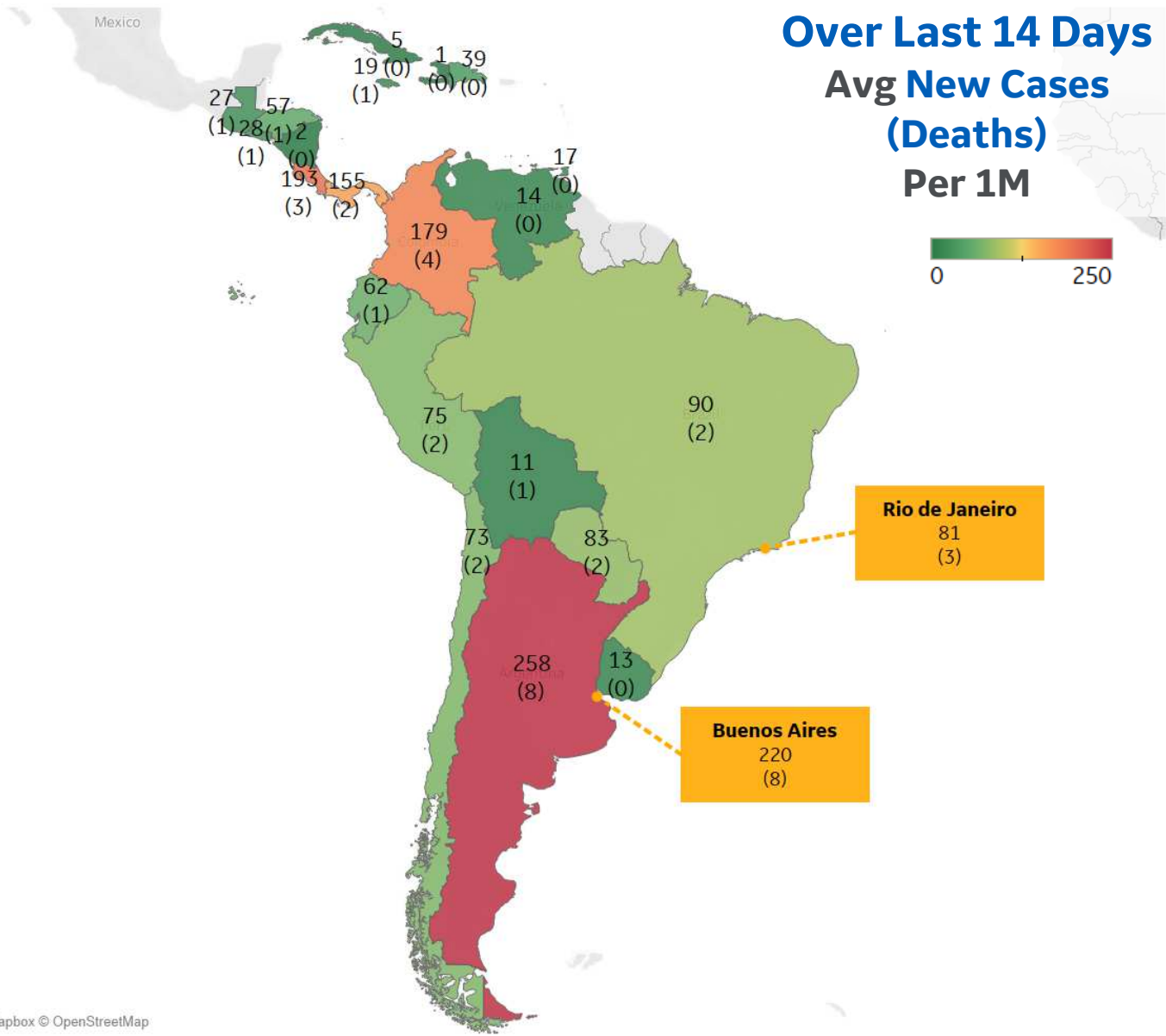
Per 1M in Region

	Today	Change
Active Cases	1,616	+0%
Confirmed	60 new	+0.3%
Deaths	1 new	+0.2%
Recovered	65 new	+0.4%

Most Daily New Cases / 1M

Argentina	258
Costa Rica	193
Colombia	179
Panama	155
Brazil	90
Paraguay	83
Peru	75
Chile	73
Ecuador	62
Honduras	57

* Excludes regions with population < 1M



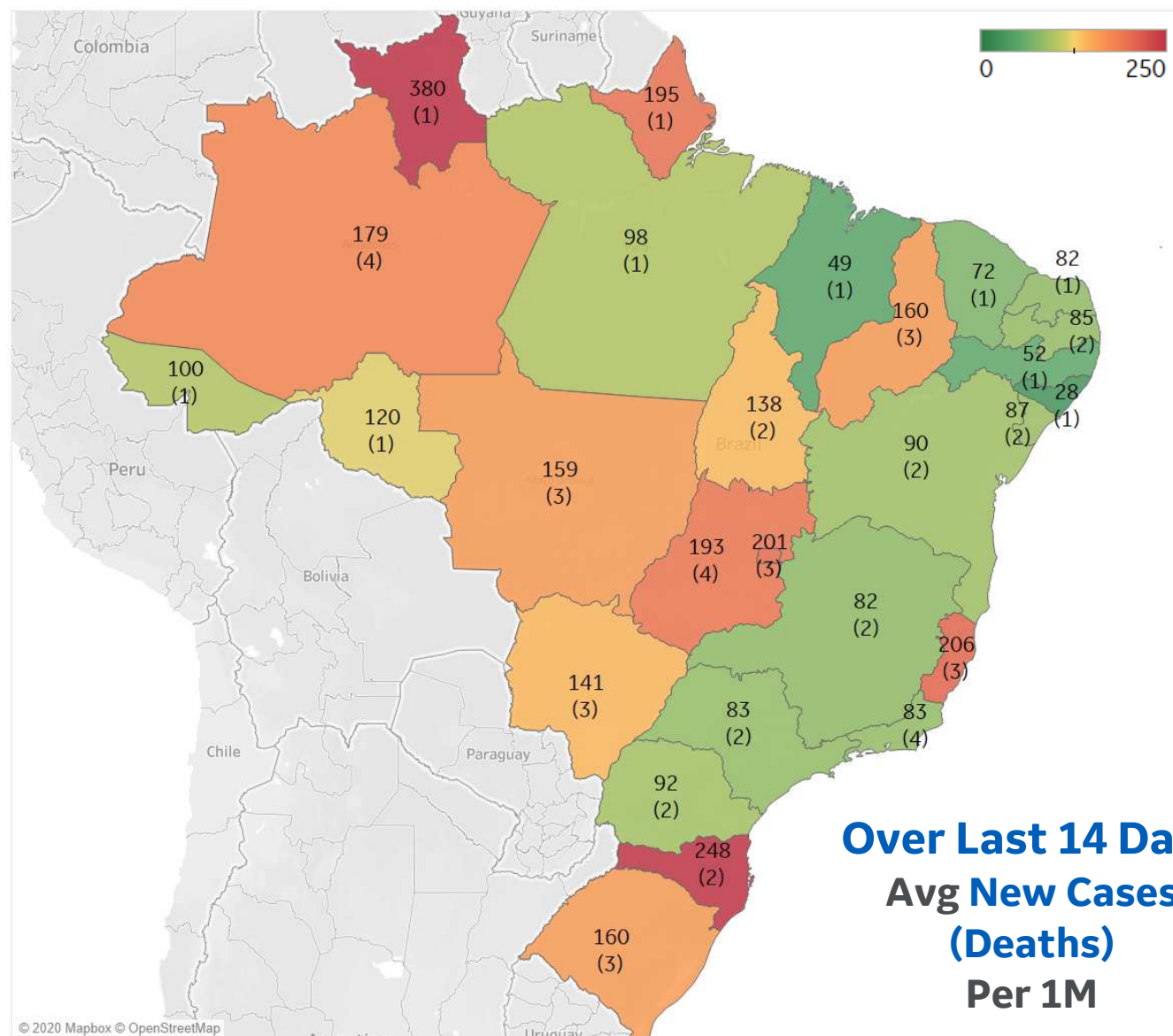


	Today	Change
Active Cases	1,650	+2%
Confirmed	113 new	+0.4%
Deaths	3 new	+0.4%
Recovered	83 new	+0.3%

	Today	Change
Active Cases	1,650	+2%
Confirmed	113 new	+0.4%
Deaths	3 new	+0.4%
Recovered	83 new	+0.3%

Santa Catarina	248
Espírito Santo	206
Distrito Federal	201
Goiás	193
Amazonas	179
Piauí	160
Rio Grande do ..	160
MatoGrosso	159
MatoGrosso d..	141
Tocantins	138

* Excludes regions with population < 1M



*Brazil data not updated. Values carried forward from 2 Nov



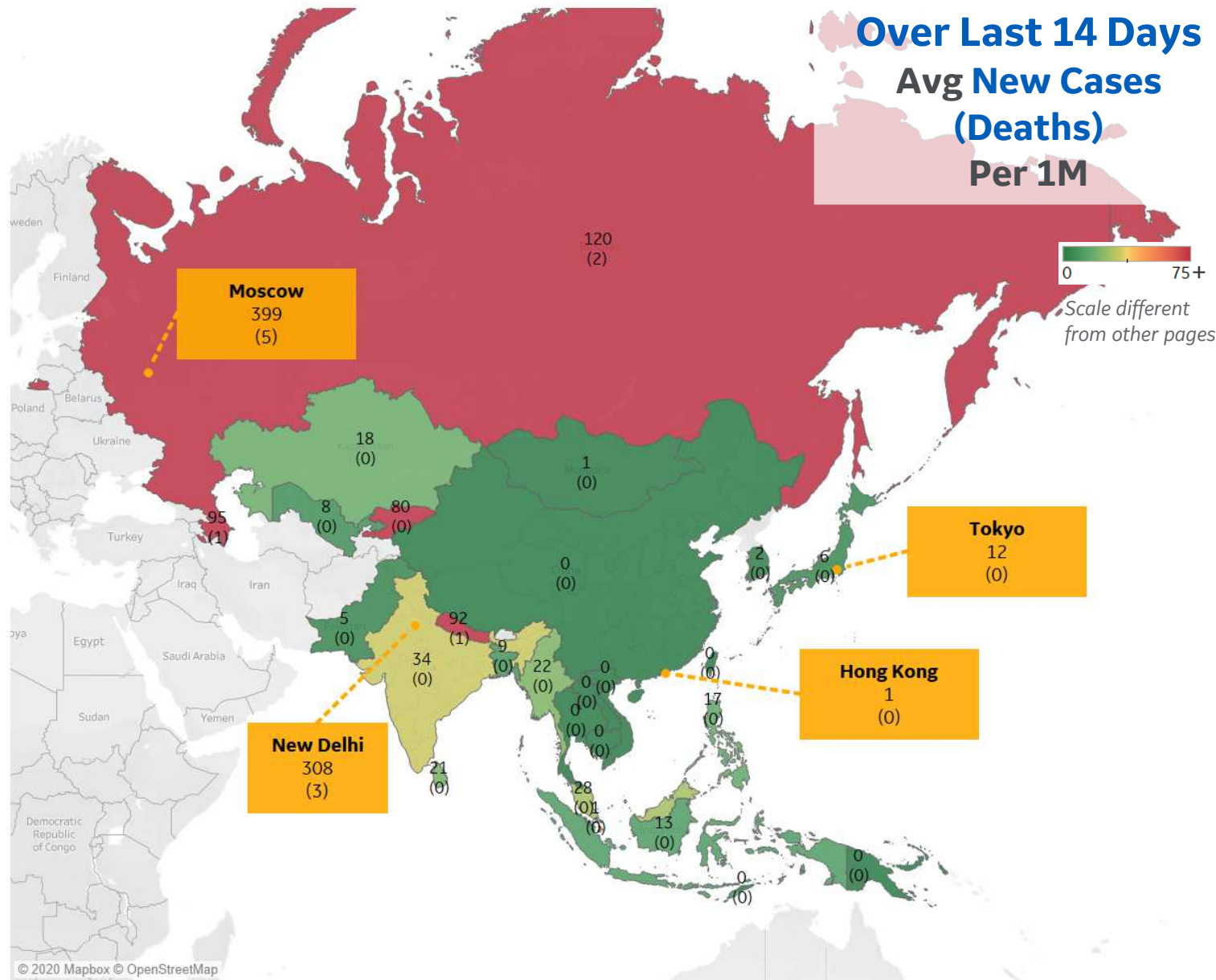
Per 1M in Region

	Today	Change
Active Cases	278	+0%
Confirmed	19 new	+1%
Deaths	0.3 new	+0.6%
Recovered	19 new	+1%

Most Daily New Cases / 1M

Russia	120
Azerbaijan	95
Nepal	92
Kyrgyzstan	80
India	34
Malaysia	28
Myanmar	22
Sri Lanka	21
Kazakhstan	18
Philippines	17

* Excludes regions with population < 1M





Per 1M in Region

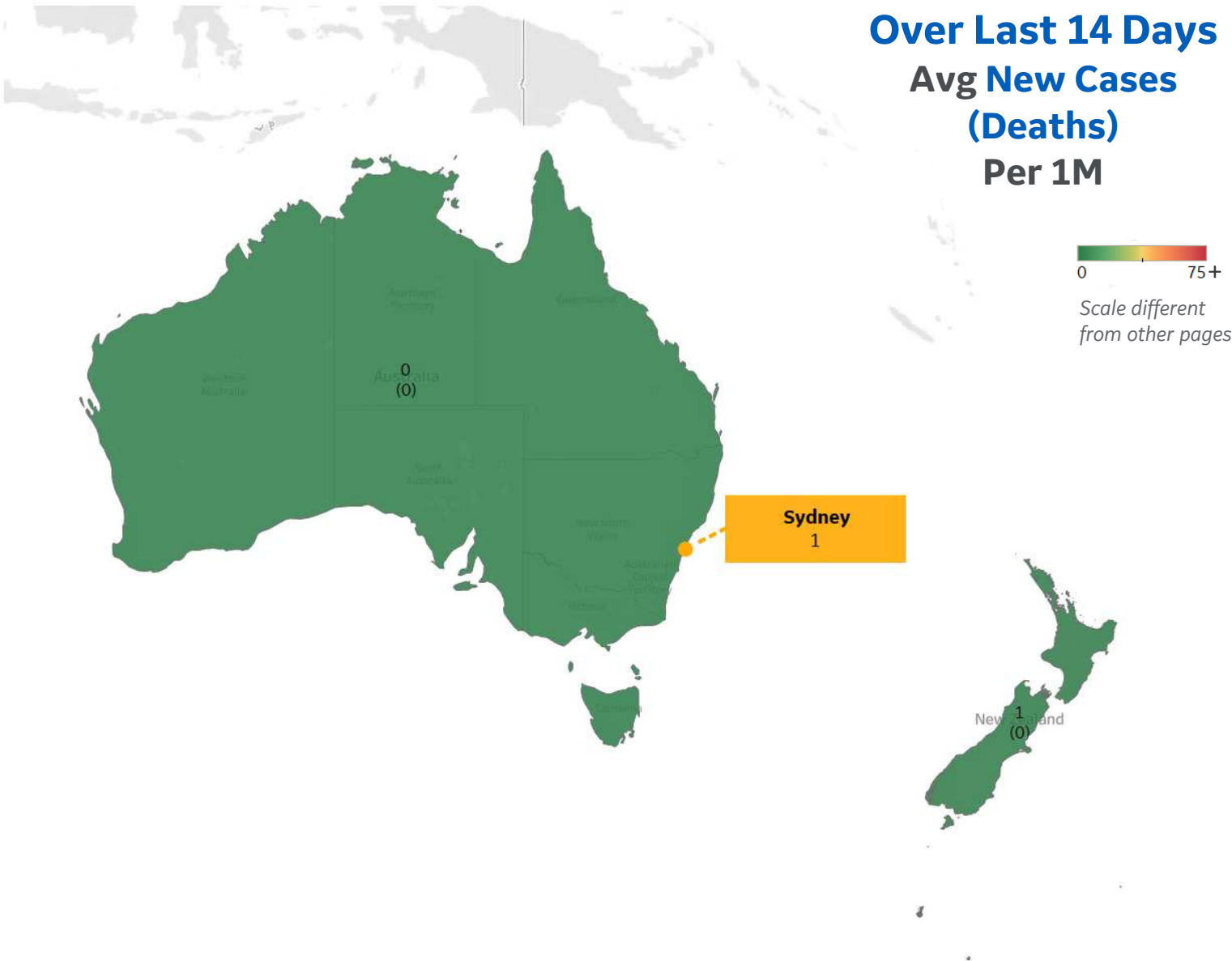
	Today	Change
Active Cases	43	+0%
Confirmed	1 new	+0%
Deaths	0 new	+0%
Recovered	1 new	+0%

Most Daily New Cases / 1M

New Zealand	1
Australia	0

* Excludes regions with population < 1M

Over Last 14 Days Avg New Cases (Deaths) Per 1M





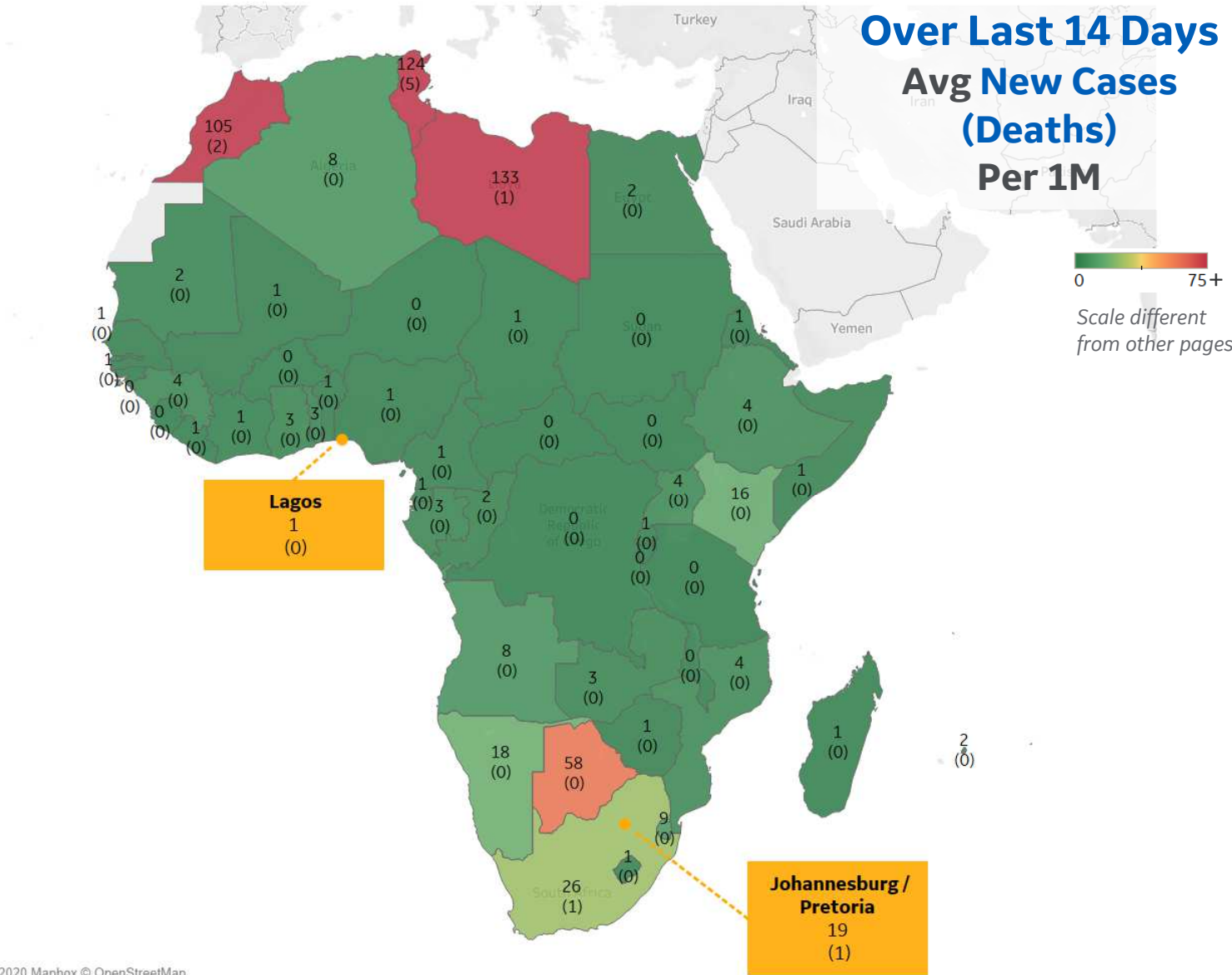
Per 1M in Region

	Today	Change
Active Cases	193	-12%
Confirmed	11 new	+0.8%
Deaths	0.2 new	+0.7%
Recovered	38 new	+3.4%

Most Daily New Cases / 1M

Libya	133
Tunisia	124
Morocco	105
Botswana	58
South Africa	26
Namibia	18
Kenya	16
Eswatini	9
Algeria	8
Angola	8

* Excludes regions with population < 1M





*** Per 1M = Per 1 Million Population unless otherwise noted*

Johns Hopkins Coronavirus Resource Center:

<https://coronavirus.jhu.edu/map.html>

Worldometer Coronavirus Reporting:

<https://www.worldometers.info/coronavirus/>

Public Health England:

<https://www.gov.uk/government/publications/covid-19-track-coronavirus-cases>

US Department of Homeland Security, Homeland Infrastructure Foundation-Level Data:

<https://hifld-geoplatform.opendata.arcgis.com/datasets/hospitals>

City of New York, NYC Health:

<https://www1.nyc.gov/site/doh/covid/covid-19-data.page>

Chicago Coronavirus Latest Data:

<https://www.chicago.gov/city/en/sites/covid-19/home/latest-data.html>

National Health Commission of the PRC:

<http://www.nhc.gov.cn/xcs/yqtb/202003/bf66696029ba420098164607240074f8.shtml>

Korean Centers for Disease Control and Prevention:

http://www.cdc.go.kr/cdc_eng/

CDC, Severe Outcomes Among Patients with Coronavirus Disease 2019 (COVID-19):

<https://www.cdc.gov/mmwr/volumes/69/wr/mm6912e2.htm>

Italian Department of Civil Protection, COVID Monitoring:

<http://opendatadpc.maps.arcgis.com/apps/opsdashboard/index.html#/b0c68bce2cce478eaac82fe38d4138b1>

The COVID Tracking Project:

<https://covidtracking.com/data/>

UK Office for National Statistics

<https://www.ons.gov.uk/peoplepopulationandcommunity/birthsdeathsandmarriages/deaths/bulletins/deathsregisterweeklyinenglandandwalesprovisional/weekending24april2020>

COVID-19 Information for Switzerland:

<https://www.corona-data.ch/>

The COVID Tracking Project

<https://covidtracking.com/data/api>

European Centre for Disease Prevention and Control

<https://www.ecdc.europa.eu/en/publications-data/download-data-hospital-and-icu-admission-rates-and-current-occupancy-covid-19>

Provincial Health Services Authority of Canada, BC Center for Disease Control:

<http://www.bccdc.ca/about/news-stories/stories/2020/information-on-novel-coronavirus>

Secretary of Health, Mexico:

<https://www.gob.mx/salud/en>

OECD Economic Outlooks, Statistics:

https://www.oecd-ilibrary.org/economics/data/oecd-economic-outlook-statistics-and-projections_eo-data-en

Public Health Authority of Sweden:

<https://www.folkhalsomyndigheten.se/smittskydd-beredskap/utbrott/aktuella-utbrott/covid-19/bekraftade-fall-i-sverige>

National Public Health Agency of France:

<https://www.santepubliquefrance.fr/regions/ile-de-france/documents/bulletin-regional/2020/covid-19-point-epidemiologique-en-ile-de-france-du-23-avril-2020>

Florida Department of Health, COVID-19 Response:

<https://floridahealthcovid19.gov>

CDC:

<https://www.cdc.gov/covid-data-tracker/index.html#demographics>

CDC Provisional COVID19 Deaths Counts

<https://data.cdc.gov/NCHS/Provisional-COVID-19-Death-Counts-by-Sex-Age-and-S/9bhg-hcku>

Johns Hopkins Coronavirus Resource Center:

<https://coronavirus.jhu.edu/map.html>

WHO Europe, Surveillance Report:

<http://www.euro.who.int/en/health-topics/health-emergencies/coronavirus-covid-19/weekly-surveillance-report>

WHO Europe, Principles for Transition:

<http://www.euro.who.int/en/media-centre/sections/statements/2020/statement-transition-to-a-new-normal-during-the-covid-19-pandemic-must-be-guided-by-public-health-principles>