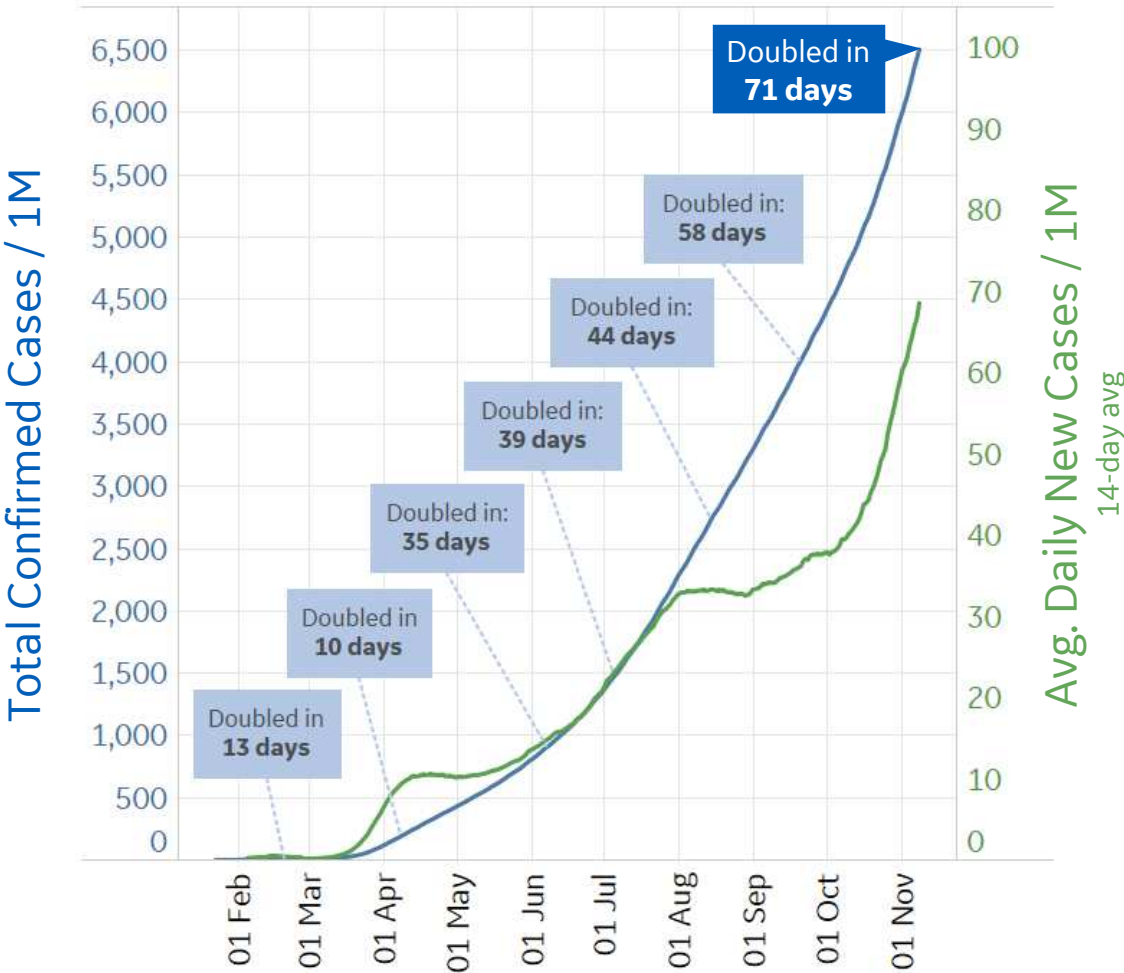




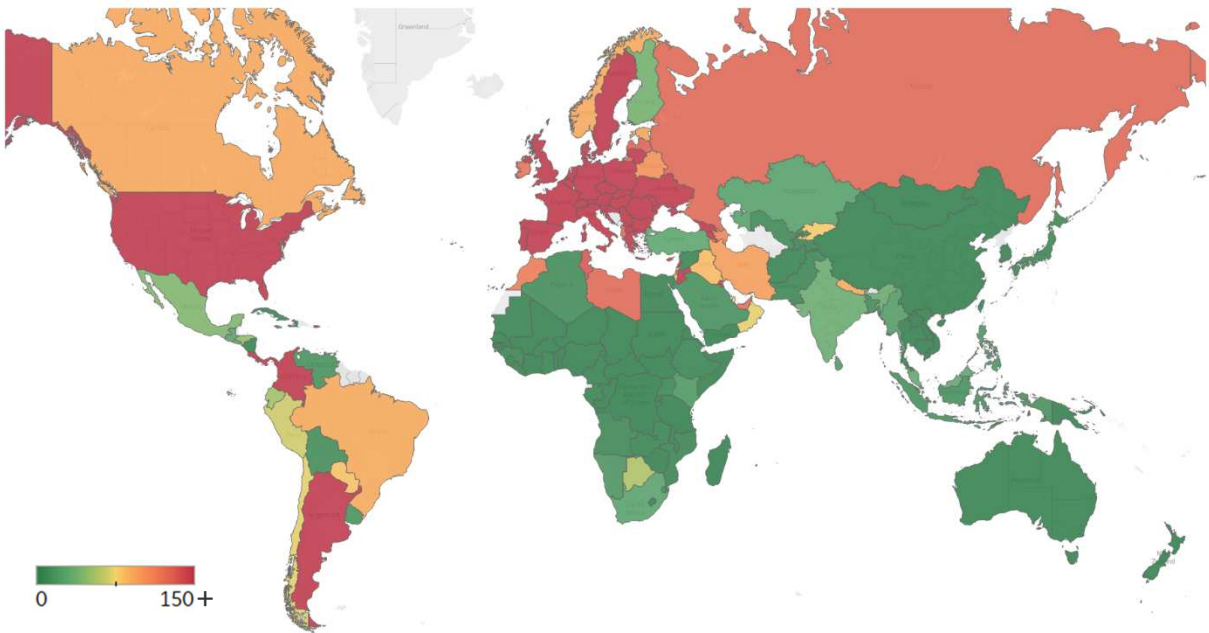
Global Confirmed & Active Cases

Trend since 22 Jan



Avg. Daily New Cases / 1M

Over the last 14 days



Per 1M:	New Today	Change from 30 Days Ago
Active	39	+59%
Confirmed	72	+37%
Deaths	1	+18%
Recovered	33	+29%
Worldwide Survival Rate	97.5%	+0.40%

Worldwide Survival Rate = (Total Confirmed - Total Deaths) / (Total Confirmed)



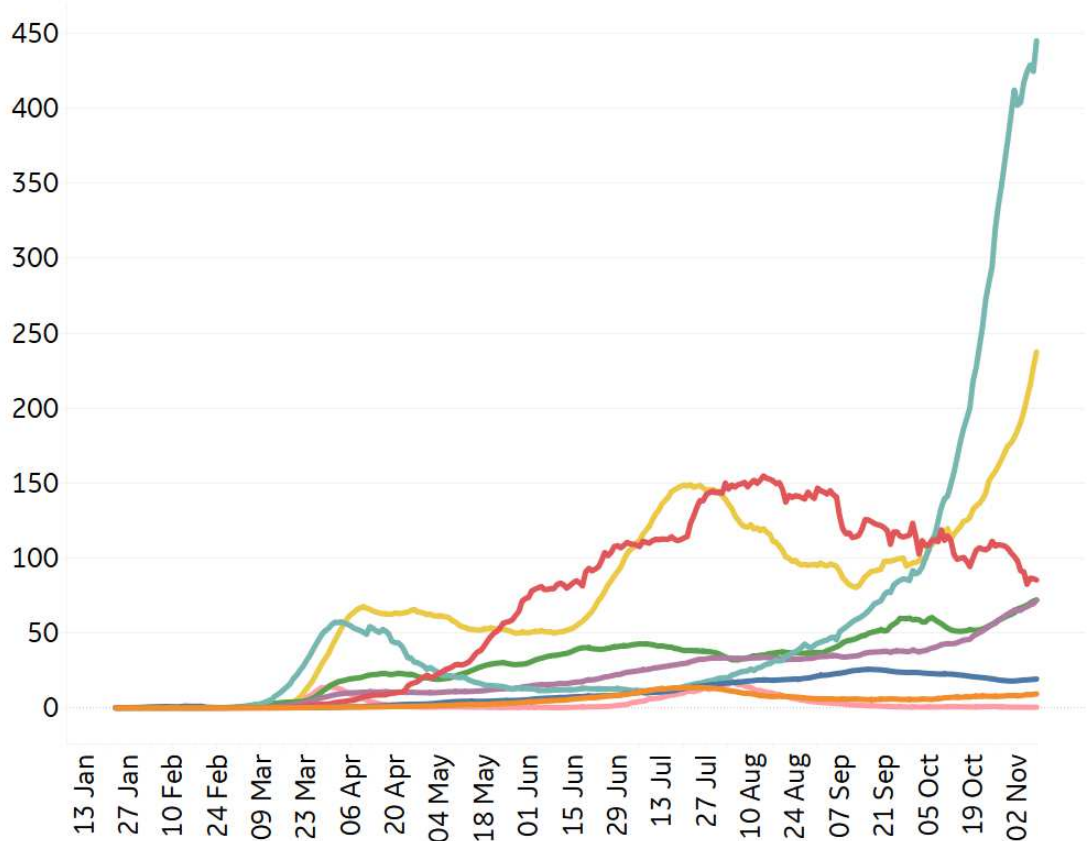
New Confirmed Cases & New Deaths



Key **World** **North America** **Europe** **Middle East** **Cent & South America** **Asia** **Africa** **Oceania**

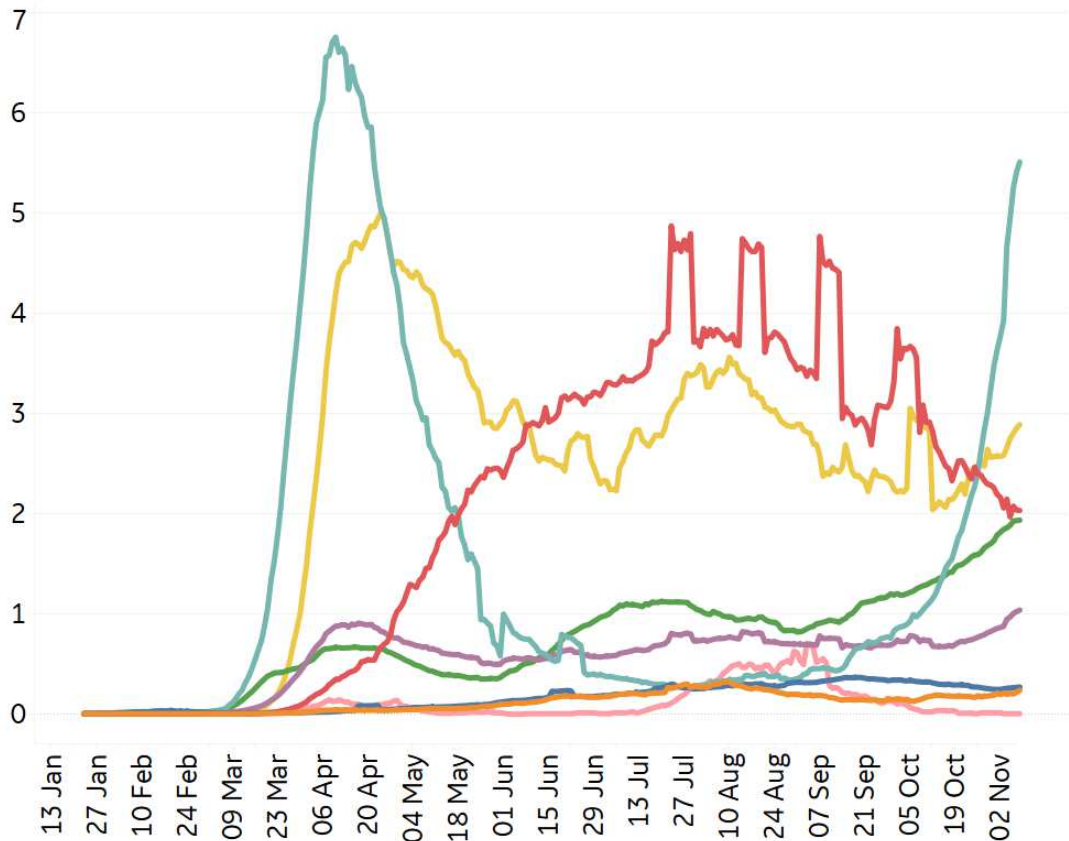
New Confirmed Cases / 1M

7-day rolling average



New Deaths / 1M

7-day rolling average





Top 50 Countries: Per 1M



1 - 25

	Average over last 7 days		Total Since 22 Jan			Change from 14d Ago in 14 day avg of daily new	
	New Confirmed	New Deaths	Total Confirmed	Total Recovered	Total Deaths	Confirmed	Deaths
Belgium	737	16	43,210	2,558	1,126	13%	263%
Peru	76	1	27,903	25,665	1,056	-20%	-20%
Spain	437	9	28,421	3,216	831	53%	124%
Brazil	80	2	26,647	24,215	764	-10%	-21%
Chile	72	2	27,284	26,020	761	-6%	-4%
Bolivia	8	1	12,205	9,806	753	-29%	-55%
Argentina	217	8	27,484	23,518	743	-23%	-7%
UK	331	5	17,608	N/A**	724	18%	100%
US	329	3	30,115	11,726	718	52%	18%
Italy	533	6	15,466	5,542	685	140%	246%
Panama	172	3	32,337	27,295	648	16%	16%
Colombia	170	4	22,481	20,401	644	22%	14%
France	823	8	28,115	2,054	620	113%	208%
Sweden	313	1	14,502	N/A**	596	195%	72%
North Macedo..	502	9	19,084	11,057	545	113%	71%
Armenia	683	9	35,915	21,658	526	34%	137%
Netherlands	421	5	24,325	358	471	2%	107%
Moldova	204	3	20,413	15,495	469	16%	-7%
Bos. and Herz.	475	11	19,027	9,430	460	110%	168%
Czechia	976	19	38,736	22,703	454	11%	119%
EU	491	6	18,159	4,936	437	82%	158%
Romania	424	6	15,789	10,639	410	73%	52%
Kosovo	279	4	12,428	8,660	397	183%	331%
Ireland	98	1	13,244	4,732	394	-43%	16%
South Africa	25	1	12,431	11,460	334	-8%	-29%

26 - 50

	Average over last 7 days		Total Since 22 Jan			Change from 14d Ago in 14 day avg of daily new	
	New Confirmed	New Deaths	Total Confirmed	Total Recovered	Total Deaths	Confirmed	Deaths
Switzerland	952	7	24,486	10,087	320	150%	13880%
Israel	71	2	36,883	35,649	309	-52%	-34%
Costa Rica	179	2	22,843	13,961	287	-15%	-12%
Portugal	490	5	17,586	9,786	284	89%	146%
Iraq	83	1	12,395	10,664	282	-5%	-9%
Slovenia	654	13	21,723	10,795	266	55%	330%
Oman	67	2	23,135	21,282	255	-26%	-7%
Hungary	450	9	11,347	2,595	252	133%	115%
Bulgaria	434	8	10,817	3,513	240	176%	183%
Dom. Rep.	38	0	12,001	9,958	209	-7%	-16%
Poland	629	8	14,438	5,532	208	129%	139%
Russia	133	2	12,063	9,017	208	21%	30%
Ukraine	218	4	10,844	4,924	199	41%	45%
Croatia	548	8	16,381	12,368	193	94%	216%
Bahrain	129	1	49,046	47,603	193	-31%	-54%
Kuwait	174	1	30,849	28,702	190	-4%	-26%
Austria	686	4	17,005	10,184	157	184%	238%
Georgia	610	5	14,477	10,672	119	76%	136%
West Bank an..	128	1	12,729	11,032	113	26%	0%
Belarus	103	0	11,247	9,630	107	45%	-18%
Lebanon	243	2	13,807	6,828	106	28%	49%
Qatar	74	0	46,581	45,565	81	-5%	-80%
Slovakia	407	3	13,828	3,568	64	32%	96%
UAE	119	0	14,372	13,982	52	-10%	16%
Total World	72	1	6,505	4,264	162	36%	33%

*Change from 14d ago:
Compares 14d-avgs. of Daily New Cases/Deaths
today with 14d-avgs. from 14d ago

In the past 14 days, confirmed deaths in **Belgium** increased 20% (+191 cases per 1M)

Sorted by Total Deaths / 1M
Top 50 countries selected by Cases / 1M
Excluded countries with population < 1M

N/A** due to inconsistent reporting of Recovered Cases



Top 50 Countries: Raw Volume

Updated 09 Nov 2020, 3:30 GMT

4

1 - 25

	Average over last 7 days		Total Since 22 Jan			Change from 14d Ago in 14 day avg of daily new	
	New Confirmed	New Deaths	Total Confirmed	Total Recovered	Total Deaths	Confirmed	Deaths
US	108,737	939	9,968,155	3,881,491	237,570	52%	18%
EU	218,674	2,653	8,085,340	2,197,723	194,457	82%	158%
Brazil	16,916	332	5,664,115	5,147,172	162,397	-10%	-21%
India	46,335	572	8,553,657	7,917,373	126,611	-18%	-23%
Mexico	5,490	447	967,825	824,355	95,027	4%	19%
UK	22,471	332	1,195,350	N/A**	49,134	18%	100%
Italy	32,253	367	935,104	335,074	41,394	140%	246%
France	53,741	490	1,835,187	134,095	40,490	113%	208%
Spain	20,451	422	1,328,832	150,376	38,833	53%	124%
Iran	8,856	428	682,486	520,329	38,291	65%	39%
Peru	2,501	49	920,010	846,215	34,821	-20%	-20%
Argentina	9,807	346	1,242,182	1,062,911	33,560	-23%	-7%
Colombia	8,652	182	1,143,887	1,038,082	32,791	22%	14%
Russia	19,396	324	1,760,420	1,315,928	30,292	21%	30%
South Africa	1,494	57	737,278	679,688	19,809	-8%	-29%
Indonesia	3,562	96	437,716	368,298	14,614	-15%	-10%
Chile	1,385	42	521,558	497,411	14,543	-6%	-4%
Belgium	8,539	188	500,789	29,651	13,055	13%	263%
Ecuador	816	21	174,907	154,956	12,830	-9%	-23%
Germany	19,754	123	682,624	421,151	11,372	120%	200%
Iraq	3,323	52	498,549	428,928	11,327	-5%	-9%
Turkey	2,397	80	394,255	338,239	10,887	24%	13%
Canada	3,931	49	267,163	218,279	10,575	40%	76%
Bolivia	92	9	142,475	114,466	8,795	-29%	-55%
Ukraine	9,525	169	474,245	215,357	8,695	41%	45%

26 - 50

	Average over last 7 days		Total Since 22 Jan			Change from 14d Ago in 14 day avg of daily new	
	New Confirmed	New Deaths	Total Confirmed	Total Recovered	Total Deaths	Confirmed	Deaths
Netherlands	7,208	82	416,806	6,137	8,072	2%	107%
Romania	8,155	116	303,751	204,679	7,879	73%	52%
Poland	23,789	298	546,425	209,363	7,872	129%	139%
Philippines	1,897	43	396,395	361,638	7,539	-14%	-14%
Pakistan	1,392	20	344,839	318,881	6,977	75%	50%
Bangladesh	1,569	18	420,238	338,145	6,067	4%	-5%
Sweden	3,158	6	146,461	N/A**	6,022	195%	72%
Saudi Arabia	419	17	350,592	337,386	5,540	2%	-4%
Czechia	10,455	204	414,828	243,129	4,858	11%	119%
Morocco	4,891	73	256,781	209,801	4,272	32%	40%
Guatemala	451	12	111,262	101,135	3,821	-8%	-32%
Portugal	4,998	50	179,324	99,781	2,896	89%	146%
Panama	742	13	139,527	117,770	2,798	16%	16%
Switzerland	8,237	64	211,913	87,300	2,772	150%	13880%
Israel	614	17	319,241	308,563	2,674	-52%	-34%
Dom. Rep.	407	2	130,182	108,021	2,265	-7%	-16%
Kazakhstan	559	5	116,772	107,843	1,857	264%	22%
Costa Rica	913	11	116,363	71,119	1,464	-15%	-12%
Austria	6,182	40	153,153	91,719	1,411	184%	238%
Oman	344	8	118,140	108,681	1,301	-26%	-7%
Nepal	2,984	21	194,453	157,926	1,108	-28%	24%
Kuwait	744	4	131,743	122,576	811	-4%	-26%
UAE	1,177	3	142,143	138,291	514	-10%	16%
Qatar	212	0	134,203	131,276	232	-5%	-80%
Total World	556,174	8,012	50,395,314	33,032,762	1,256,179	36%	33%

*Change from 14d ago:
Compares 14d-avgs. of Daily New Cases/Deaths
today with 14d-avgs. from 14d ago

In the past 7 days, **Italy** saw a 32% increase in cases and 7% increase in deaths
(+225,769 cases and +2,568 deaths)

Sorted by Raw Total Deaths
Top 50 countries selected by Total Cases
Excluded countries with population < 1M

N/A** due to inconsistent reporting of Recovered Cases



United States: Per 1M



1 - 25

	Average over last 7 days		Total Since 22 Jan			Change from 14d Ago* in 14 day avg of daily new	
	New Confirmed	New Deaths	Total Confirmed	Total Recovered	Total Deaths	Confirmed	Deaths
New Jersey	241	1	28,664	4,280	1,850	76%	30%
New York	142	1	27,195	4,146	1,732	59%	113%
Massachusetts	242	3	24,867	19,100	1,472	79%	10%
Connecticut	277	2	21,913	2,749	1,310	101%	100%
Louisiana	142	3	40,432	37,044	1,298	4%	9%
Mississippi	297	5	42,568	35,562	1,157	14%	22%
Rhode Island	473	3	34,341	2,729	1,155	64%	0%
DC	128	2	25,506	19,615	927	58%	140%
Arizona	231	4	35,619	5,940	847	68%	152%
North Dakota	1,736	20	71,261	56,561	839	59%	54%
Illinois	727	5	38,510	N/A	832	92%	40%
Florida	243	2	39,292	N/A	797	48%	-35%
Michigan	453	4	22,937	12,915	796	104%	40%
S. Carolina	213	3	36,065	18,727	784	13%	-6%
Georgia	149	3	35,138	N/A	772	14%	-2%
Delaware	217	1	27,320	14,397	737	44%	37%
Pennsylvania	230	2	18,358	13,178	703	66%	13%
Maryland	186	1	25,472	1,371	697	54%	20%
Arkansas	417	6	40,382	35,551	691	19%	12%
Indiana	600	6	31,249	19,604	688	73%	46%
Texas	267	3	34,175	28,287	662	34%	25%
Alabama	283	3	41,542	17,228	629	2%	8%
South Dakota	1,305	16	62,628	44,218	606	52%	81%
Nevada	396	3	35,720	820	601	44%	24%
Iowa	1,078	5	49,057	31,932	585	137%	21%

26 - 51

	Average over last 7 days		Total Since 22 Jan			Change from 14d Ago* in 14 day avg of daily new	
	New Confirmed	New Deaths	Total Confirmed	Total Recovered	Total Deaths	Confirmed	Deaths
New Mexico	521	6	26,173	11,011	533	47%	170%
Tennessee	427	5	41,272	36,727	526	4%	27%
Missouri	571	3	34,684	N/A	516	59%	-13%
Minnesota	765	5	32,070	25,943	481	119%	48%
Ohio	382	3	21,410	15,789	472	78%	50%
California	133	1	24,618	N/A	455	29%	-21%
N. Carolina	227	3	27,969	23,486	439	16%	16%
Virginia	164	1	22,515	2,518	434	31%	-42%
Montana	827	11	37,126	22,262	427	29%	83%
Colorado	523	3	22,745	1,487	416	116%	55%
Wisconsin	946	7	45,928	35,543	397	44%	71%
Idaho	629	4	40,827	18,091	384	21%	71%
Kansas	607	4	32,810	964	377	88%	-21%
Nebraska	909	4	43,408	24,707	363	77%	39%
Oklahoma	439	3	34,435	29,070	363	13%	25%
New Hampshire	134	1	9,184	7,425	360	82%	-6%
Kentucky	390	2	27,047	4,815	350	44%	2%
Washington	169	1	15,408	N/A	320	46%	35%
West Virginia	281	4	15,849	11,736	281	72%	98%
Utah	718	2	41,367	29,246	206	46%	58%
Wyoming	885	7	29,909	17,823	197	83%	229%
Oregon	170	1	11,961	1,392	173	72%	43%
Hawaii	80	0	11,263	8,446	156	6%	-79%
Alaska	609	0	27,102	9,789	115	105%	100%
Maine	104	1	5,723	4,415	113	212%	100%
Vermont	45	0	3,833	3,082	95	56%	N/A

*Change from 14d ago:
Compares 14d-avgs. of Daily New Cases/Deaths
today with 14d-avgs. from 14d ago

In the past 7 days, confirmed cases in **Iowa** increased 18% (+7,556 cases per 1M)

Sorted by Total Deaths / 1M

N/As due to states revising and updating case counts



United States: Raw Volume



1 - 25

	Average over last 7 days		Total Since 22 Jan			Change from 14d Ago* in 14 day avg of daily new	
	New Confirmed	New Deaths	Total Confirmed	Total Recovered	Total Deaths	Confirmed	Deaths
New York	2,757	23	529,036	80,646	33,694	59%	113%
Texas	7,731	97	990,930	820,215	19,184	34%	25%
California	5,262	43	972,713	N/A	17,973	29%	-21%
Florida	5,212	47	843,897	N/A	17,121	48%	-35%
New Jersey	2,138	11	254,595	38,016	16,429	76%	30%
Illinois	9,209	66	487,987	N/A	10,538	92%	40%
Massachusetts	1,670	19	171,399	131,646	10,149	79%	10%
Pennsylvania	2,943	29	235,014	168,708	9,005	66%	13%
Georgia	1,585	30	373,078	N/A	8,194	14%	-2%
Michigan	4,524	35	229,073	128,981	7,945	104%	40%
Arizona	1,684	26	259,264	43,232	6,164	68%	152%
Louisiana	660	16	187,961	172,210	6,036	4%	9%
Ohio	4,467	31	250,268	184,556	5,517	78%	50%
Connecticut	988	8	78,125	9,800	4,671	101%	100%
Indiana	4,038	38	210,374	131,979	4,629	73%	46%
N. Carolina	2,378	32	293,339	246,318	4,607	16%	16%
Maryland	1,122	9	153,996	8,291	4,212	54%	20%
S. Carolina	1,095	14	185,688	96,422	4,036	13%	-6%
Virginia	1,398	7	192,175	21,494	3,707	31%	-42%
Tennessee	2,918	35	281,851	250,818	3,595	4%	27%
Mississippi	884	14	126,689	105,839	3,443	14%	22%
Missouri	3,506	18	212,869	N/A	3,165	59%	-13%
Alabama	1,386	16	203,687	84,471	3,084	2%	8%
Minnesota	4,313	26	180,862	146,311	2,710	119%	48%
Washington	1,288	10	117,331	N/A	2,439	46%	35%

26 - 51

	Average over last 7 days		Total Since 22 Jan			Change from 14d Ago* in 14 day avg of daily new	
	New Confirmed	New Deaths	Total Confirmed	Total Recovered	Total Deaths	Confirmed	Deaths
Colorado	3,011	15	130,984	8,562	2,394	116%	55%
Wisconsin	5,507	38	267,410	206,944	2,312	44%	71%
Arkansas	1,258	18	121,866	107,287	2,085	19%	12%
Nevada	1,221	10	110,022	2,525	1,851	44%	24%
Iowa	3,401	16	154,778	100,747	1,845	137%	21%
Kentucky	1,742	11	120,838	21,513	1,565	44%	2%
Oklahoma	1,735	13	136,258	115,030	1,438	13%	25%
Rhode Island	501	3	36,380	2,891	1,224	64%	0%
New Mexico	1,093	13	54,881	23,088	1,118	47%	170%
Kansas	1,770	11	95,586	2,808	1,099	88%	-21%
Oregon	717	6	50,448	5,870	730	72%	43%
Delaware	211	1	26,603	14,019	718	44%	37%
Nebraska	1,758	7	83,969	47,793	703	77%	39%
Idaho	1,125	8	72,961	32,330	686	21%	71%
Utah	2,302	6	132,621	93,763	659	46%	58%
DC	90	1	18,001	13,843	654	58%	140%
North Dakota	1,323	15	54,305	43,103	639	59%	54%
South Dakota	1,154	14	55,404	39,118	536	52%	81%
West Virginia	503	6	28,404	21,032	504	72%	98%
New Hampshire	182	1	12,488	10,096	489	82%	-6%
Montana	883	11	39,679	23,793	456	29%	83%
Hawaii	113	0	15,947	11,958	221	6%	-79%
Maine	140	1	7,693	5,935	152	212%	100%
Wyoming	512	4	17,310	10,315	114	83%	229%
Alaska	446	0	19,826	7,161	84	105%	100%
Vermont	28	0	2,392	1,923	59	56%	N/A

*Change from 14d ago:
Compares 14d-avgs. of Daily New Cases/Deaths
today with 14d-avgs. from 14d ago

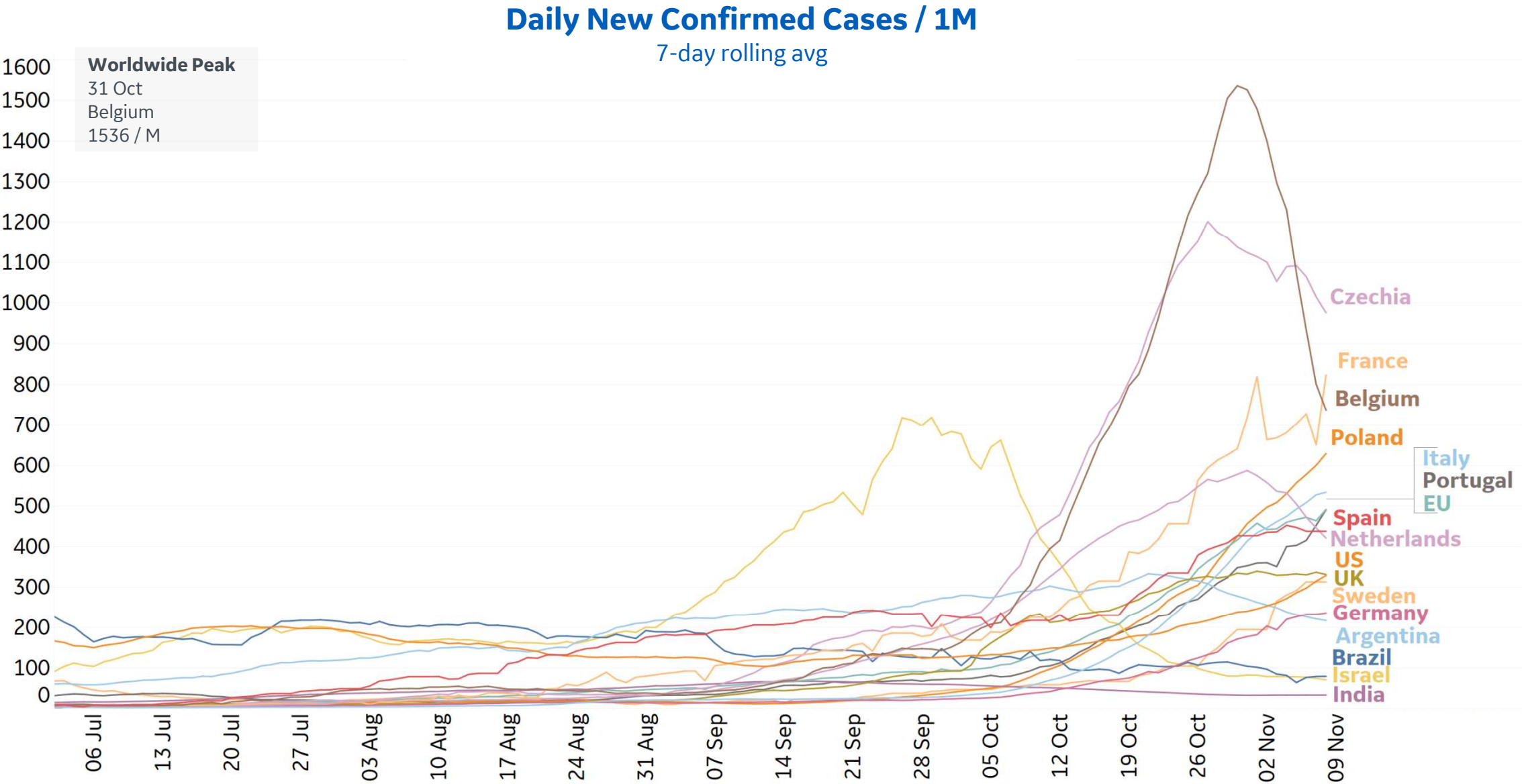
In one week, **North Dakota** saw a 21% increase in cases and 20% increase in deaths
(+9,262 cases and +108 deaths)

Sorted by Raw Total Deaths

N/As due to states revising and updating case counts



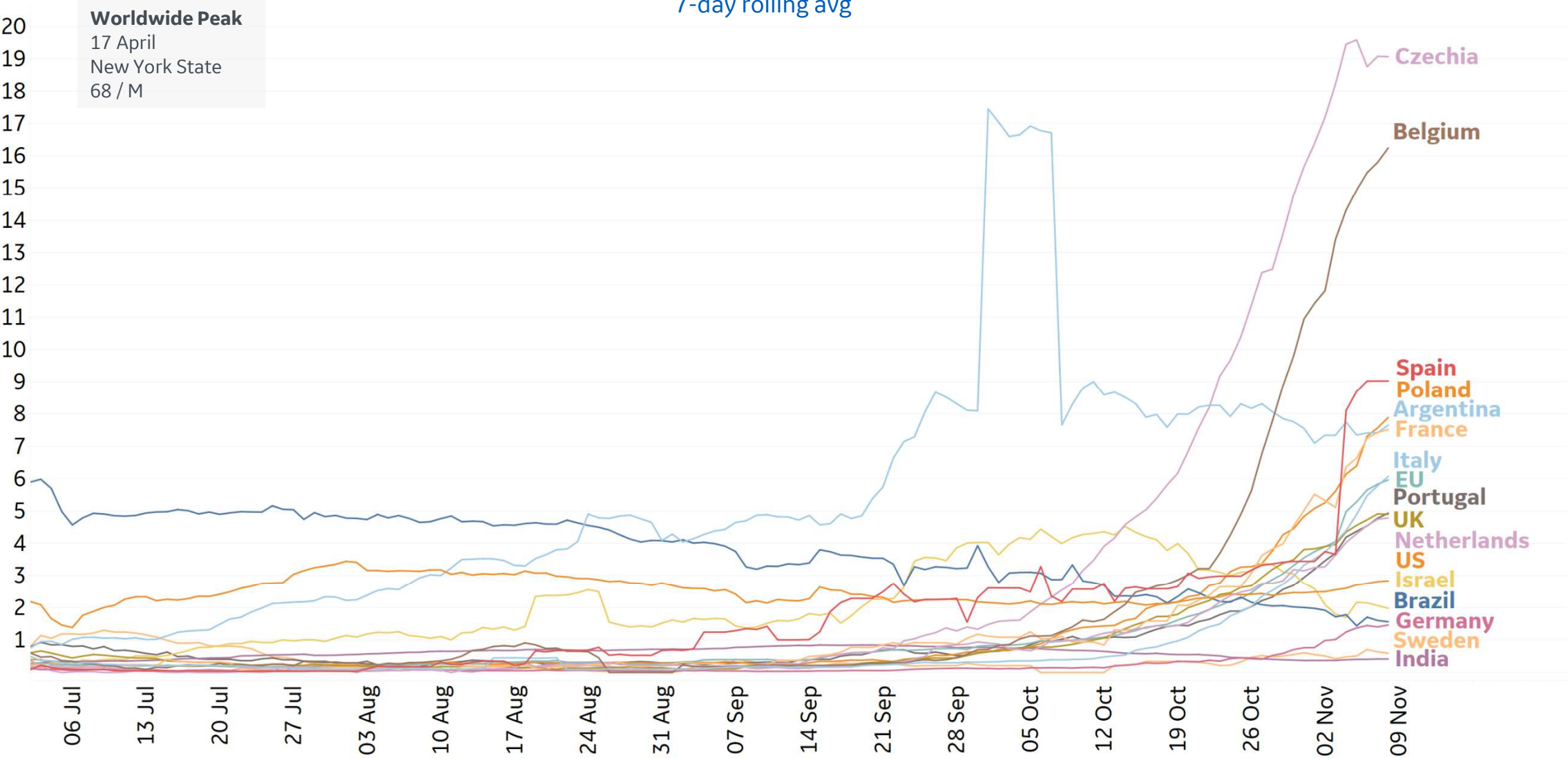
New Confirmed Cases in Select Countries





New Deaths in Select Countries

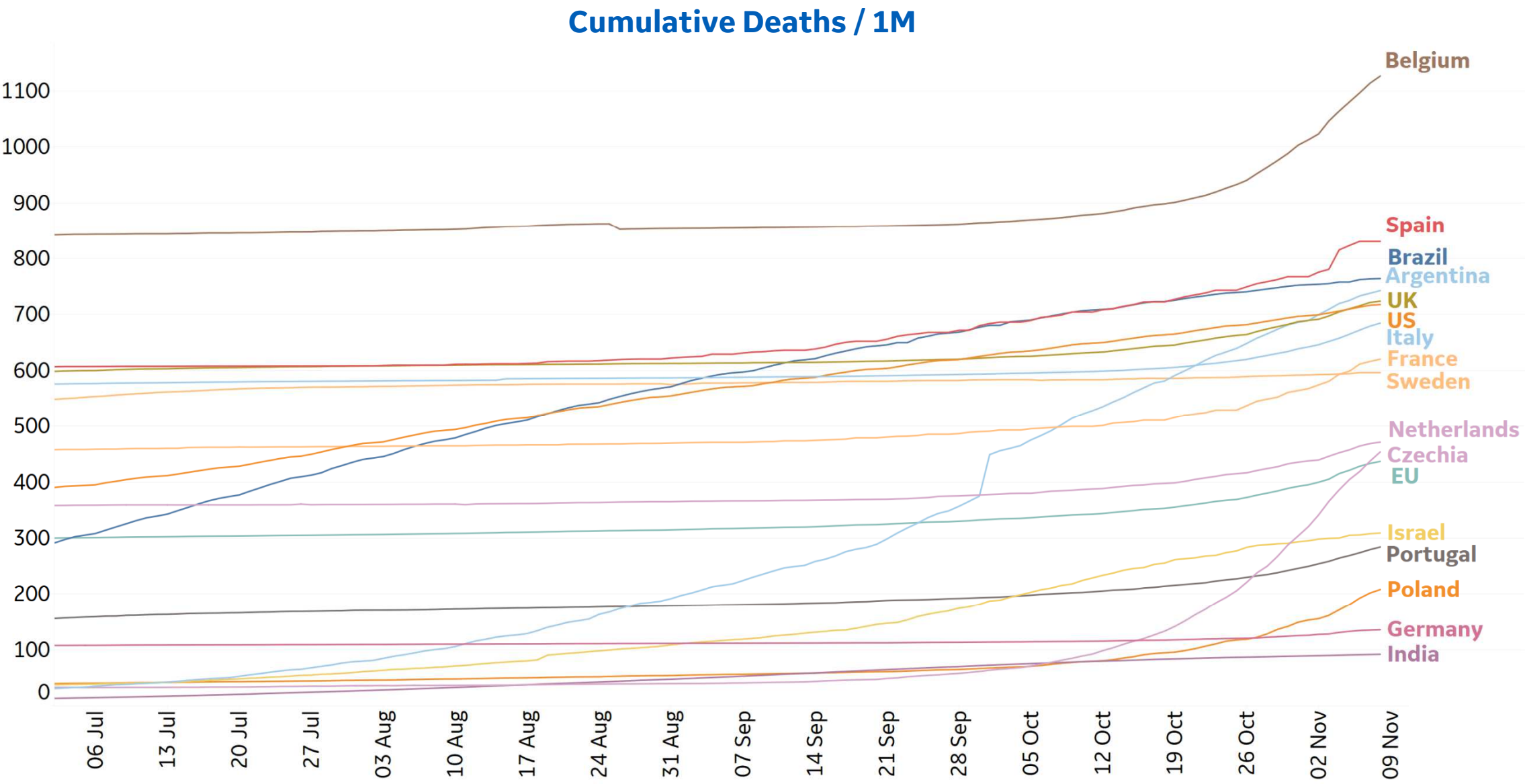
Daily New Deaths / 1M
7-day rolling avg



*Large jump in Argentina's daily new deaths due to batched reporting of previously unreported fatalities on 1 Oct

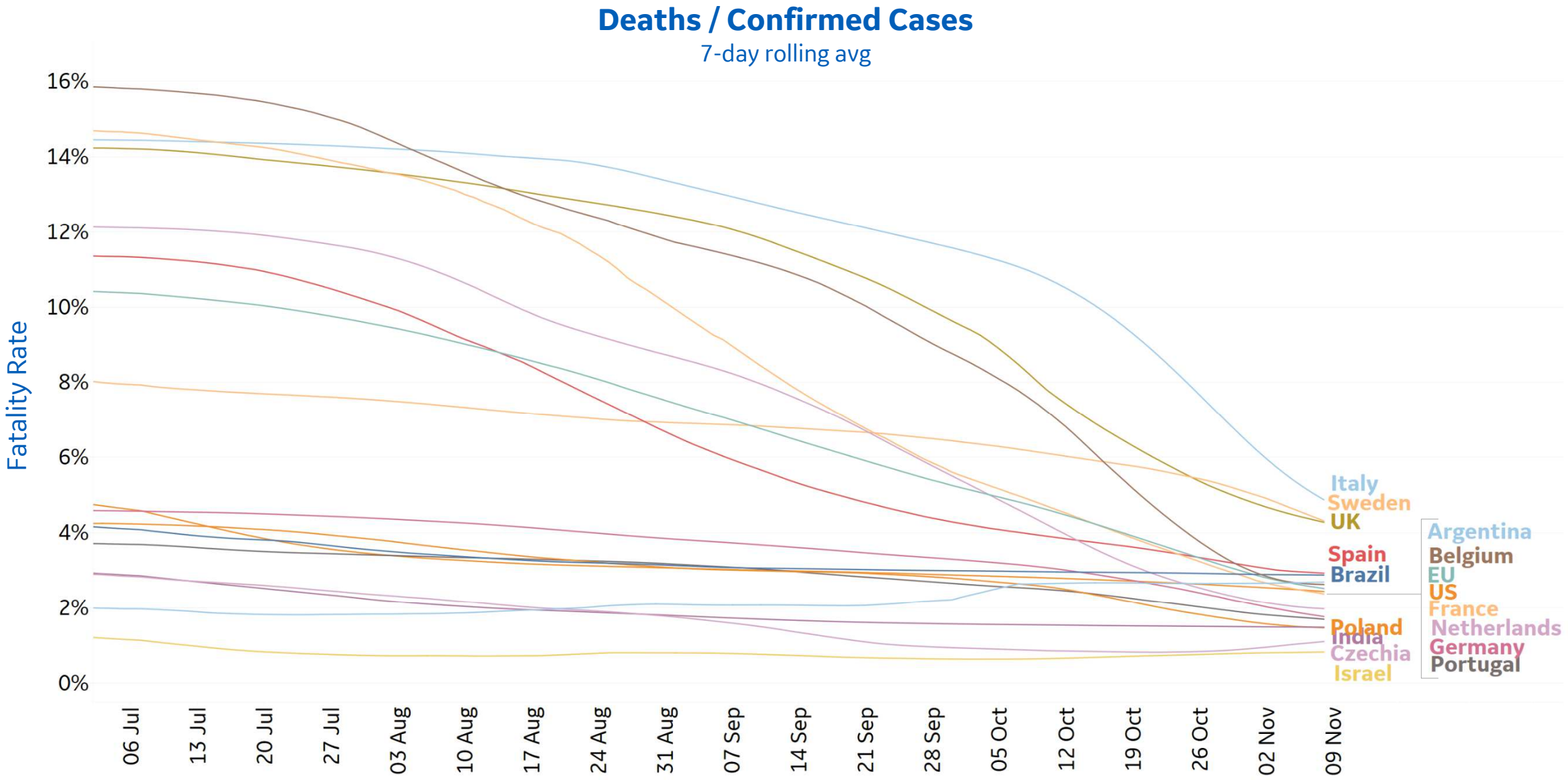


Cumulative Deaths in Select Countries





Fatality Rate in Select Countries



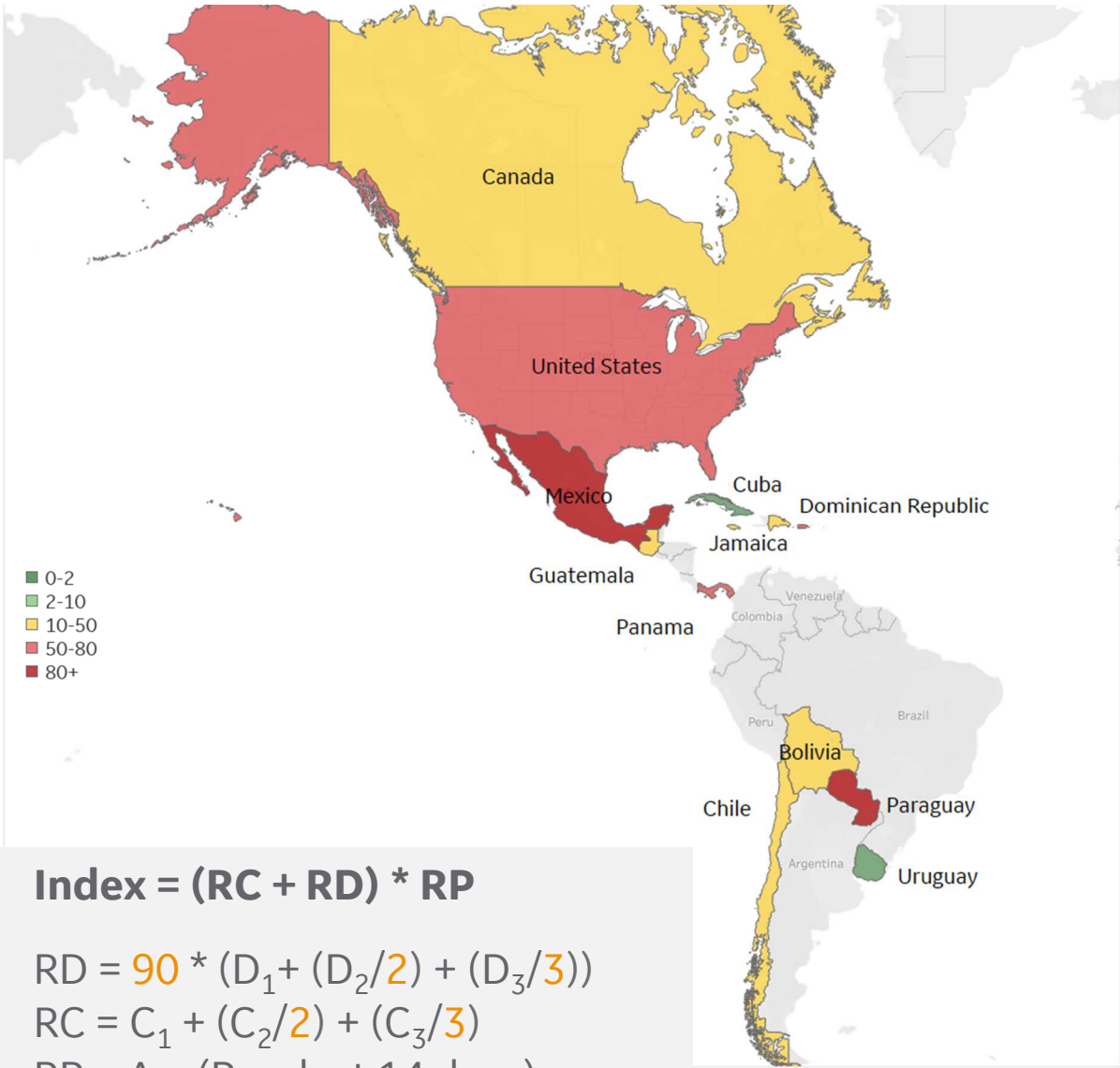


Feature: COVID Multivariate Index, North & South America

Updated 09 Nov 2020, 3:30 GMT

11

North and South America



$$\text{Index} = (\text{RC} + \text{RD}) * \text{RP}$$

$$\text{RD} = 90 * (D_1 + (D_2/2) + (D_3/3))$$

$$\text{RC} = C_1 + (C_2/2) + (C_3/3)$$

$$\text{RP} = \text{Avg}(\text{Ppc}, \text{last 14 days})$$

Based on Recent Cases, Deaths, and Positivity

Excludes countries that have not reported positivity in over 7 days

	Recent Cases Index	Recent Deaths Index	Recent Positivity	Multivariate Index
Mexico	75.7	543.9	46.9%	291
Paraguay	150.3	303.7	22.2%	101
Panama	295.3	419.2	10.8%	77
United States	503.3	437.2	7.0%	66
Bolivia	18.5	185.8	15.0%	31
Guatemala	47.6	124.4	14.2%	24
Chile	135.2	370.5	4.3%	22
Canada	157.8	177.0	5.1%	17
Jamaica	36.1	121.6	10.4%	16
Dominican Republic	67.9	46.0	10.0%	11
Uruguay	23.7	22.8	1.5%	1
Cuba	8.5	3.4	0.7%	0

Legend

RC: Recent Cases
RD: Recent Deaths
RP: Recent Positivity

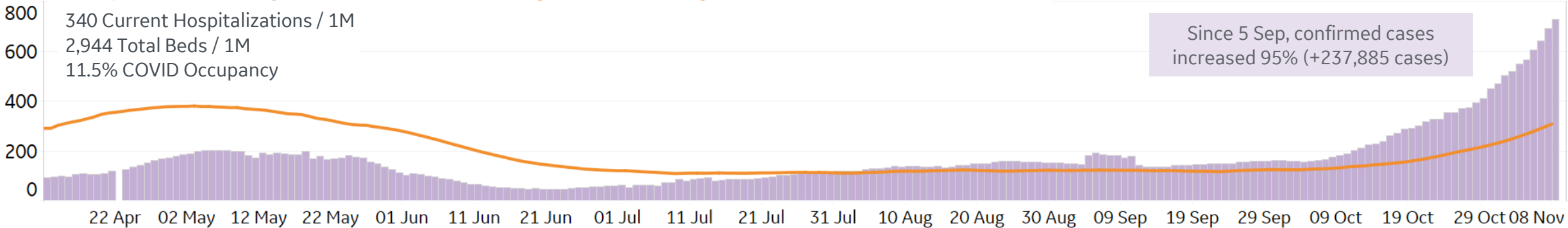
D: Deaths / 1M, daily new
C: Confirmed Cases / 1M, daily new
Ppc: % Positive Cases, daily new

₁: 0-7 days ago
₂: 8-14 days ago
₃: 15-21 days ago



Feature: Illinois

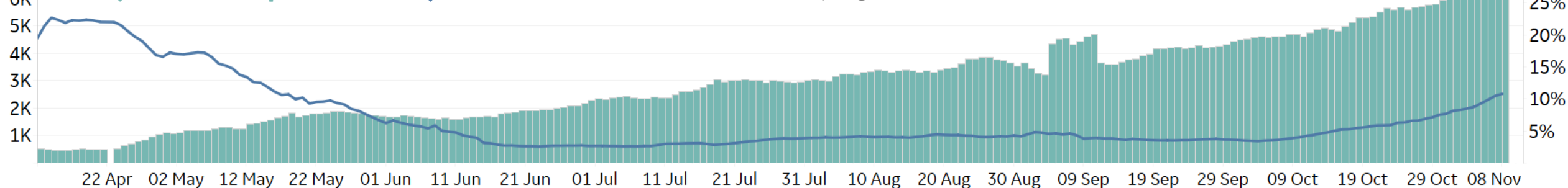
Daily New Cases per 1M & Current Hospitalizations per 1M 7-day avgs.



Daily New Deaths per 1M 7-day avg

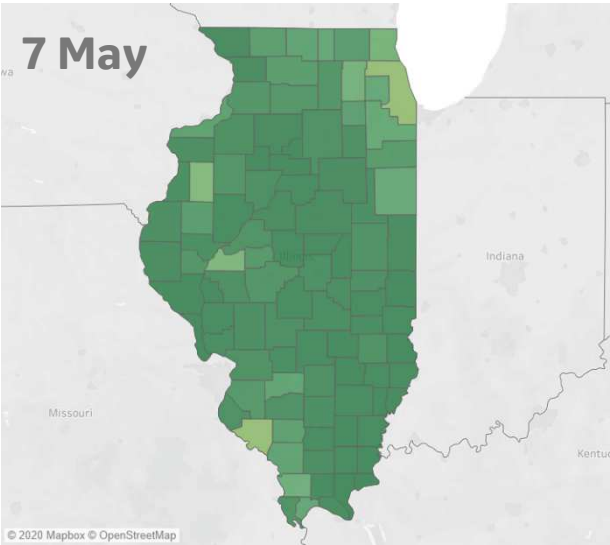


Daily New Tests per 1M & Daily % Positive Tests over time 7-day avgs.





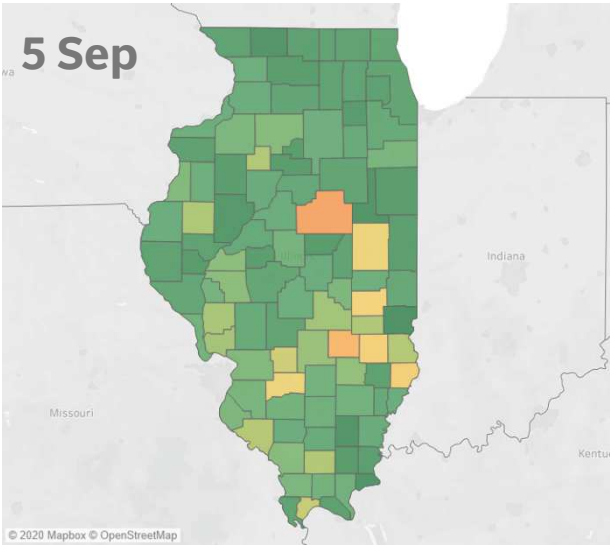
New Confirmed Cases per 1M over previous 14 Days 14-day avg



Top 10 Counties

New Cases / 1M over previous 14 days

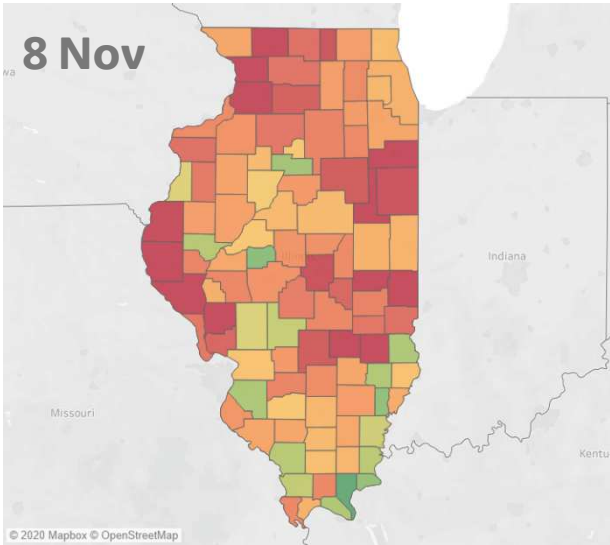
Cook County	312
Randolph County	310
Warren County	259
Cass County	247
Lake County	228
Kane County	219
Union County	197
DuPage County	168
Iroquois County	166
Will County	160



Top 10 Counties

New Cases / 1M over previous 14 days

McLean County	644
Effingham County	578
Lawrence County	515
Jasper County	513
Coles County	501
Champaign County	491
Clinton County	491
Bond County	444
Pulaski County	428
Randolph County	387



Top 10 Counties

New Cases / 1M over previous 14 days

Edgar County	1,403
Carroll County	1,343
Pike County	1,235
Whiteside County	1,204
Jasper County	1,145
Douglas County	1,141
Greene County	1,129
Ford County	1,108
Effingham County	1,075
Adams County	1,030



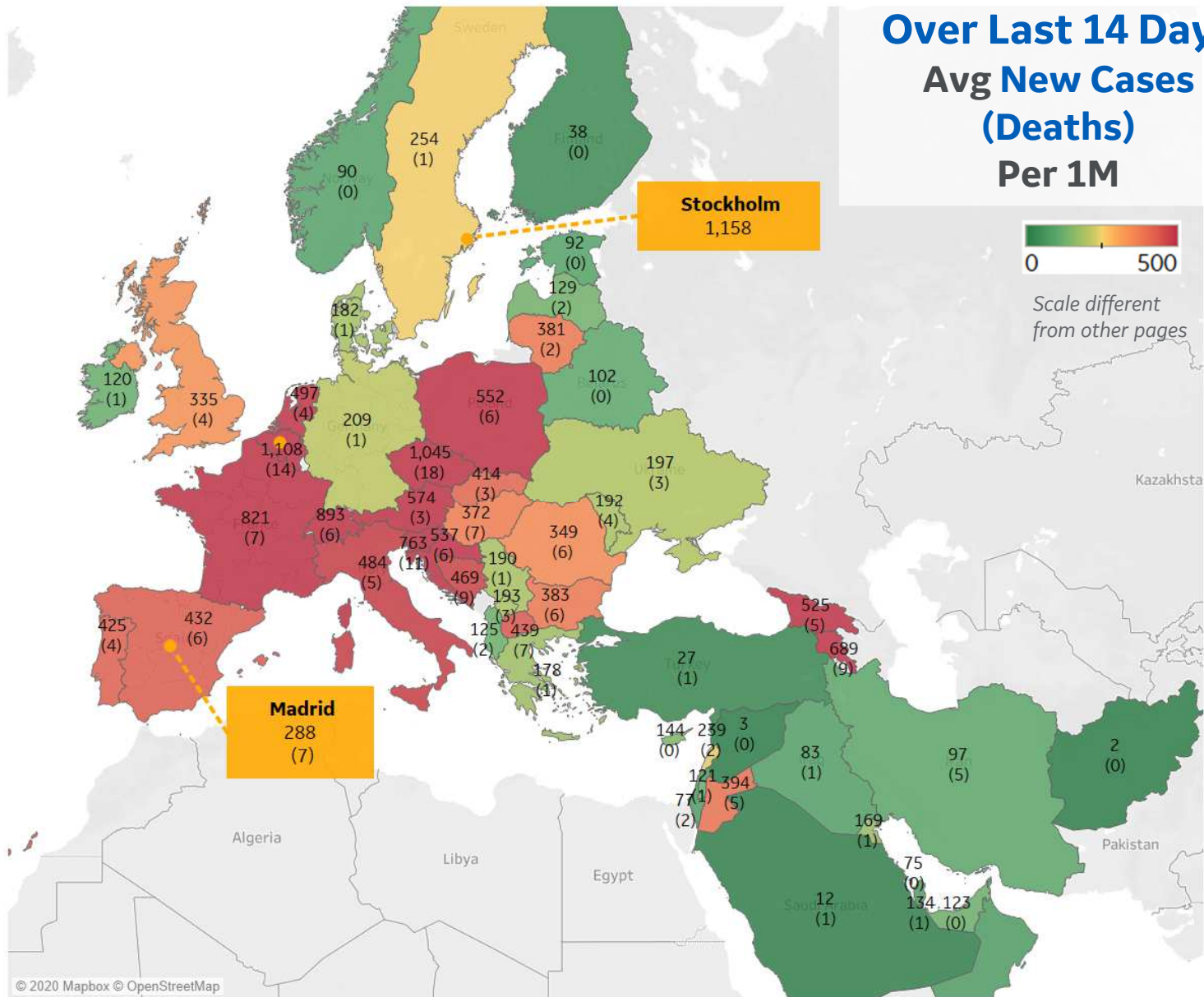
Per 1M in Region

	Today	Change
Active Cases	8,157	+3%
Confirmed	327 new	+2%
Deaths	3 new	+1%
Recovered	73 new	+1%

Most Daily New Cases / 1M

Belgium	1,108
Czechia	1,045
Switzerland	893
France	821
Slovenia	763
Armenia	689
Austria	574
Poland	552
Croatia	537
Georgia	525

* Excludes regions with population < 1M





Mexico



Per 1M in Region

	Today	Change
Active Cases	376	-4%
Confirmed	46 new	+0.6%
Deaths	2 new	+0.2%
Recovered	60 new	+0.9%

Most Daily New Cases / 1M

Durango	158
Distrito Federal	136
Chihuahua	99
Querétaro	94
Zacatecas	92
Coahuila	90
Baja California Sur	82
Nuevo León	77
Aguascalientes	73
San Luis Potosí	68

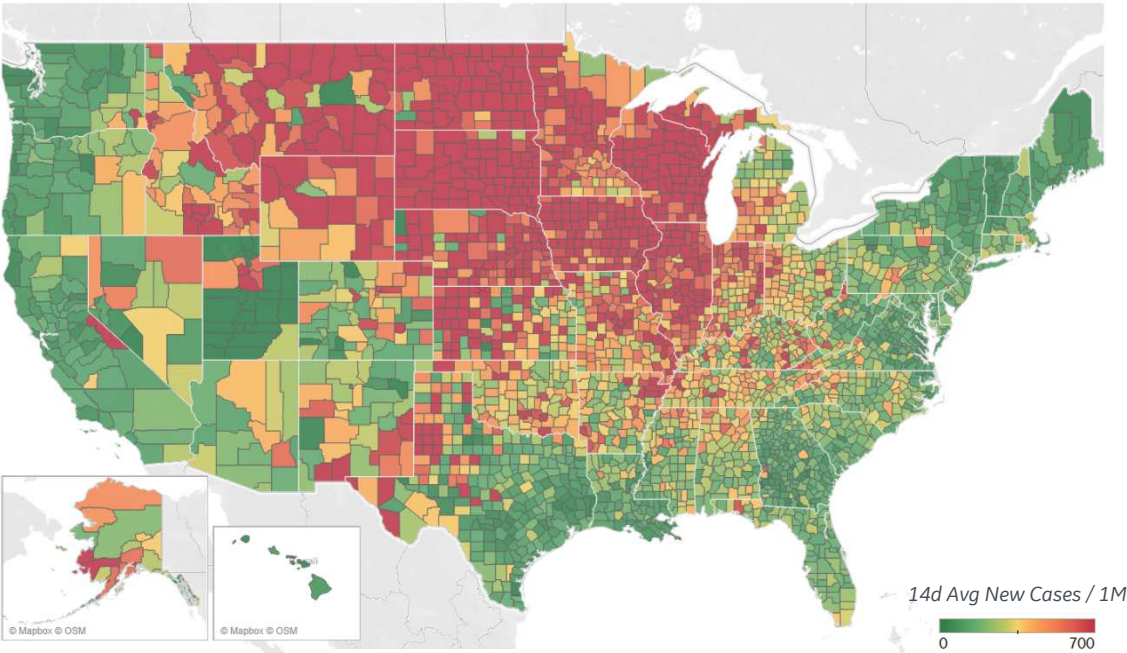




US Counties: Recent Cases and Deaths

Updated 09 Nov 2020, 3:30 GMT 16

Average New Cases per 1M Over Last 14 Days

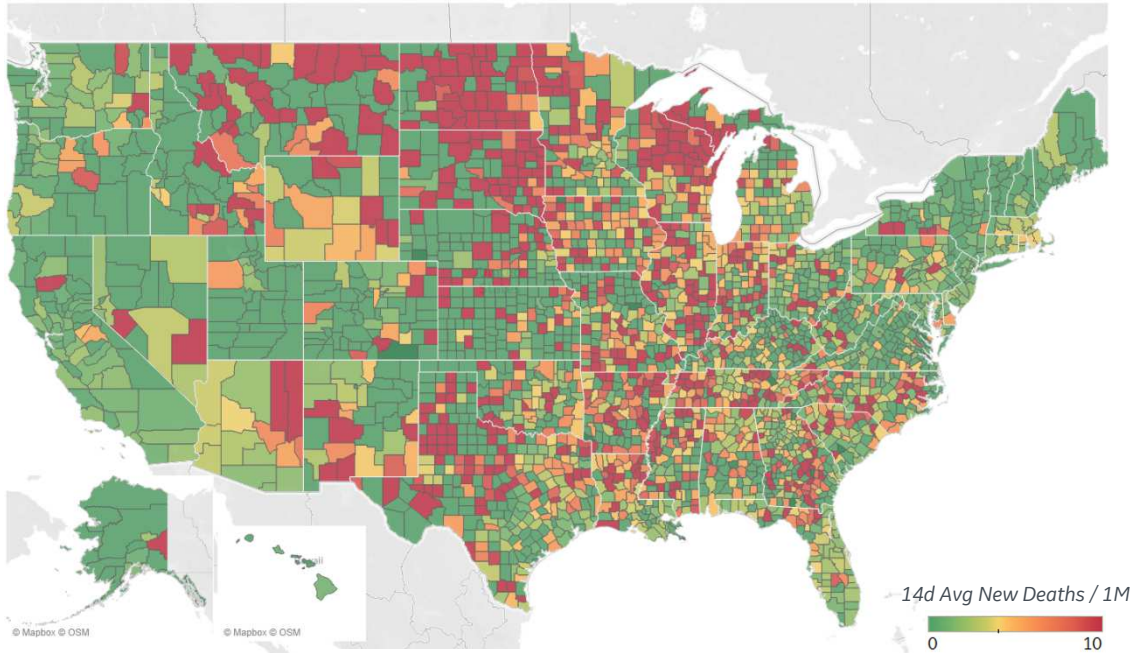


Top 10 by New Confirmed

Avg New Confirmed Cases / 1M

El Paso County, TX	2,029
Lubbock County, TX	1,192
Brown County, WI	910
Winnebago County, IL	864
Milwaukee County, WI	781
Anoka County, MN	755
Kane County, IL	747
Anchorage Municipality, AK	722
Utah County, UT	712
Salt Lake County, UT	709

Average New Deaths per 1M Over Last 14 Days



Top 10 by New Deaths

Avg New Deaths/ 1M

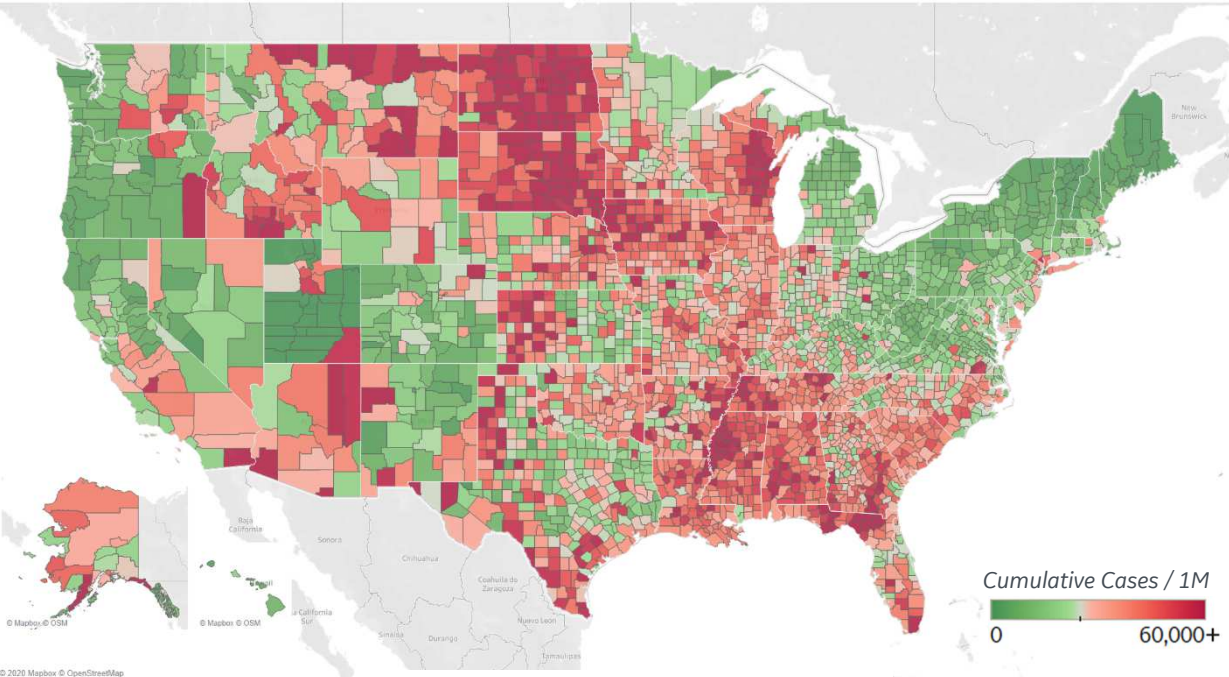
Lubbock County, TX	16
Winnebago County, IL	9
El Paso County, TX	9
Greene County, MO	8
Kalamazoo County, MI	7
Westmoreland County, PA	7
McLennan County, TX	6
Spartanburg County, SC	6
Waukesha County, WI	6
Ramsey County, MN	6

Note: Lists includes counties
≥ 250K population



US Counties: Cumulative Cases and Deaths

Confirmed **Cases** per 1M to date

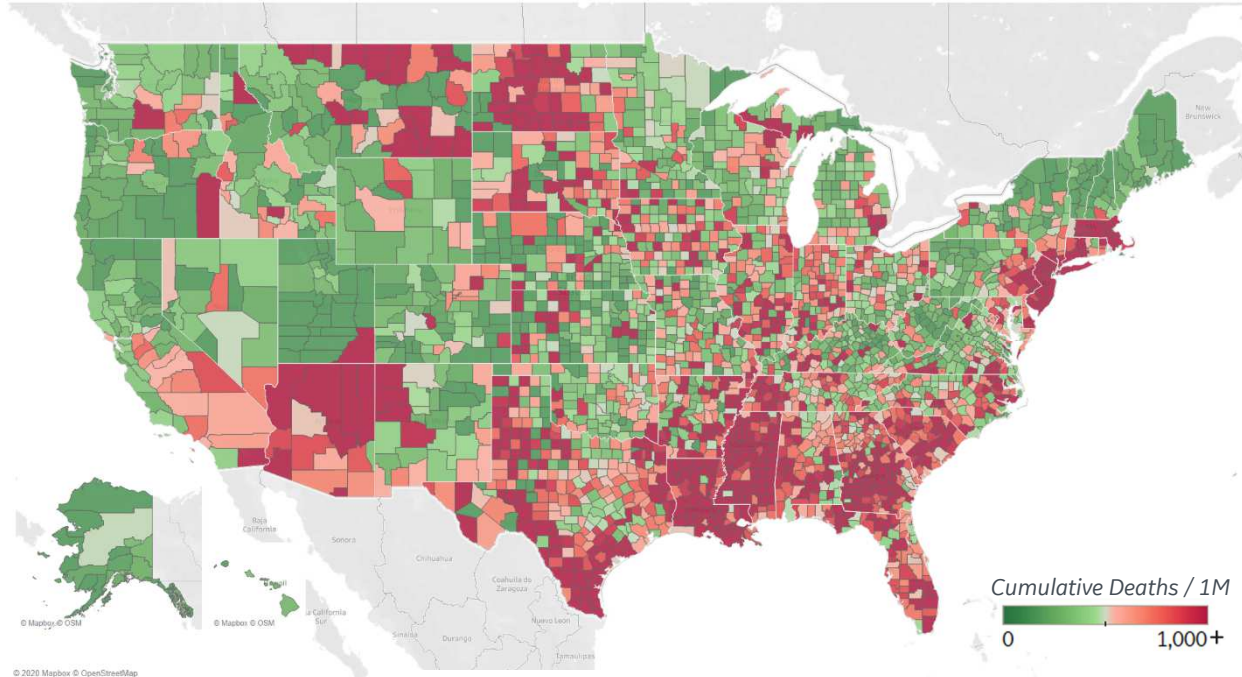


Top 10 Counties

Total Confirmed Cases / 1M

El Paso County, TX	75,260
Lubbock County, TX	71,878
Miami-Dade County, FL	71,535
Brown County, WI	67,857
Nueces County, TX	59,816
Cameron County, TX	58,129
Rockland County, NY	58,044
Webb County, TX	57,144
Utah County, UT	53,718
Milwaukee County, WI	52,124

Reported **Deaths** per 1M to date



Top 10 Counties

Total Reported Deaths / 1M

New York City*	4,465
Essex County, NJ	2,695
Cameron County, TX	2,578
Passaic County, NJ	2,527
Union County, NJ	2,477
Hudson County, NJ	2,287
Hidalgo County, TX	2,277
Bergen County, NJ	2,222
Rockland County, NY	2,100
Somerset County, NJ	1,821

Note: Lists includes counties $\geq 250K$ population

* New York City counties aggregated into one reporting area



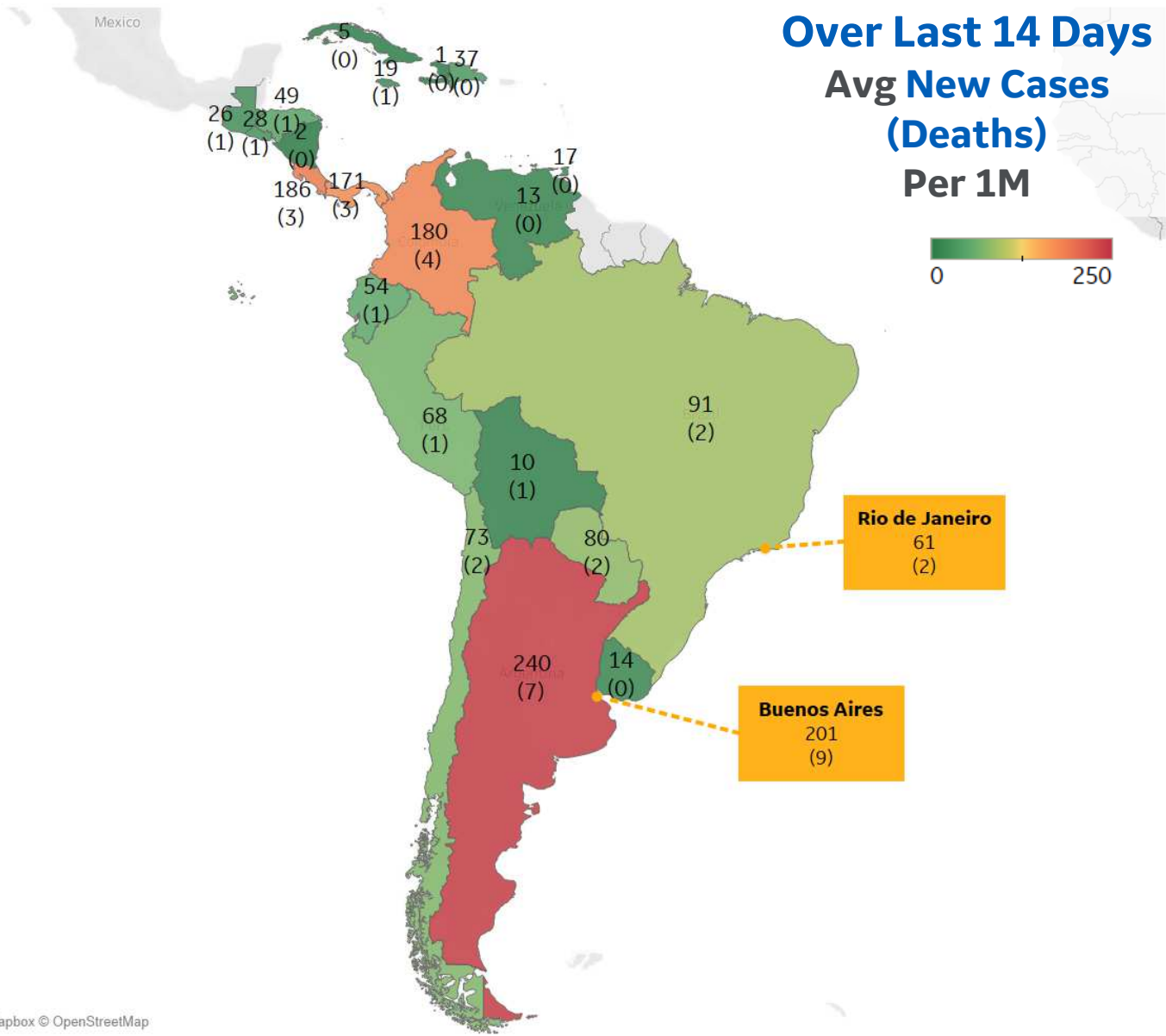
Per 1M in Region

	Today	Change
Active Cases	1,595	-2%
Confirmed	61 new	+0.3%
Deaths	1 new	+0.2%
Recovered	87 new	+0.5%

Most Daily New Cases / 1M

Argentina	240
Costa Rica	186
Colombia	180
Panama	171
Brazil	91
Paraguay	80
Chile	73
Peru	68
Ecuador	54
Honduras	49

* Excludes regions with population < 1M





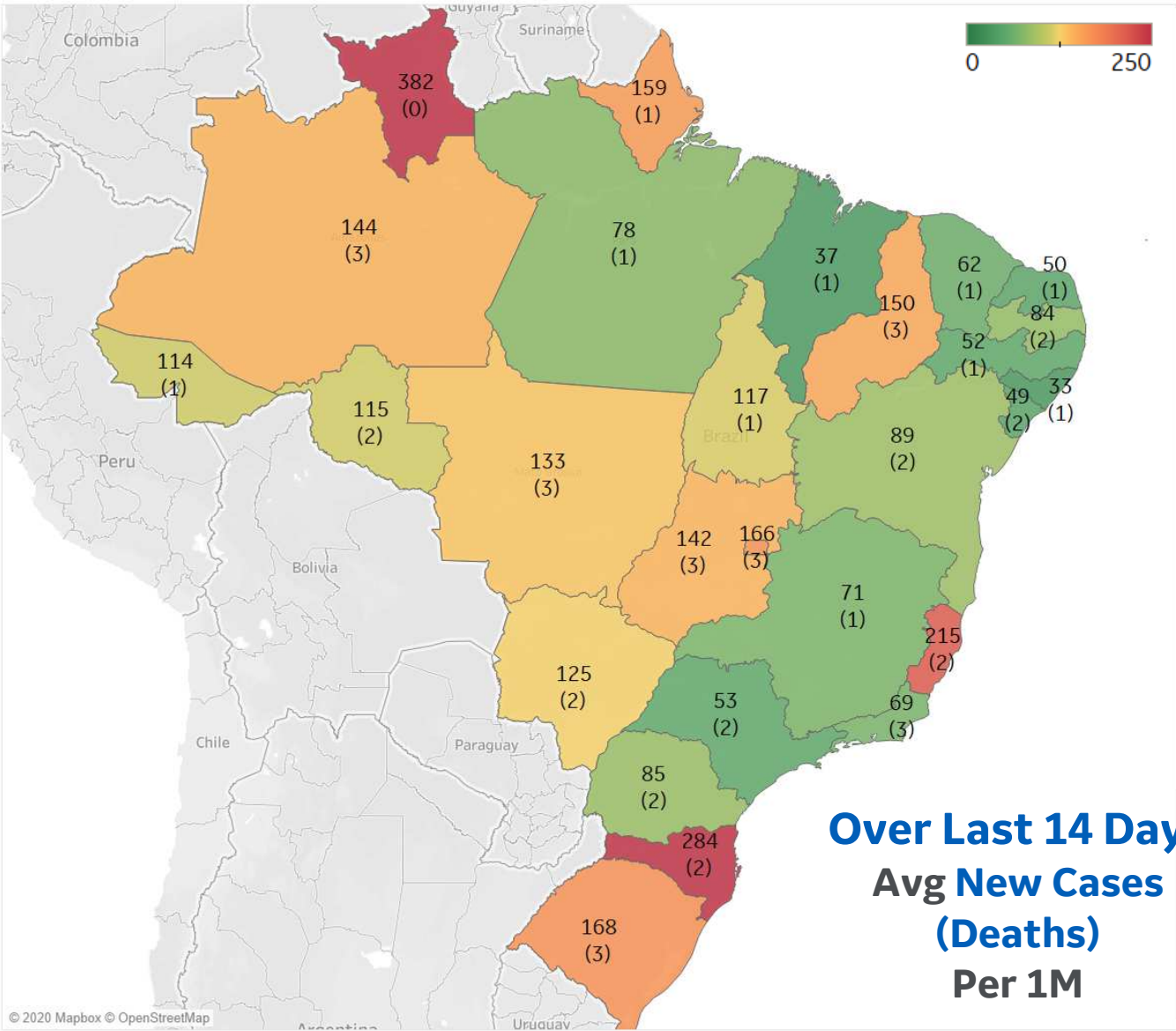
Per 1M in Region

	Today	Change
Active Cases	1,668	+1%
Confirmed	50 new	+0.2%
Deaths	1 new	+0.1%
Recovered	40 new	+0.2%

Most Daily New Cases / 1M

Santa Catarina	284
Espírito Santo	215
Rio Grande do ..	168
Distrito Federal	166
Piauí	150
Amazonas	144
Goiás	142
MatoGrosso	133
MatoGrosso d..	125
Tocantins	117

* Excludes regions with population < 1M



Over Last 14 Days
Avg New Cases
(Deaths)
Per 1M



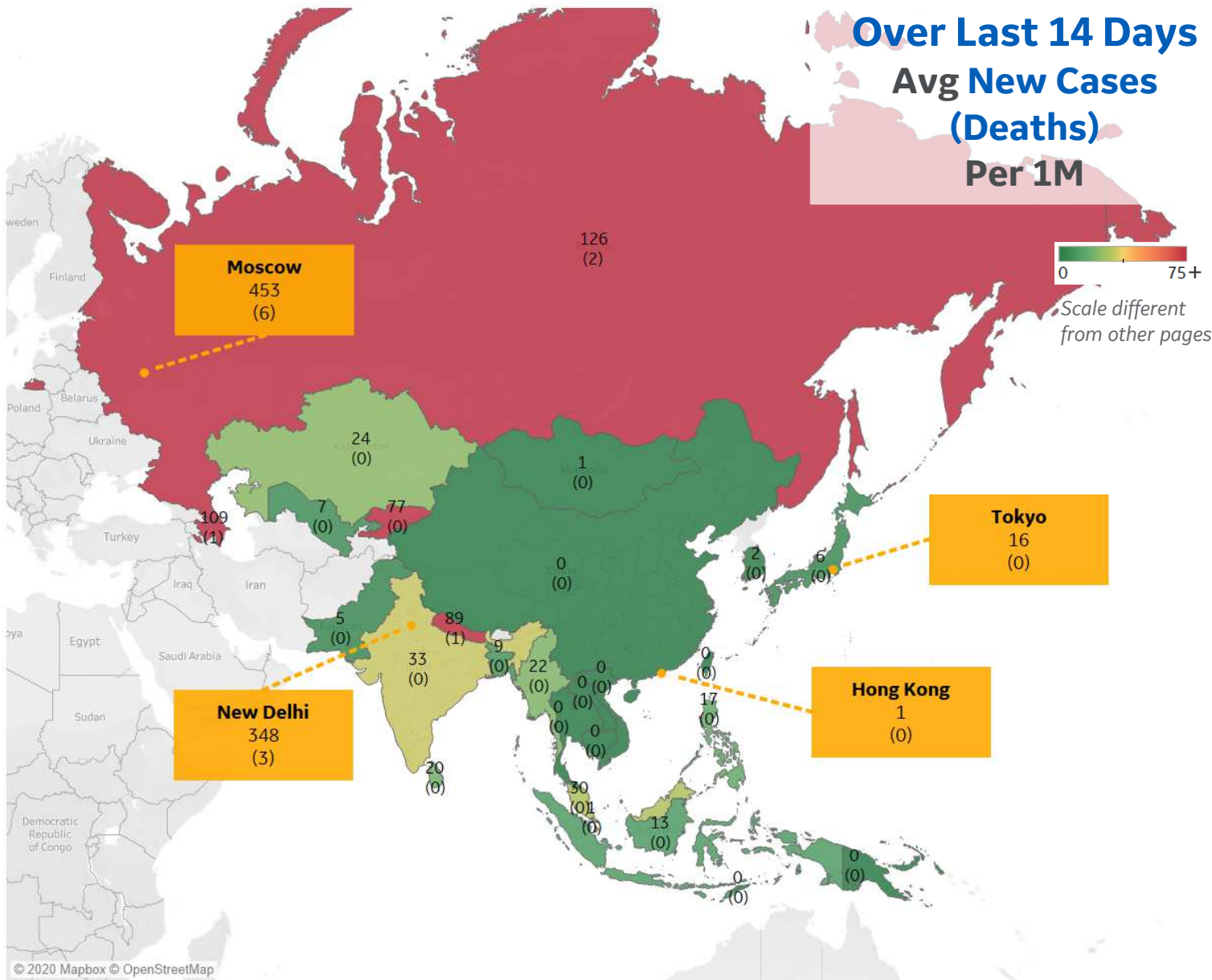
Per 1M in Region

	Today	Change
Active Cases	279	+0%
Confirmed	20 new	+1%
Deaths	0.2 new	+0.5%
Recovered	19 new	+1%

Most Daily New Cases / 1M

Russia	126
Azerbaijan	109
Nepal	89
Kyrgyzstan	77
India	33
Malaysia	30
Kazakhstan	24
Myanmar	22
Sri Lanka	20
Philippines	17

* Excludes regions with population < 1M





Per 1M in Region

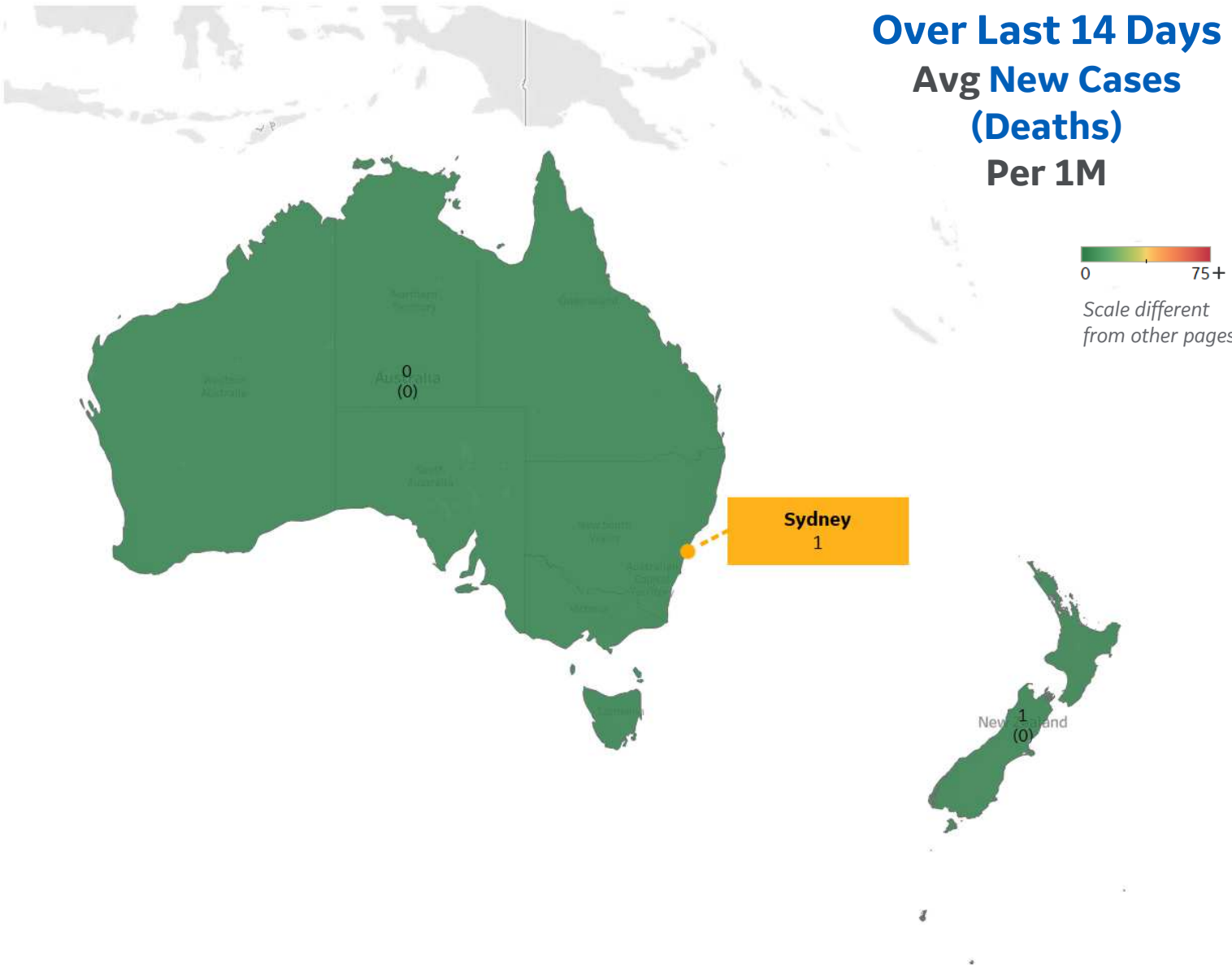
	Today	Change
Active Cases	44	+0%
Confirmed	0 new	+0%
Deaths	0 new	+0%
Recovered	0 new	+0%

Most Daily New Cases / 1M

New Zealand	1
Australia	0

* Excludes regions with population < 1M

Over Last 14 Days Avg New Cases (Deaths) Per 1M





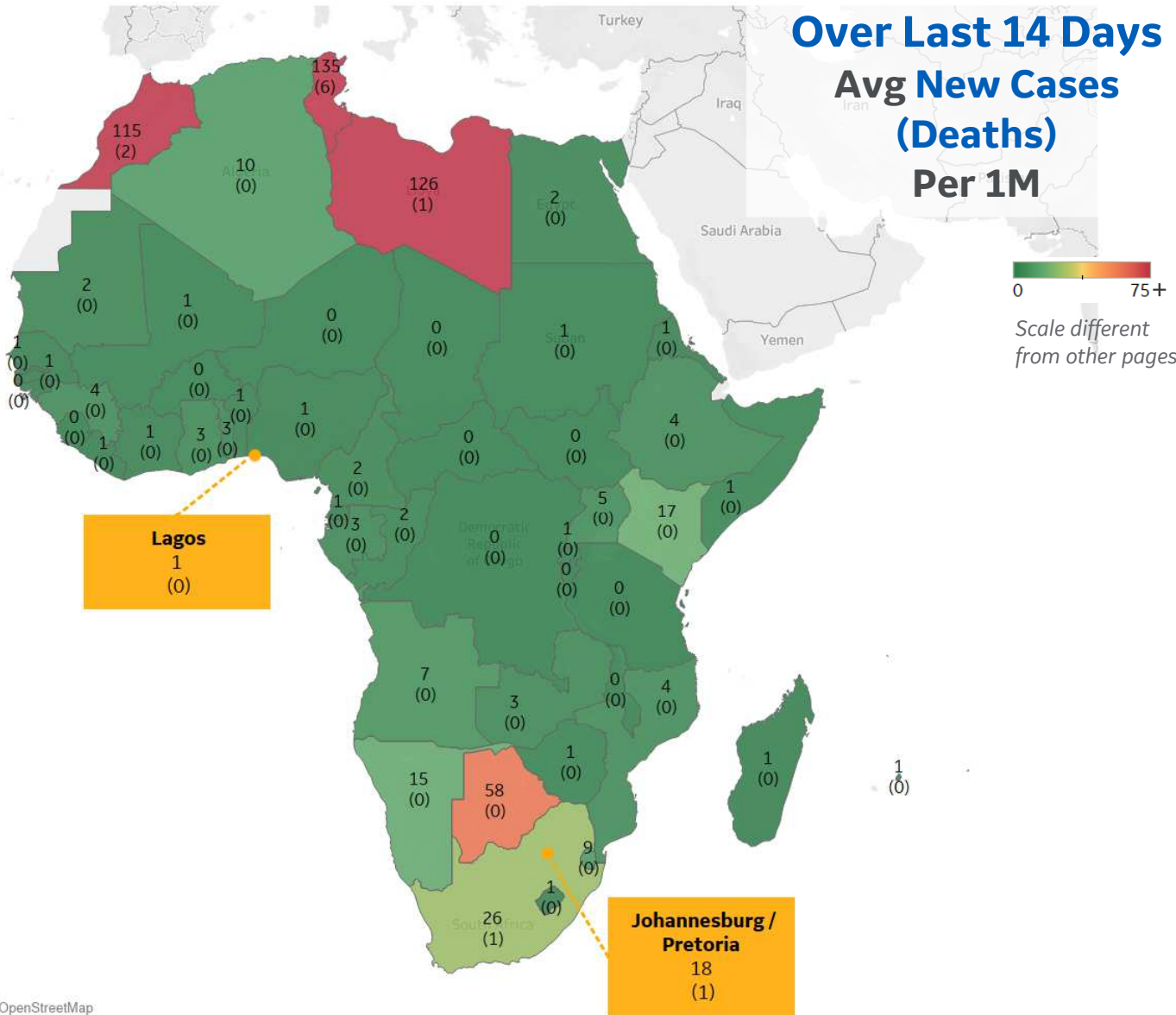
Per 1M in Region

	Today	Change
Active Cases	187	+0%
Confirmed	9 new	+0.7%
Deaths	0.4 new	+1.1%
Recovered	9 new	+0.8%

Most Daily New Cases / 1M

Tunisia	135
Libya	126
Morocco	115
Botswana	58
South Africa	26
Kenya	17
Namibia	15
Algeria	10
Eswatini	9
Angola	7

* Excludes regions with population < 1M





** Per 1M = Per 1 Million Population unless otherwise noted

Johns Hopkins Coronavirus Resource Center:

<https://coronavirus.jhu.edu/map.html>

Worldometer Coronavirus Reporting:

<https://www.worldometers.info/coronavirus/>

Public Health England:

<https://www.gov.uk/government/publications/covid-19-track-coronavirus-cases>

US Department of Homeland Security, Homeland Infrastructure Foundation-Level Data:

<https://hifld-geoplatform.opendata.arcgis.com/datasets/hospitals>

City of New York, NYC Health:

<https://www1.nyc.gov/site/doh/covid/covid-19-data.page>

Chicago Coronavirus Latest Data:

<https://www.chicago.gov/city/en/sites/covid-19/home/latest-data.html>

National Health Commission of the PRC:

<http://www.nhc.gov.cn/xcs/yqtb/202003/bf66696029ba420098164607240074f8.shtml>

Korean Centers for Disease Control and Prevention:

http://www.cdc.go.kr/cdc_eng/

CDC, Severe Outcomes Among Patients with Coronavirus Disease 2019 (COVID-19):

<https://www.cdc.gov/mmwr/volumes/69/wr/mm6912e2.htm>

Italian Department of Civil Protection, COVID Monitoring:

<http://opendatadpc.maps.arcgis.com/apps/opsdashboard/index.html#/b0c68bce2cce478eaac82fe38d4138b1>

The COVID Tracking Project:

<https://covidtracking.com/data/>

UK Office for National Statistics

<https://www.ons.gov.uk/peoplepopulationandcommunity/birthsdeathsandmarriages/deaths/bulletins/deathsregisterweeklyinenglandandwalesprovisional/weekending24april2020>

COVID-19 Information for Switzerland:

<https://www.corona-data.ch/>

The COVID Tracking Project

<https://covidtracking.com/data/api>

European Centre for Disease Prevention and Control

<https://www.ecdc.europa.eu/en/publications-data/download-data-hospital-and-icu-admission-rates-and-current-occupancy-covid-19>

Provincial Health Services Authority of Canada, BC Center for Disease Control:

<http://www.bccdc.ca/about/news-stories/stories/2020/information-on-novel-coronavirus>

Secretary of Health, Mexico:

<https://www.gob.mx/salud/en>

OECD Economic Outlooks, Statistics:

https://www.oecd-ilibrary.org/economics/data/oecd-economic-outlook-statistics-and-projections_eo-data-en

Public Health Authority of Sweden:

<https://www.folkhalsomyndigheten.se/smittskydd-beredskap/utbrott/aktuella-utbrott/covid-19/bekraftade-fall-i-sverige>

National Public Health Agency of France:

<https://www.santepubliquefrance.fr/regions/ile-de-france/documents/bulletin-regional/2020/covid-19-point-epidemiologique-en-ile-de-france-du-23-avril-2020>

Florida Department of Health, COVID-19 Response:

<https://floridahealthcovid19.gov>

CDC:

<https://www.cdc.gov/covid-data-tracker/index.html#demographics>

CDC Provisional COVID19 Deaths Counts

<https://data.cdc.gov/NCHS/Provisional-COVID-19-Death-Counts-by-Sex-Age-and-S/9bhg-hcku>

Johns Hopkins Coronavirus Resource Center:

<https://coronavirus.jhu.edu/map.html>

WHO Europe, Surveillance Report:

<http://www.euro.who.int/en/health-topics/health-emergencies/coronavirus-covid-19/weekly-surveillance-report>

WHO Europe, Principles for Transition:

<http://www.euro.who.int/en/media-centre/sections/statements/2020/statement-transition-to-a-new-normal-during-the-covid-19-pandemic-must-be-guided-by-public-health-principles>