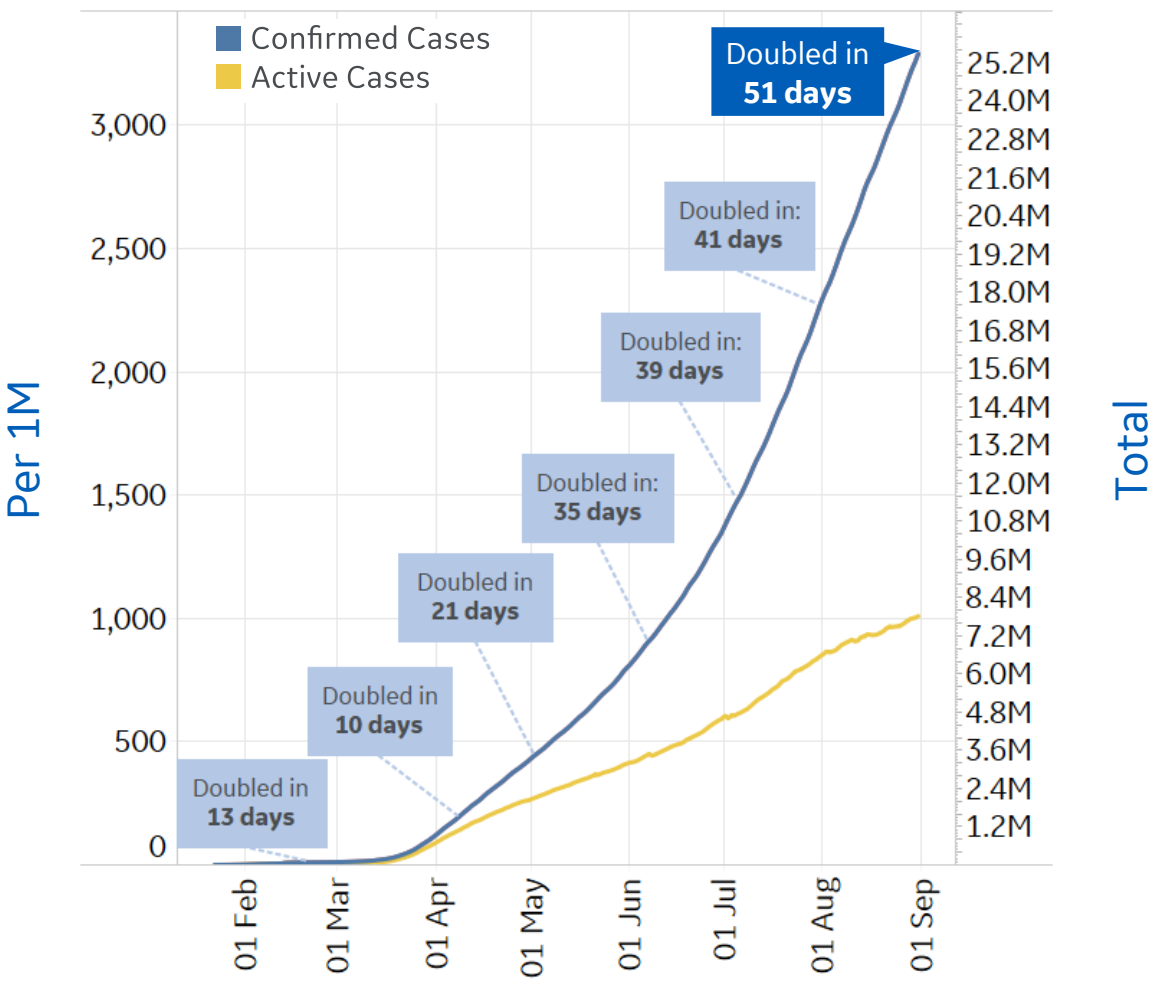




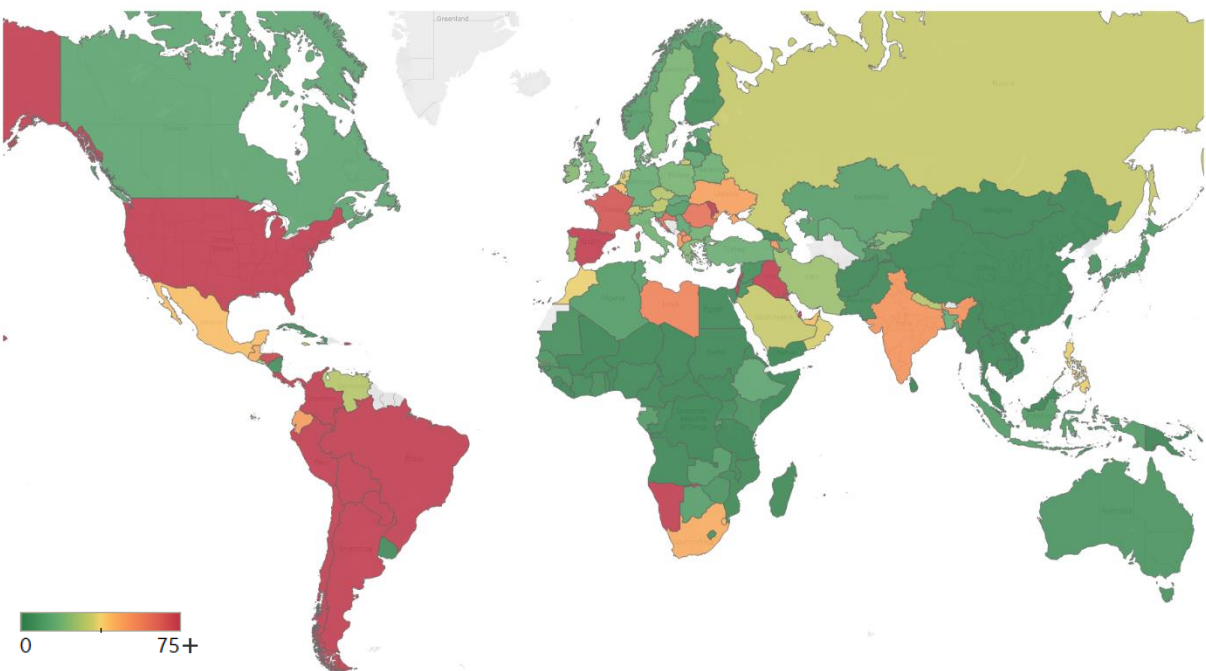
# Global Confirmed & Active Cases

Trend since 22 Jan



Avg. Daily New Cases / 1M

Over the last 14 days



Per 1M:	Today		Change
Active Today	1,009		+0.7%
Active	7	new	+0.7%
Confirmed	34	new	+1%
Deaths	1	new	+0.5%
Recovered	26	new	+1%



# New Confirmed Cases & New Deaths

Key

North America

Europe

Middle East

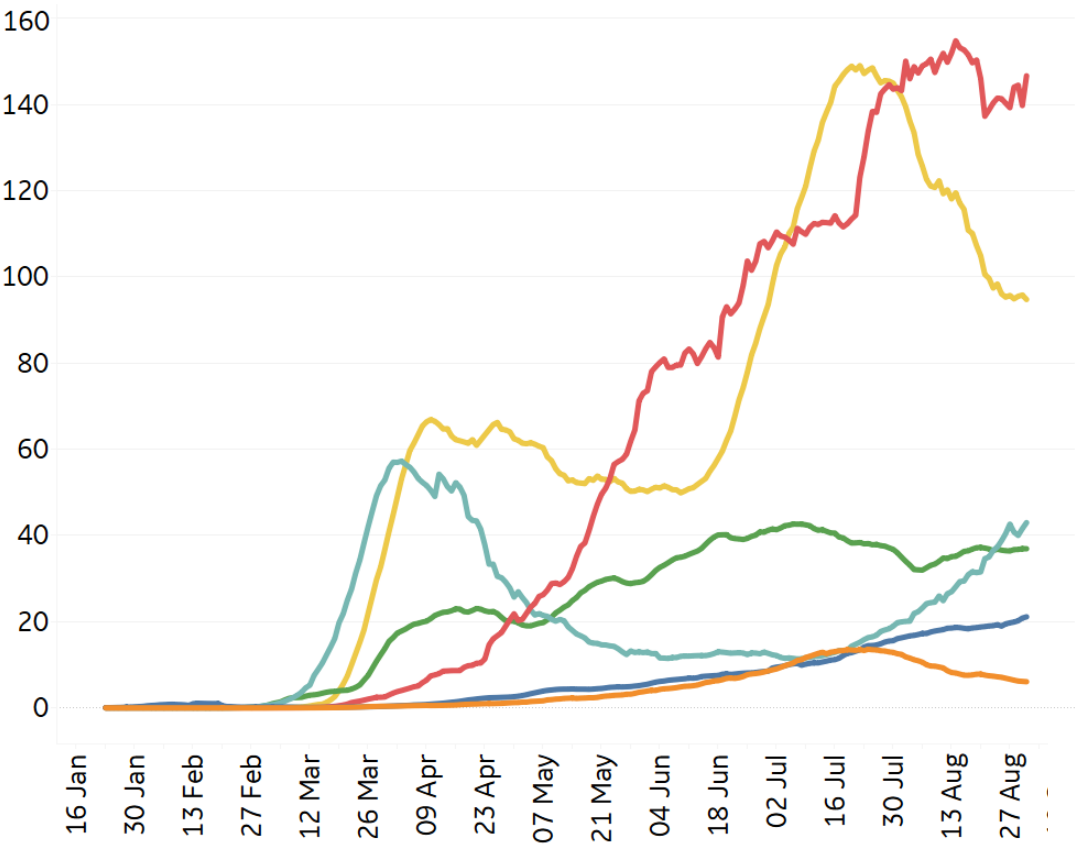
Central/South America

Asia

Africa

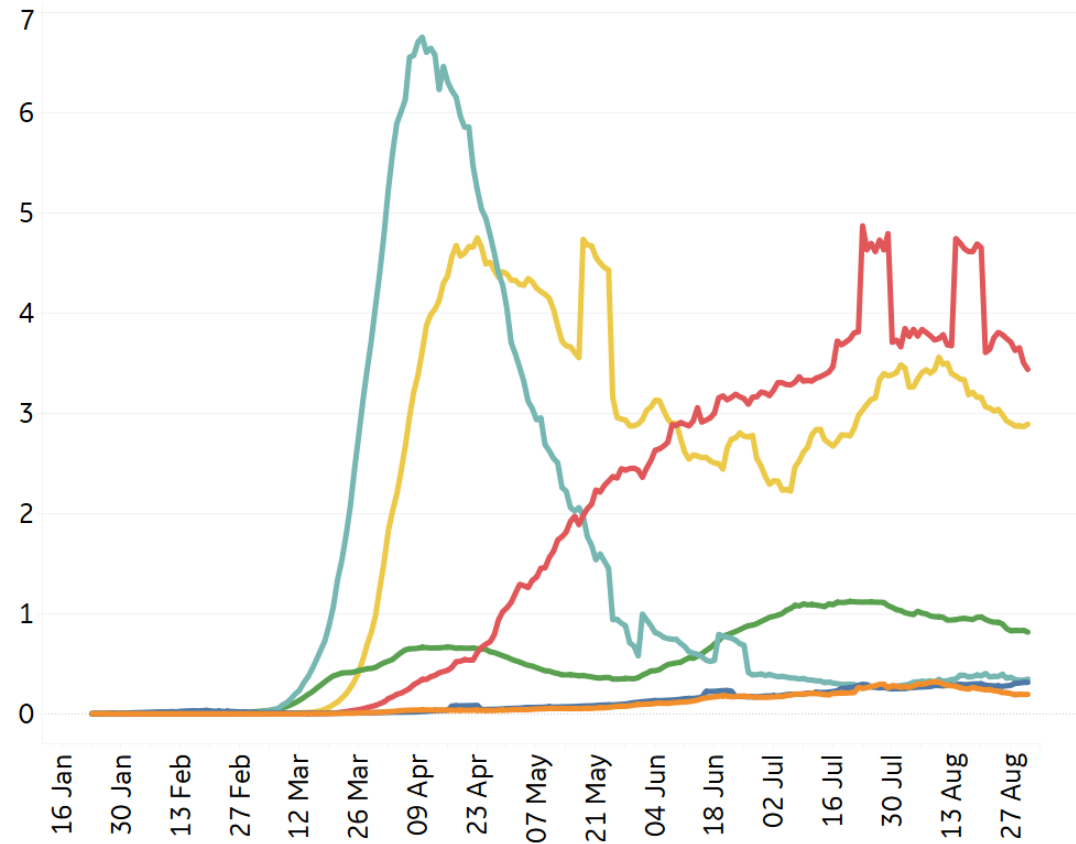
New Confirmed Cases / 1M

7-day rolling average



New Deaths / 1M

7-day rolling average





# Top 50 Countries: Per 1M



## 1 - 25

	Today		Total Since 22 Jan			Change from 14d Ago <sup>*</sup> in 14 day avg of daily new	
	New Confirmed	New Deaths	Total Confirmed	Total Recovered	Total Deaths	Confirmed	Deaths
Peru	234	5	19,628	13,814	873	8%	-61%
Belgium	17	0	7,355	1,590	854	-18%	-152%
Spain	504	2	9,900	3,216	622	67%	157%
UK	21	0	4,980	N/A**	613	23%	-16%
Chile	92	2	21,538	20,081	591	-7%	-4%
Italy	16	0	4,453	3,434	587	149%	-65%
Sweden	42	-1	8,355	N/A**	575	-33%	-111%
Brazil	216	3	18,387	15,377	571	-10%	-7%
US	102	2	18,219	6,601	555	-18%	-9%
Mexico	29	2	4,650	3,849	500	-10%	-18%
France	49	0	4,887	1,330	469	99%	24%
Panama	213	2	21,550	15,336	464	-26%	-26%
Bolivia	54	5	9,989	5,175	431	-21%	1%
Colombia	141	6	12,088	9,030	386	-7%	-1%
Ecuador	7	0	6,448	5,763	372	-18%	50%
Netherlands	32	0	4,274	59	365	-10%	132%
Ireland	10	0	5,835	4,732	360	36%	-73%
EU	75	0	4,322	2,107	315	48%	1%
Armenia	10	1	14,775	12,730	297	-20%	-11%
North Macedo..	5	1	6,884	5,355	289	-12%	19%
Kosovo	0	0	6,873	4,762	264	-37%	-27%
Iran	20	1	4,467	3,848	257	-11%	-26%
Moldova	55	1	9,152	6,414	247	34%	-19%
South Africa	33	2	10,572	9,120	239	-49%	-37%
Switzerland	19	0	4,873	4,171	232	49%	50%

## 26 - 50

	Today		Total Since 22 Jan			Change from 14d Ago <sup>*</sup> in 14 day avg of daily new	
	New Confirmed	New Deaths	Total Confirmed	Total Recovered	Total Deaths	Confirmed	Deaths
Argentina	206	4	9,243	6,664	192	28%	42%
Honduras	85	2	6,160	1,050	189	39%	46%
Romania	39	2	4,550	1,968	188	-5%	-1%
Bos. and Herz.	52	3	6,085	3,991	186	6%	-1%
Portugal	24	0	5,689	4,115	179	42%	5%
Iraq	93	2	5,841	4,391	175	14%	7%
Kyrgyzstan	12	0	6,728	5,895	162	-61%	-676%
Dom. Rep.	44	3	8,731	6,276	158	-41%	-23%
Guatemala	9	1	4,135	3,464	154	-2%	-1%
Oman	35	2	16,786	15,825	134	-39%	-42%
Kuwait	111	0	19,929	18,083	124	-3%	-29%
Russia	34	1	6,800	5,532	117	-6%	-7%
Saudi Arabia	27	1	9,070	8,353	112	-20%	-5%
Bahrain	234	1	30,543	28,824	112	-11%	-26%
El Salvador	14	1	3,967	2,203	111	-53%	-30%
Israel	298	2	13,471	10,977	108	7%	69%
Costa Rica	312	4	8,105	3,152	86	26%	-1%
Kazakhstan	4	0	5,638	5,129	81	-73%	-47%
Eswatini	14	0	3,945	3,042	78	-35%	-36%
Belarus	17	1	7,603	7,457	72	58%	62%
Qatar	70	0	41,227	40,147	68	-16%	-75%
UAE	55	0	7,101	6,161	39	68%	54%
West Bank an..	115	0	4,975	3,295	33	37%	34%
Singapore	7	0	9,711	9,514	5	-65%	N/A
Total World	34	1	3,290	2,171	110	0%	-10%

\*Change from 14d ago:  
Compares 14d-avgs. of Daily New Cases/Deaths  
today with 14d-avgs. from 14d ago

New cases in **India** account for **24%** of new cases today Worldwide

Sorted by Total Deaths / 1M  
Top 50 countries selected by Cases / 1M  
Excluded countries with population < 1M

N/A\*\* due to inconsistent reporting of Recovered Cases



# Top 50 Countries: Raw Volume

Updated 1 Sept 2020, 3:30 GMT

4

## 1 - 25

	Today		Total Since 22 Jan			Change from 14d Ago <sup>*</sup> in 14 day avg of daily new	
	New Confirmed	New Deaths	Total Confirmed	Total Recovered	Total Deaths	Confirmed	Deaths
US	33,888	594	6,030,587	2,184,825	183,597	-18%	-9%
EU	33,285	186	1,924,458	938,172	140,053	48%	1%
Brazil	45,961	553	3,908,272	3,268,591	121,381	-10%	-7%
India	69,921	819	3,691,166	2,839,882	65,288	17%	5%
Mexico	3,719	256	599,560	496,222	64,414	-10%	-18%
UK	1,415	3	338,083	N/A**	41,589	23%	-16%
Italy	996	6	269,214	207,653	35,483	149%	-65%
France	3,173	29	318,986	86,790	30,640	99%	24%
Spain	23,572	83	462,858	150,376	29,094	67%	157%
Peru	7,731	181	647,166	455,457	28,788	8%	-61%
Iran	1,642	109	375,212	323,233	21,571	-11%	-26%
Colombia	7,190	299	615,094	459,460	19,662	-7%	-1%
Russia	4,932	83	992,402	807,339	17,128	-6%	-7%
South Africa	1,985	121	627,041	540,923	14,149	-49%	-37%
Chile	1,752	45	411,726	383,879	11,289	-7%	-4%
Belgium	194	1	85,236	18,422	9,895	-18%	-152%
Germany	1,497	3	244,802	216,795	9,303	24%	-18%
Canada	1,030	9	130,918	116,020	9,173	28%	23%
Argentina	9,309	203	417,735	301,195	8,660	28%	42%
Indonesia	2,743	74	174,796	125,959	7,417	18%	34%
Iraq	3,757	83	234,934	176,602	7,042	14%	7%
Ecuador	119	1	113,767	101,669	6,556	-18%	50%
Turkey	1,587	44	270,133	244,926	6,370	17%	50%
Pakistan	213	6	295,849	280,682	6,294	-24%	-32%
Netherlands	553	0	73,232	1,010	6,252	-10%	132%

## 26 - 50

	Today		Total Since 22 Jan			Change from 14d Ago <sup>*</sup> in 14 day avg of daily new	
	New Confirmed	New Deaths	Total Confirmed	Total Recovered	Total Deaths	Confirmed	Deaths
Sweden	421	-13	84,379	N/A**	5,808	-33%	-111%
Egypt	212	22	98,939	72,929	5,421	20%	-13%
Bolivia	630	61	116,598	60,408	5,027	-21%	1%
China	19	1	89,914	84,594	4,723	-65%	-35%
Bangladesh	2,174	33	312,996	204,887	4,281	-9%	15%
Saudi Arabia	951	27	315,772	290,796	3,897	-20%	-5%
Romania	755	43	87,540	37,869	3,621	-5%	-1%
Philippines	3,423	38	220,819	157,562	3,558	-3%	52%
Guatemala	162	20	74,074	62,068	2,760	-2%	-1%
Ukraine	2,202	30	124,132	59,162	2,605	44%	34%
Poland	502	6	67,372	46,638	2,039	3%	1%
Panama	917	7	92,982	66,173	2,002	-26%	-26%
Honduras	840	15	61,014	10,396	1,873	39%	46%
Portugal	244	3	58,012	41,961	1,822	42%	5%
Dom. Rep.	474	29	94,715	68,082	1,710	-41%	-23%
Kazakhstan	77	0	105,872	96,297	1,523	-73%	-47%
Japan	438	13	68,396	56,338	1,298	-30%	98%
Morocco	1,191	30	62,590	47,595	1,141	10%	64%
Israel	2,576	20	116,596	95,009	939	7%	69%
Oman	178	8	85,722	80,810	685	-39%	-42%
Belarus	156	5	71,843	70,468	681	58%	62%
Kuwait	473	1	85,109	77,224	531	-3%	-29%
UAE	541	2	70,231	60,931	384	68%	54%
Qatar	203	0	118,778	115,667	197	-16%	-75%
Total World	261,790	4,203	25,484,767	16,819,592	850,535	0%	-10%

\*Change from 14d ago:  
Compares 14d-avgs. of Daily New Cases/Deaths  
today with 14d-avgs. from 14d ago

Confirmed Cases in the **US** surpassed **6M**

Sorted by Raw Total Deaths  
Top 50countries selected by Total Cases  
Excluded countries with population < 1M

N/A\*\* due to inconsistent reporting of Recovered Cases



# United States: Per 1M



## 1 - 25

	Today		Total Since 22 Jan			Change from 14d Ago* in 14 day avg of daily new	
	New Confirmed	New Deaths	Total Confirmed	Total Recovered	Total Deaths	Confirmed	Deaths
New Jersey	39	1	21,612	3,818	1,795	-19%	-59%
New York	34	0	22,348	3,860	1,694	-3%	-13%
Massachusetts	44	2	18,648	15,077	1,314	-9%	12%
Connecticut	108	0	14,832	2,515	1,252	34%	-53%
Louisiana	70	4	31,878	27,516	1,065	-45%	-16%
Rhode Island	251	2	20,719	1,990	989	4%	92%
DC	47	1	19,826	15,735	860	-25%	-9%
Mississippi	92	11	27,872	22,821	831	-7%	-2%
Arizona	24	0	27,729	4,215	691	-46%	-28%
Michigan	50	1	11,317	7,625	676	-1%	29%
Illinois	131	1	18,681	N/A	650	12%	10%
Delaware	88	1	17,899	9,634	621	-40%	50%
Maryland	76	0	17,905	1,013	621	-21%	-3%
Pennsylvania	52	0	10,842	8,585	598	-15%	-10%
Georgia	141	3	25,474	N/A	531	-27%	2%
S. Carolina	130	2	23,111	9,989	528	-14%	-13%
Florida	88	3	29,029	N/A	521	-44%	-31%
Indiana	131	1	13,992	10,634	490	5%	4%
Alabama	168	4	25,709	9,795	445	4%	-12%
Texas	109	3	21,822	17,502	441	-31%	-32%
Nevada	104	1	22,475	576	424	-33%	-1%
New Mexico	33	4	12,091	6,158	372	-22%	-3%
Iowa	171	2	20,646	14,814	355	78%	29%
Ohio	77	1	10,536	8,780	354	-7%	5%
Colorado	35	1	9,968	1,033	338	-25%	-6%
Minnesota	120	0	13,452	11,997	331	11%	6%

## 26 - 51

	Today		Total Since 22 Jan			Change from 14d Ago* in 14 day avg of daily new	
	New Confirmed	New Deaths	Total Confirmed	Total Recovered	Total Deaths	Confirmed	Deaths
Minnesota	120	0	13,452	11,997	331	11%	6%
California	165	2	18,032	N/A	330	-26%	-7%
New Hampshire	15	0	5,350	4,865	318	-21%	50%
Virginia	99	1	14,126	1,767	302	-8%	17%
Arkansas	122	4	20,288	18,212	264	-4%	52%
N. Carolina	113	1	15,952	13,909	258	22%	16%
Tennessee	266	1	22,687	17,112	257	-16%	24%
Missouri	189	2	13,953	N/A	252	2%	-3%
Washington	41	1	9,801	N/A	251	-23%	-30%
Kentucky	82	1	10,832	2,322	209	6%	55%
Nebraska	125	3	17,725	13,425	205	3%	3%
Oklahoma	155	0	14,843	12,430	202	-1%	18%
Idaho	125	1	17,952	8,232	202	-34%	21%
Wisconsin	46	0	12,985	11,547	193	-13%	-8%
South Dakota	211	0	15,270	11,996	189	135%	-22%
North Dakota	150	1	15,505	12,197	188	70%	-19%
Kansas	288	1	14,622	574	155	29%	15%
Utah	79	0	16,253	13,721	127	-3%	-14%
West Virginia	78	1	5,719	4,473	120	-3%	28%
Oregon	38	0	6,333	1,158	109	-20%	18%
Maine	11	0	3,369	2,918	98	46%	67%
Montana	76	0	6,943	4,987	97	4%	22%
Vermont	13	0	2,603	2,284	93	-3%	-100%
Wyoming	36	0	6,652	5,496	64	7%	133%
Alaska	51	0	7,194	3,059	51	-1%	200%
Hawaii	94	5	5,984	1,780	49	18%	114%

\*Change from 14d ago:  
Compares 14d-avgs. of Daily New Cases/Deaths  
today with 14d-avgs. from 14d ago

In the month of August, total cases in **Tennessee** grew **43%**

Sorted by Total Deaths / 1M

N/As due to states revising and updating case counts





# United States: Raw Volume

Updated 1 Sept 2020, 3:30 GMT

6

## 1 - 25

	Today		Total Since 22 Jan			Change from 14d Ago* in 14 day avg of daily new	
	New Confirmed	New Deaths	Total Confirmed	Total Recovered	Total Deaths	Confirmed	Deaths
New York	656	6	434,756	75,100	32,957	-3%	-13%
New Jersey	349	8	191,960	33,912	15,945	-19%	-59%
California	6,524	85	712,475	N/A	13,022	-26%	-7%
Texas	3,169	96	632,739	507,499	12,779	-31%	-32%
Florida	1,885	68	623,471	N/A	11,187	-44%	-31%
Massachusetts	304	11	128,533	103,920	9,060	-9%	12%
Illinois	1,666	7	236,724	N/A	8,235	12%	10%
Pennsylvania	661	1	138,795	109,900	7,659	-15%	-10%
Michigan	499	5	113,025	76,151	6,753	-1%	29%
Georgia	1,498	29	270,471	N/A	5,633	-27%	2%
Arizona	174	N/A	201,835	30,682	5,029	-46%	-28%
Louisiana	326	19	148,193	127,918	4,950	-45%	-16%
Connecticut	384	0	52,879	8,967	4,465	34%	-53%
Ohio	895	10	123,155	102,631	4,139	-7%	5%
Maryland	458	3	108,249	6,124	3,755	-21%	-3%
Indiana	883	5	94,196	71,591	3,296	5%	4%
S. Carolina	668	11	118,992	51,431	2,720	-14%	-13%
N. Carolina	1,182	10	167,309	145,884	2,702	22%	16%
Virginia	846	11	120,575	15,085	2,580	-8%	17%
Mississippi	274	32	82,950	67,918	2,473	-7%	-2%
Alabama	823	20	126,058	48,028	2,182	4%	-12%
Colorado	201	3	57,404	5,946	1,945	-25%	-6%
Washington	315	10	74,635	N/A	1,915	-23%	-30%
Minnesota	675	1	75,864	67,656	1,866	11%	6%
Tennessee	1,818	7	154,933	116,864	1,754	-16%	24%

## 26 - 51

	Today		Total Since 22 Jan			Change from 14d Ago* in 14 day avg of daily new	
	New Confirmed	New Deaths	Total Confirmed	Total Recovered	Total Deaths	Confirmed	Deaths
Missouri	1,161	14	85,635	N/A	1,547	2%	-3%
Nevada	320	3	69,228	1,773	1,305	-33%	-1%
Wisconsin	266	0	75,603	67,234	1,122	-13%	-8%
Iowa	540	7	65,139	46,740	1,120	78%	29%
Rhode Island	266	2	21,949	2,108	1,048	4%	92%
Kentucky	365	4	48,396	10,375	933	6%	55%
Oklahoma	614	1	58,733	49,184	800	-1%	18%
Arkansas	368	13	61,224	54,961	797	-4%	52%
New Mexico	69	9	25,352	12,913	779	-22%	-3%
DC	33	1	13,992	11,105	607	-25%	-9%
Delaware	86	1	17,429	9,381	605	-40%	50%
Oregon	159	1	26,713	4,884	459	-20%	18%
Kansas	838	2	42,599	1,673	451	29%	15%
New Hampshire	21	0	7,275	6,615	432	-21%	50%
Utah	253	0	52,107	43,990	407	-3%	-14%
Nebraska	241	5	34,287	25,969	397	3%	3%
Idaho	223	2	32,081	14,712	361	-34%	21%
West Virginia	140	1	10,249	8,017	215	-3%	28%
South Dakota	187	0	13,509	10,612	167	135%	-22%
North Dakota	114	1	11,816	9,295	143	70%	-19%
Maine	15	0	4,529	3,923	132	46%	0%
Montana	81	0	7,421	5,330	104	4%	22%
Hawaii	133	7	8,472	2,520	70	18%	114%
Vermont	8	0	1,624	1,425	58	-3%	-100%
Wyoming	21	0	3,850	3,181	37	7%	133%
Alaska	37	0	5,263	2,238	37	-1%	200%

\*Change from 14d ago:  
Compares 14d-avgs. of Daily New Cases/Deaths  
today with 14d-avgs. from 14d ago

New cases in **California, Texas, Florida, and Tennessee** make up  
40% of new cases in the US today

Sorted by Raw Total Deaths

N/As due to states revising and updating case counts

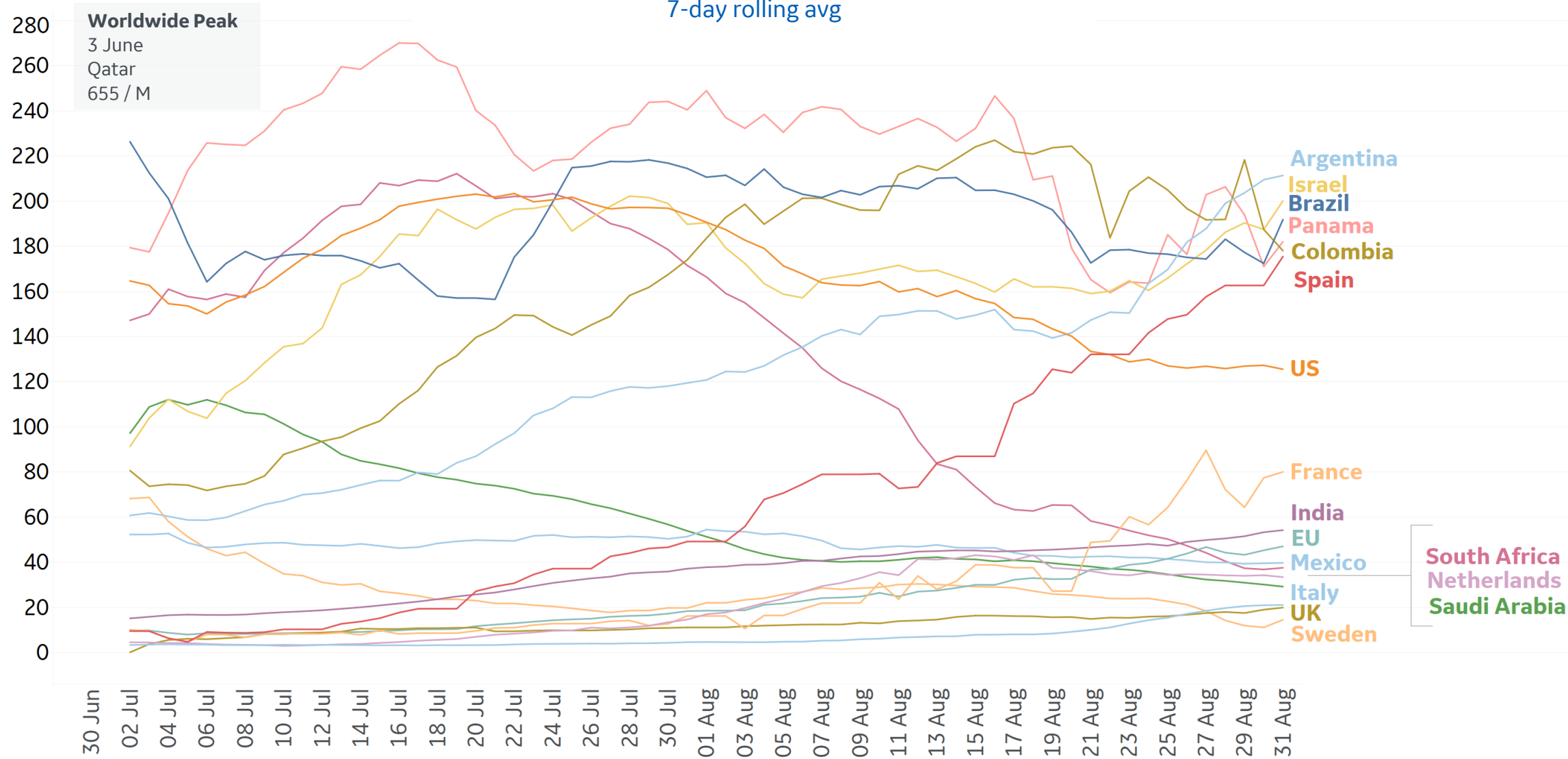


# New Confirmed Cases in Select Countries

Updated 1 Sept 2020, 3:30 GMT

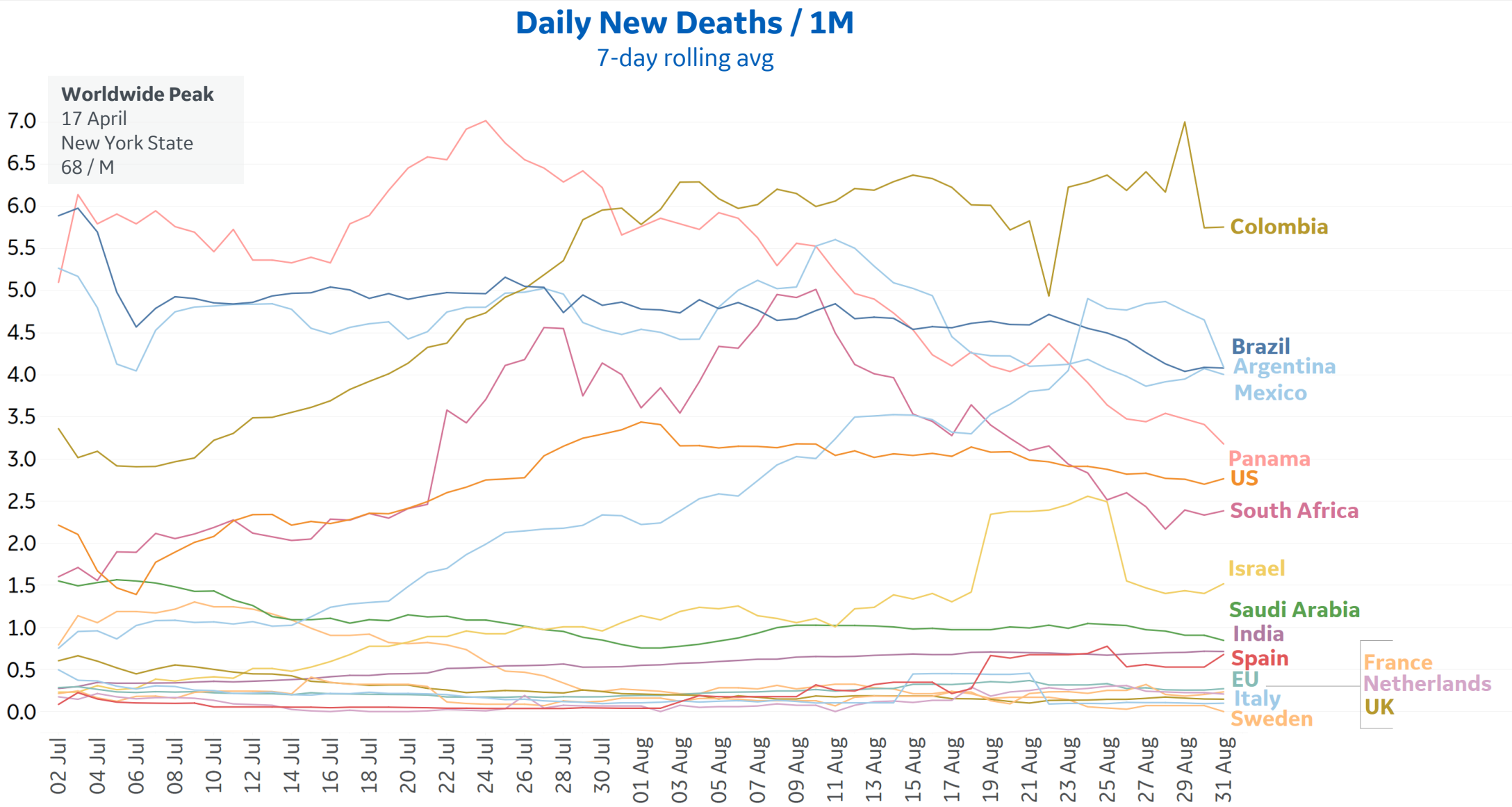
## Daily New Confirmed Cases / 1M

7-day rolling avg





# New Deaths in Select Countries



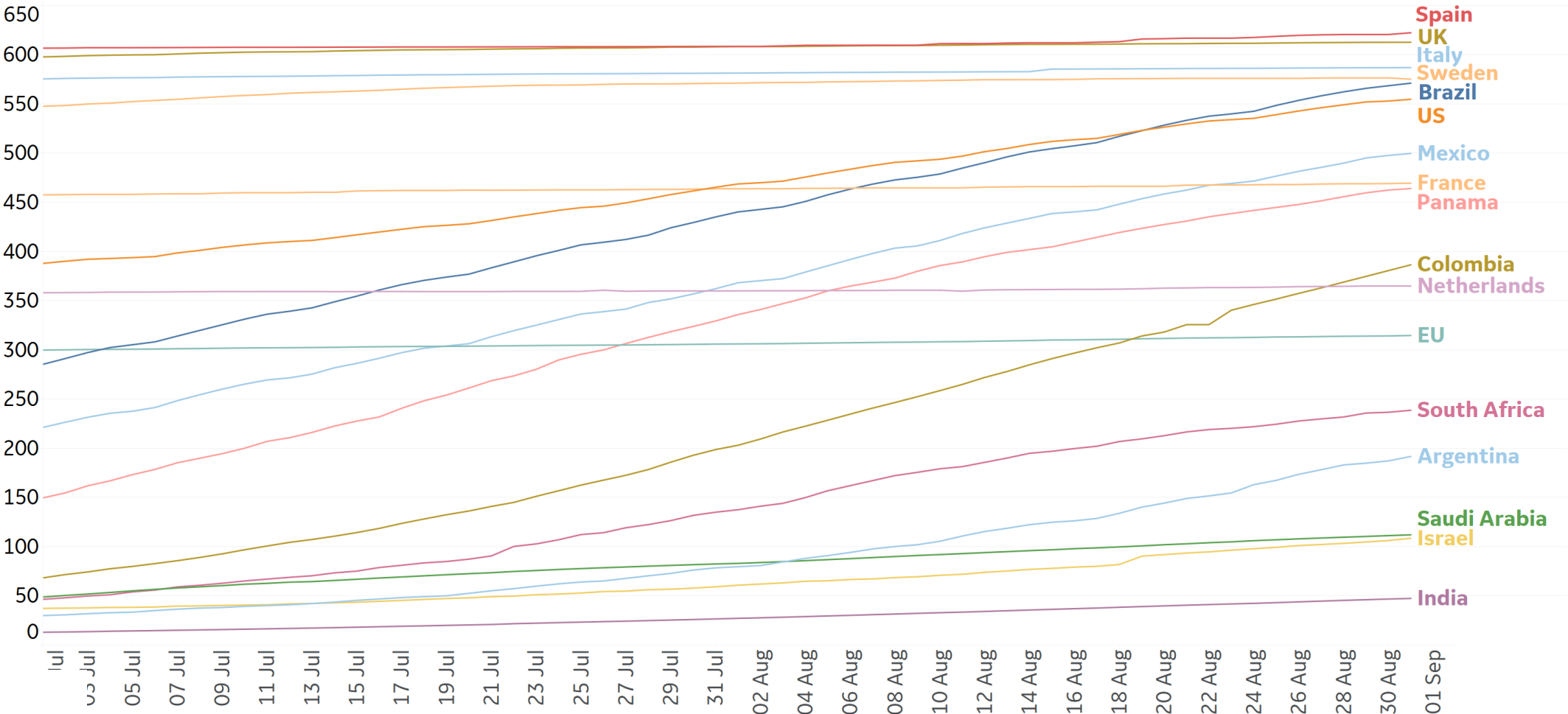




# Cumulative Deaths in Select Countries

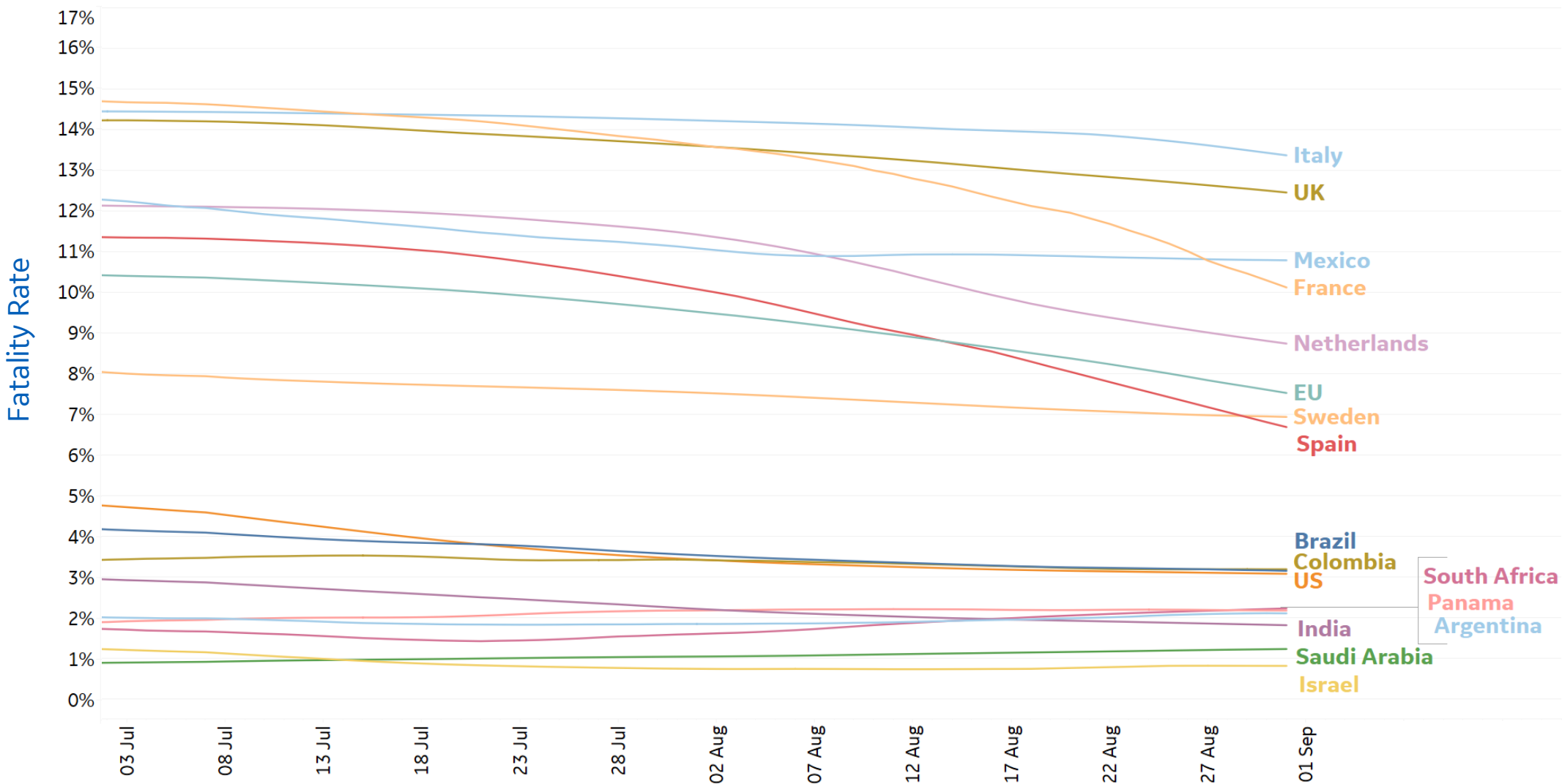


Cumulative Deaths / 1M





7-day rolling avg





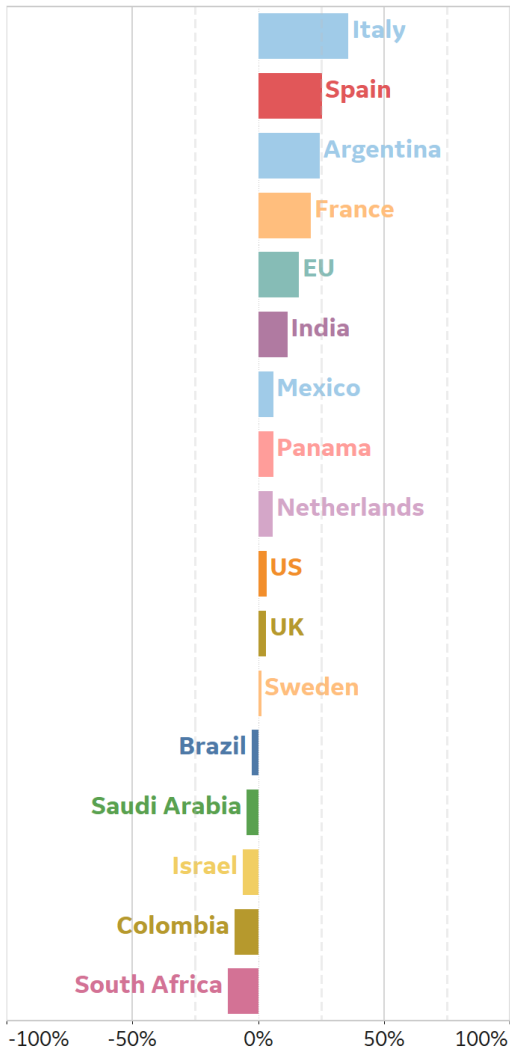
# % Change in Case Volume in Select Countries

Updated 1 Sept 2020, 3:30 GMT

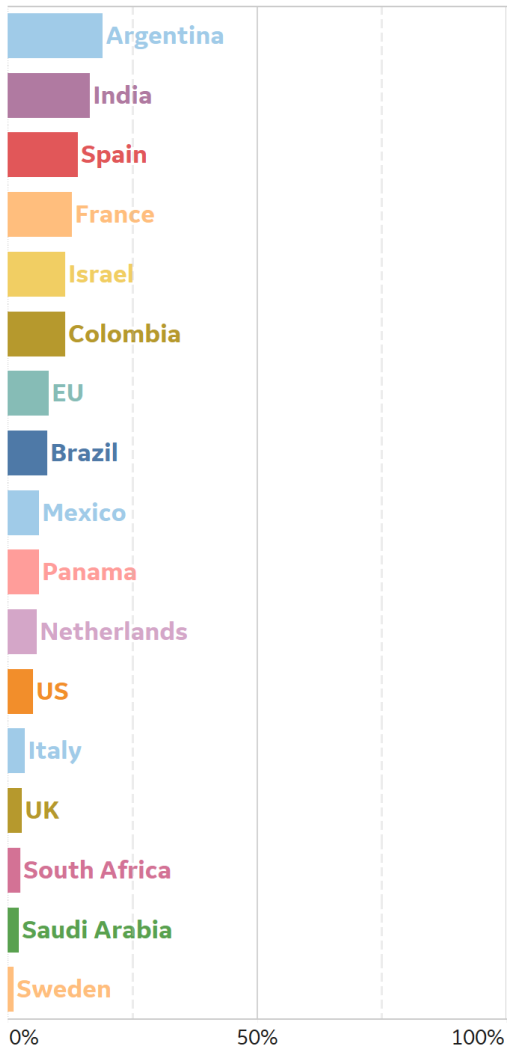
11

Over Previous 7 days

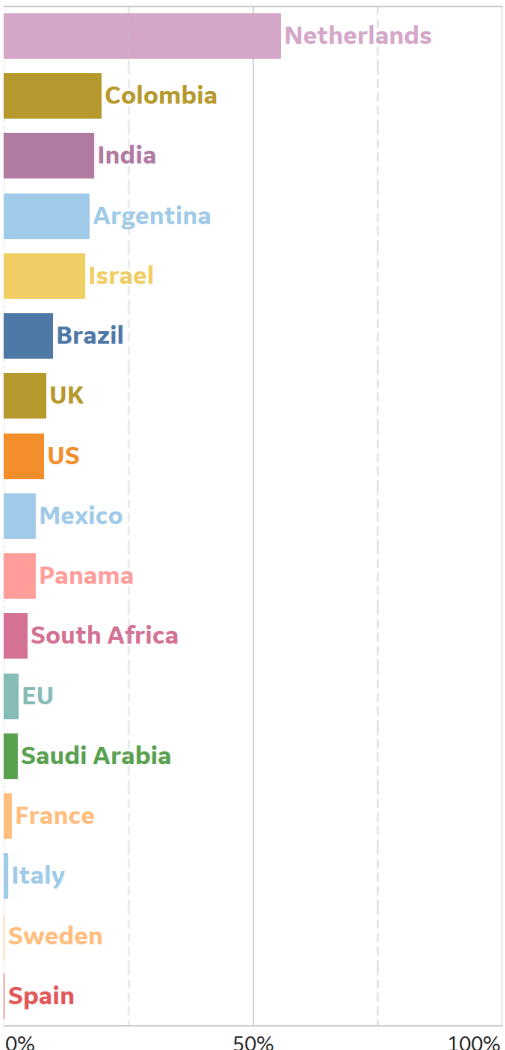
Active Cases



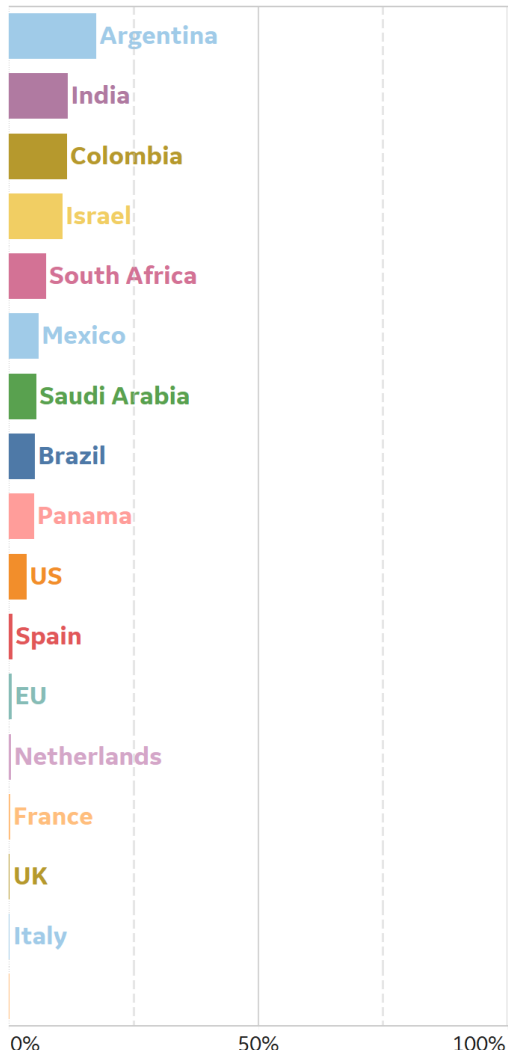
Confirmed Cases



Reported Recoveries



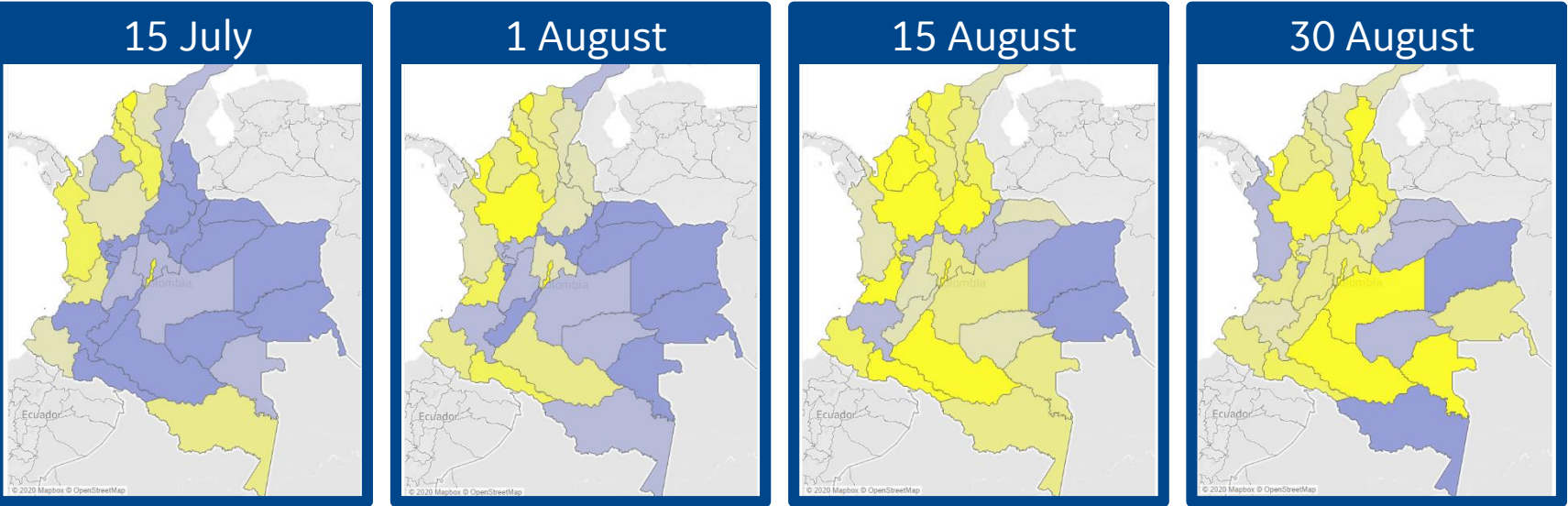
Reported Deaths





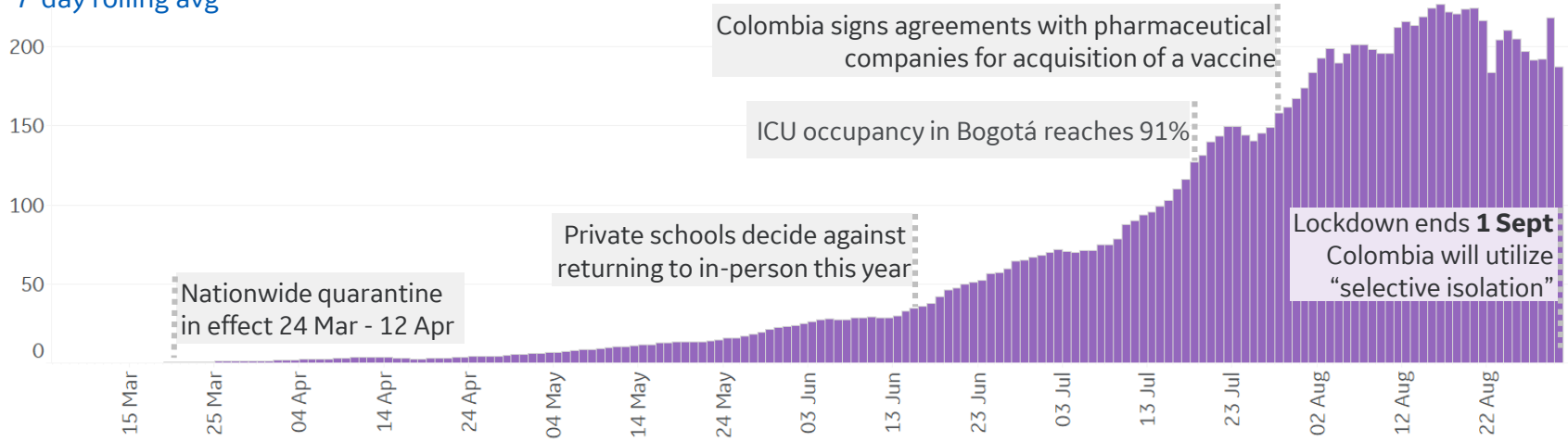
# Feature: Colombia

## Active Cases / 1M



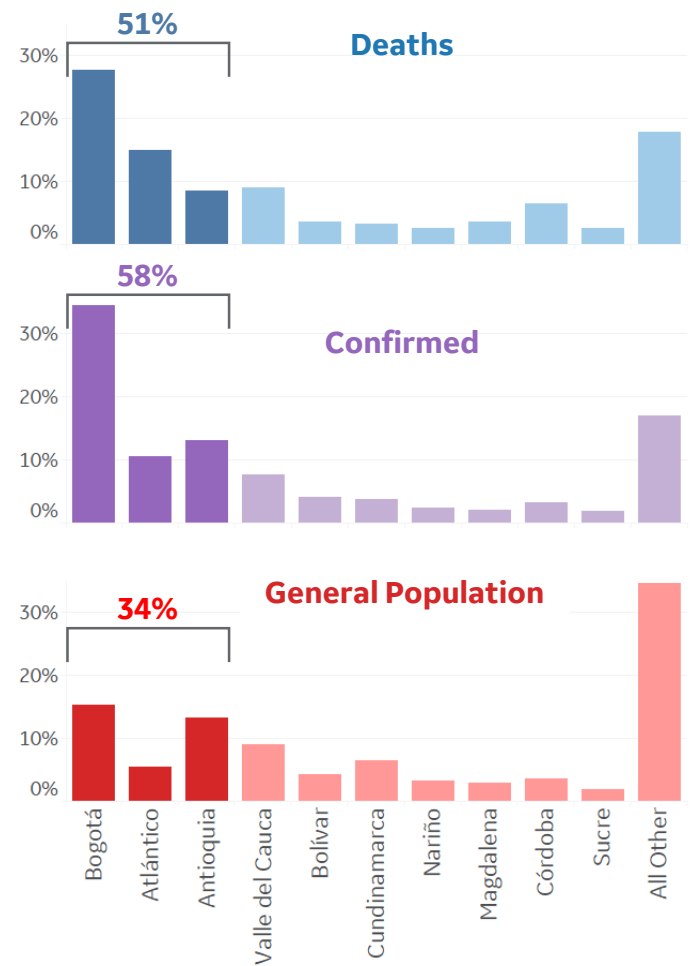
## New Confirmed Cases / 1M

7-day rolling avg



## Department Profiles

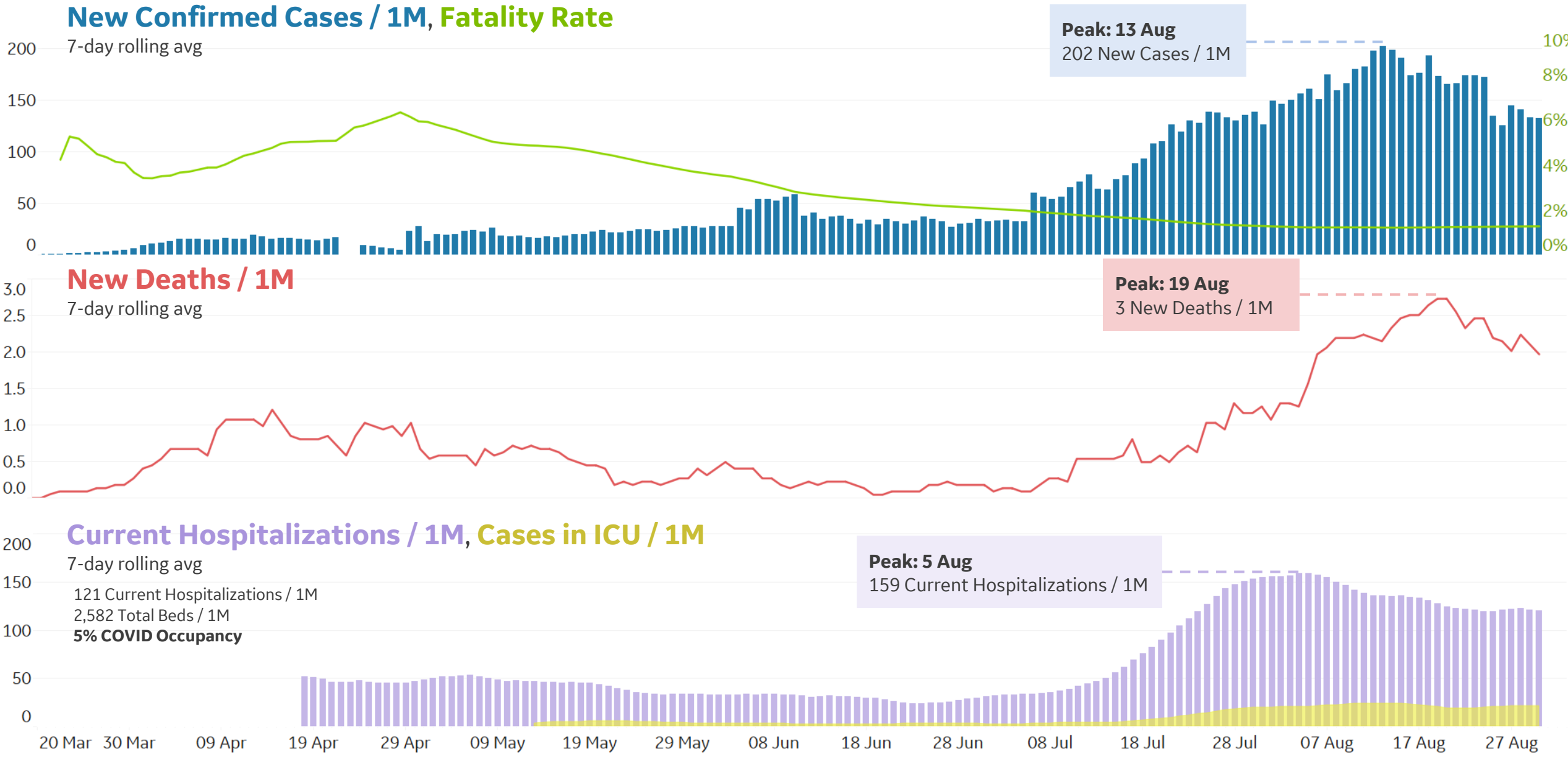
While only **34% of Colombia's population** lives in Bogotá, Atlántico and Antioquia, this group makes up **58% of confirmed cases** and **over half of reported deaths**





# Feature: Puerto Rico

Updated 1 Sept 2020, 3:30 GMT 13







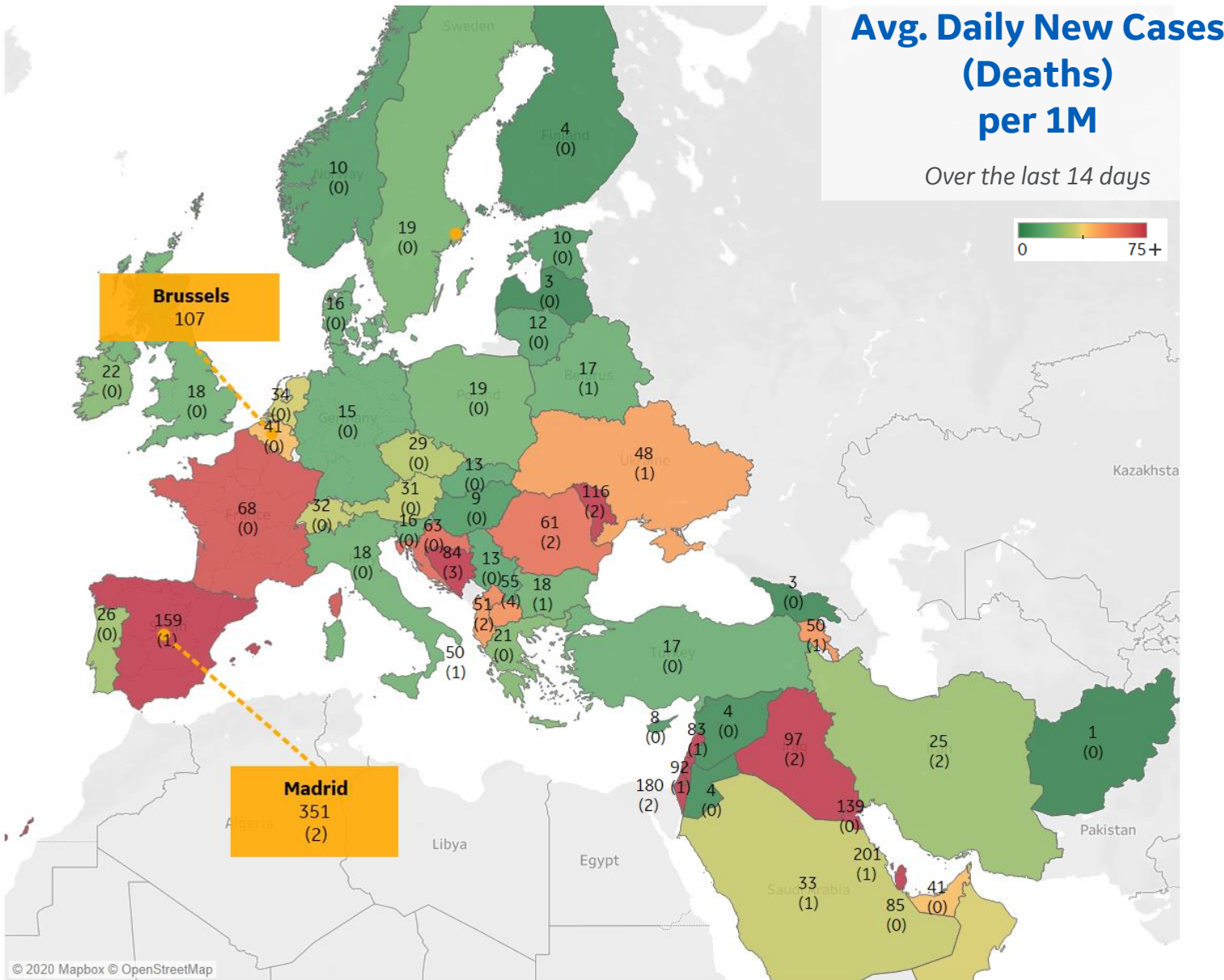
## Per 1M in Region

	Today	Change
Active Cases	1,524	+2%
Confirmed	53 new	+1%
Deaths	1 new	+0.2%
Recovered	18 new	+1%

## Most Daily New Cases / 1M

Bahrain	201
Israel	180
Spain	159
Kuwait	139
Moldova	116
Iraq	97
Qatar	85
Bos. and Herz.	84
Romania	61
Kosovo	55

\* Excludes regions with population < 1M





Per 1M in Region

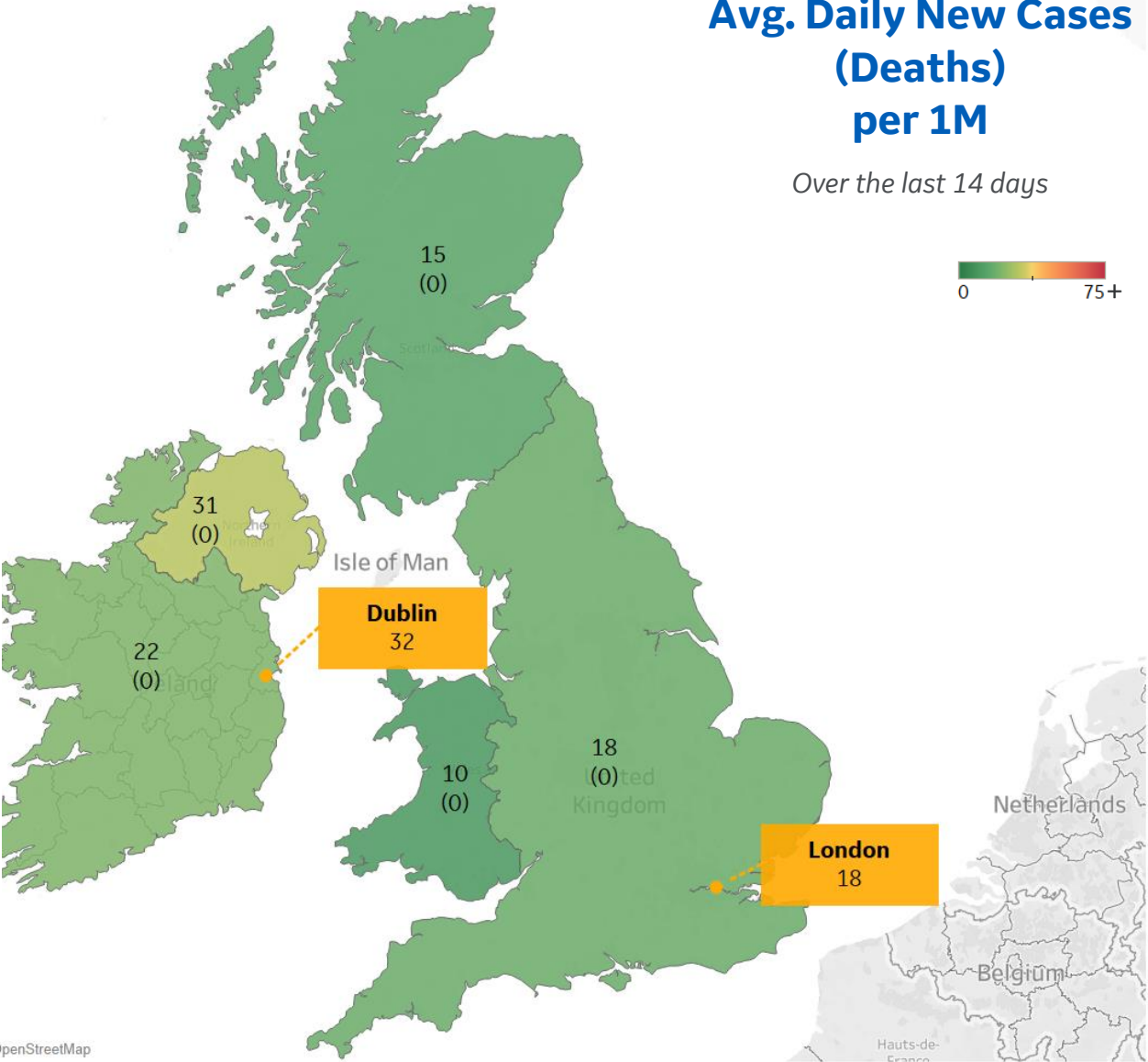
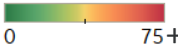
	Today	Change
Active Cases	4,099	+0%
Confirmed	20 new	+0.4%
Deaths	0.04 new	+0.007%
Recovered	1 new	+0%

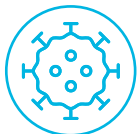
Most Daily New Cases / 1M

Northern Ireland	31
Ireland	22
England	18
Scotland	15
Wales	10

Avg. Daily New Cases  
(Deaths)  
per 1M

Over the last 14 days



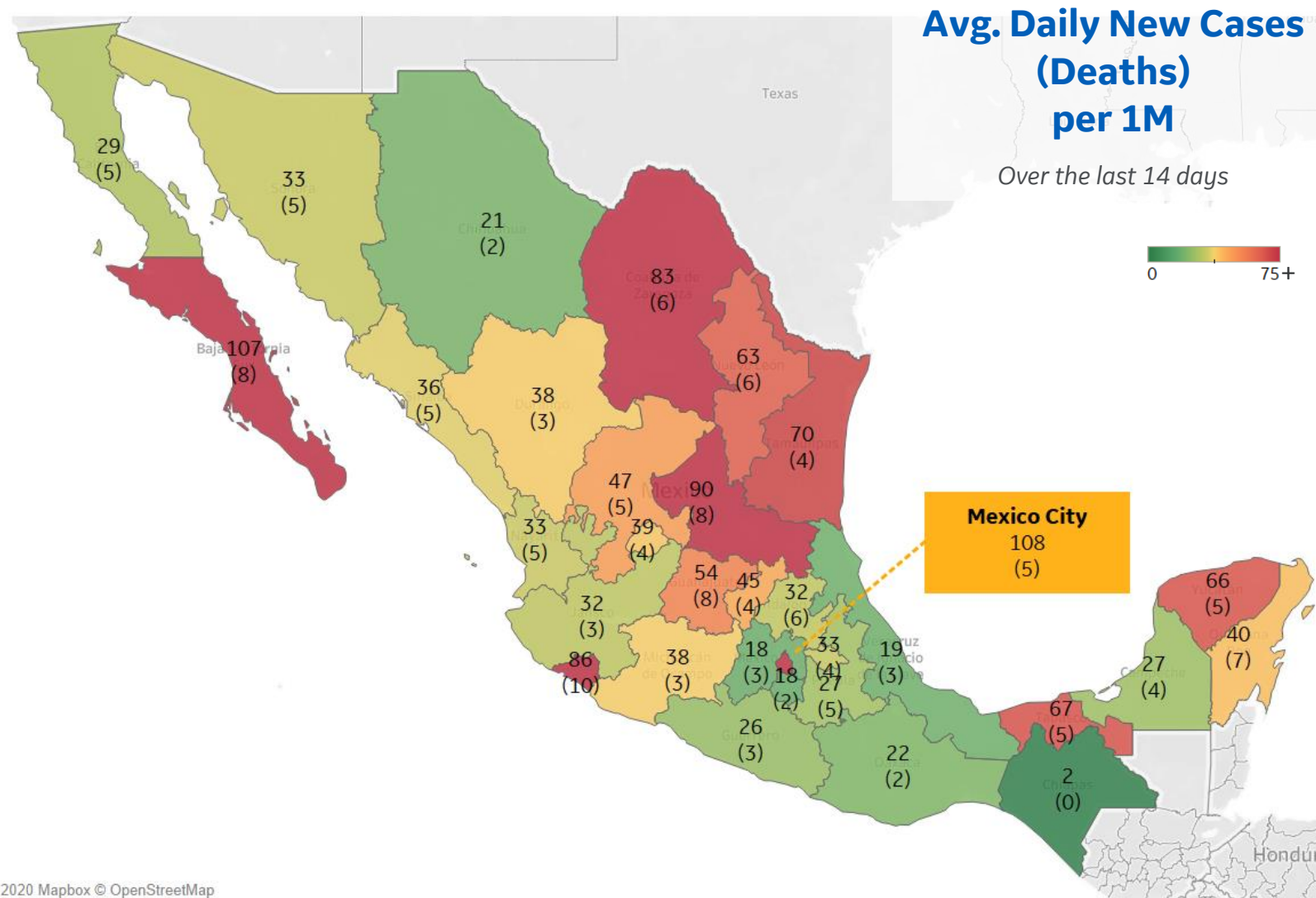


	Today	Change
Active Cases	302	-7%
Confirmed	29 new	+1%
Deaths	2 new	+0.4%
Recovered	51 new	+1%

	Today	Change
Active Cases	302	-7%
Confirmed	29 new	+1%
Deaths	2 new	+0.4%
Recovered	51 new	+1%

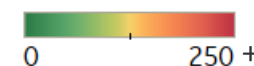
Distrito Federal	108
Baja California Sur	107
San Luis Potosí	90
Colima	86
Coahuila	83
Tamaulipas	70
Tabasco	67
Yucatán	66
Nuevo León	63
Guanajuato	54

Distrito Federal	108
Baja California Sur	107
San Luis Potosí	90
Colima	86
Coahuila	83
Tamaulipas	70
Tabasco	67
Yucatán	66
Nuevo León	63
Guanajuato	54





Over the last 14 days



**Note:** Scale different from other pages

Avg New Confirmed Cases / 1M

North Dakota	297
Iowa	279
South Dakota	254
Mississippi	253
Alabama	248
Georgia	213
Tennessee	211
Kansas	196
Arkansas	193
Missouri	191

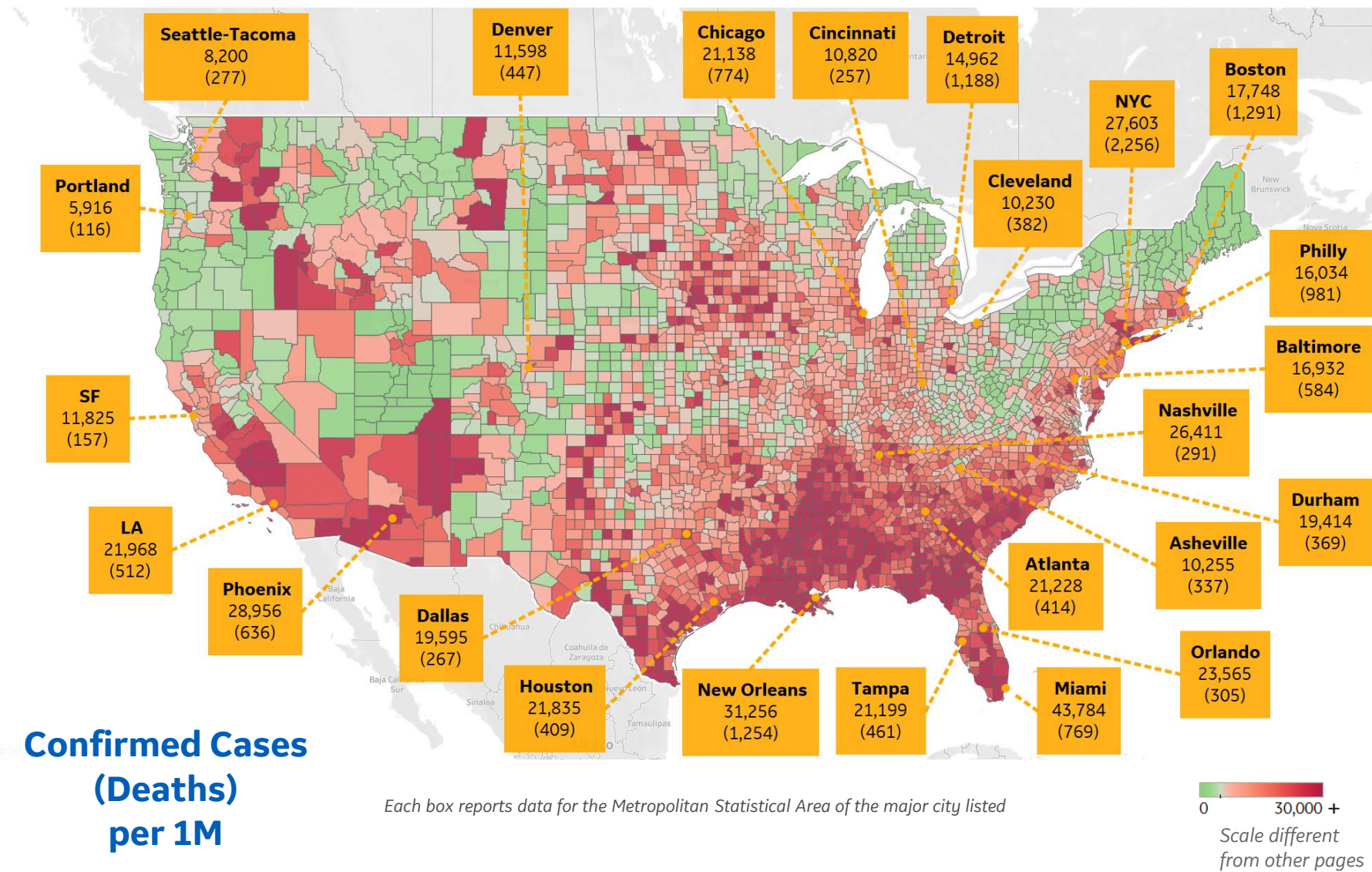
Avg New Deaths / 1M

Mississippi	9
Louisiana	7
Georgia	6
South Carolina	6
Texas	6
Florida	5
Nevada	5
Arizona	5
Arkansas	5
Tennessee	4





# US by County & Metro, Total to Date



## Top 10 Northeast Counties

Total Confirmed Cases / 1M

Rockland County, NY	43,755
Westchester County, NY	38,226
Passaic County, NJ	36,568
Nassau County, NY	32,925
Union County, NJ	30,742
Suffolk County, NY	30,353
Hudson County, NJ	29,959
Orange County, NY	29,701
Suffolk County, MA	27,807
Providence County, RI	26,087

## Top 10 Other US Counties

Total Confirmed Cases / 1M

Miami-Dade County, FL	57,752
Nueces County, TX	52,129
Cameron County, TX	49,529
Yakima County, WA	43,640
Webb County, TX	39,201
Jefferson Parish, LA	38,061
Broward County, FL	36,420
Escambia County, FL	35,132
Charleston County, SC	34,158
Davidson County, TN	33,817

**Note:** Includes counties ≥ 250K population  
\* New York City counties aggregated into one reporting area





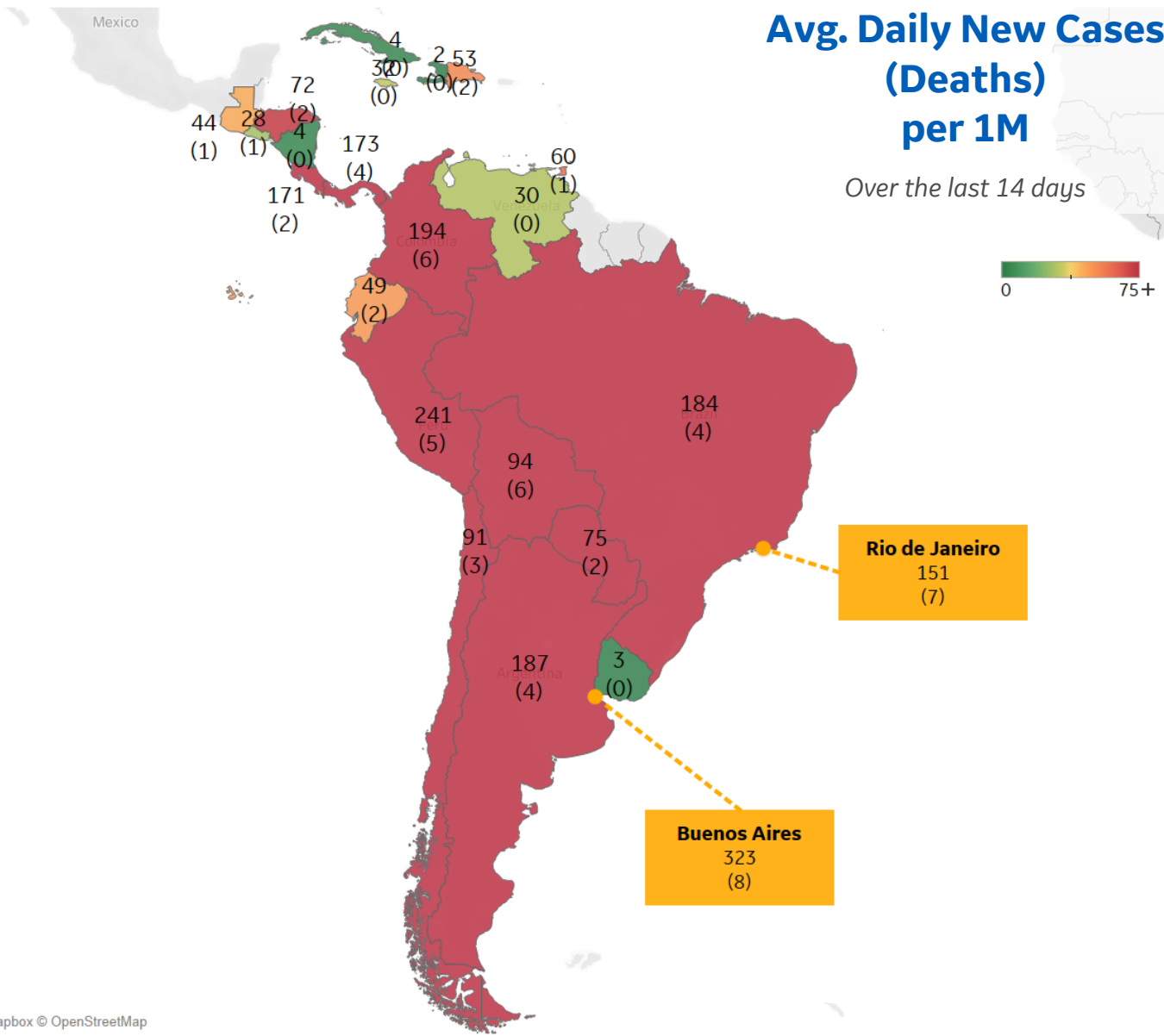
## Per 1M in Region

	Today	Change
Active Cases	2,245	+1%
Confirmed	151 new	+1%
Deaths	3 new	+1%
Recovered	122 new	+1%

## Most Daily New Cases / 1M

Peru	241
Colombia	194
Argentina	187
Brazil	184
Panama	173
Costa Rica	171
Bolivia	94
Chile	91
Paraguay	75
Honduras	72

\* Excludes regions with population < 1M





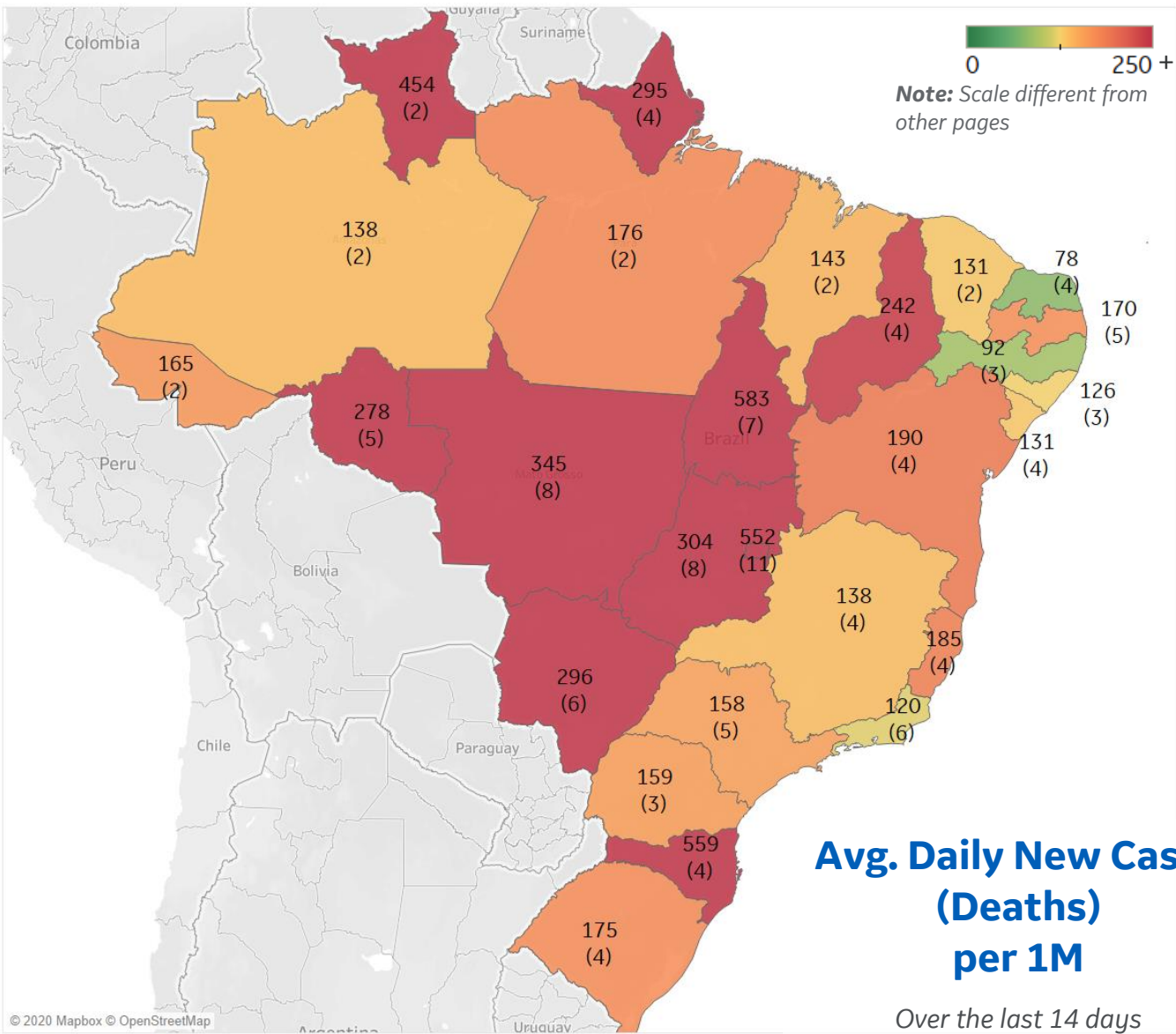
## Per 1M in Region

	Today	Change
Active Cases	2,438	+3%
Confirmed	216 new	+1%
Deaths	3 new	+0.5%
Recovered	145 new	+1%

## Most Daily New Cases / 1M

Tocantins	583
Santa Catarina	559
Distrito Federal	552
MatoGrosso	345
Goiás	304
MatoGrosso d..	296
Rondônia	278
Piauí	242
Bahia	190
Espírito Santo	185

\* Excludes regions with population < 1M





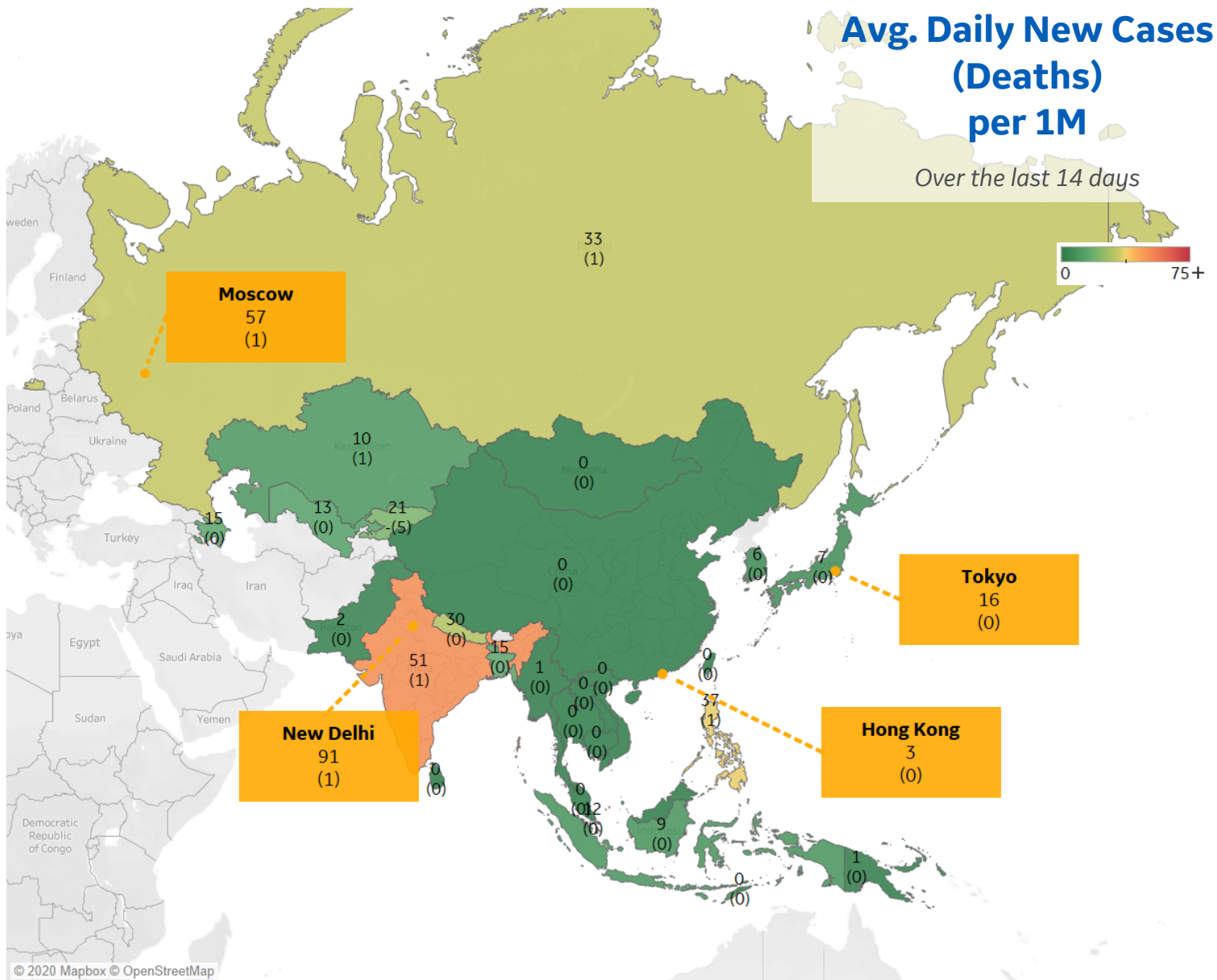
## Per 1M in Region

	Today	Change
Active Cases	281	+1%
Confirmed	20 new	+1%
Deaths	0.2 new	+1%
Recovered	17 new	+2%

## Most Daily New Cases / 1M

India	51
Philippines	37
Russia	33
Nepal	30
Kyrgyzstan	21
Azerbaijan	15
Bangladesh	15
Uzbekistan	13
Singapore	12
Kazakhstan	10

\* Excludes regions with population < 1M





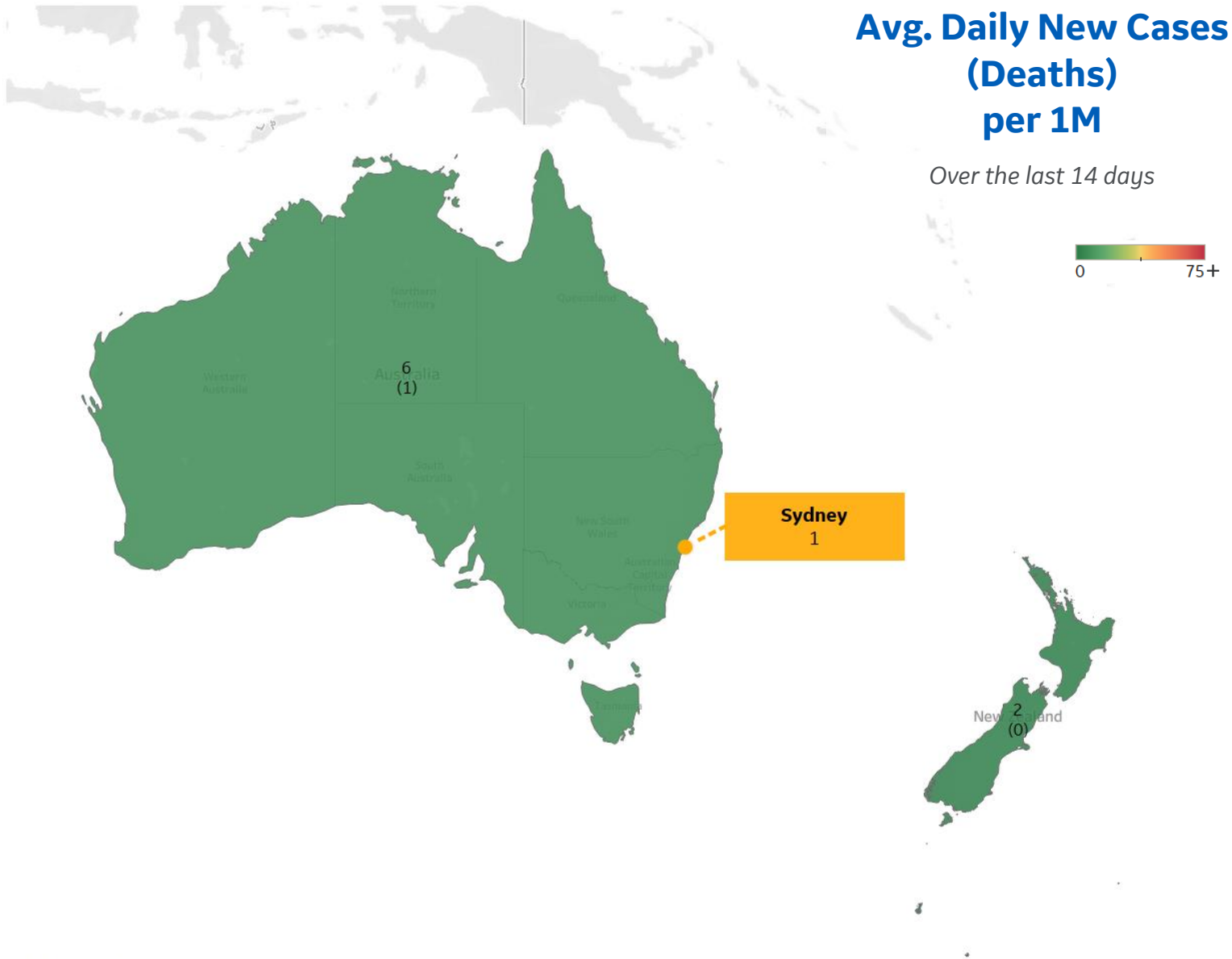
## Per 1M in Region

	Today	Change
Active Cases	126	-4%
Confirmed	3 new	+0.3%
Deaths	0.2 new	+1%
Recovered	8 new	+1%

## Most Daily New Cases / 1M

Australia	6
New Zealand	2

\* Excludes regions with population < 1M





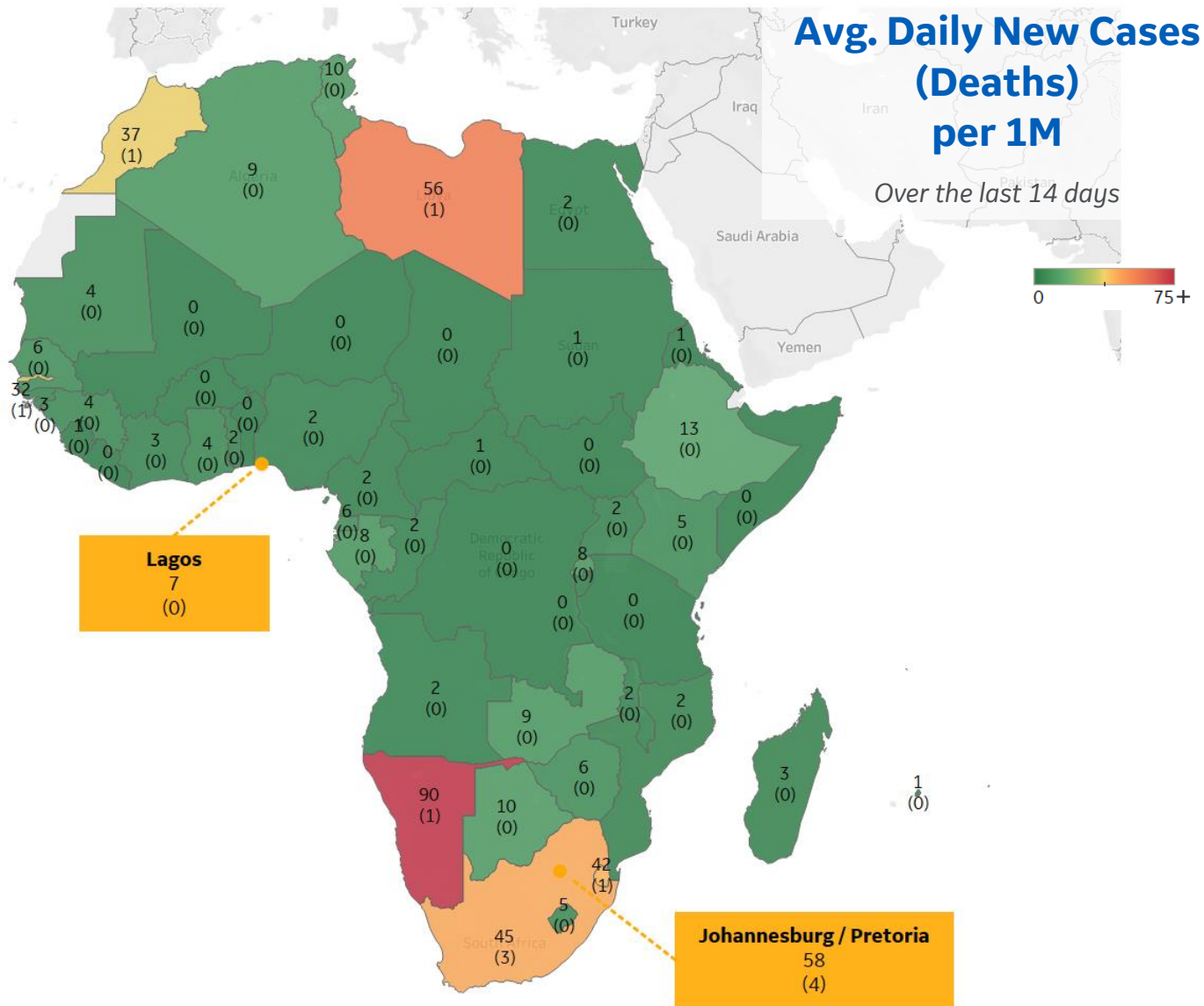
## Per 1M in Region

	Today	Change
Active Cases	179	-0.2%
Confirmed	5 new	+1%
Deaths	0.2 new	+1%
Recovered	5 new	+1%

## Most Daily New Cases / 1M

Namibia	90
Libya	56
South Africa	45
Eswatini	42
Morocco	37
Gambia	32
Ethiopia	13
Botswana	10
Tunisia	10
Algeria	9

\* Excludes regions with population < 1M







# Sources



*\*\* Per 1M = Per 1 Million Population unless otherwise noted*

**Johns Hopkins Coronavirus Resource Center:**

<https://coronavirus.jhu.edu/map.html>

**Worldometer Coronavirus Reporting:**

<https://www.worldometers.info/coronavirus/>

**Public Health England:**

<https://www.gov.uk/government/publications/covid-19-track-coronavirus-cases>

**US Department of Homeland Security, Homeland Infrastructure Foundation-Level Data:**

<https://hifld-geoplatform.opendata.arcgis.com/datasets/hospitals>

**City of New York, NYC Health:**

<https://www1.nyc.gov/site/doh/covid/covid-19-data.page>

**Chicago Coronavirus Latest Data:**

<https://www.chicago.gov/city/en/sites/covid-19/home/latest-data.html>

**National Health Commission of the PRC:**

<http://www.nhc.gov.cn/xcs/yqtb/202003/bf66696029ba420098164607240074f8.shtml>

**Korean Centers for Disease Control and Prevention:**

[http://www.cdc.go.kr/cdc\\_eng/](http://www.cdc.go.kr/cdc_eng/)

**CDC, Severe Outcomes Among Patients with Coronavirus Disease 2019 (COVID-19):**

<https://www.cdc.gov/mmwr/volumes/69/wr/mm6912e2.htm>

**Italian Department of Civil Protection, COVID Monitoring:**

<http://opendatadpc.maps.arcgis.com/apps/opsdashboard/index.html#/b0c68bce2cce478eaac82fe38d4138b1>

**The COVID Tracking Project:**

<https://covidtracking.com/data/>

**UK Office for National Statistics**

<https://www.ons.gov.uk/peoplepopulationandcommunity/birthsdeathsandmarriages/deaths/bulletins/deathsregisteredweeklyinenglandandwalesprovisional/weekending24april2020>

**WHO Europe, Surveillance Report:**

<http://www.euro.who.int/en/health-topics/health-emergencies/coronavirus-covid-19/weekly-surveillance-report>

**WHO Europe, Principles for Transition:**

<http://www.euro.who.int/en/media-centre/sections/statements/2020/statement-transition-to-a-new-normal-during-the-covid-19-pandemic-must-be-guided-by-public-health-principles>

**COVID-19 Information for Switzerland:**

<https://www.corona-data.ch/>

**Provincial Health Services Authority of Canada. BC Center for Disease Control:**

<http://www.bccdc.ca/about/news-stories/stories/2020/information-on-novel-coronavirus>

**Secretary of Health, Mexico:**

<https://www.gob.mx/salud/en>

**OECD Economic Outlooks, Statistics:**

[https://www.oecd-ilibrary.org/economics/data/oecd-economic-outlook-statistics-and-projections\\_eo-data-en](https://www.oecd-ilibrary.org/economics/data/oecd-economic-outlook-statistics-and-projections_eo-data-en)

**Public Health Authority of Sweden:**

<https://www.folkhalsomyndigheten.se/smittskydd-beredskap/utbrott/aktuella-utbrott/covid-19/bekraftade-fall-i-sverige>

**National Public Health Agency of France:**

<https://www.santepubliquefrance.fr/regions/ile-de-france/documents/bulletin-regional/2020/covid-19-point-epidemiologique-en-ile-de-france-du-23-avril-2020>

**Florida Department of Health, COVID-19 Response:**

<https://floridahealthcovid19.gov>

**CDC:**

<https://www.cdc.gov/covid-data-tracker/index.html#demographics>

**CDC Provisional COVID19 Deaths Counts**

<https://data.cdc.gov/NCHS/Provisional-COVID-19-Death-Counts-by-Sex-Age-and-S/9bhg-hcku>

**Johns Hopkins Coronavirus Resource Center:**

<https://coronavirus.jhu.edu/map.html>

**Population of PR**

<https://www.census.gov/quickfacts/PR>

**PR Dataset**

<https://covidtracking.com/data/state/puerto-rico#summary-charts>

**Hospital beds in PR**

[https://www.ahd.com/states/hospital\\_PR.html](https://www.ahd.com/states/hospital_PR.html)

**Colombia Dataset**

<https://www.ins.gov.co/Paginas/Boletines-casos-COVID-19-Colombia.aspx>

**Colombia First Case**

<https://www.minsalud.gov.co/Paginas/Colombia-confirma-su-primer-caso-de-COVID-19.aspx>

**Colombia Quarantine**

<https://www.reuters.com/article/us-health-coronavirus-colombia-quarantin/colombia-to-hold-19-day-quarantine-to-fight-coronavirus-idUSKBN218068>