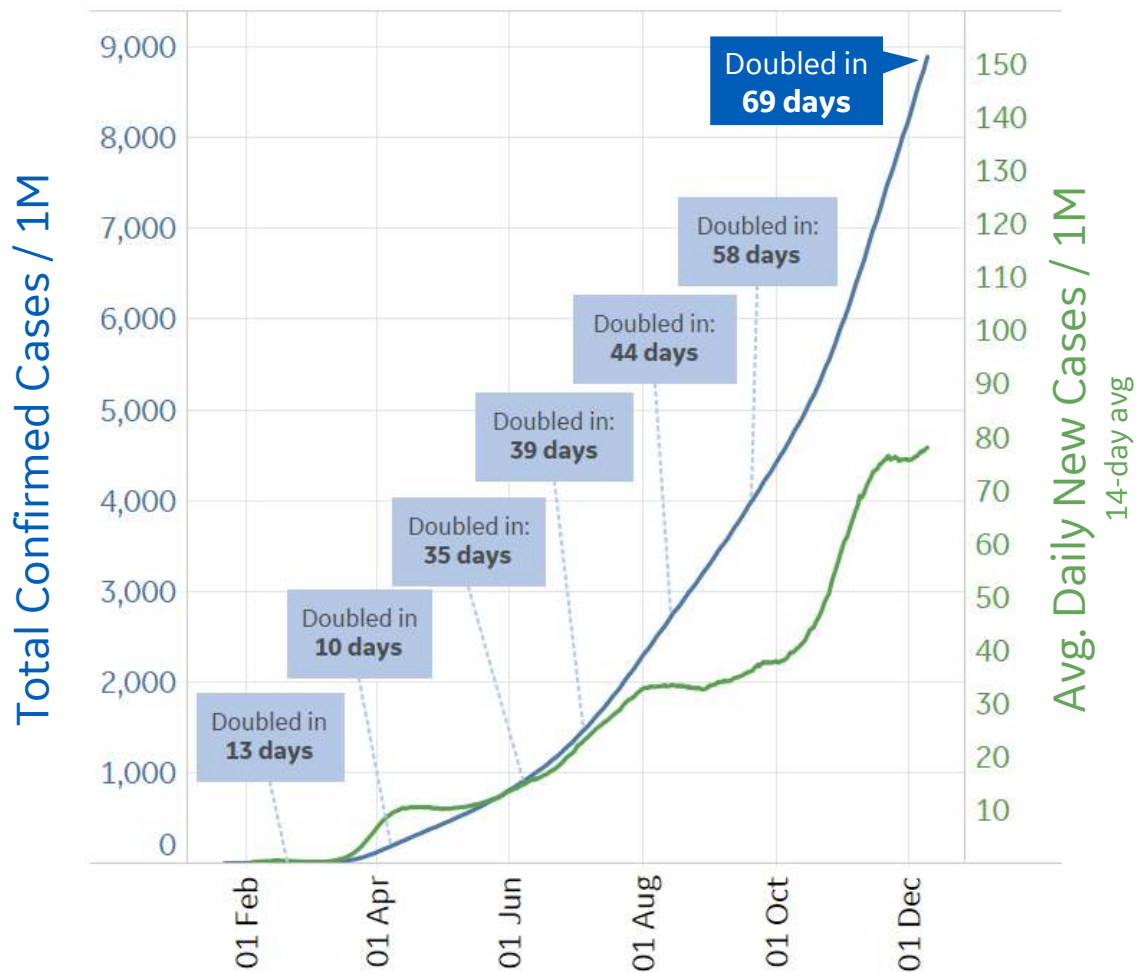




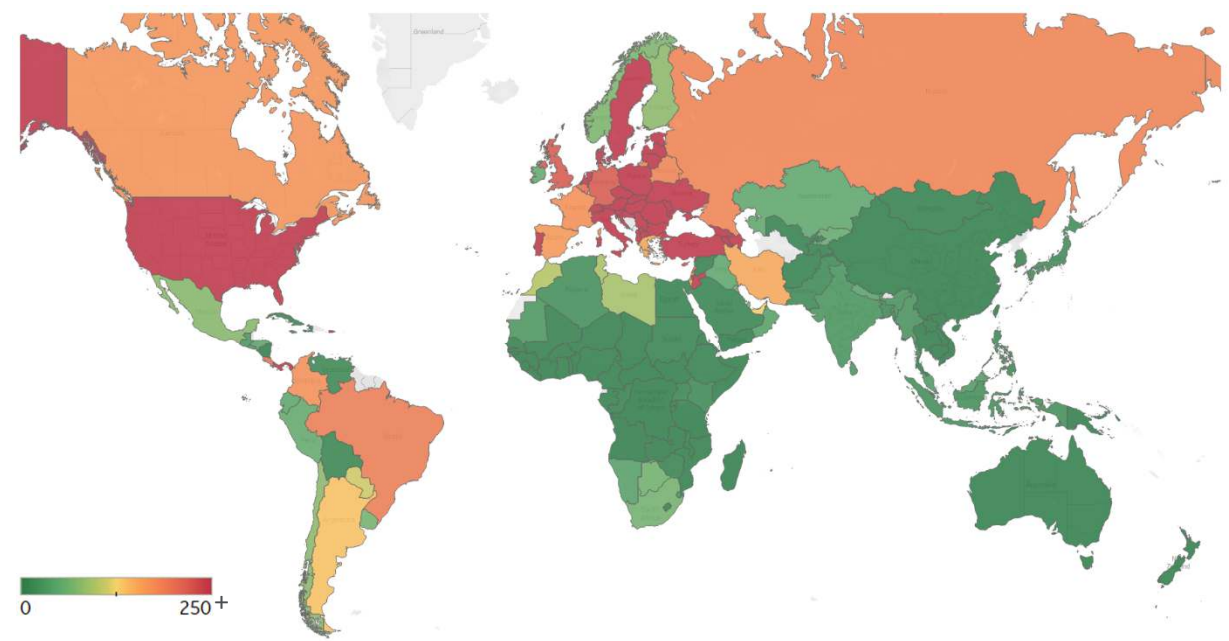
Global Confirmed & Active Cases

Trend since 22 Jan



Avg. Daily New Cases / 1M

Over the last 14 days



Per 1M:	New Today	Change from 30 days ago
Active	30	+40%
Confirmed	86	+35%
Deaths	2	+24%
Recovered	55	+33%
<hr/>		
	To Date	Last 30 Days
Worldwide Survival Rate	97.7%	98.3%

Worldwide Survival Rate = (Confirmed - Deaths) / (Confirmed) in a given time period



New Confirmed Cases & New Deaths

Key

World

North America

Europe

Middle East

Cent & South America

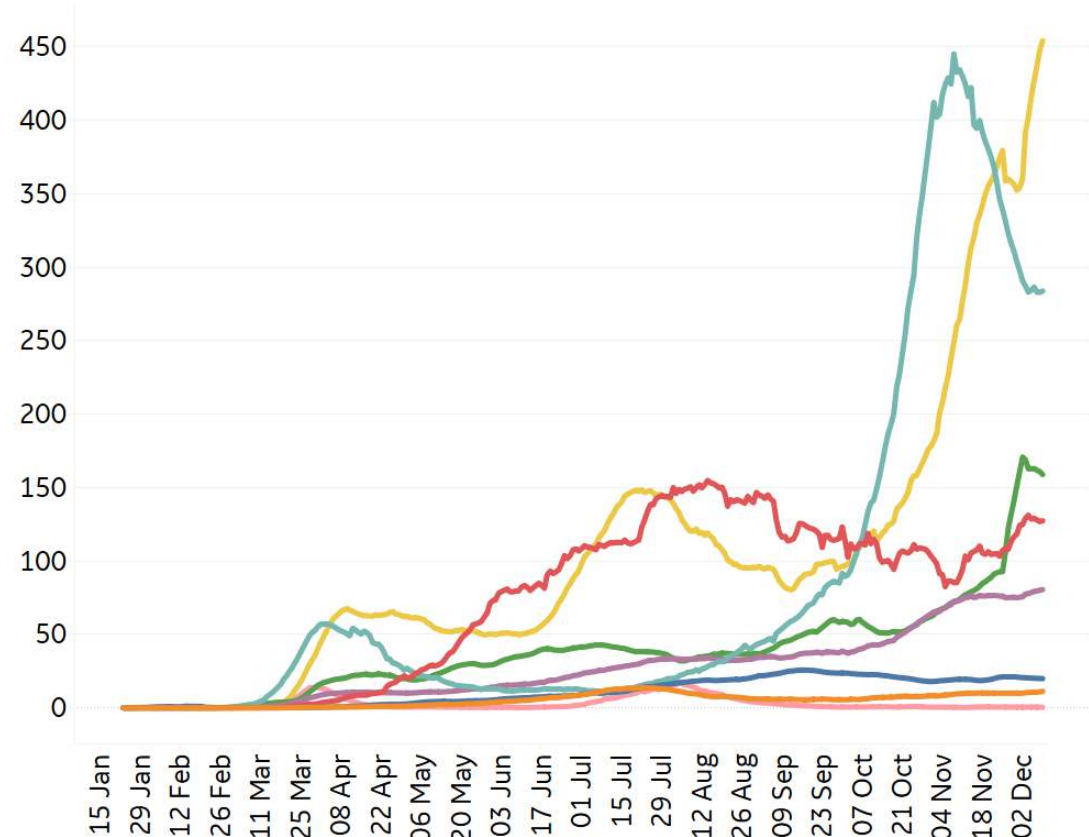
Asia

Africa

Oceania

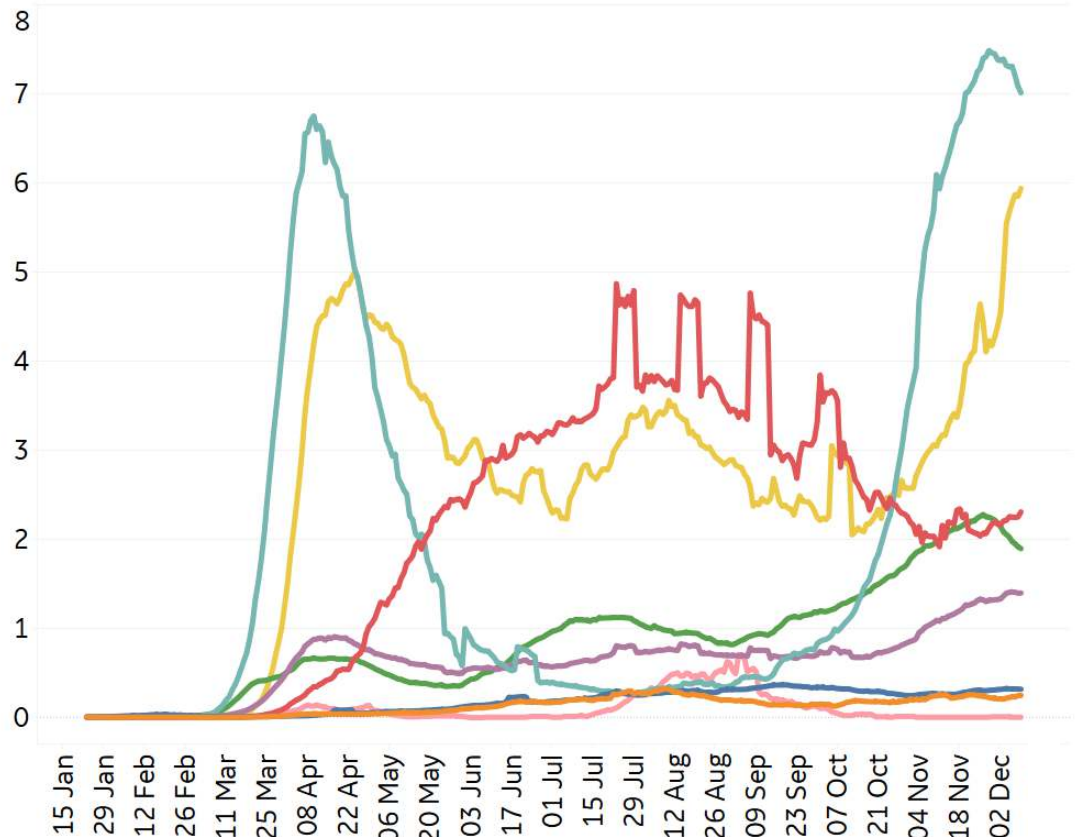
New Confirmed Cases / 1M

7-day rolling average



New Deaths / 1M

7-day rolling average





Top 50 Countries: Per 1M



1 - 25

	Average over last 7 days		Total Since 22 Jan			Change from 14d Ago in 14 day avg of daily new	
	New Confirmed	New Deaths	Total Confirmed	Total Recovered	Total Deaths	Confirmed	Deaths
Belgium	190	9	51,567	N/A**	1,519	-34%	-34%
Peru	56	2	29,620	27,633	1,104	-10%	3%
Italy	304	11	29,277	16,505	1,021	-36%	7%
Spain	142	4	36,619	3,216	1,006	-43%	-24%
North Macedo..	416	14	33,577	22,249	971	-16%	9%
Bos. and Herz.	302	16	29,662	18,691	960	-17%	-1%
UK	227	6	26,096	N/A**	923	-30%	-2%
Slovenia	722	24	43,327	32,438	914	2%	27%
Argentina	111	3	32,641	29,018	890	-28%	-21%
US	632	7	46,485	17,794	874	11%	35%
France	176	6	36,430	2,741	869	-49%	-25%
Czechia	319	8	52,006	45,733	853	-22%	-25%
Brazil	196	3	31,654	28,068	842	34%	11%
Chile	81	2	29,544	28,205	821	7%	9%
Armenia	330	8	48,618	40,676	808	-19%	-13%
Bulgaria	403	19	24,681	10,373	760	-16%	30%
Panama	452	5	42,407	36,357	756	52%	46%
Colombia	163	3	27,360	25,305	753	15%	-4%
Sweden	547	5	30,180	N/A**	722	16%	57%
EU	272	7	28,590	11,527	670	-26%	2%
Romania	353	9	27,656	22,134	666	-21%	6%
Switzerland	462	11	42,018	32,699	660	-18%	3%
Hungary	508	17	26,871	7,895	650	18%	53%
Kosovo	335	9	24,084	16,822	622	-19%	17%
Moldova	368	5	29,988	25,774	615	20%	5%

26 - 50

	Average over last 7 days		Total Since 22 Jan			Change from 14d Ago in 14 day avg of daily new	
	New Confirmed	New Deaths	Total Confirmed	Total Recovered	Total Deaths	Confirmed	Deaths
Netherlands	379	3	34,237	441	579	7%	-18%
Croatia	852	16	38,821	32,460	577	23%	42%
Poland	282	11	28,757	20,299	559	-46%	0%
Portugal	395	8	32,567	24,979	509	-29%	4%
Austria	342	10	34,531	29,514	450	-43%	26%
Georgia	1,110	10	43,714	36,420	405	23%	2%
Costa Rica	206	4	29,188	21,127	366	-4%	18%
Israel	170	1	40,468	38,367	339	70%	-18%
Ukraine	292	5	19,847	10,729	336	7%	8%
Albania	271	6	15,702	8,017	330	12%	36%
Jordan	322	5	24,524	19,804	314	-27%	-22%
Russia	187	4	17,258	13,634	303	16%	21%
Oman	38	1	24,574	22,918	286	-14%	0%
Lithuania	947	10	29,591	12,382	259	24%	38%
Serbia	825	7	27,678	N/A**	242	44%	111%
Kuwait	65	1	34,001	33,014	212	-44%	-24%
Bahrain	103	1	52,008	50,846	204	8%	-13%
Slovakia	329	5	22,308	16,442	199	12%	11%
West Bank an..	400	4	22,541	16,829	195	58%	77%
Lebanon	191	2	20,571	13,778	169	-7%	10%
Denmark	341	1	16,901	12,929	156	43%	108%
Belarus	190	1	16,134	13,752	130	26%	14%
Qatar	54	0	48,716	47,858	83	-16%	-25%
UAE	126	0	18,215	16,287	60	2%	-19%
Total World	80	1	8,894	5,729	203	2%	8%

*Change from 14d ago:
Compares 14d-avgs. of Daily New Cases/Deaths
today with 14d-avgs. from 14d ago

In the past 14 days, confirmed cases in **Panama** increased 15% (+6,101 cases per 1M)

Sorted by Total Deaths / 1M
Top 50 countries selected by Cases / 1M
Excluded countries with population < 1M

N/A** due to inconsistent reporting of Recovered Cases



Top 50 Countries: Raw Volume

Updated 10 Dec 2020, 3:30 GMT

4

1 - 25	Average over last 7 days		Total Since 22 Jan			Change from 14d Ago in 14 day avg of daily new	
	New Confirmed	New Deaths	Total Confirmed	Total Recovered	Total Deaths	Confirmed	Deaths
EU	121,151	3,285	12,729,525	5,132,600	298,523	-26%	2%
US	209,233	2,275	15,386,562	5,889,896	289,373	11%	35%
Brazil	41,686	640	6,728,452	5,966,118	178,995	34%	11%
India	33,201	446	9,767,371	9,253,306	141,772	-14%	-8%
Mexico	10,231	584	1,205,229	889,168	111,655	60%	12%
UK	15,440	410	1,771,545	N/A**	62,663	-30%	-2%
Italy	18,363	671	1,770,149	997,895	61,739	-36%	7%
France	11,503	407	2,377,913	178,937	56,752	-49%	-25%
Iran	11,864	317	1,072,620	765,639	51,212	-1%	-24%
Spain	6,618	176	1,712,101	150,376	47,019	-43%	-24%
Russia	27,349	513	2,518,551	1,989,710	44,220	16%	21%
Argentina	5,017	152	1,475,222	1,311,488	40,222	-28%	-21%
Colombia	8,292	170	1,392,133	1,287,597	38,308	15%	-4%
Peru	1,859	62	976,621	911,113	36,401	-10%	3%
South Africa	4,589	124	828,598	754,658	22,574	60%	15%
Poland	10,657	422	1,088,346	768,241	21,160	-46%	0%
Germany	19,486	400	1,254,358	929,272	20,460	0%	63%
Indonesia	6,199	139	592,900	487,445	18,171	27%	40%
Belgium	2,199	99	597,643	N/A**	17,603	-34%	-34%
Chile	1,554	36	564,778	539,171	15,690	7%	9%
Turkey	32,066	200	925,342	447,361	15,531	597%	59%
Ukraine	12,776	223	867,991	469,200	14,702	7%	8%
Ecuador	622	36	199,228	174,188	13,814	13%	43%
Canada	6,519	95	439,142	355,401	13,009	25%	30%
Romania	6,784	165	532,040	425,816	12,821	-21%	6%

26 - 50	Average over last 7 days		Total Since 22 Jan			Change from 14d Ago in 14 day avg of daily new	
	New Confirmed	New Deaths	Total Confirmed	Total Recovered	Total Deaths	Confirmed	Deaths
Iraq	1,878	23	569,873	499,846	12,501	-18%	-31%
Netherlands	6,486	48	586,643	7,551	9,923	7%	-18%
Czechia	3,412	89	556,927	489,759	9,136	-22%	-25%
Philippines	1,401	34	444,164	408,942	8,677	-1%	-9%
Pakistan	3,210	57	429,280	374,301	8,603	19%	-4%
Sweden	5,519	46	304,793	N/A**	7,296	16%	57%
Bangladesh	2,097	31	484,104	405,966	6,930	4%	23%
Morocco	3,428	63	388,184	341,685	6,427	-22%	-14%
Hungary	4,911	163	259,588	76,270	6,280	18%	53%
Saudi Arabia	200	12	359,274	349,624	6,002	-24%	-25%
Switzerland	3,999	95	363,654	283,000	5,710	-18%	3%
Bulgaria	2,797	134	171,493	72,078	5,283	-16%	30%
Portugal	4,032	78	332,073	254,700	5,192	-29%	4%
Austria	3,077	87	311,002	265,815	4,056	-43%	26%
Panama	1,948	21	182,977	156,870	3,264	52%	46%
Jordan	3,287	50	250,219	202,058	3,206	-27%	-22%
Israel	1,472	7	350,271	332,089	2,934	70%	-18%
Kazakhstan	902	16	182,657	154,432	2,546	2%	-20%
Japan	2,285	34	169,429	140,466	2,376	23%	189%
Croatia	3,499	64	159,372	133,255	2,367	23%	42%
Serbia	7,211	59	241,831	N/A**	2,116	44%	111%
Nepal	1,170	16	244,433	230,537	1,651	-22%	22%
Georgia	4,430	39	174,383	145,287	1,614	23%	2%
UAE	1,245	3	180,150	161,084	598	2%	-19%
Total World	623,439	10,805	68,894,596	44,382,129	1,569,374	2%	8%

*Change from 14d ago:
Compares 14d-avgs. of Daily New Cases/Deaths today with 14d-avgs. from 14d ago

In the past 7 days, confirmed cases in **Russia** increased 8% (+191,446 cases)

Sorted by Raw Total Deaths
Top 50 countries selected by Total Cases
Excluded countries with population < 1M

N/A** due to inconsistent reporting of Recovered Cases



United States: Per 1M



1 - 25

	Average over last 7 days		Total Since 22 Jan			Change from 14d Ago* in 14 day avg of daily new	
	New Confirmed	New Deaths	Total Confirmed	Total Recovered	Total Deaths	Confirmed	Deaths
New Jersey	567	6	42,950	5,283	1,975	17%	60%
New York	505	3	37,683	4,580	1,809	66%	86%
Massachusetts	729	7	39,088	24,637	1,620	48%	47%
Connecticut	766	8	39,421	2,749	1,482	29%	71%
Louisiana	540	6	55,695	46,879	1,438	8%	14%
North Dakota	1,127	21	113,047	105,654	1,425	-41%	-7%
Rhode Island	1,253	13	64,472	3,990	1,401	27%	62%
Mississippi	663	9	57,347	45,907	1,358	54%	19%
South Dakota	940	25	99,499	79,949	1,297	-32%	6%
Illinois	720	14	64,113	N/A	1,153	-21%	32%
Michigan	651	12	44,901	19,801	1,072	-5%	49%
DC	407	3	33,800	24,203	998	56%	35%
Arizona	817	7	52,564	8,019	973	57%	88%
Indiana	1,007	11	59,181	35,899	966	-3%	37%
Georgia	480	5	48,767	N/A	934	36%	27%
Arkansas	716	12	58,537	50,728	923	10%	21%
Pennsylvania	781	12	35,223	20,175	916	37%	77%
Florida	434	5	50,441	N/A	906	17%	27%
S. Carolina	516	5	46,506	23,776	896	30%	22%
New Mexico	817	13	53,867	19,104	869	-15%	27%
Iowa	639	9	79,326	54,972	863	-45%	7%
Delaware	835	4	43,535	19,359	825	66%	19%
Maryland	456	6	36,828	1,461	821	16%	65%
Texas	448	7	46,902	36,640	816	1%	11%
Alabama	681	8	57,144	35,651	813	33%	37%

*Change from 14d ago:
Compares 14d-avgs. of Daily New Cases/Deaths
today with 14d-avgs. from 14d ago

26 - 51

	Average over last 7 days		Total Since 22 Jan			Change from 14d Ago* in 14 day avg of daily new	
	New Confirmed	New Deaths	Total Confirmed	Total Recovered	Total Deaths	Confirmed	Deaths
Nevada	897	8	57,248	N/A	774	18%	61%
Tennessee	809	10	61,935	55,183	757	37%	0%
Minnesota	918	11	64,493	56,783	739	-21%	18%
Missouri	612	9	55,127	N/A	728	-23%	41%
Montana	774	8	65,620	48,717	721	-30%	-34%
Wisconsin	767	11	77,662	62,432	711	-34%	-10%
Nebraska	841	12	74,402	38,044	669	-5%	57%
Kansas	869	13	62,671	1,302	666	-18%	52%
Colorado	773	11	47,293	2,530	632	-10%	58%
Idaho	917	9	65,024	24,797	617	2%	28%
Ohio	1,004	6	44,495	30,051	615	19%	40%
N. Carolina	530	4	39,142	32,517	540	39%	19%
Wyoming	834	15	65,459	56,348	517	-37%	-5%
California	665	4	36,672	N/A	517	74%	68%
West Virginia	682	10	32,621	20,926	503	20%	45%
Virginia	413	3	31,296	3,030	502	37%	2%
Oklahoma	746	5	56,354	48,402	492	-8%	26%
Kentucky	715	6	46,811	6,836	474	11%	23%
New Hampshire	549	3	20,293	15,086	419	54%	155%
Washington	366	3	24,933	N/A	396	6%	41%
Utah	906	4	69,416	50,243	310	-13%	3%
Oregon	343	5	20,932	1,392	263	26%	94%
Alaska	958	5	52,911	9,794	205	12%	70%
Hawaii	72	2	13,459	8,446	188	-3%	138%
Maine	239	3	10,753	7,691	183	21%	75%
Vermont	189	3	8,470	5,045	138	13%	340%

In the past 7 days, **Ohio** saw a 19% increase in cases (+7,028 cases per 1M)

Sorted by Total Deaths / 1M

N/As due to states revising and updating case counts



United States: Raw Volume



1 - 25

	Average over last 7 days		Total Since 22 Jan			Change from 14d Ago* in 14 day avg of daily new	
	New Confirmed	New Deaths	Total Confirmed	Total Recovered	Total Deaths	Confirmed	Deaths
New York	9,832	66	733,064	89,089	35,183	66%	86%
Texas	13,001	189	1,359,951	1,062,398	23,657	1%	11%
California	26,258	143	1,448,987	N/A	20,411	74%	68%
Florida	9,315	98	1,083,362	N/A	19,462	17%	27%
New Jersey	5,040	57	381,486	46,924	17,542	17%	60%
Illinois	9,118	174	812,430	N/A	14,612	-21%	32%
Pennsylvania	9,996	150	450,924	258,283	11,726	37%	77%
Massachusetts	5,026	49	269,412	169,809	11,166	48%	47%
Michigan	6,505	123	448,418	197,750	10,706	-5%	49%
Georgia	5,091	51	517,779	N/A	9,921	36%	27%
Ohio	11,741	74	520,112	351,268	7,187	19%	40%
Arizona	5,946	49	382,601	58,366	7,081	57%	88%
Louisiana	2,511	26	258,914	217,930	6,684	8%	14%
Indiana	6,778	76	398,417	241,677	6,506	-3%	37%
N. Carolina	5,562	42	410,527	341,041	5,661	39%	19%
Connecticut	2,732	28	140,548	9,800	5,285	29%	71%
Tennessee	5,525	69	422,962	376,851	5,171	37%	0%
Maryland	2,757	35	222,653	8,833	4,962	16%	65%
S. Carolina	2,658	24	239,444	122,416	4,612	30%	22%
Missouri	3,756	56	338,336	N/A	4,470	-23%	41%
Virginia	3,521	24	267,128	25,862	4,281	37%	2%
Minnesota	5,177	60	363,719	320,233	4,168	-21%	18%
Wisconsin	4,464	63	452,180	363,504	4,142	-34%	-10%
Mississippi	1,972	27	170,672	136,627	4,041	54%	19%
Alabama	3,337	39	280,187	174,805	3,985	33%	37%

26 - 51

	Average over last 7 days		Total Since 22 Jan			Change from 14d Ago* in 14 day avg of daily new	
	New Confirmed	New Deaths	Total Confirmed	Total Recovered	Total Deaths	Confirmed	Deaths
Colorado	4,453	64	272,346	14,571	3,639	-10%	58%
Washington	2,789	24	189,863	N/A	3,016	6%	41%
Arkansas	2,162	38	176,652	153,088	2,786	10%	21%
Iowa	2,017	29	250,280	173,440	2,724	-45%	7%
Nevada	2,762	26	176,334	N/A	2,384	18%	61%
Kentucky	3,196	25	209,135	30,540	2,118	11%	23%
Oklahoma	2,950	19	222,993	191,525	1,945	-8%	26%
Kansas	2,532	37	182,581	3,793	1,941	-18%	52%
New Mexico	1,712	28	112,950	40,058	1,823	-15%	27%
Rhode Island	1,328	13	68,299	4,227	1,484	27%	62%
Nebraska	1,628	24	143,924	73,592	1,294	-5%	57%
South Dakota	831	22	88,023	70,728	1,147	-32%	6%
Oregon	1,447	22	88,287	5,870	1,110	26%	94%
Idaho	1,638	16	116,203	44,314	1,103	2%	28%
North Dakota	859	16	86,149	80,515	1,086	-41%	-7%
Utah	2,904	13	222,545	161,077	995	-13%	3%
West Virginia	1,222	18	58,462	37,502	901	20%	45%
Delaware	814	3	42,393	18,851	803	66%	19%
Montana	828	8	70,133	52,068	771	-30%	-34%
DC	287	2	23,854	17,081	704	56%	35%
New Hampshire	746	5	27,592	20,513	570	54%	155%
Wyoming	483	9	37,885	32,612	299	-37%	-5%
Hawaii	102	3	19,056	11,958	266	-3%	138%
Maine	321	4	14,454	10,338	246	21%	75%
Alaska	701	4	38,707	7,165	150	12%	70%
Vermont	118	2	5,285	3,148	86	13%	340%

*Change from 14d ago:
Compares 14d-avgs. of Daily New Cases/Deaths
today with 14d-avgs. from 14d ago

Today, **California, Texas, and Ohio** account for 24% of
new cases in the **US** with more than 10K cases each

Sorted by Raw Total Deaths

N/As due to states revising and updating case counts



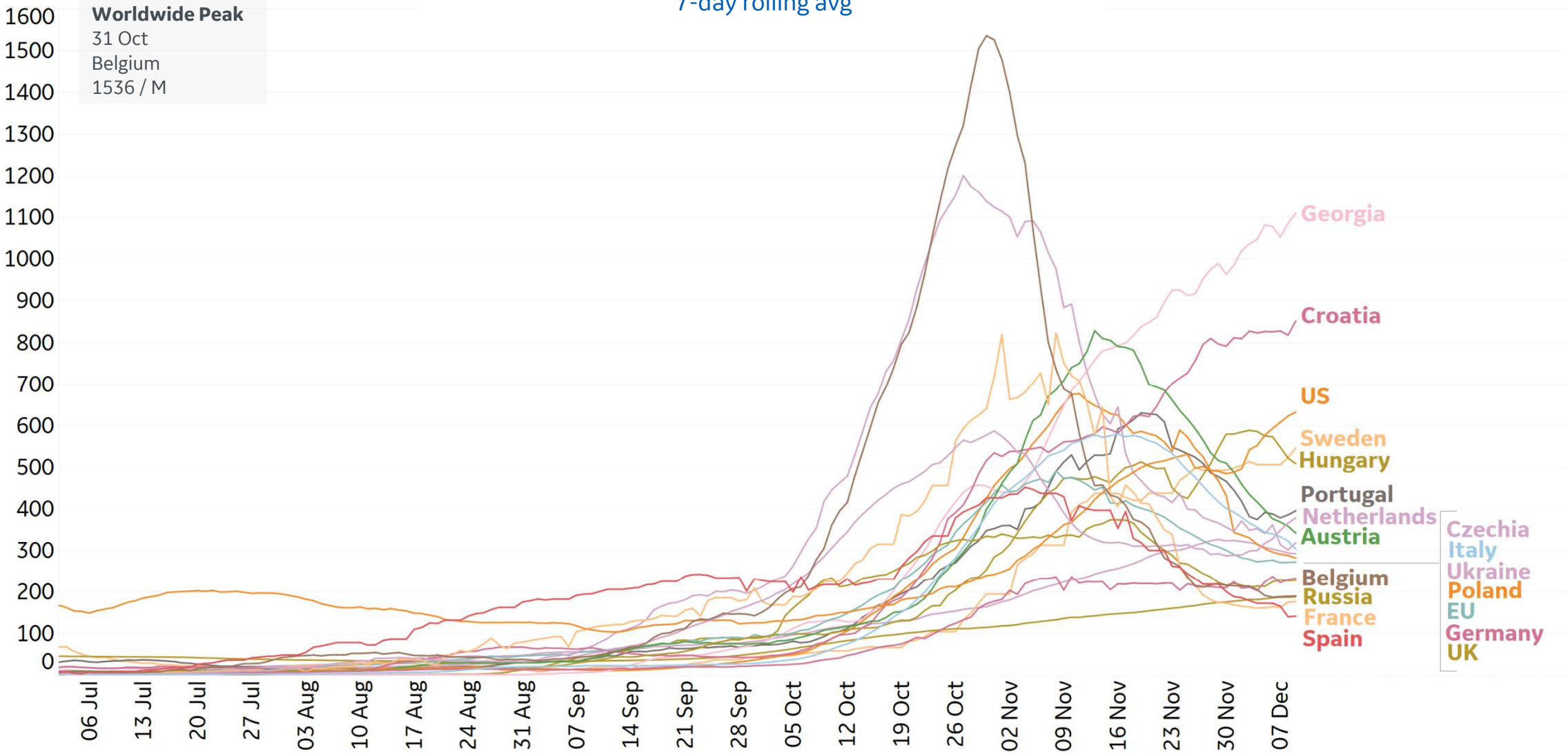
New Confirmed Cases in Select Countries

Updated 10 Dec 2020, 3:30 GMT

7

Daily New Confirmed Cases / 1M

7-day rolling avg

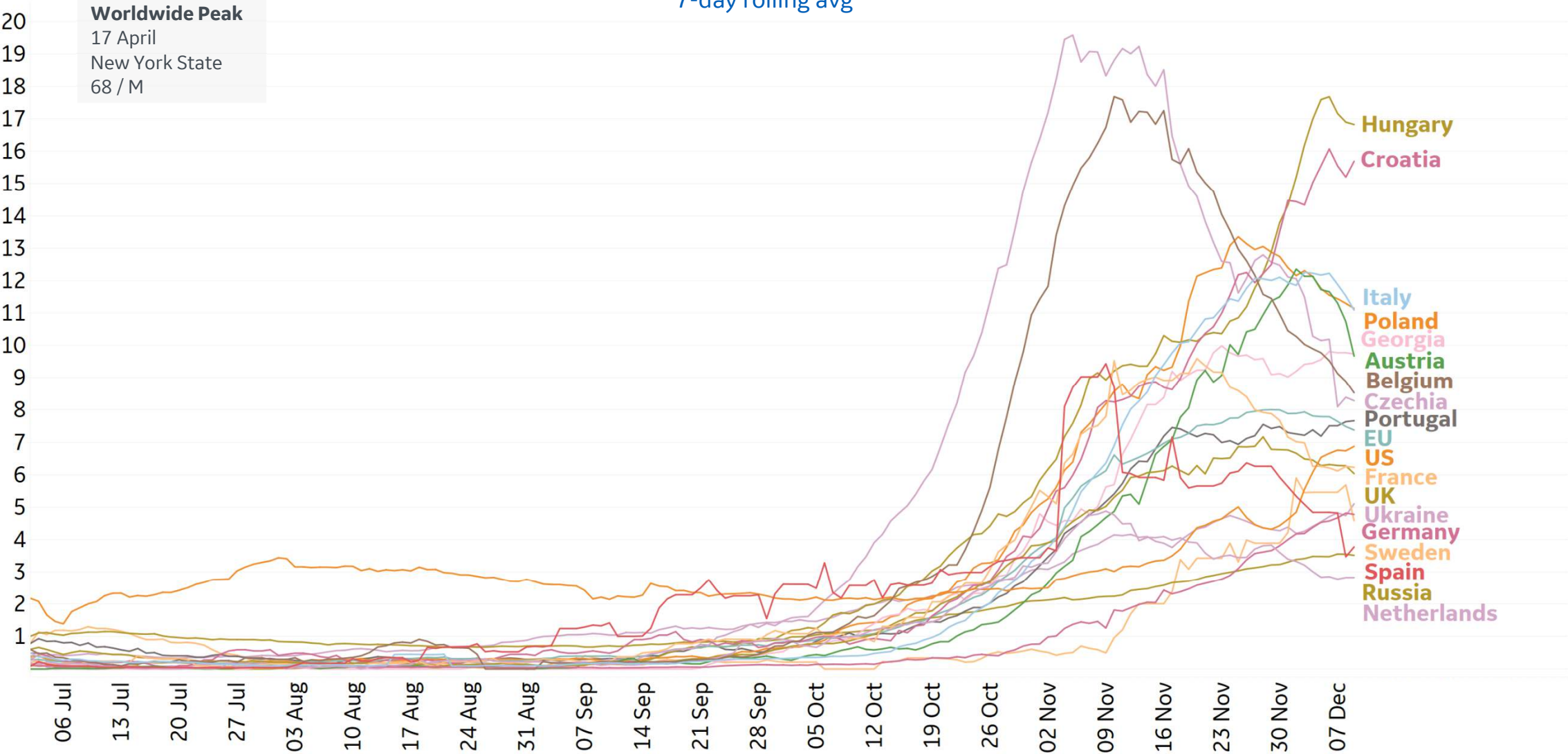




New Deaths in Select Countries

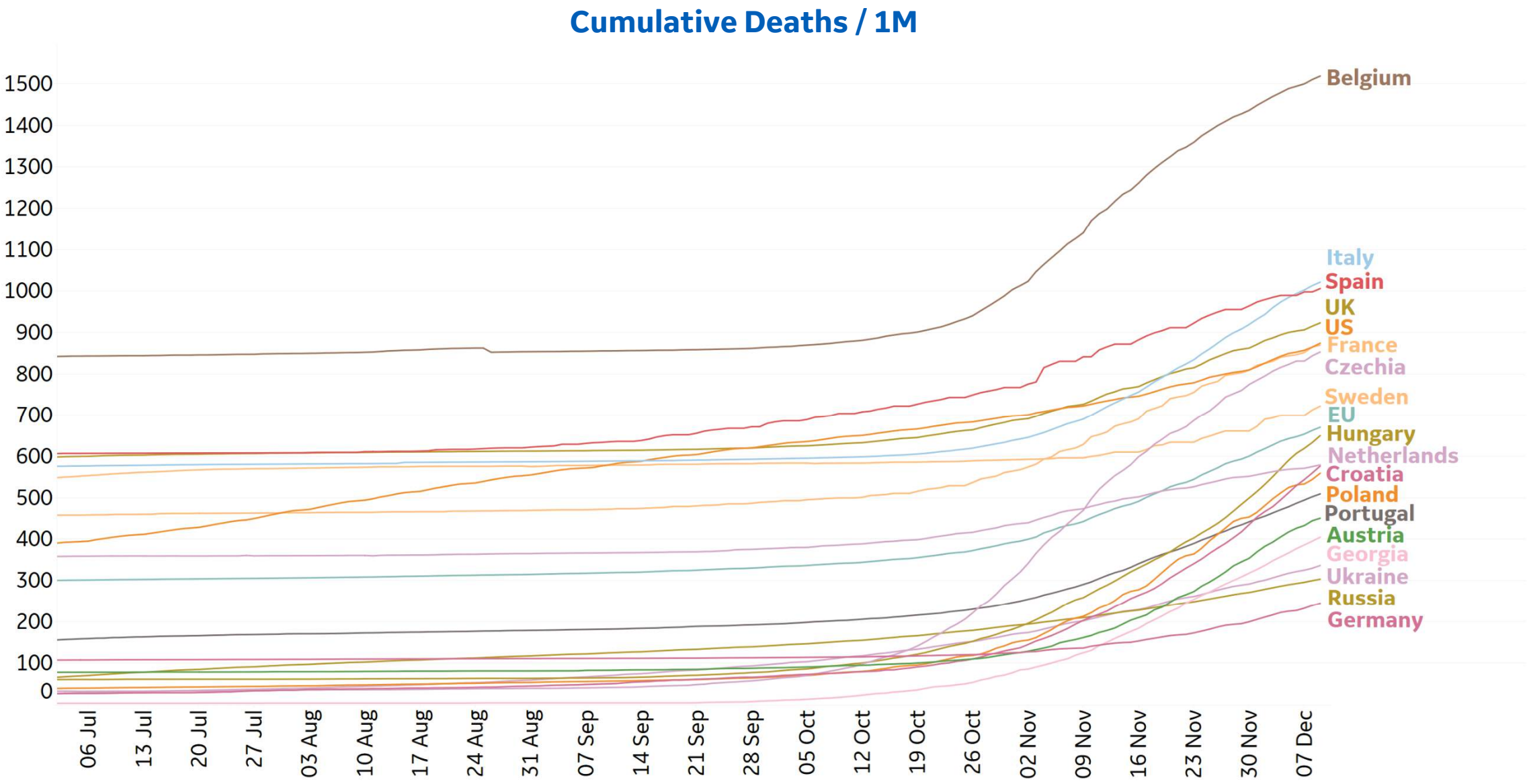


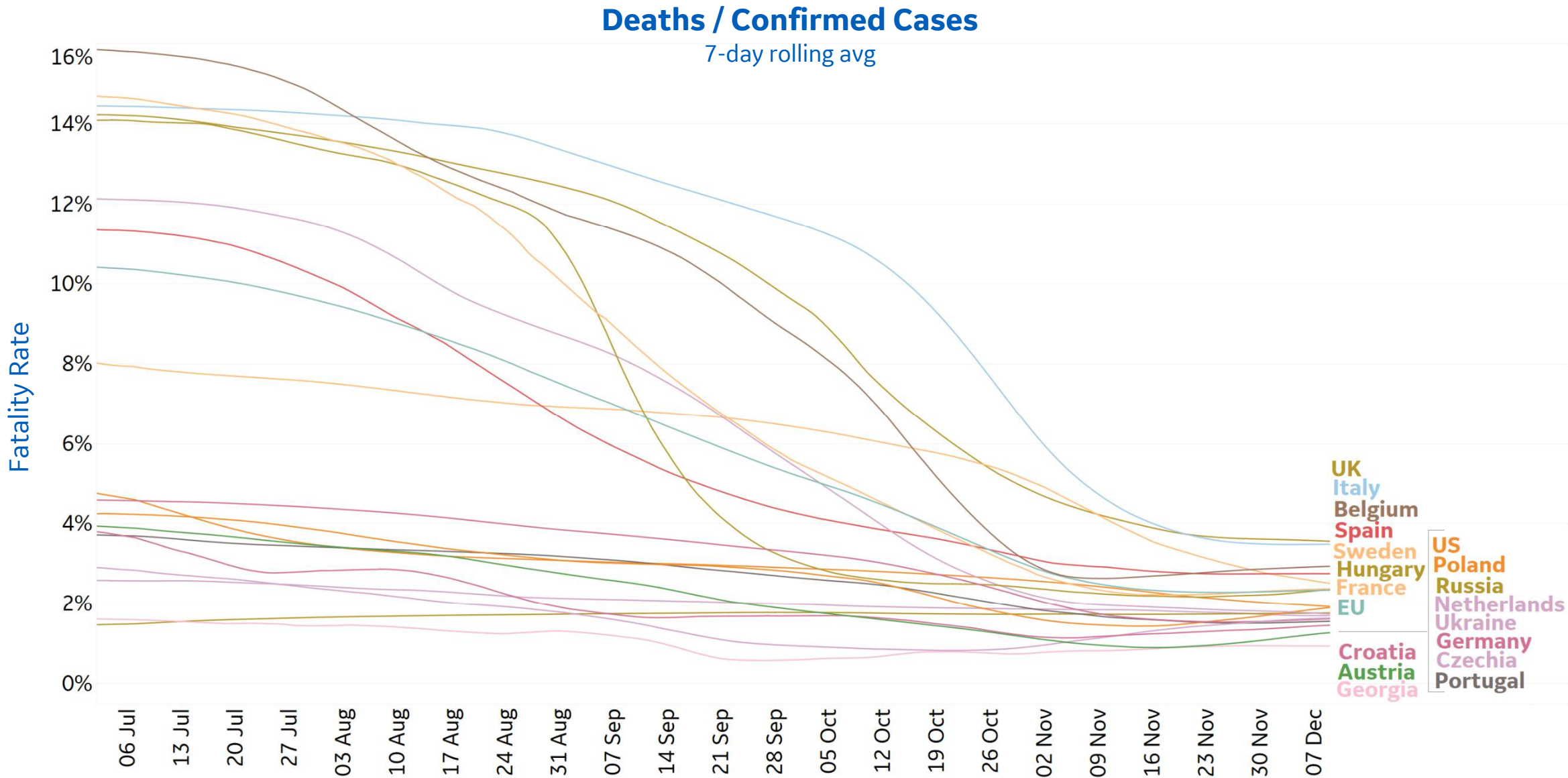
Daily New Deaths / 1M
7-day rolling avg





Cumulative Deaths in Select Countries

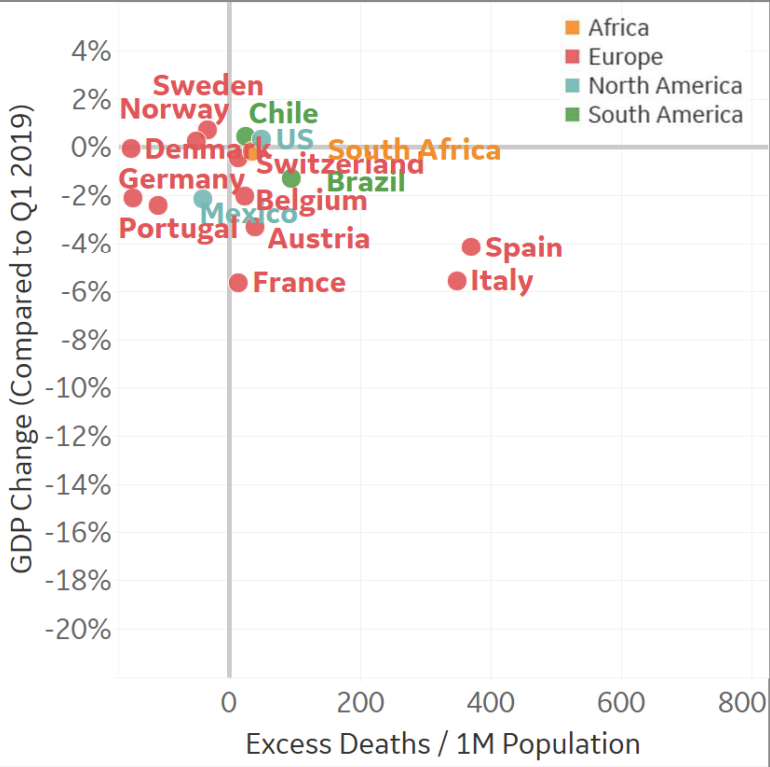






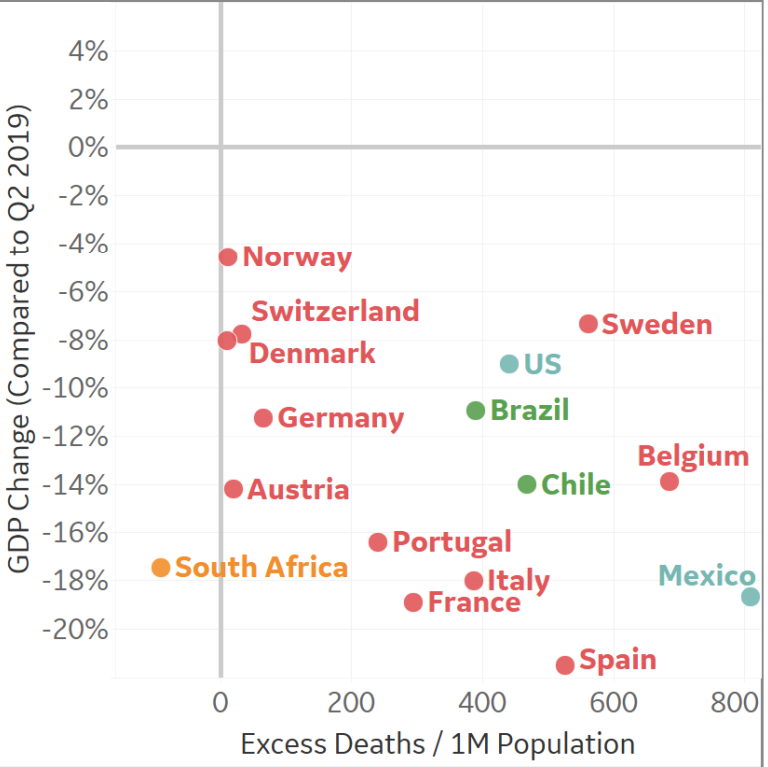
Feature: COVID-19 Impact on Deaths and GDP

1st Quarter 2020



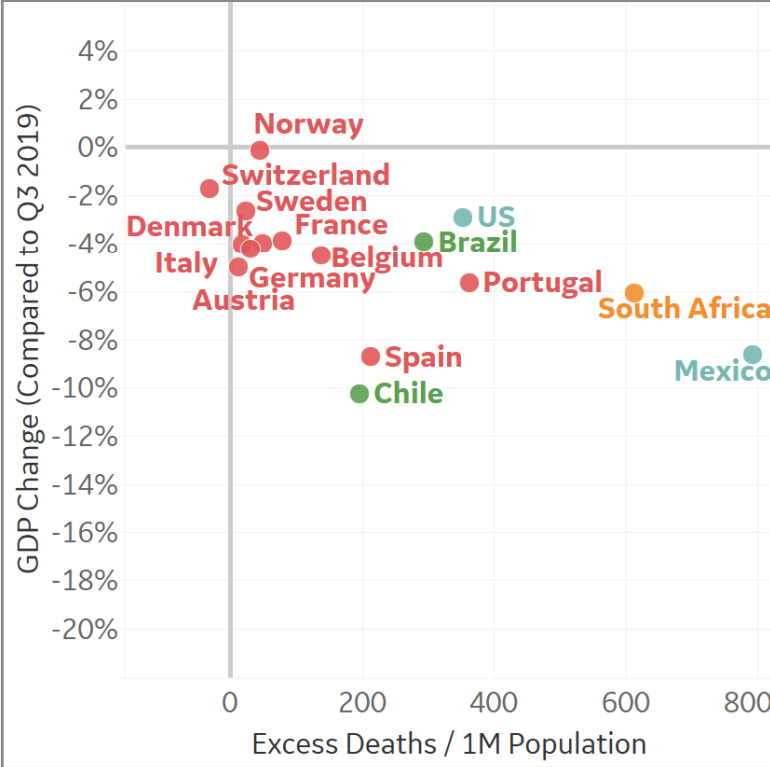
Largest GDP ↓	GDP Δ	Excess Deaths / 1M	Q1 CFR
France	-6%	14	6.7%
Italy	-6%	348	11.7%
Spain	-4%	371	8.8%
Austria	-3%	40	1.3%
Portugal	-2%	-108	2.1%

2nd Quarter 2020



Largest GDP ↓	GDP Δ	Excess Deaths / 1M	Q2 CFR
Spain	-22%	527	13.0%
France	-19%	295	17.6%
Mexico	-19%	810	12.3%
Italy	-18%	387	16.6%
South Africa	-17%	-90	1.8%

3rd Quarter 2020



Largest GDP ↓	GDP Δ	Excess Deaths / 1M	Q3 CFR
Chile	-10%	196	3.8%
Spain	-9%	213	0.7%
Mexico	-9%	793	9.6%
South Africa	-6%	613	2.7%
Portugal	-6%	362	1.2%

Data Sources: The Economist: COVID-19 Excess Deaths Tracker; OECD: Quarterly National Accounts, Quarterly GDP. Note: CFR (Case Fatality Rate) = New Deaths in Quarter / New Cases in Quarter



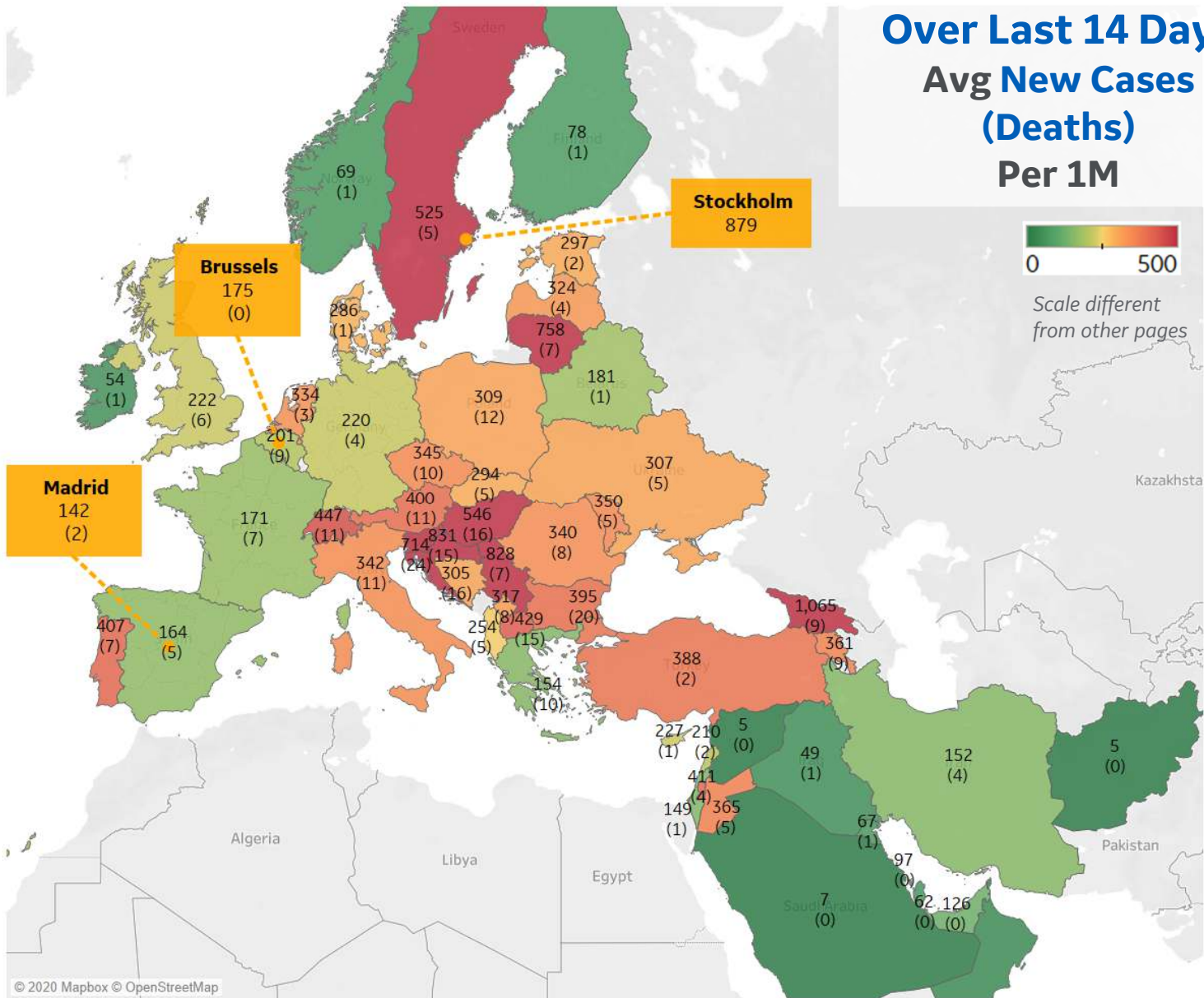
Per 1M in Region

	Today	Change
Active Cases	11,253	+0.5%
Confirmed	256 new	+1.2%
Deaths	6 new	+1.1%
Recovered	192 new	+1.9%

Most Daily New Cases / 1M

Georgia	1,065
Croatia	831
Serbia	828
Lithuania	758
Slovenia	714
Hungary	546
Sweden	525
Switzerland	447
North Macedonia	429

* Excludes regions with population < 1M





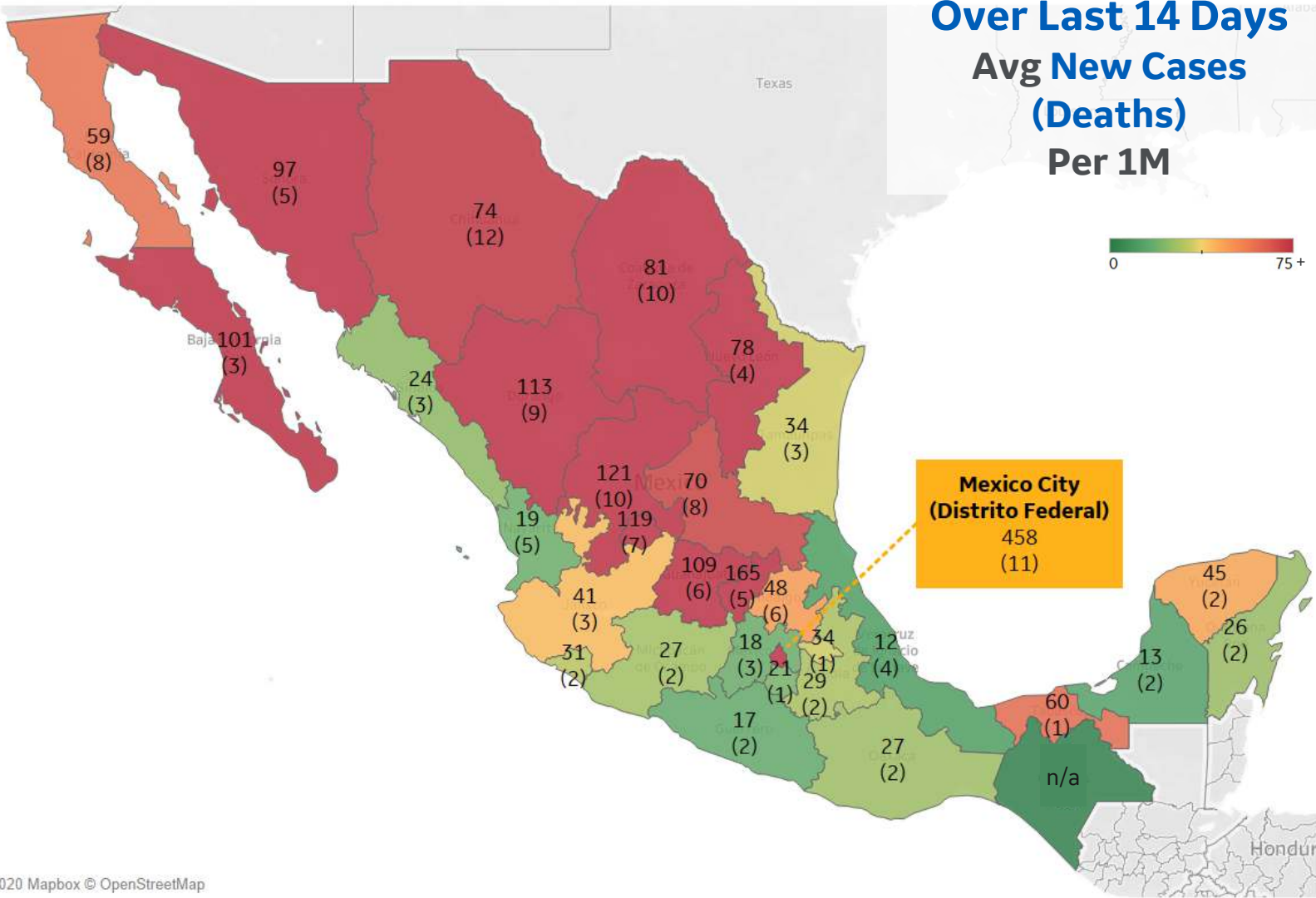
Mexico

Per 1M in Region

	Today	Change
Active Cases	1,585	+1.5%
Confirmed	93 new	+1.0%
Deaths	6 new	+0.7%
Recovered	63 new	+0.9%

Most Daily New Cases / 1M

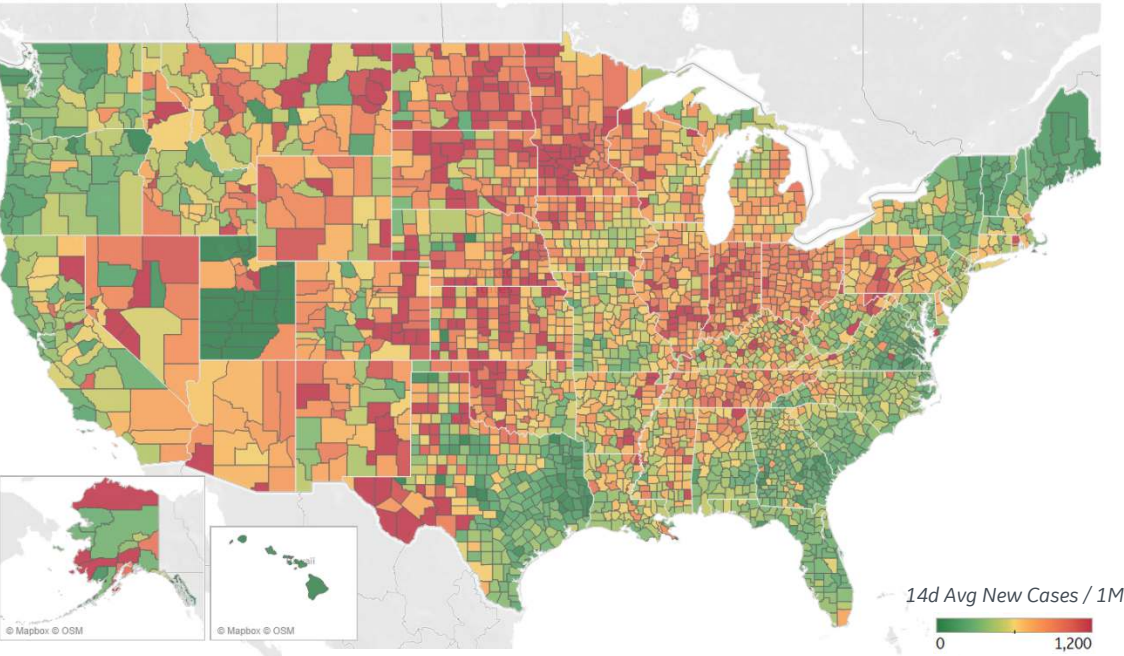
Distrito Federal	458
Querétaro	165
Zacatecas	121
Aguascalientes	119
Durango	113
Guanajuato	109
Baja California Sur	101
Sonora	97
Coahuila	81
Nuevo León	78





US Counties: Recent Cases and Deaths

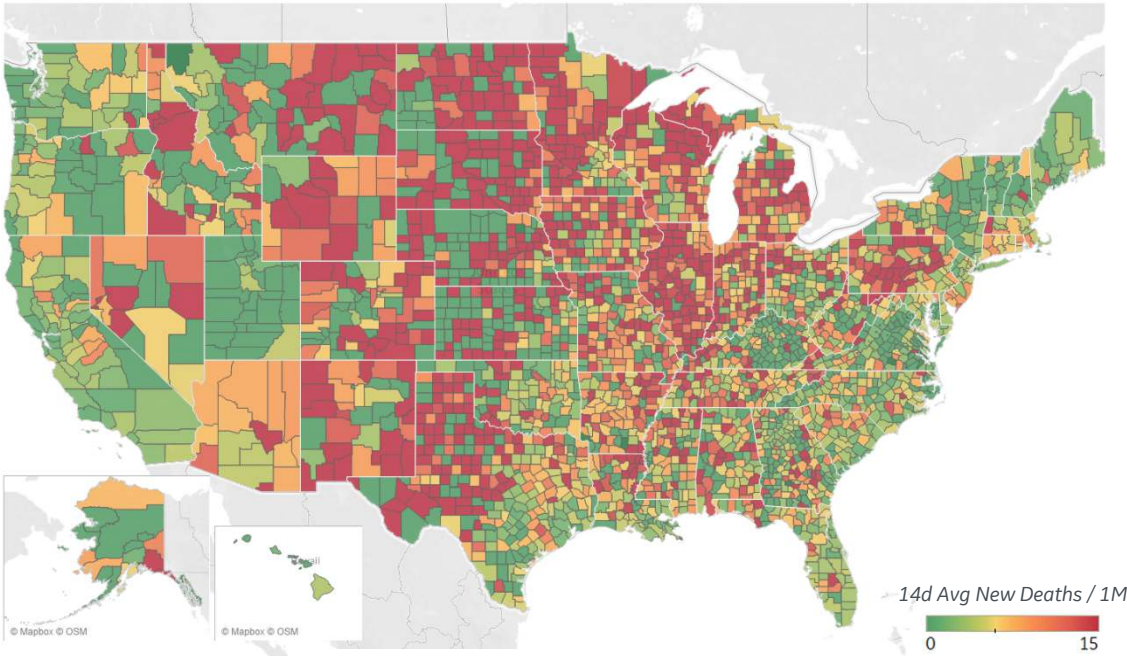
Average New Cases per 1M Over Last 14 Days



Top 10 by New Confirmed Avg New Confirmed Cases / 1M

Lubbock County, TX	1,155
Providence County, RI	1,144
Douglas County, NE	1,069
Anoka County, MN	1,021
St. Joseph County, IN	1,001
Utah County, UT	983
Dakota County, MN	981
Stark County, OH	972
Hamilton County, IN	950
Lancaster County, NE	899

Average New Deaths per 1M Over Last 14 Days



Top 10 by New Deaths Avg New Deaths/ 1M

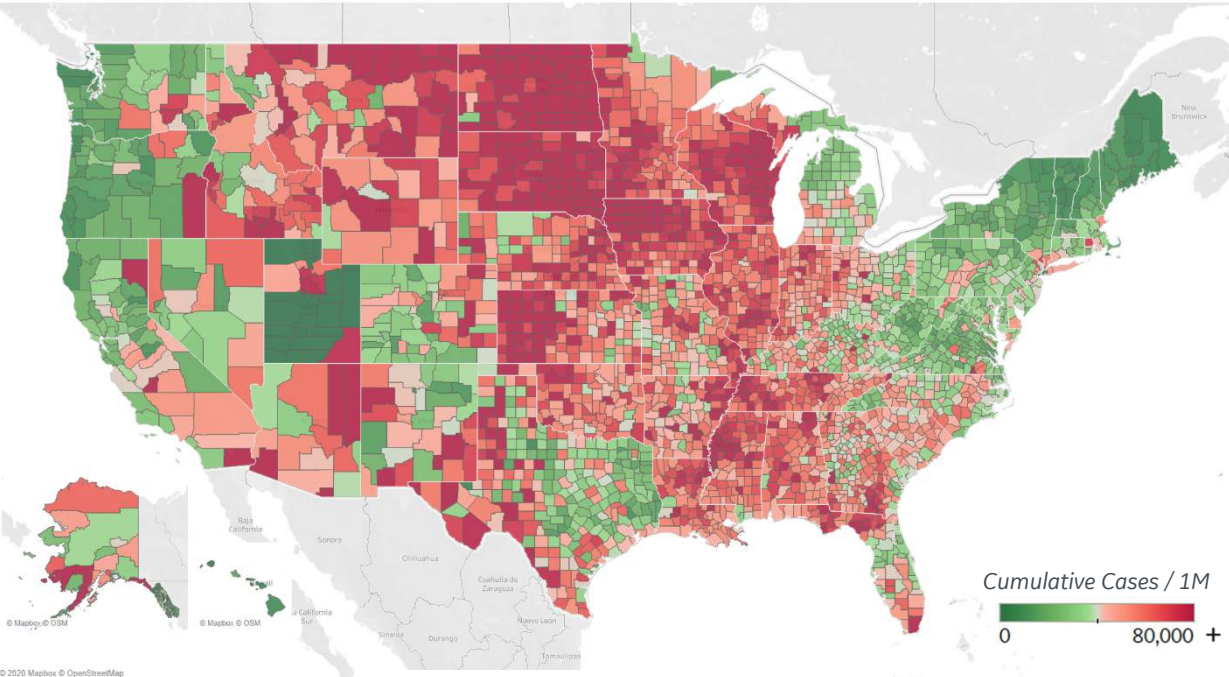
El Paso County, TX	23
Lubbock County, TX	23
Cumberland County, PA	21
Madison County, IL	19
Westmoreland County, PA	18
Luzerne County, PA	17
Ottawa County, MI	16
Douglas County, NE	16
Allen County, IN	15
Waukesha County, WI	14

Note: Lists includes counties
≥ 250K population



US Counties: Cumulative Cases and Deaths

Confirmed **Cases** per 1M to date

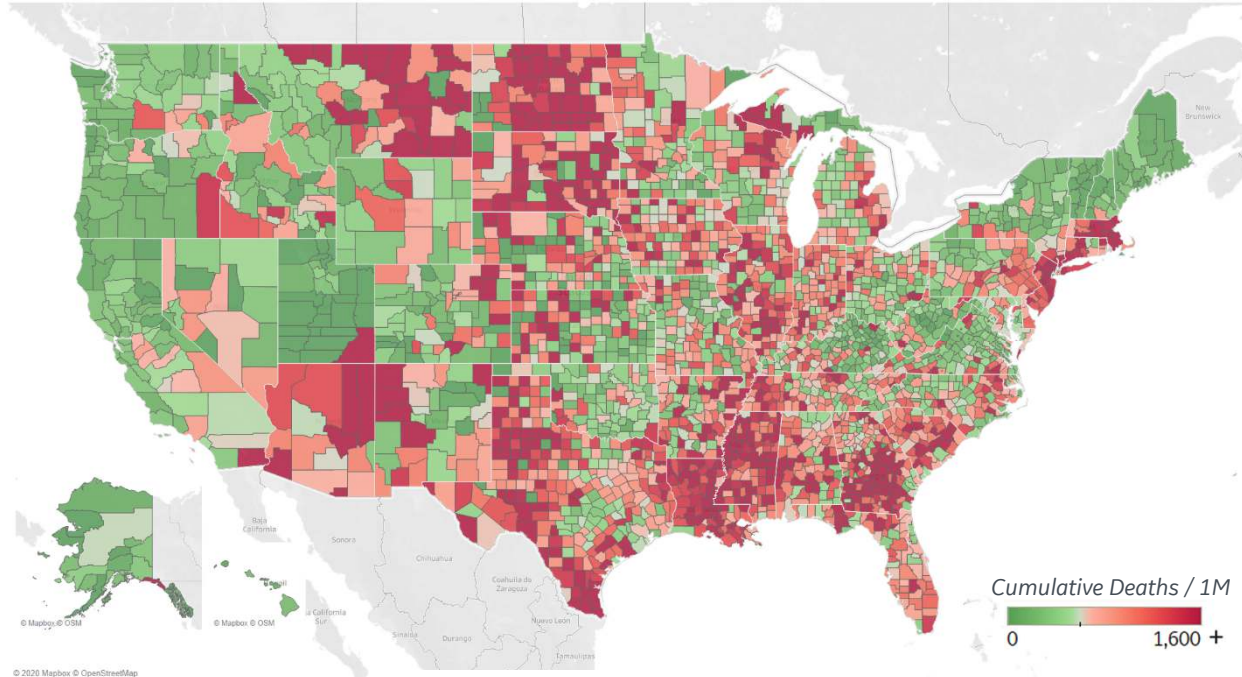


Top 10 Counties

Total Confirmed Cases / 1M

Lubbock County, TX	112,948
El Paso County, TX	108,610
Brown County, WI	94,295
Miami-Dade County, FL	91,663
Utah County, UT	86,297
Milwaukee County, WI	84,662
Douglas County, NE	79,601
Webb County, TX	78,029
Waukesha County, WI	77,865
Salt Lake County, UT	77,412

Reported **Deaths** per 1M to date



Top 10 Counties

Total Reported Deaths / 1M

New York City*	4,520
Essex County, NJ	2,852
Passaic County, NJ	2,696
Cameron County, TX	2,694
Union County, NJ	2,635
Hidalgo County, TX	2,429
Hudson County, NJ	2,405
Bergen County, NJ	2,339
Rockland County, NY	2,124
Hampden County, MA	2,039

Note: Lists includes counties $\geq 250K$ population

* New York City counties aggregated into one reporting area



Per 1M in Region

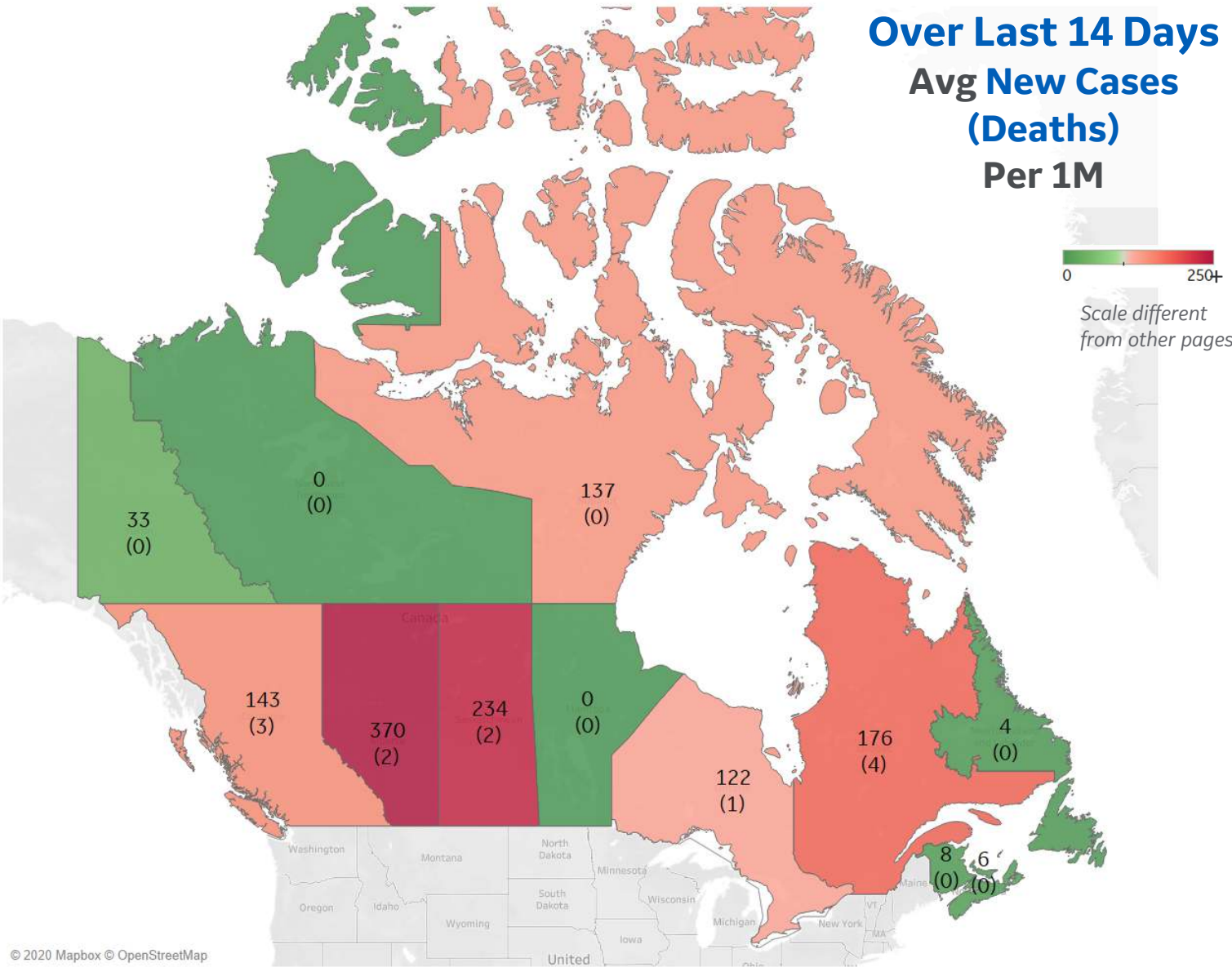
	Today	Change
Active Cases	1,874	+0.7%
Confirmed	170 new	+1.5%
Deaths	3 new	+0.9%
Recovered	153 new	+1.7%

Most Daily New Cases / 1M

Alberta	370
Saskatchewan	234
Quebec	176
British Columbia	143
Ontario	122

* Excludes regions with population < 1M

Over Last 14 Days Avg New Cases (Deaths) Per 1M





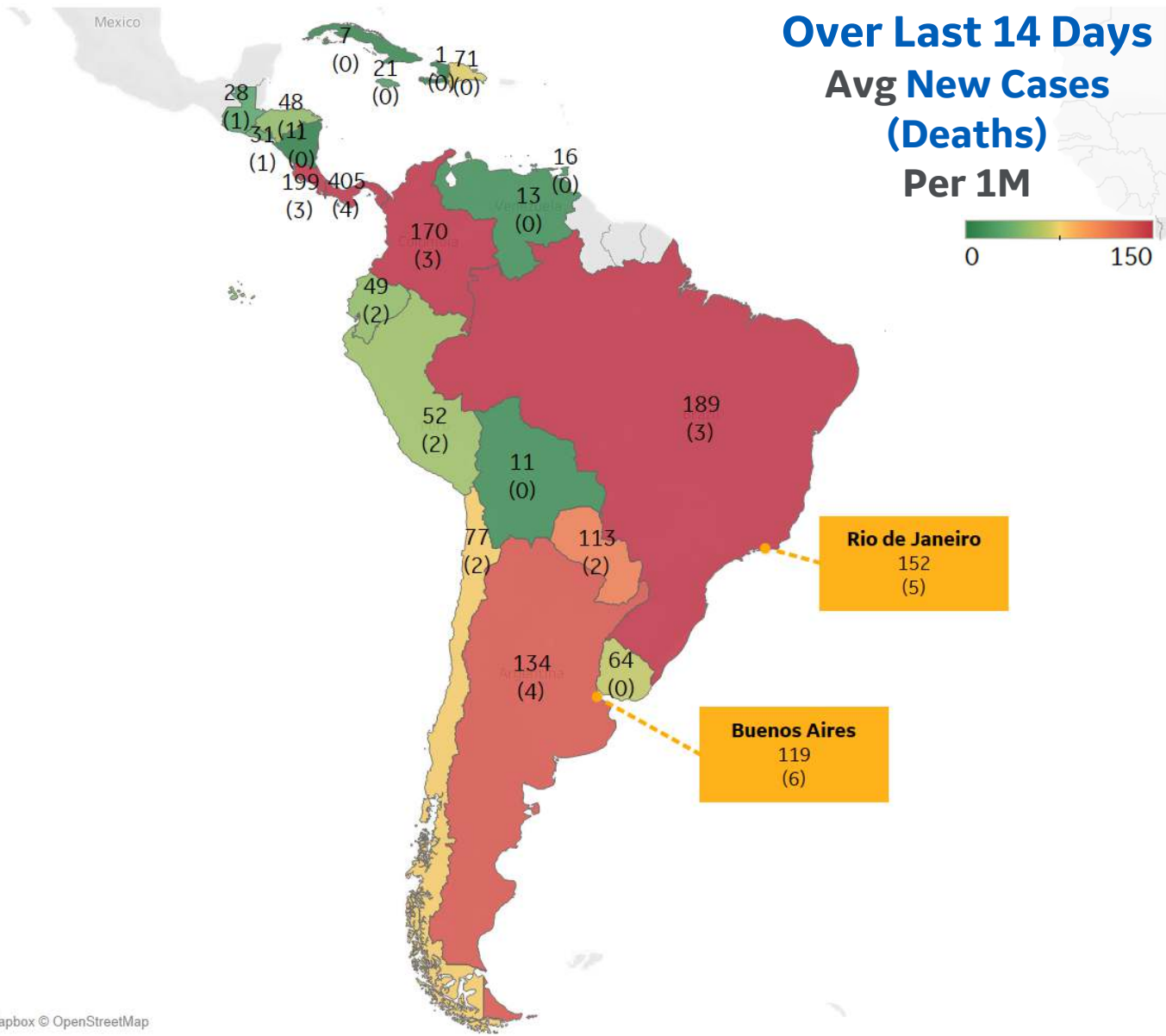
Per 1M in Region

	Today	Change
Active Cases	1,998	+5.2%
Confirmed	151 new	+0.6%
Deaths	3 new	+0.4%
Recovered	50 new	+0.2%

Most Daily New Cases / 1M

Panama	405
Costa Rica	199
Brazil	189
Colombia	170
Argentina	134
Paraguay	113
Chile	77
Dom. Rep.	71
Uruguay	64
Peru	52

* Excludes regions with population < 1M





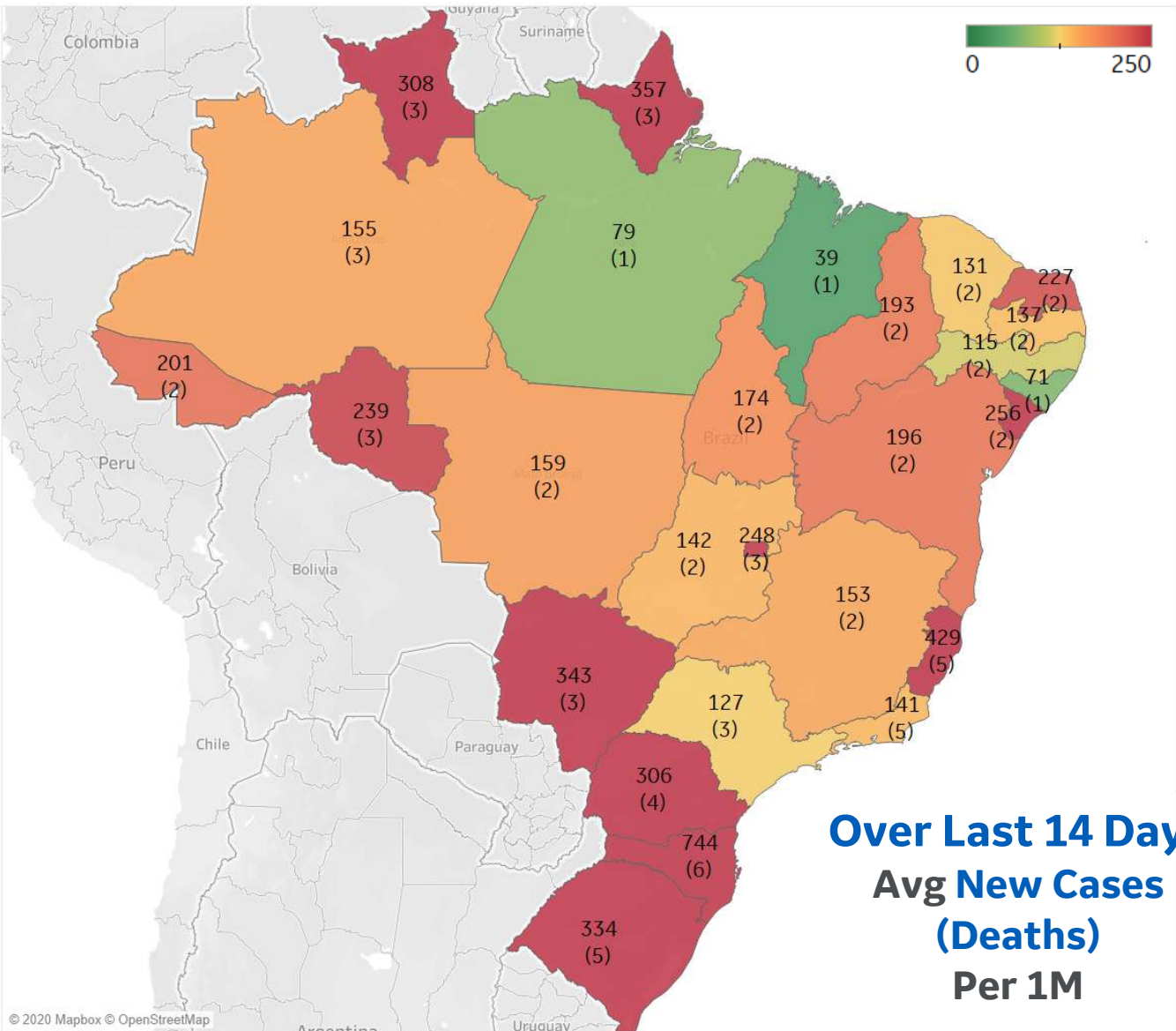
Per 1M in Region

	Today	Change
Active Cases	2,744	+9.8%
Confirmed	251 new	+0.8%
Deaths	4 new	+0.5%
Recovered	3 new	+0%

Most Daily New Cases / 1M

Santa Catarina	744
Espírito Santo	429
MatoGrosso do ..	343
Rio Grande do ..	334
Paraná	306
Sergipe	256
Distrito Federal	248
Rondônia	239
Rio Grande do ..	227
Bahia	196

* Excludes regions with population < 1M



Over Last 14 Days
Avg New Cases
(Deaths)
Per 1M



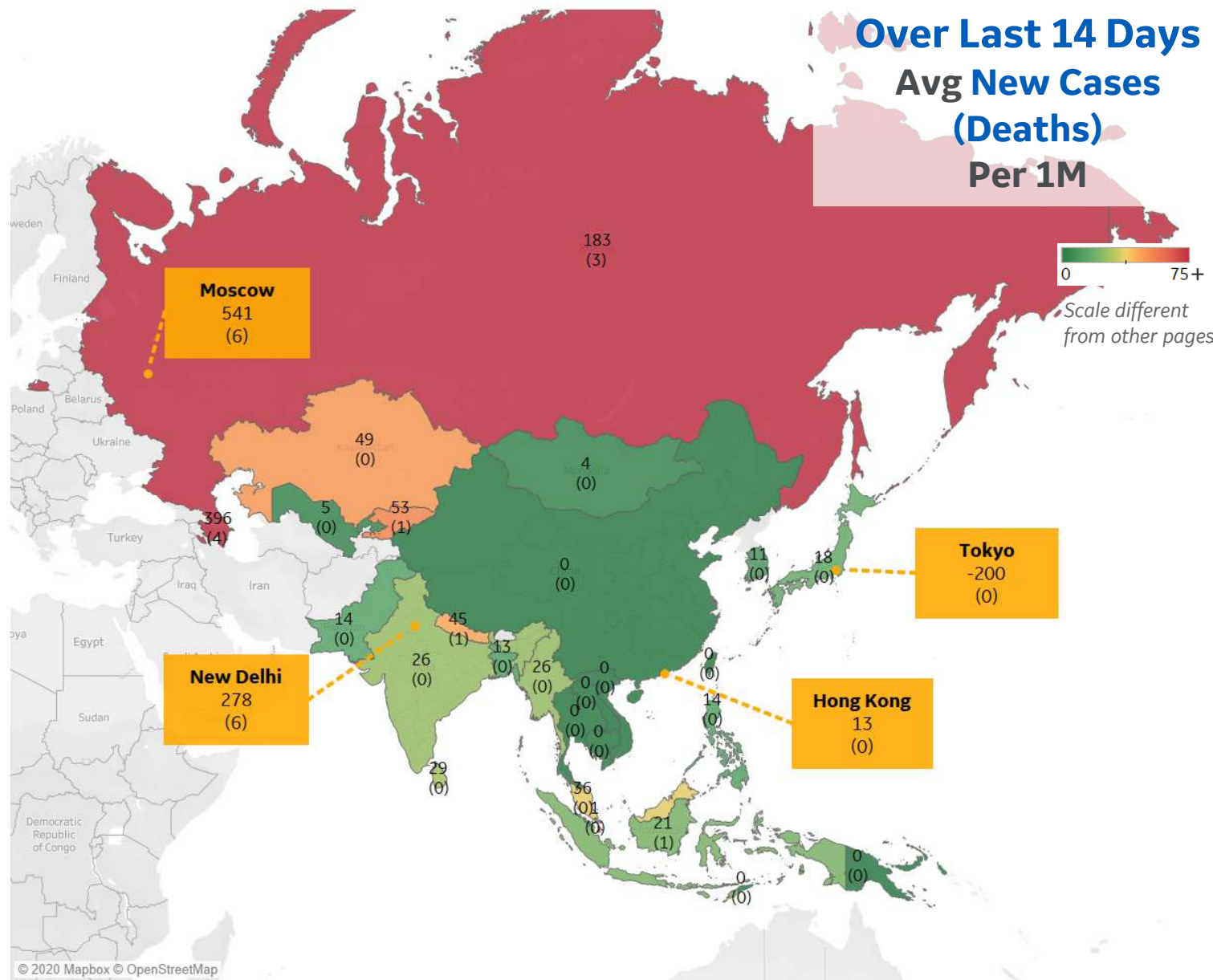
Per 1M in Region

	Today	Change
Active Cases	292	-0.3%
Confirmed	19 new	+0.5%
Deaths	0.3 new	+0.6%
Recovered	19 new	+0.6%

Most Daily New Cases / 1M

Azerbaijan	396
Russia	183
Kyrgyzstan	53
Kazakhstan	49
Nepal	45
Malaysia	36
Sri Lanka	29
India	26
Myanmar	26
Indonesia	21

* Excludes regions with population < 1M





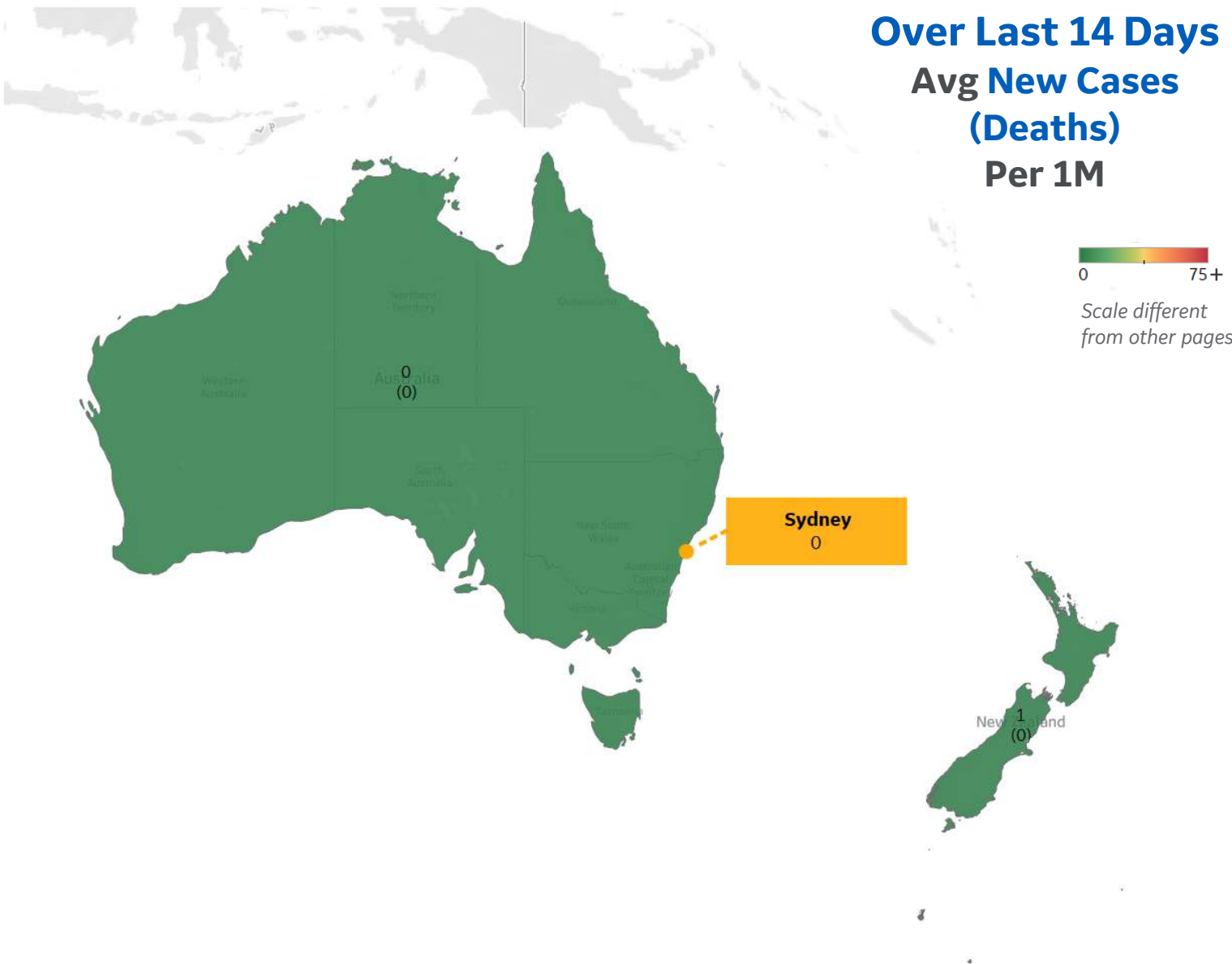
Per 1M in Region

	Today	Change
Active Cases	48	-0.4%
Confirmed	0 new	+0%
Deaths	0 new	+0%
Recovered	1 new	+0%

Most Daily New Cases / 1M

New Zealand	1
Australia	0

* Excludes regions with population < 1M





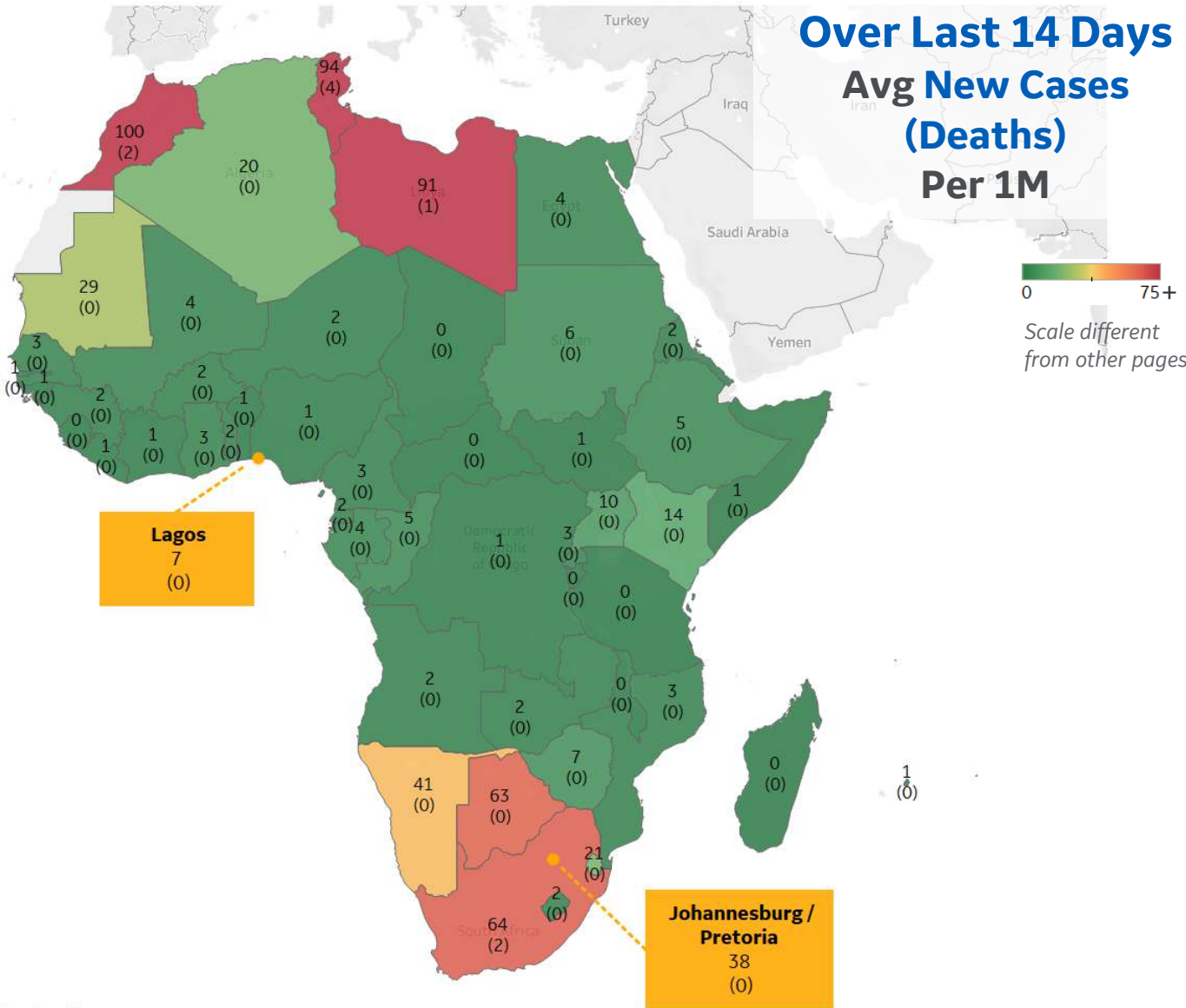
Per 1M in Region

	Today	Change
Active Cases	213	+3%
Confirmed	15 new	+0.9%
Deaths	0.3 new	+0.6%
Recovered	9 new	+0.6%

Most Daily New Cases / 1M

Morocco	100
Tunisia	94
Libya	91
South Africa	64
Botswana	63
Namibia	41
Mauritania	29
Eswatini	21
Algeria	20
Kenya	14

* Excludes regions with population < 1M





Sources



** Per 1M = Per 1 Million Population unless otherwise noted

Johns Hopkins Coronavirus Resource Center:

<https://coronavirus.jhu.edu/map.html>

Worldometer Coronavirus Reporting:

<https://www.worldometers.info/coronavirus/>

Public Health England:

<https://www.gov.uk/government/publications/covid-19-track-coronavirus-cases>

US Department of Homeland Security, Homeland Infrastructure Foundation-Level Data:

<https://hifld-geoplatform.opendata.arcgis.com/datasets/hospitals>

City of New York, NYC Health:

<https://www1.nyc.gov/site/doh/covid/covid-19-data.page>

Chicago Coronavirus Latest Data:

<https://www.chicago.gov/city/en/sites/covid-19/home/latest-data.html>

National Health Commission of the PRC:

<http://www.nhc.gov.cn/xcs/yqtb/202003/bf66696029ba420098164607240074f8.shtml>

Korean Centers for Disease Control and Prevention:

http://www.cdc.go.kr/cdc_eng/

CDC, Severe Outcomes Among Patients with Coronavirus Disease 2019 (COVID-19):

<https://www.cdc.gov/mmwr/volumes/69/wr/mm6912e2.htm>

Italian Department of Civil Protection, COVID Monitoring:

<http://opendatadpc.maps.arcgis.com/apps/opsdashboard/index.html#/b0c68bce2cce478eaac82fe38d4138b1>

The COVID Tracking Project:

<https://covidtracking.com/data/>

UK Office for National Statistics:

<https://www.ons.gov.uk/peoplepopulationandcommunity/birthsdeathsandmarriages/deaths/bulletins/deathsregisteredweeklyinenglandandwalesprovisional/weekending24april2020>

COVID-19 Information for Switzerland:

<https://www.corona-data.ch/>

The COVID Tracking Project:

<https://covidtracking.com/data/api>

European Centre for Disease Prevention and Control:

<https://www.ecdc.europa.eu/en/publications-data/download-data-hospital-and-icu-admission-rates-and-current-occupancy-covid-19>

Worldwide Survival Rate, last 30d calculation =

$$\frac{[(Total\ Confirmed - Total\ Confirmed\ 30d\ ago) - (Total\ Deaths - Total\ Deaths\ 30d\ ago)]}{(Total\ Confirmed - Total\ Confirmed\ 30d\ ago)}$$

Provincial Health Services Authority of Canada. BC Center for Disease Control:

<http://www.bccdc.ca/about/news-stories/stories/2020/information-on-novel-coronavirus>

Secretary of Health, Mexico:

<https://www.gob.mx/salud/en>

OECD Economic Outlooks, Statistics:

https://www.oecd-ilibrary.org/economics/data/oecd-economic-outlook-statistics-and-projections_eo-data-en

Public Health Authority of Sweden:

<https://www.folkhalsomyndigheten.se/smittskydd-beredskap/utbrott/aktuella-utbrott/covid-19/bekraftade-fall-i-sverige>

National Public Health Agency of France:

<https://www.santepubliquefrance.fr/regions/ile-de-france/documents/bulletin-regional/2020/covid-19-point-epidemiologique-en-ile-de-france-du-23-avril-2020>

Florida Department of Health, COVID-19 Response:

<https://floridahealthcovid19.gov>

CDC:

<https://www.cdc.gov/covid-data-tracker/index.html#demographics>

CDC Provisional COVID19 Deaths Counts

<https://data.cdc.gov/NCHS/Provisional-COVID-19-Death-Counts-by-Sex-Age-and-S/9bhg-hcku>

Canada Regional Data:

<https://health-infobase.canada.ca/covid-19/epidemiological-summary-covid-19-cases.html#fn1>

Canada Regional Populations (Q4 2019):

<https://www150.statcan.gc.ca/t1/tbl1/en/tv.action?pid=1710000901>

The Economist: COVID-19 Excess Deaths Tracker:

<https://github.com/TheEconomist/covid-19-excess-deaths-tracker>

OECD: Quarterly National Accounts, Quarterly GDP

<https://stats.oecd.org/Index.aspx?DataSetCode=QNA>