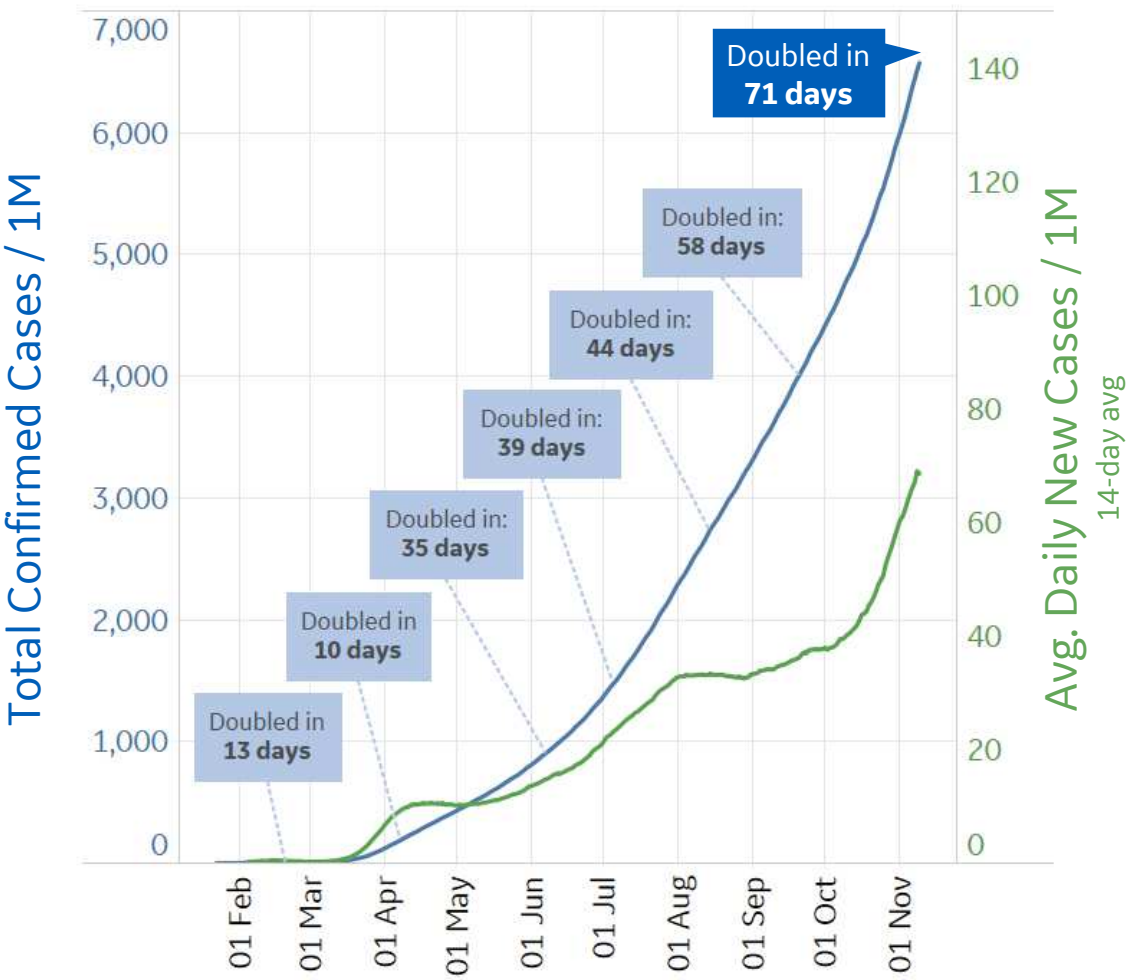




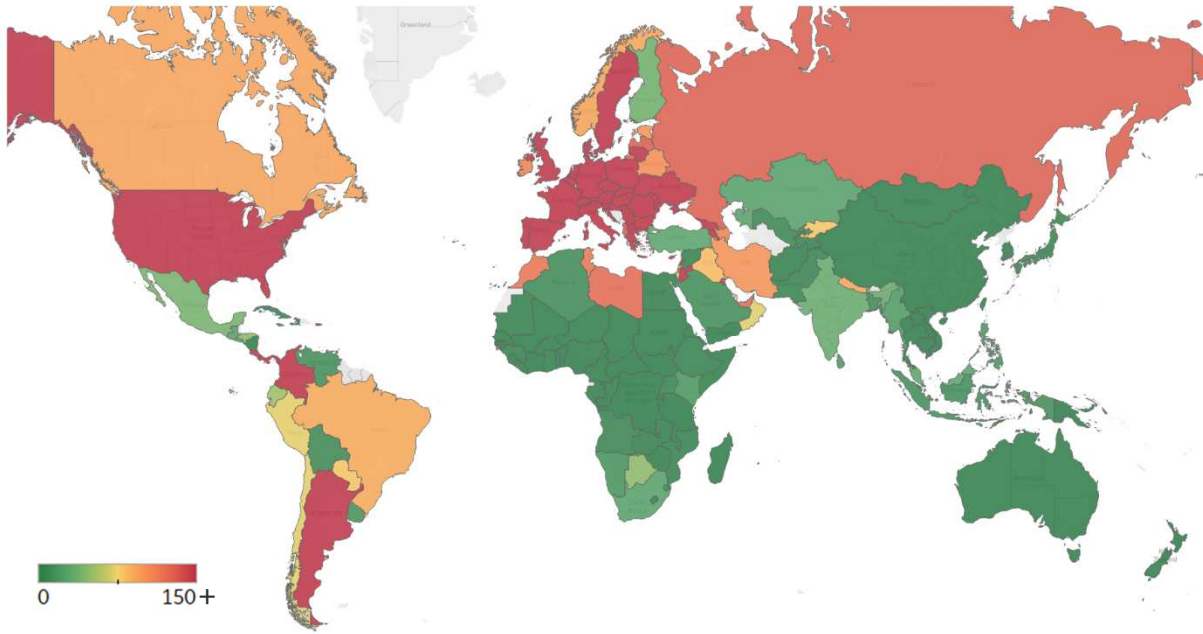
Global Confirmed & Active Cases

Trend since 22 Jan



Avg. Daily New Cases / 1M

Over the last 14 days



Per 1M:	New Today	Change from 30 days ago
Active	29	+60%
Confirmed	63	+37%
Deaths	1	+18%
Recovered	33	+29%
	To Date	Last 30 Days
Worldwide Survival Rate	97.5%	98.6%

Worldwide Survival Rate = (Confirmed - Deaths) / (Confirmed) in a given time period



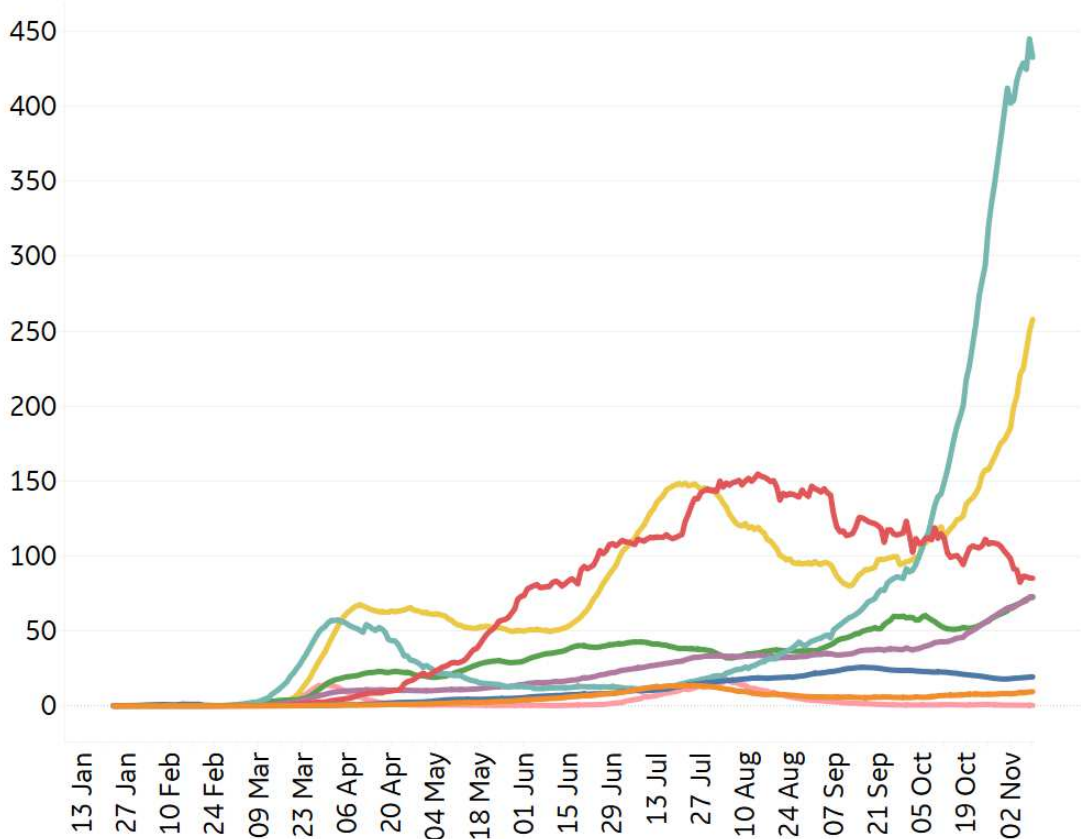
New Confirmed Cases & New Deaths



Key **World** **North America** **Europe** **Middle East** **Cent & South America** **Asia** **Africa** **Oceania**

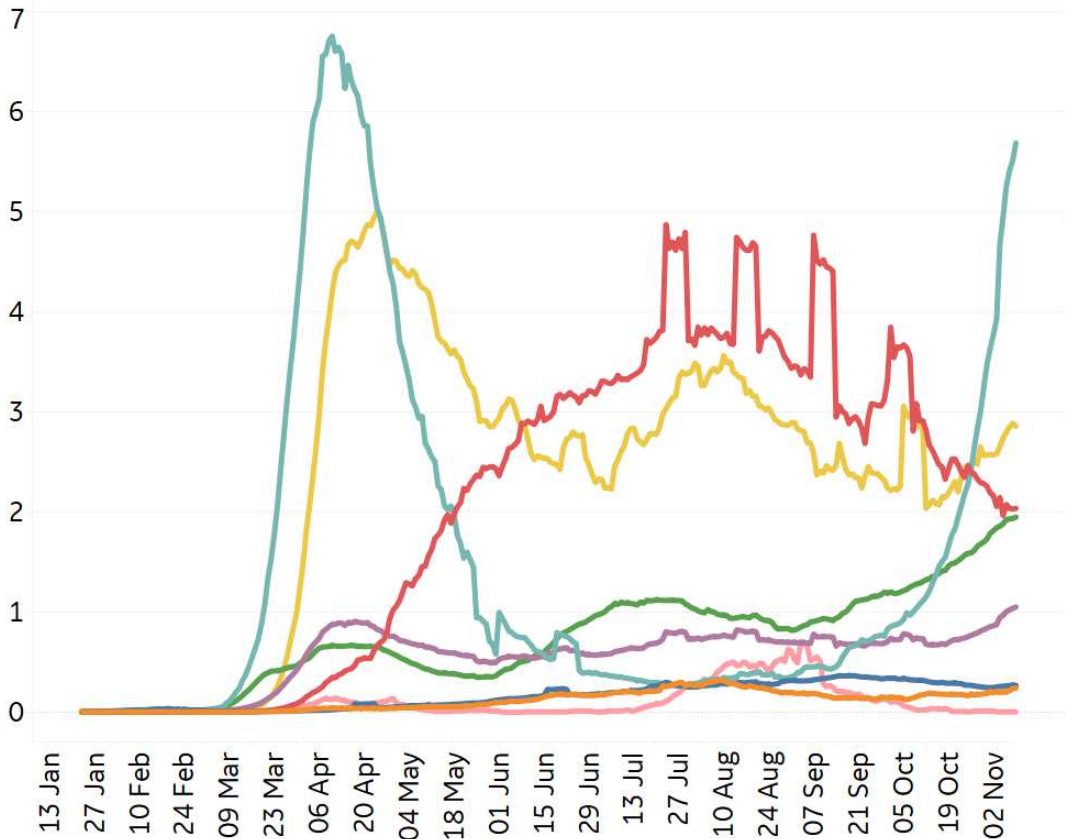
New Confirmed Cases / 1M

7-day rolling average



New Deaths / 1M

7-day rolling average





Top 50 Countries: Per 1M



1 - 25

	Average over last 7 days		Total Since 22 Jan			Change from 14d Ago in 14 day avg of daily new	
	New Confirmed	New Deaths	Total Confirmed	Total Recovered	Total Deaths	Confirmed	Deaths
Belgium	688	17	43,417	2,571	1,140	1%	237%
Peru	86	2	27,973	25,665	1,058	-10%	-8%
Spain	429	9	29,542	3,216	842	35%	126%
Brazil	81	2	26,699	24,291	765	-13%	-22%
Chile	73	2	27,353	26,098	763	-7%	-7%
Bolivia	8	1	12,213	9,842	754	-29%	-57%
Argentina	213	7	27,668	23,754	750	-25%	-10%
UK	336	5	17,923	44	727	15%	100%
US	360	3	30,547	11,870	720	57%	16%
Italy	541	6	15,884	5,711	691	128%	235%
Panama	179	3	32,523	27,513	651	18%	25%
Colombia	157	4	22,583	20,577	648	17%	11%
France	752	8	28,439	2,072	629	49%	155%
Sweden	313	0	14,502	N/A**	596	195%	25%
North Macedo..	499	9	19,332	11,630	555	115%	62%
Armenia	676	9	36,266	21,905	533	30%	126%
Bos. and Herz.	486	13	19,330	9,517	483	103%	185%
Moldova	209	3	20,495	15,778	474	18%	-5%
Netherlands	391	5	24,599	359	473	-6%	104%
Czechia	884	18	38,956	22,785	470	1%	103%
EU	473	6	18,533	5,072	442	60%	146%
Romania	418	6	15,958	10,749	416	71%	53%
Kosovo	357	6	13,435	8,793	416	304%	600%
Ireland	84	1	13,297	4,732	395	-48%	9%
Switzerland	876	8	26,486	10,087	335	91%	5173%

26 - 50

	Average over last 7 days		Total Since 22 Jan			Change from 14d Ago in 14 day avg of daily new	
	New Confirmed	New Deaths	Total Confirmed	Total Recovered	Total Deaths	Confirmed	Deaths
South Africa	26	1	12,452	11,478	335	-7%	-27%
Israel	75	2	36,992	35,749	309	-45%	-48%
Costa Rica	178	2	23,083	14,183	293	-14%	-12%
Portugal	512	5	17,988	10,011	290	87%	147%
Iraq	82	1	12,474	10,746	283	-7%	-7%
Slovenia	647	13	21,946	11,320	278	41%	299%
Hungary	473	9	11,881	2,708	258	134%	103%
Oman	66	2	23,206	21,339	257	-24%	-17%
Bulgaria	462	9	11,366	3,639	255	157%	187%
Poland	652	8	15,012	5,796	213	127%	147%
Russia	136	2	12,211	9,090	209	21%	27%
Dom. Rep.	40	0	12,039	9,991	209	-4%	-9%
Croatia	561	8	16,753	12,911	203	90%	204%
Bahrain	126	1	49,150	47,735	193	-32%	-64%
Kuwait	173	1	31,021	28,875	191	-3%	-21%
Austria	709	5	17,626	10,507	161	180%	237%
Jordan	465	5	11,270	885	127	107%	61%
Georgia	648	6	15,211	11,291	125	68%	133%
West Bank an..	127	1	12,877	11,135	114	26%	0%
Lebanon	244	2	13,971	7,579	107	32%	35%
Belarus	104	0	11,351	9,668	107	40%	-17%
Qatar	75	0	46,661	45,640	81	-7%	-80%
Slovakia	373	4	13,934	3,619	67	25%	93%
UAE	118	0	14,488	14,050	52	-10%	3%
Total World	72	1	6,572	4,297	163	30%	31%

*Change from 14d ago:
Compares 14d-avgs. of Daily New Cases/Deaths today with 14d-avgs. from 14d ago

In the past 14 days, confirmed deaths in **Argentina** increased 16% (+4606 cases per 1M)

Sorted by Total Deaths / 1M
Top 50 countries selected by Cases / 1M
Excluded countries with population < 1M

N/A** due to inconsistent reporting of Recovered Cases



Top 50 Countries: Raw Volume

Updated 10 Nov 2020, 3:30 GMT

4

1 - 25	Average over last 7 days		Total Since 22 Jan			Change from 14d Ago in 14 day avg of daily new	
	New Confirmed	New Deaths	Total Confirmed	Total Recovered	Total Deaths	Confirmed	Deaths
US	119,238	951	10,111,077	3,928,845	238,256	57%	16%
EU	210,707	2,726	8,251,777	2,258,414	197,006	60%	146%
Brazil	17,261	339	5,675,032	5,163,226	162,628	-13%	-22%
India	46,301	566	8,591,730	7,959,406	127,059	-16%	-22%
Mexico	4,953	418	967,825	824,355	95,027	-2%	12%
UK	22,818	341	1,216,747	2,998	49,329	15%	100%
Italy	32,684	384	960,373	345,289	41,750	128%	235%
France	49,107	509	1,856,292	135,216	41,049	49%	155%
Spain	20,074	441	1,381,218	150,376	39,345	35%	126%
Iran	9,167	430	692,949	525,641	38,749	67%	40%
Peru	2,833	58	922,333	846,215	34,879	-10%	-8%
Argentina	9,624	326	1,250,499	1,073,577	33,907	-25%	-10%
Colombia	7,973	189	1,149,064	1,047,017	32,974	17%	11%
Russia	19,905	326	1,781,997	1,326,568	30,546	21%	27%
South Africa	1,561	54	738,525	680,726	19,845	-7%	-27%
Indonesia	3,595	92	440,569	372,266	14,689	-15%	-13%
Chile	1,391	41	522,879	498,904	14,588	-7%	-7%
Belgium	7,975	194	503,182	29,796	13,216	1%	237%
Ecuador	815	21	175,269	154,956	12,839	-12%	-25%
Germany	17,078	106	689,146	443,621	11,408	103%	192%
Iraq	3,290	52	501,733	432,233	11,380	-7%	-7%
Turkey	2,437	81	396,831	340,286	10,972	22%	12%
Canada	4,122	51	272,034	221,758	10,620	30%	72%
Ukraine	9,798	175	483,153	217,716	8,812	43%	45%
Bolivia	99	9	142,561	114,881	8,802	-29%	-57%

26 - 50	Average over last 7 days		Total Since 22 Jan			Change from 14d Ago in 14 day avg of daily new	
	New Confirmed	New Deaths	Total Confirmed	Total Recovered	Total Deaths	Confirmed	Deaths
Netherlands	6,691	84	421,503	6,157	8,112	-6%	104%
Poland	24,665	310	568,138	219,371	8,045	127%	147%
Romania	8,041	122	306,991	206,793	8,009	71%	53%
Philippines	1,864	54	398,449	361,784	7,647	-7%	-14%
Pakistan	1,459	22	346,476	319,431	7,000	80%	62%
Bangladesh	1,562	18	421,921	339,768	6,092	6%	4%
Sweden	3,158	5	146,461	N/A**	6,022	195%	25%
Saudi Arabia	421	17	350,984	337,788	5,559	2%	0%
Czechia	9,469	196	417,181	244,005	5,028	1%	103%
Morocco	4,983	76	259,951	212,905	4,356	31%	33%
Portugal	5,225	53	183,420	102,083	2,959	87%	147%
Switzerland	7,578	71	229,222	87,300	2,902	91%	5173%
Panama	774	13	140,331	118,711	2,808	18%	25%
Israel	650	14	320,184	309,424	2,678	-45%	-48%
Dom. Rep.	430	2	130,603	108,383	2,267	-4%	-9%
Kazakhstan	575	0	117,336	108,169	1,857	273%	22%
Costa Rica	904	12	117,587	72,249	1,491	-14%	-12%
Austria	6,390	42	158,746	94,627	1,454	180%	237%
Oman	336	8	118,503	108,968	1,310	-24%	-17%
Jordan	4,749	55	114,986	9,033	1,295	107%	61%
Nepal	2,932	20	197,024	159,724	1,126	-23%	22%
Kuwait	741	4	132,478	123,314	816	-3%	-21%
UAE	1,164	3	143,289	138,959	515	-10%	3%
Qatar	217	0	134,433	131,490	232	-7%	-80%
Total World	559,642	8,116	50,913,976	33,289,404	1,263,094	30%	31%

*Change from 14d ago:
Compares 14d-avgs. of Daily New Cases/Deaths today with 14d-avgs. from 14d ago

In the past 7 days, **Germany** saw a 21% increase in cases and 7% increase in deaths (+119,548 cases and +739 deaths)

Sorted by Raw Total Deaths
Top 50 countries selected by Total Cases
Excluded countries with population < 1M

N/A** due to inconsistent reporting of Recovered Cases



United States: Per 1M



1 - 25

	Average over last 7 days		Total Since 22 Jan			Change from 14d Ago* in 14 day avg of daily new	
	New Confirmed	New Deaths	Total Confirmed	Total Recovered	Total Deaths	Confirmed	Deaths
New Jersey	252	1	28,895	4,314	1,851	73%	26%
New York	153	0	27,356	4,152	1,733	66%	35%
Massachusetts	252	3	25,060	19,100	1,475	73%	7%
Connecticut	303	3	22,840	2,749	1,318	98%	91%
Louisiana	146	4	40,516	37,044	1,301	4%	5%
Rhode Island	524	3	35,879	2,792	1,164	48%	-9%
Mississippi	304	5	42,741	37,441	1,157	9%	11%
DC	131	2	25,628	19,722	928	61%	160%
Arizona	227	4	35,679	5,971	847	61%	149%
North Dakota	1,770	19	72,774	57,671	845	64%	58%
Illinois	776	5	39,344	N/A	834	95%	40%
Michigan	486	4	23,862	12,915	802	107%	39%
Florida	238	2	39,474	N/A	800	43%	-30%
S. Carolina	207	3	36,201	18,822	785	11%	-17%
Georgia	598	3	38,365	N/A	774	183%	-1%
Delaware	234	1	27,633	14,539	738	46%	17%
Pennsylvania	251	2	18,726	13,360	704	64%	12%
Arkansas	434	6	40,695	35,854	699	21%	11%
Maryland	198	2	25,700	1,372	698	62%	27%
Indiana	622	6	31,863	19,993	693	78%	50%
Texas	275	3	34,420	28,285	663	29%	27%
Alabama	290	3	41,780	17,228	629	2%	8%
South Dakota	1,366	16	63,653	44,659	607	53%	86%
Nevada	411	3	36,031	828	601	51%	27%
Iowa	1,240	5	50,684	32,062	593	155%	22%

26 - 51

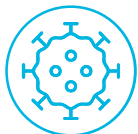
	Average over last 7 days		Total Since 22 Jan			Change from 14d Ago* in 14 day avg of daily new	
	New Confirmed	New Deaths	Total Confirmed	Total Recovered	Total Deaths	Confirmed	Deaths
New Mexico	558	6	26,845	11,067	539	49%	152%
Tennessee	485	5	42,138	36,976	529	18%	15%
Missouri	580	3	35,217	N/A	516	56%	-11%
Minnesota	790	5	32,766	26,556	484	125%	55%
Ohio	404	2	21,813	15,934	473	82%	45%
California	148	1	24,835	N/A	456	35%	-21%
N. Carolina	229	3	28,114	24,954	440	14%	12%
Virginia	168	1	22,667	2,533	435	33%	-40%
Montana	775	9	37,476	22,292	428	23%	69%
Colorado	555	3	23,362	1,505	418	104%	65%
Wisconsin	1,017	7	49,186	36,122	400	52%	72%
Idaho	670	5	41,536	18,299	391	25%	69%
Kansas	711	4	36,121	976	385	133%	-16%
Nebraska	955	4	44,226	25,170	367	81%	32%
Oklahoma	479	3	34,990	29,538	365	22%	31%
New Hampshire	145	1	9,339	7,467	360	94%	-26%
Kentucky	412	3	27,434	5,135	353	46%	7%
Washington	173	2	15,571	N/A	323	44%	6%
West Virginia	318	6	16,307	11,886	299	78%	187%
Utah	765	2	42,068	29,610	206	50%	67%
Wyoming	949	4	31,118	18,486	197	78%	61%
Oregon	175	1	12,129	1,392	174	75%	41%
Hawaii	79	0	11,308	8,446	156	9%	-79%
Alaska	633	0	27,749	9,789	115	100%	100%
Maine	116	1	5,868	4,490	114	228%	133%
Vermont	45	0	3,870	3,095	95	60%	N/A

*Change from 14d ago:
Compares 14d-avgs. of Daily New Cases/Deaths
today with 14d-avgs. from 14d ago

In the past 7 days, confirmed cases in **New Mexico** increased 17% (+8185 cases per 1M)

Sorted by Total Deaths / 1M

N/As due to states revising and updating case counts



United States: Raw Volume



1 - 25

	Average over last 7 days		Total Since 22 Jan			Change from 14d Ago* in 14 day avg of daily new	
	New Confirmed	New Deaths	Total Confirmed	Total Recovered	Total Deaths	Confirmed	Deaths
New York	2,973	8	532,180	80,764	33,705	66%	35%
Texas	7,961	98	998,027	820,156	19,223	29%	27%
California	5,841	47	981,297	N/A	18,021	35%	-21%
Florida	5,108	49	847,821	N/A	17,179	43%	-30%
New Jersey	2,237	12	256,653	38,322	16,440	73%	26%
Illinois	9,830	67	498,560	N/A	10,563	95%	40%
Massachusetts	1,740	20	172,727	131,646	10,163	73%	7%
Pennsylvania	3,212	28	239,724	171,036	9,008	64%	12%
Georgia	6,345	32	407,333	N/A	8,223	183%	-1%
Michigan	4,855	42	238,308	128,981	8,008	107%	39%
Arizona	1,651	26	259,699	43,460	6,164	61%	149%
Louisiana	677	16	188,352	172,210	6,048	4%	5%
Ohio	4,724	26	254,974	186,254	5,524	82%	45%
Connecticut	1,082	10	81,432	9,800	4,698	98%	91%
Indiana	4,189	39	214,509	134,598	4,664	78%	50%
N. Carolina	2,405	32	294,860	261,719	4,615	14%	12%
Maryland	1,197	9	155,371	8,297	4,221	62%	27%
S. Carolina	1,068	14	186,391	96,909	4,041	11%	-17%
Virginia	1,437	8	193,477	21,618	3,713	33%	-40%
Tennessee	3,312	33	287,770	252,515	3,610	18%	15%
Mississippi	906	14	127,205	111,430	3,443	9%	11%
Missouri	3,560	17	216,144	N/A	3,165	56%	-11%
Alabama	1,424	16	204,857	84,471	3,084	2%	8%
Minnesota	4,453	27	184,788	149,766	2,729	125%	55%
Washington	1,317	12	118,570	N/A	2,460	44%	6%

26 - 51

	Average over last 7 days		Total Since 22 Jan			Change from 14d Ago* in 14 day avg of daily new	
	New Confirmed	New Deaths	Total Confirmed	Total Recovered	Total Deaths	Confirmed	Deaths
Colorado	3,199	17	134,537	8,667	2,408	104%	65%
Wisconsin	5,922	40	286,380	210,318	2,329	52%	72%
Arkansas	1,310	18	122,811	108,201	2,108	21%	11%
Iowa	3,913	17	159,910	101,158	1,872	155%	22%
Nevada	1,267	10	110,982	2,550	1,852	51%	27%
Kentucky	1,842	12	122,567	22,942	1,576	46%	7%
Oklahoma	1,894	13	138,455	116,882	1,444	22%	31%
Rhode Island	556	3	38,009	2,958	1,233	48%	-9%
New Mexico	1,169	13	56,289	23,205	1,130	49%	152%
Kansas	2,071	11	105,232	2,842	1,122	133%	-16%
Oregon	740	6	51,155	5,870	734	75%	41%
Delaware	228	1	26,908	14,158	719	46%	17%
Nebraska	1,847	8	85,551	48,689	710	81%	32%
Idaho	1,197	9	74,227	32,702	698	25%	69%
Utah	2,452	7	134,868	94,929	661	50%	67%
DC	93	1	18,087	13,919	655	61%	160%
North Dakota	1,349	15	55,458	43,949	644	64%	58%
South Dakota	1,209	14	56,311	39,508	537	53%	86%
West Virginia	570	11	29,225	21,301	535	78%	187%
New Hampshire	197	1	12,699	10,153	489	94%	-26%
Montana	829	10	40,053	23,825	457	23%	69%
Hawaii	111	0	16,010	11,958	221	9%	-79%
Maine	156	1	7,888	6,036	153	228%	133%
Wyoming	549	2	18,010	10,699	114	78%	61%
Alaska	463	0	20,300	7,161	84	100%	100%
Vermont	28	0	2,415	1,931	59	60%	N/A

*Change from 14d ago:
Compares 14d-avgs. of Daily New Cases/Deaths
today with 14d-avgs. from 14d ago

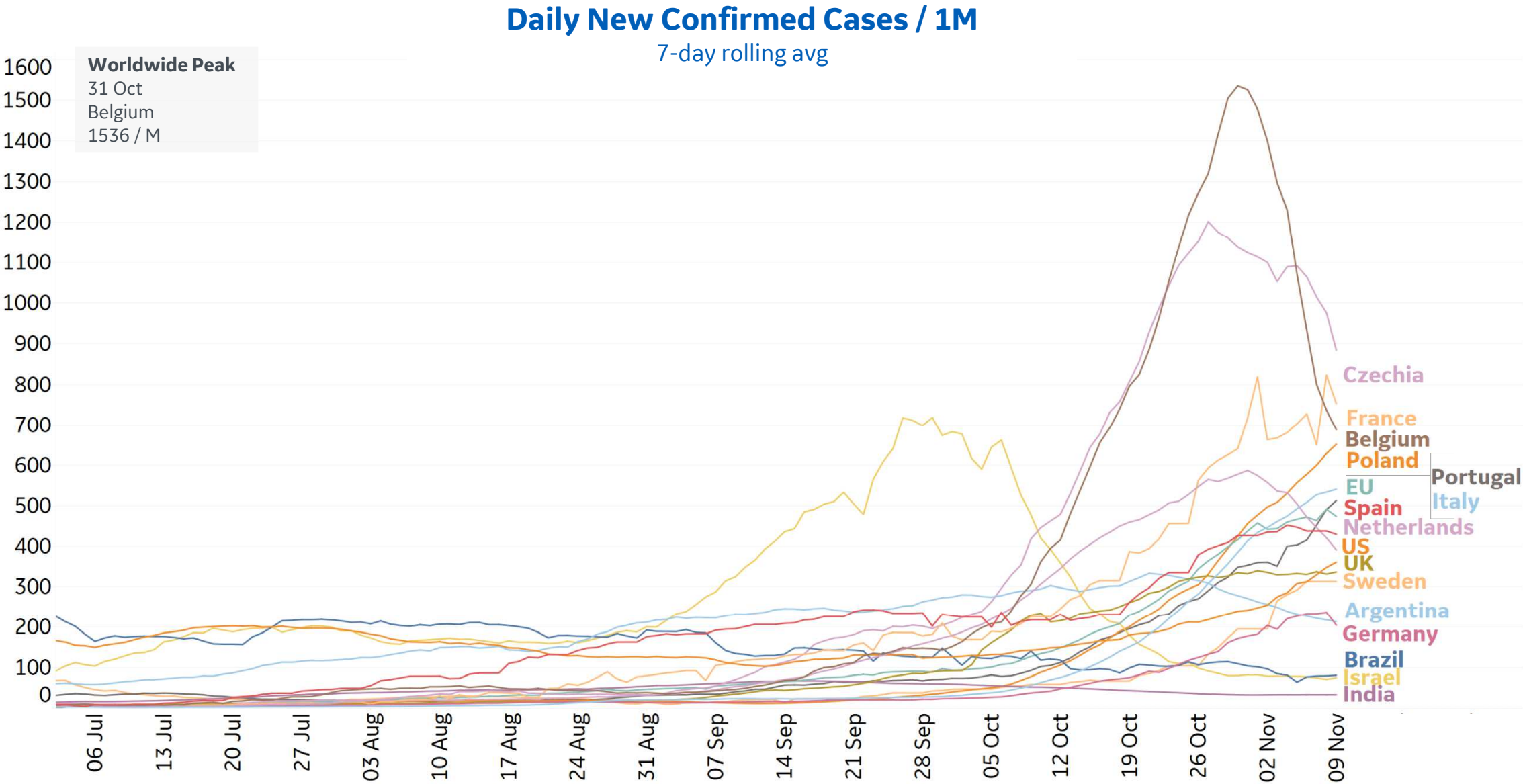
In the past 7 days, **South Dakota** saw a 23% increase in deaths (+99 deaths)

Sorted by Raw Total Deaths

N/As due to states revising and updating case counts



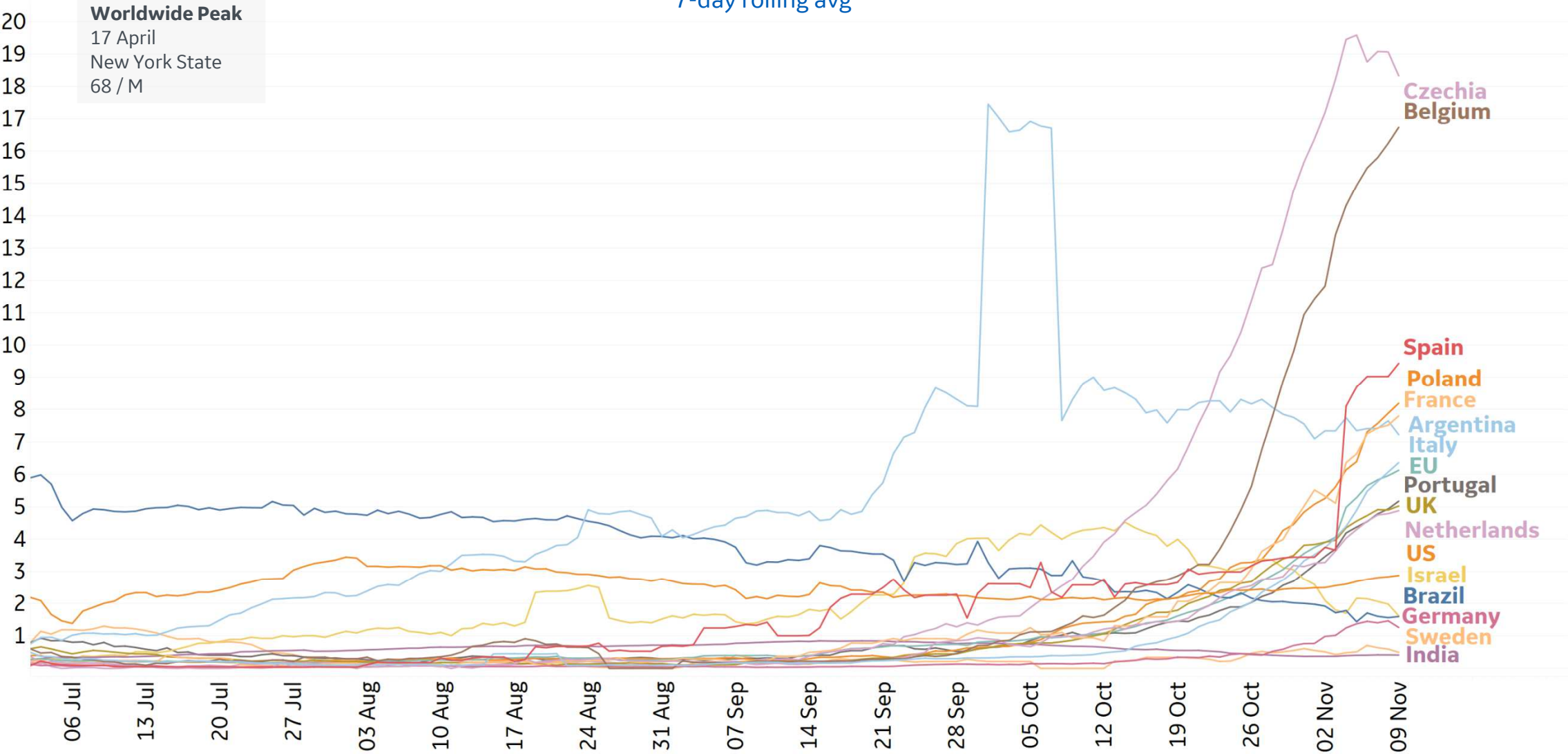
New Confirmed Cases in Select Countries





New Deaths in Select Countries

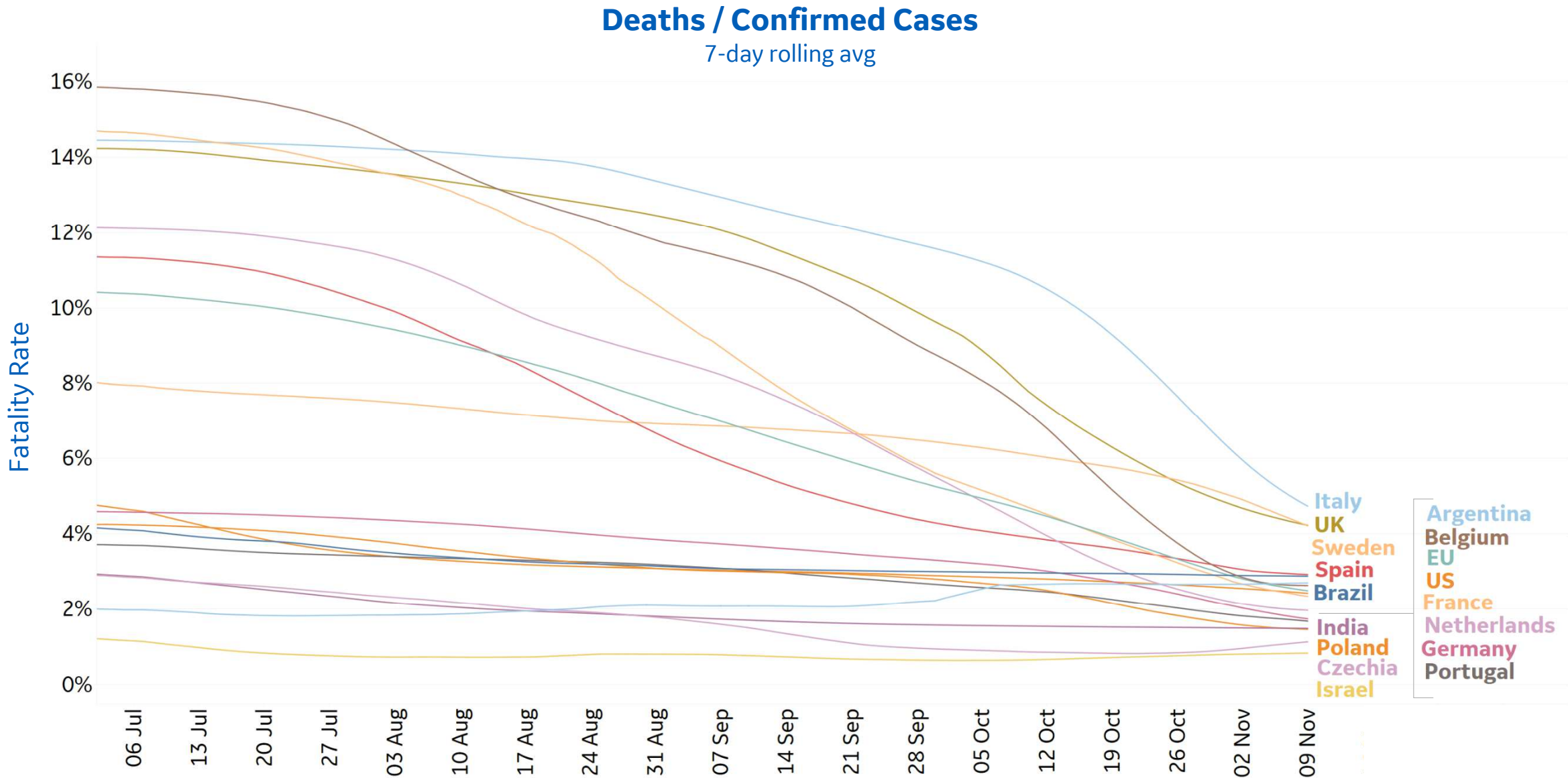
Daily New Deaths / 1M
7-day rolling avg



*Large jump in Argentina's daily new deaths due to batched reporting of previously unreported fatalities on 1 Oct



Fatality Rate in Select Countries

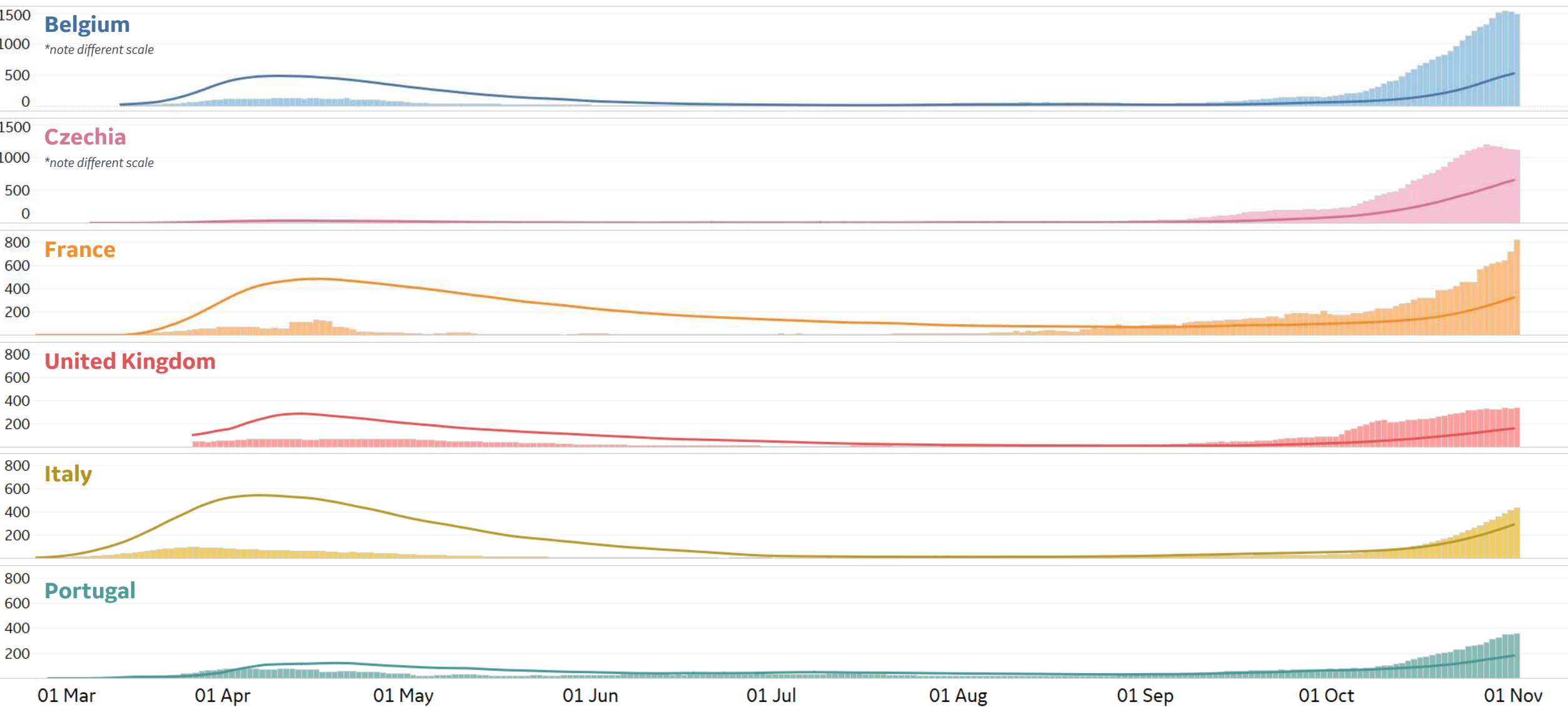




Feature: Hospital Occupancy, select countries

Updated 10 Nov 2020, 3:30 GMT

Daily New Cases per 1M (bars) and Daily COVID Hospital Occupancy per 1M (lines)
7-day avgs.





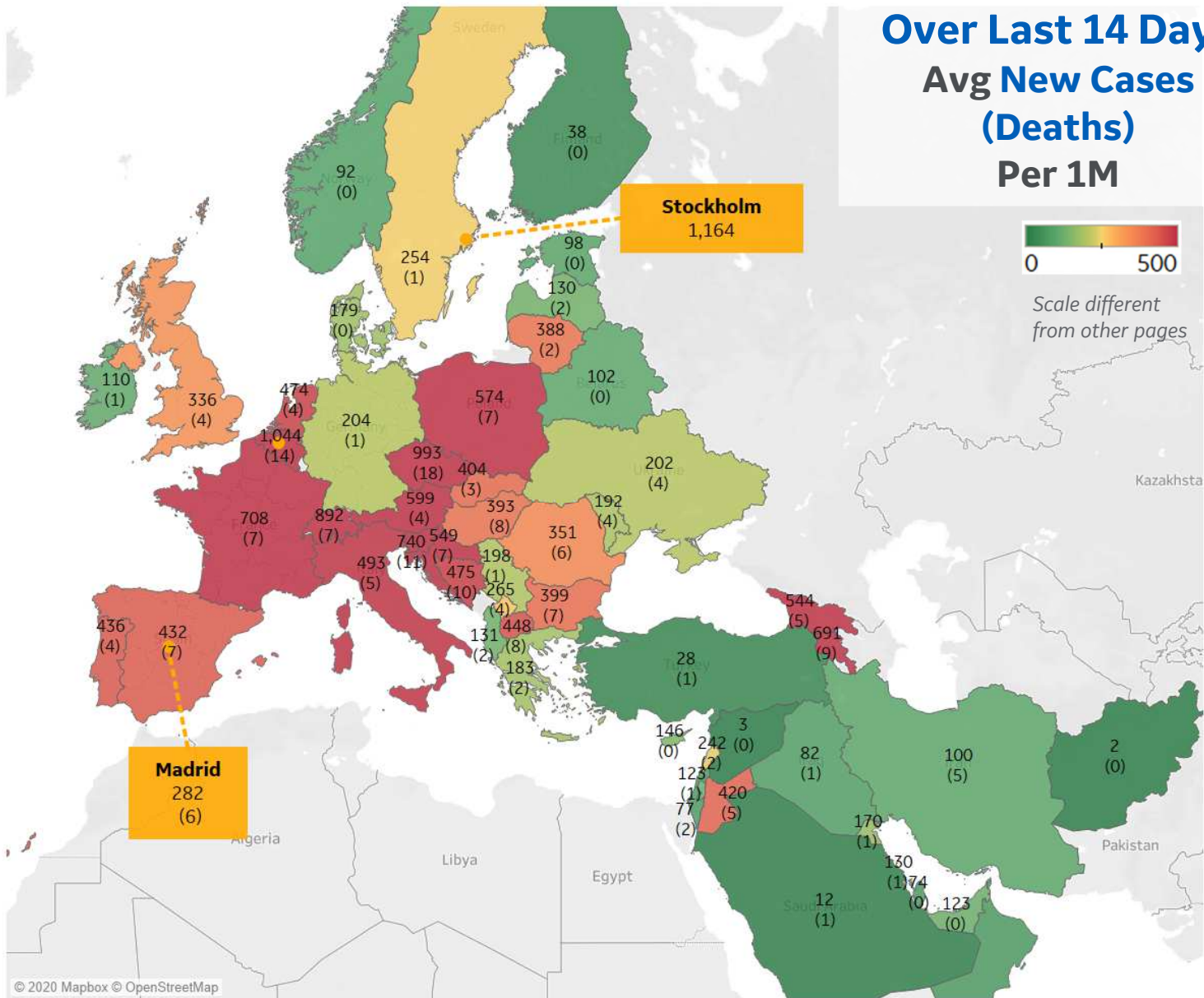
Per 1M in Region

	Today	Change
Active Cases	8,322	+2%
Confirmed	263 new	+2%
Deaths	4 new	+1%
Recovered	93 new	+2%

Most Daily New Cases / 1M

Belgium	1,044
Czechia	993
Switzerland	892
Slovenia	740
France	708
Armenia	691
Austria	599
Poland	574
Croatia	549
Georgia	544

* Excludes regions with population < 1M





Per 1M in Region

	Today	Change
Active Cases	376	-4%
Confirmed	46 new	+0.6%
Deaths	2 new	+0.2%
Recovered	60 new	+0.9%

Most Daily New Cases / 1M

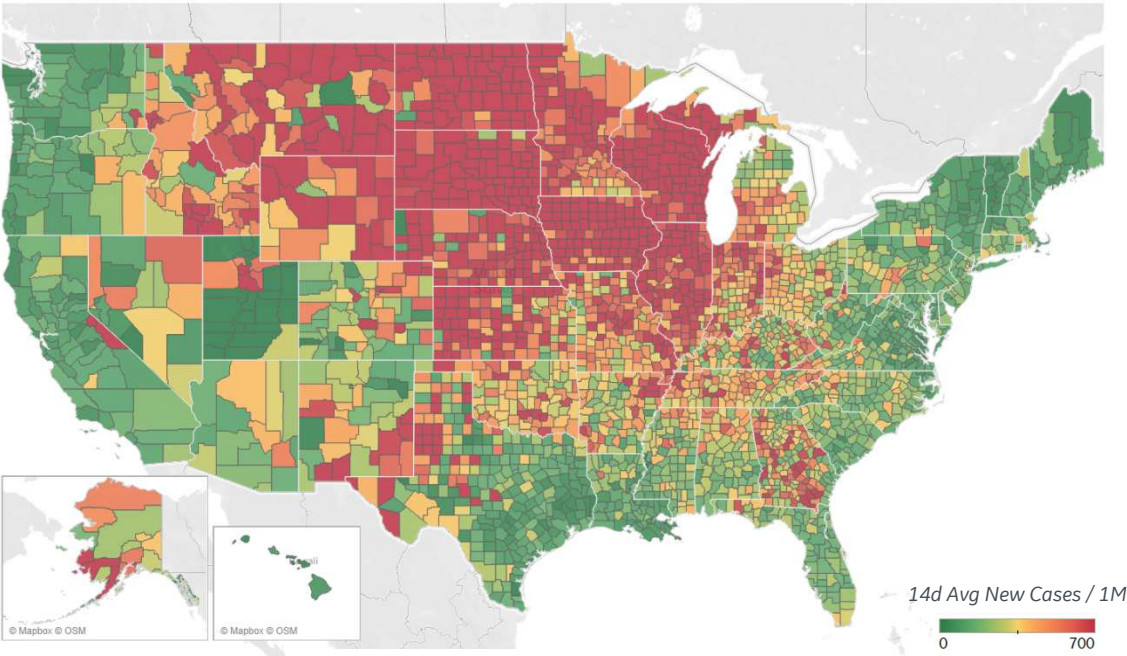
Durango	153
Distrito Federal	138
Chihuahua	101
Querétaro	97
Zacatecas	97
Coahuila	90
Baja California Sur	81
Aguascalientes	80
Nuevo León	79
San Luis Potosí	66





US Counties: Recent Cases and Deaths

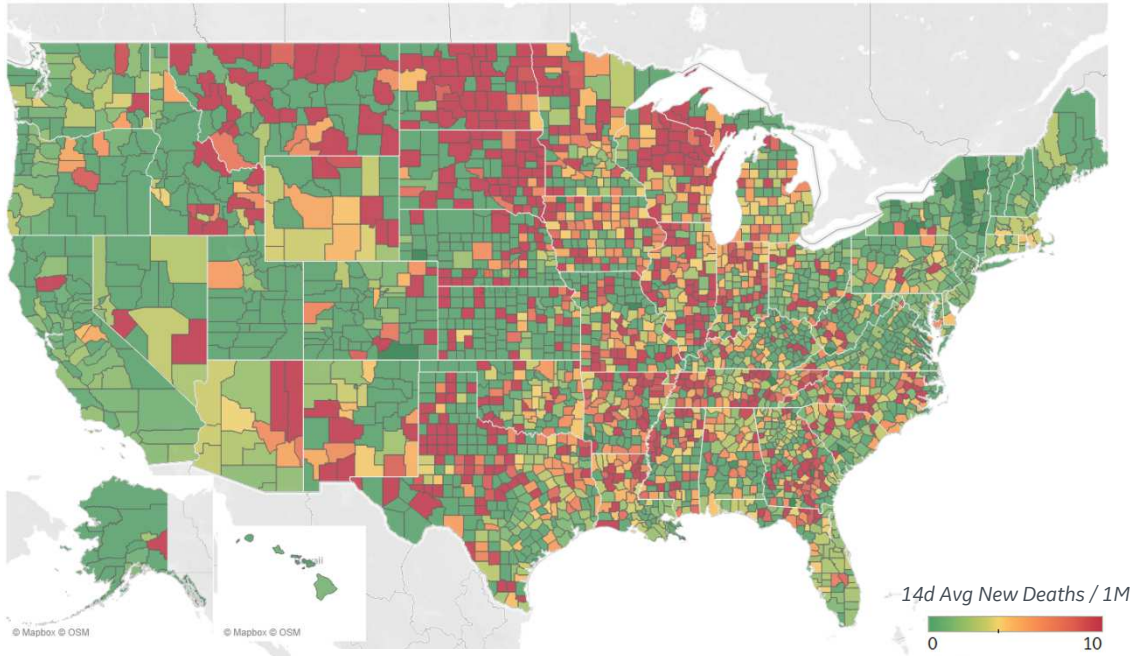
Average New Cases per 1M Over Last 14 Days



Top 10 by New Confirmed Avg New Confirmed Cases / 1M

El Paso County, TX	1,981
Lubbock County, TX	1,186
Brown County, WI	947
Winnebago County, IL	895
Milwaukee County, WI	869
Anoka County, MN	783
Polk County, IA	770
Waukesha County, WI	765
Kane County, IL	762
Utah County, UT	746

Average New Deaths per 1M Over Last 14 Days



Top 10 by New Deaths Avg New Deaths/ 1M

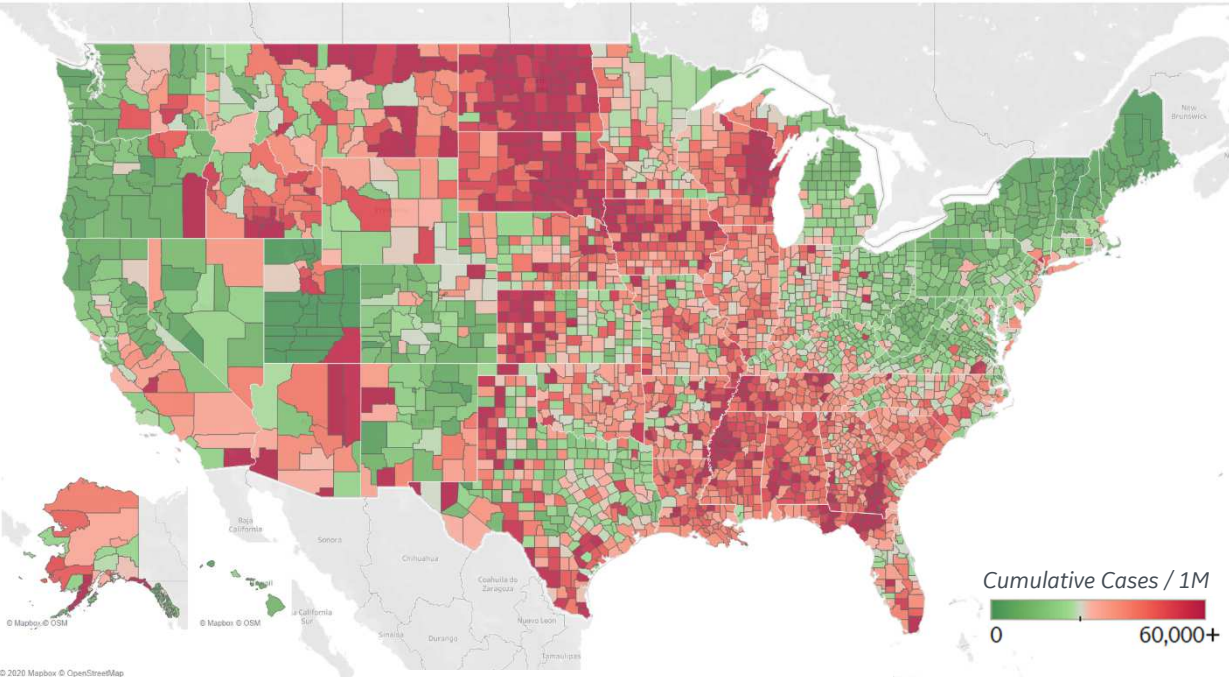
Lubbock County, TX	17
El Paso County, TX	10
Winnebago County, IL	9
Greene County, MO	8
Kalamazoo County, MI	7
Westmoreland County, PA	7
McLennan County, TX	6
Waukesha County, WI	6
Ramsey County, MN	6
Brown County, WI	6

Note: Lists includes counties
≥ 250K population



US Counties: Cumulative Cases and Deaths

Confirmed **Cases** per 1M to date

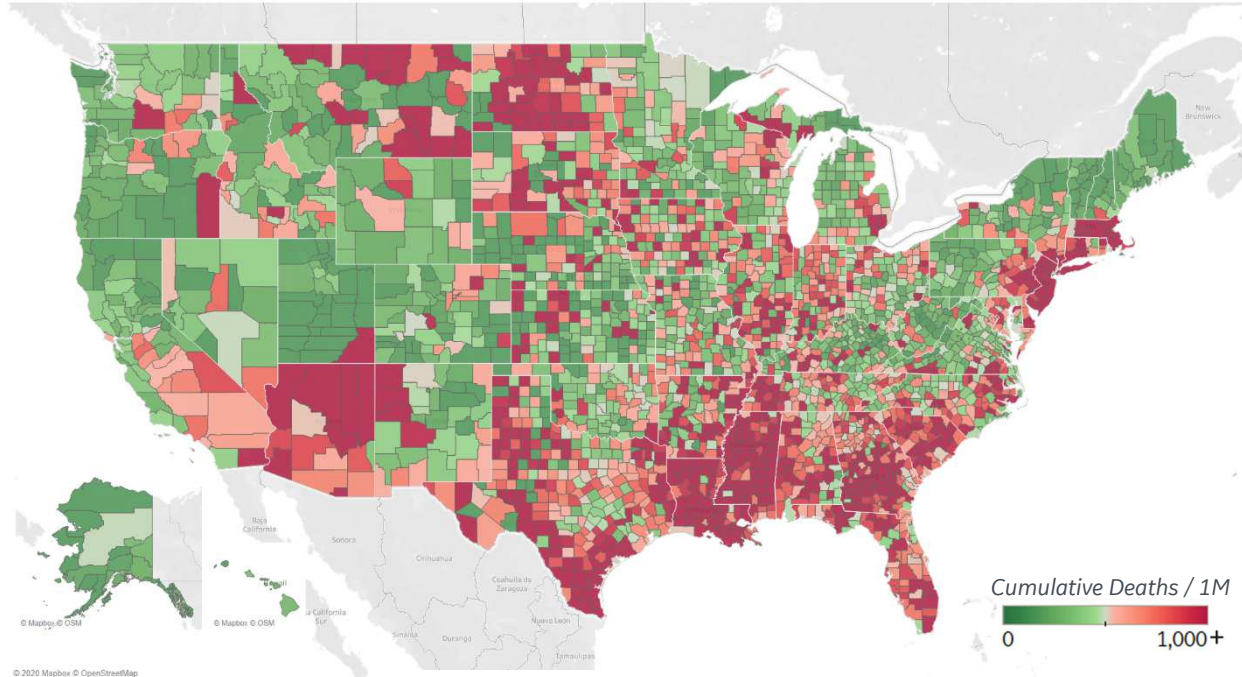


Top 10 Counties

Total Confirmed Cases / 1M

El Paso County, TX	76,448
Lubbock County, TX	72,879
Miami-Dade County, FL	71,727
Brown County, WI	69,596
Nueces County, TX	60,175
Webb County, TX	58,416
Rockland County, NY	58,305
Cameron County, TX	58,129
Milwaukee County, WI	56,314
Utah County, UT	54,563

Reported **Deaths** per 1M to date



Top 10 Counties

Total Reported Deaths / 1M

New York City*	4,466
Essex County, NJ	2,696
Cameron County, TX	2,581
Passaic County, NJ	2,531
Union County, NJ	2,484
Hudson County, NJ	2,287
Hidalgo County, TX	2,280
Bergen County, NJ	2,222
Rockland County, NY	2,100
Somerset County, NJ	1,821

Note: Lists includes counties $\geq 250K$ population

* New York City counties aggregated into one reporting area



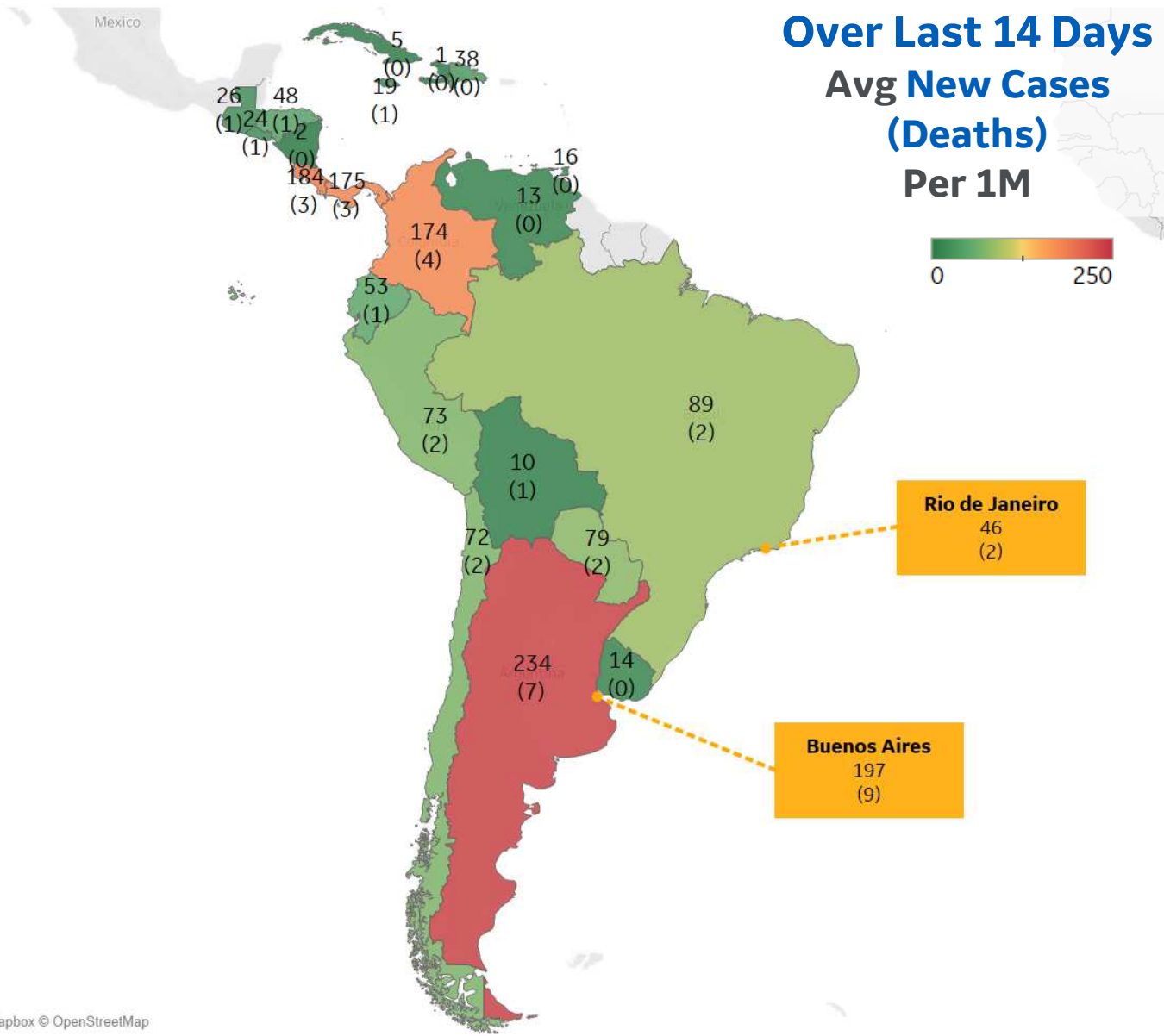
Per 1M in Region

	Today	Change
Active Cases	1,575	-1%
Confirmed	62 new	+0.3%
Deaths	2 new	+0.3%
Recovered	80 new	+0.4%

Most Daily New Cases / 1M

Argentina	234
Costa Rica	184
Panama	175
Colombia	174
Brazil	89
Paraguay	79
Peru	73
Chile	72
Ecuador	53
Honduras	48

* Excludes regions with population < 1M





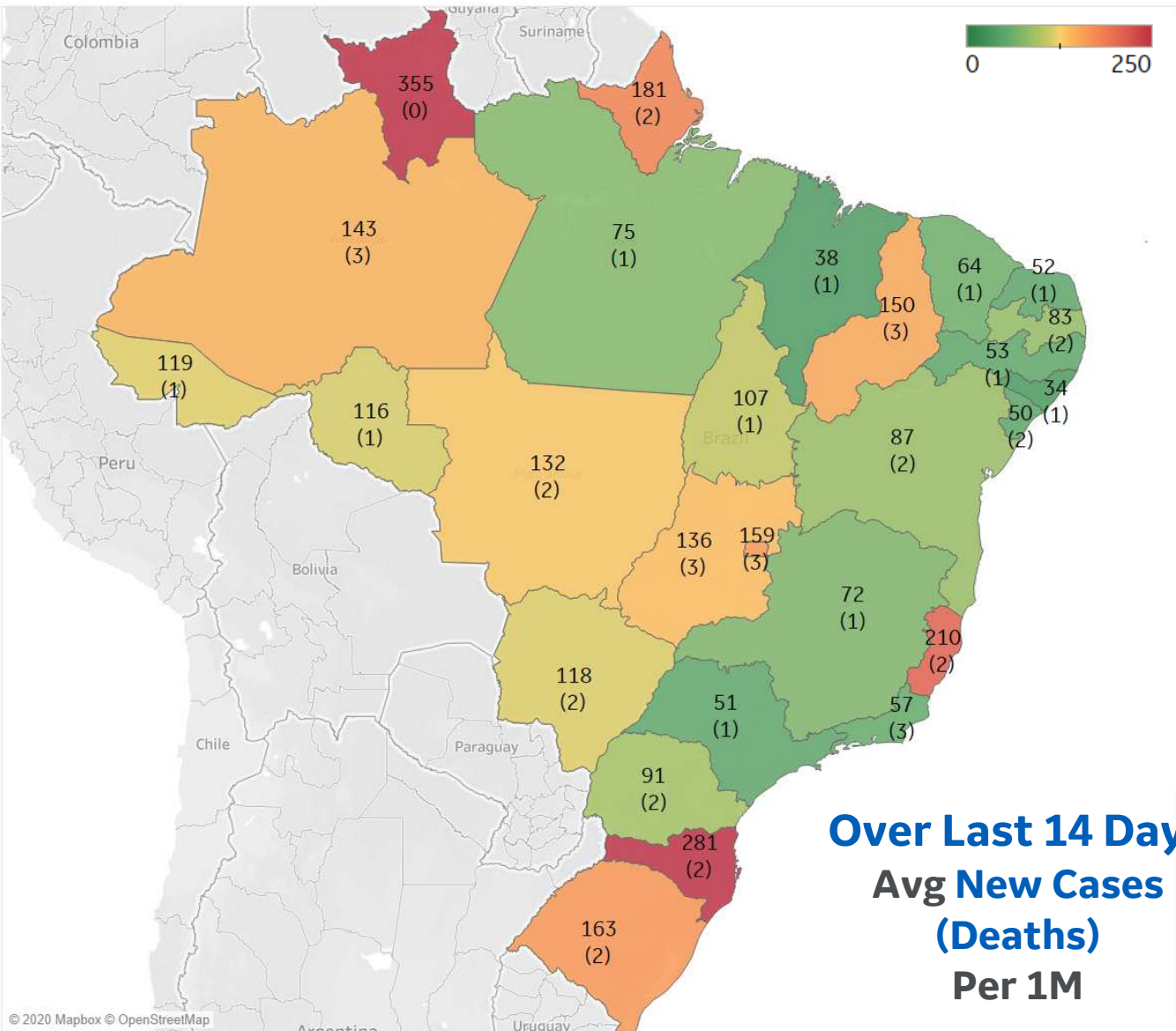
Per 1M in Region

	Today	Change
Active Cases	1,643	-2%
Confirmed	51 new	+0.2%
Deaths	1 new	+0.1%
Recovered	76 new	+0.3%

Most Daily New Cases / 1M

Santa Catarina	281
Espírito Santo	210
Rio Grande do ..	163
Distrito Federal	159
Piauí	150
Amazonas	143
Goiás	136
MatoGrosso	132
MatoGrosso do ..	118
Rondônia	116

* Excludes regions with population < 1M



Over Last 14 Days
Avg New Cases
(Deaths)
Per 1M

*Brazil data not updated. Values carried forward from 2 Nov



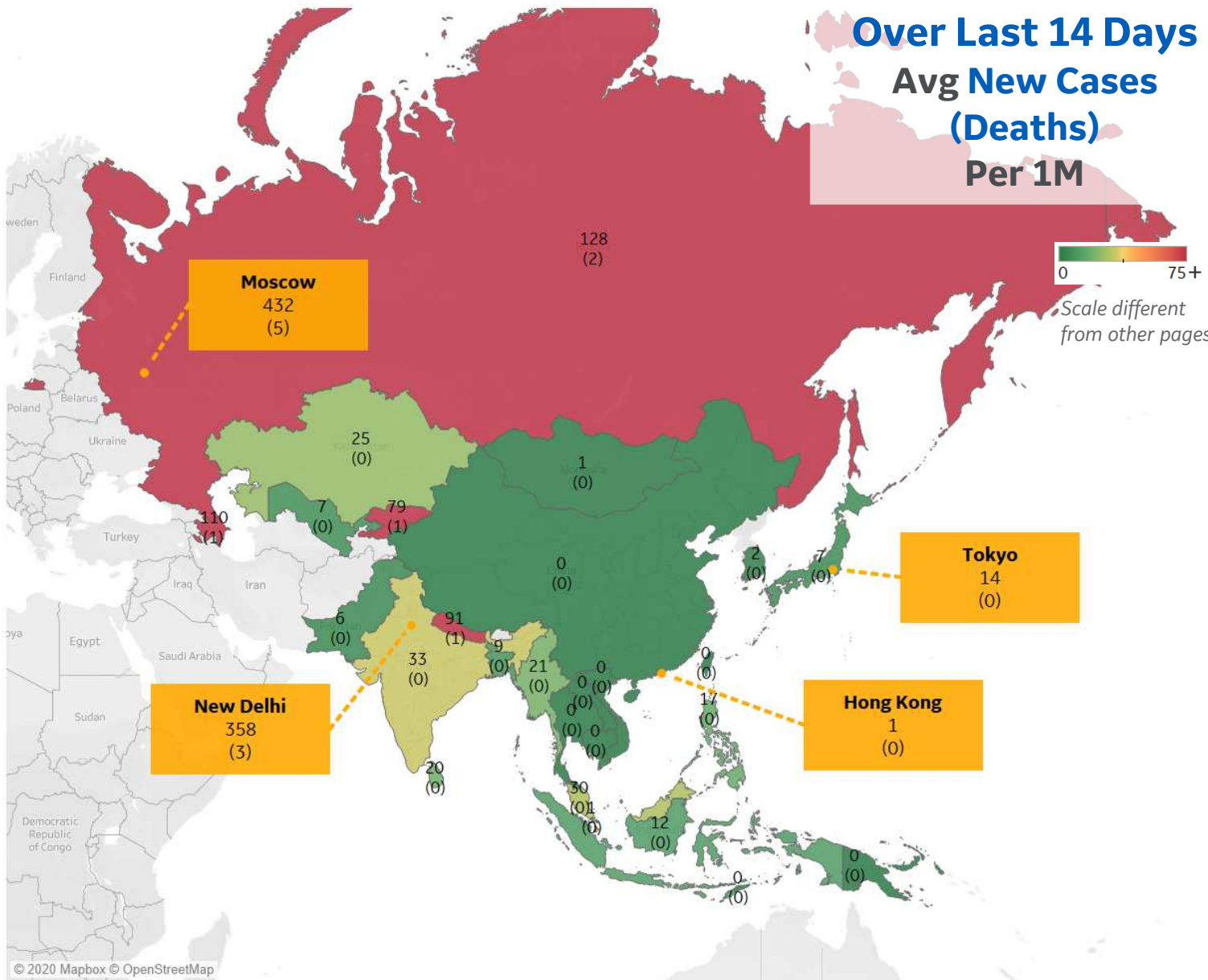
Per 1M in Region

	Today	Change
Active Cases	281	+1%
Confirmed	17 new	+1%
Deaths	0.2 new	+0.5%
Recovered	15 new	+1%

Most Daily New Cases / 1M

Russia	128
Azerbaijan	110
Nepal	91
Kyrgyzstan	79
India	33
Malaysia	30
Kazakhstan	25
Myanmar	21
Sri Lanka	20
Philippines	17

* Excludes regions with population < 1M





Per 1M in Region

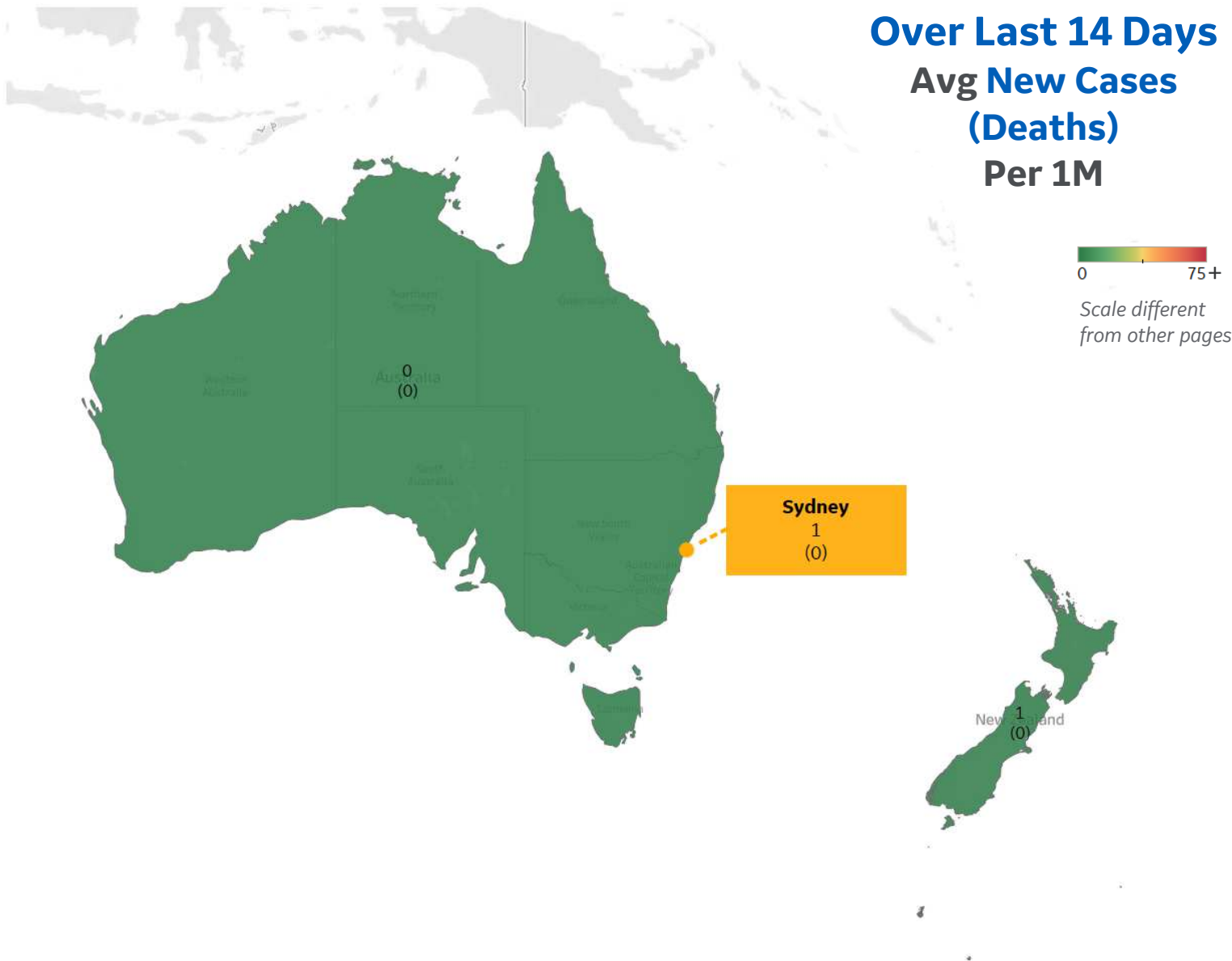
	Today	Change
Active Cases	44	+0%
Confirmed	0 new	+0%
Deaths	0 new	+0%
Recovered	1 new	+0.1%

Most Daily New Cases / 1M

New Zealand	1
Australia	0

* Excludes regions with population < 1M

Over Last 14 Days Avg New Cases (Deaths) Per 1M





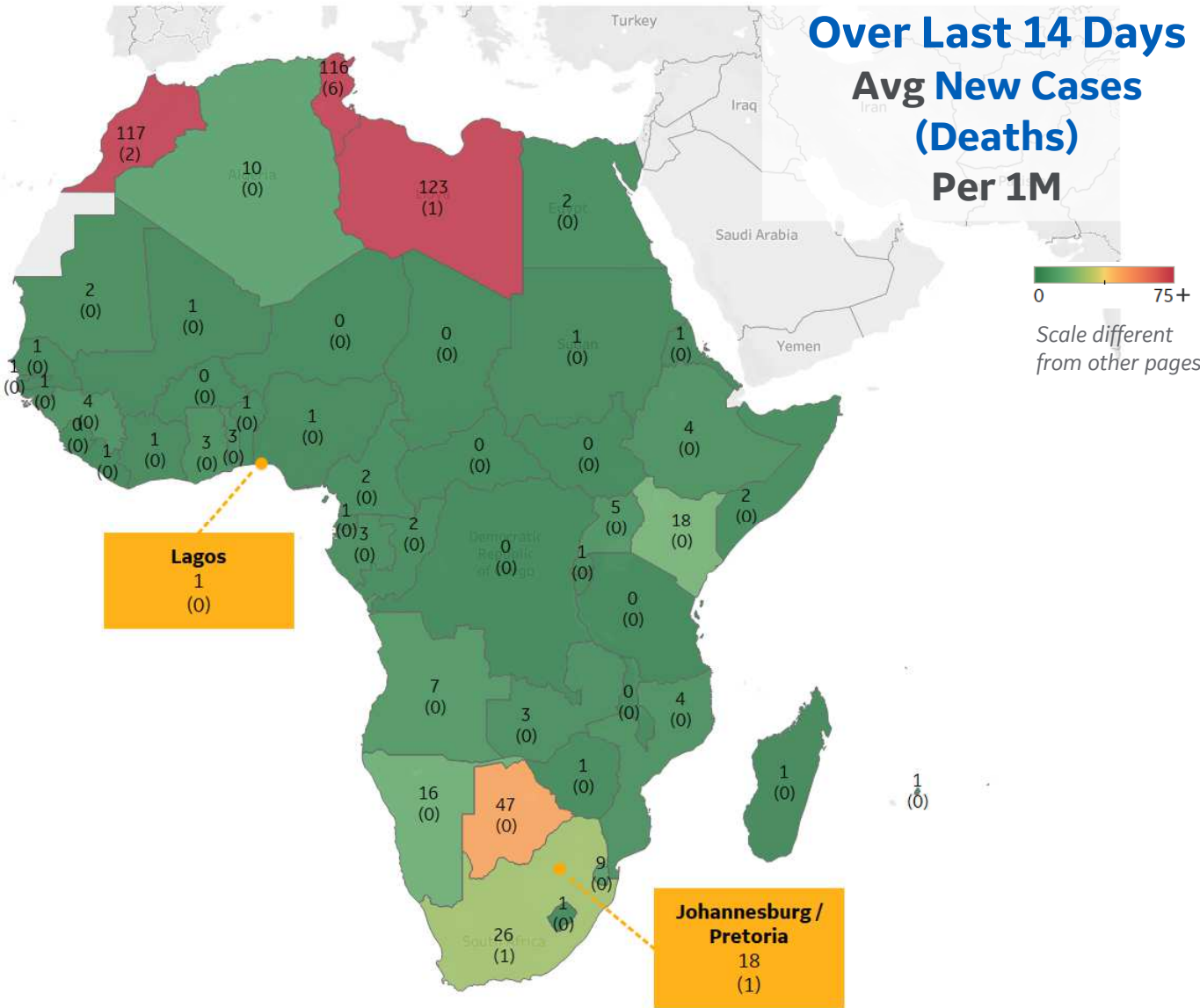
Per 1M in Region

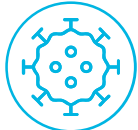
	Today	Change
Active Cases	188	+0%
Confirmed	7 new	+0.5%
Deaths	0.2 new	+0.5%
Recovered	6 new	+0.5%

Most Daily New Cases / 1M

Libya	123
Morocco	117
Tunisia	116
Botswana	47
South Africa	26
Kenya	18
Namibia	16
Algeria	10
Eswatini	9
Angola	7

* Excludes regions with population < 1M





Sources



** Per 1M = Per 1 Million Population unless otherwise noted

Johns Hopkins Coronavirus Resource Center:

<https://coronavirus.jhu.edu/map.html>

Worldometer Coronavirus Reporting:

<https://www.worldometers.info/coronavirus/>

Public Health England:

<https://www.gov.uk/government/publications/covid-19-track-coronavirus-cases>

US Department of Homeland Security, Homeland Infrastructure Foundation-Level Data:

<https://hifld-geoplatform.opendata.arcgis.com/datasets/hospitals>

City of New York, NYC Health:

<https://www1.nyc.gov/site/doh/covid/covid-19-data.page>

Chicago Coronavirus Latest Data:

<https://www.chicago.gov/city/en/sites/covid-19/home/latest-data.html>

National Health Commission of the PRC:

<http://www.nhc.gov.cn/xcs/yqtb/202003/bf66696029ba420098164607240074f8.shtml>

Korean Centers for Disease Control and Prevention:

http://www.cdc.go.kr/cdc_eng/

CDC, Severe Outcomes Among Patients with Coronavirus Disease 2019 (COVID-19):

<https://www.cdc.gov/mmwr/volumes/69/wr/mm6912e2.htm>

Italian Department of Civil Protection, COVID Monitoring:

<http://opendatadpc.maps.arcgis.com/apps/opsdashboard/index.html#/b0c68bce2cce478eaac82fe38d4138b1>

The COVID Tracking Project:

<https://covidtracking.com/data/>

UK Office for National Statistics

<https://www.ons.gov.uk/peoplepopulationandcommunity/birthsdeathsandmarriages/deaths/bulletins/deathsregisteredweeklyinenglandandwalesprovisional/weekending24april2020>

COVID-19 Information for Switzerland:

<https://www.corona-data.ch/>

The COVID Tracking Project

<https://covidtracking.com/data/api>

European Centre for Disease Prevention and Control

<https://www.ecdc.europa.eu/en/publications-data/download-data-hospital-and-icu-admission-rates-and-current-occupancy-covid-19>

***Worldwide Survival Rate, last 30d calculation =**

$$\frac{[(Total\ Confirmed - Total\ Confirmed\ 30d\ ago) - (Total\ Deaths - Total\ Deaths\ 30d\ ago)]}{(Total\ Confirmed - Total\ Confirmed\ 30d\ ago)}$$

Provincial Health Services Authority of Canada. BC Center for Disease Control:

<http://www.bccdc.ca/about/news-stories/stories/2020/information-on-novel-coronavirus>

Secretary of Health, Mexico:

<https://www.gob.mx/salud/en>

OECD Economic Outlooks, Statistics:

https://www.oecd-ilibrary.org/economics/data/oecd-economic-outlook-statistics-and-projections_eo-data-en

Public Health Authority of Sweden:

<https://www.folkhalsomyndigheten.se/smittskydd-beredskap/utbrott/aktuella-utbrott/covid-19/bekraftade-fall-i-sverige>

National Public Health Agency of France:

<https://www.santepubliquefrance.fr/regions/ile-de-france/documents/bulletin-regional/2020/covid-19-point-epidemiologique-en-ile-de-france-du-23-avril-2020>

Florida Department of Health, COVID-19 Response:

<https://floridahealthcovid19.gov>

CDC:

<https://www.cdc.gov/covid-data-tracker/index.html#demographics>

CDC Provisional COVID19 Deaths Counts

<https://data.cdc.gov/NCHS/Provisional-COVID-19-Death-Counts-by-Sex-Age-and-S/9bhg-hcku>

Johns Hopkins Coronavirus Resource Center:

<https://coronavirus.jhu.edu/map.html>

WHO Europe, Surveillance Report:

<http://www.euro.who.int/en/health-topics/health-emergencies/coronavirus-covid-19/weekly-surveillance-report>

WHO Europe, Principles for Transition:

<http://www.euro.who.int/en/media-centre/sections/statements/2020/statement-transition-to-a-new-normal-during-the-covid-19-pandemic-must-be-guided-by-public-health-principles>

ECDC, Data on hospital and ICU admission rates and current occupancy for COVID-19:

<https://www.ecdc.europa.eu/en/publications-data/download-data-hospital-and-icu-admission-rates-and-current-occupancy-covid-19>