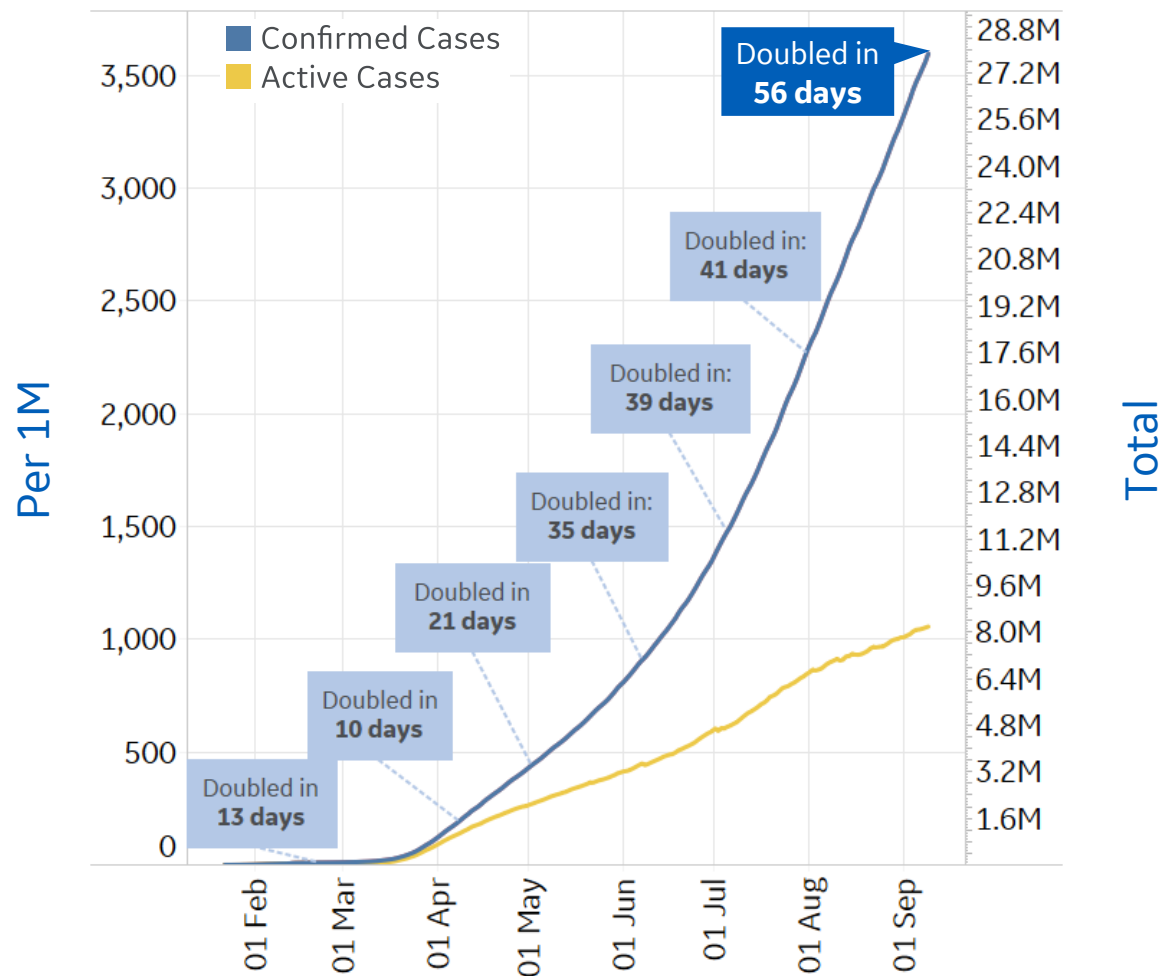




Global Confirmed & Active Cases

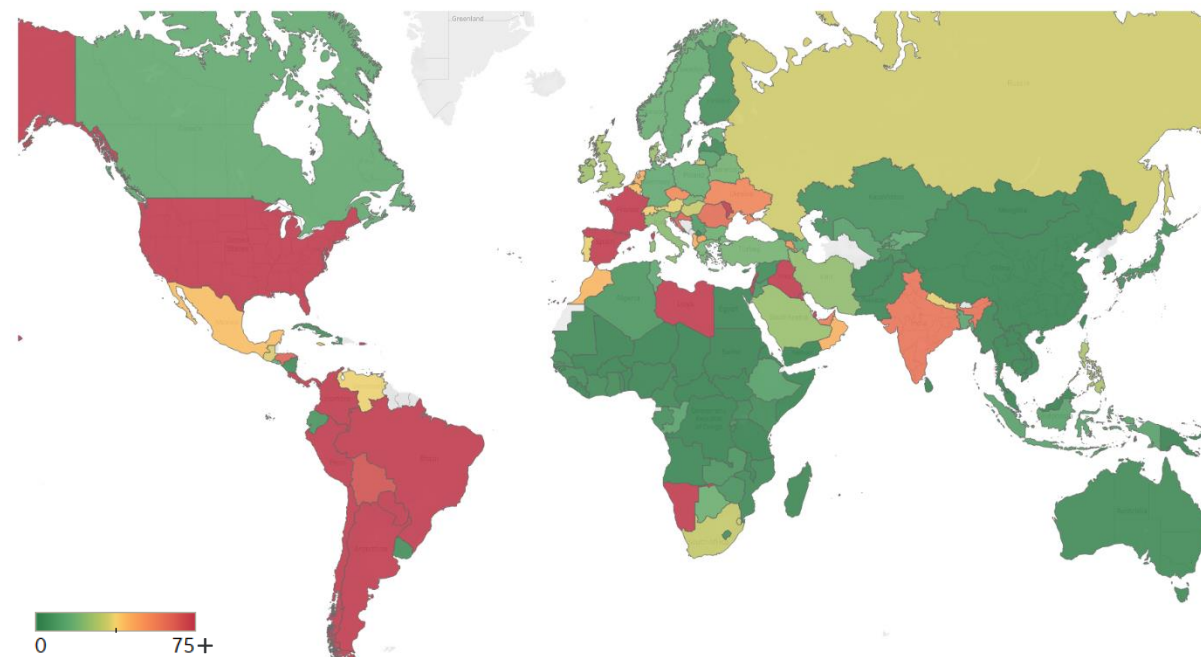


Trend since 22 Jan



Avg. Daily New Cases / 1M

Over the last 14 days



<i>Per 1M:</i>	Today	Change
Active Today	1,056	+0.4%
Active	4 new	+0.4%
Confirmed	38 new	+1%
Deaths	1 new	+1%
Recovered	32 new	+1%



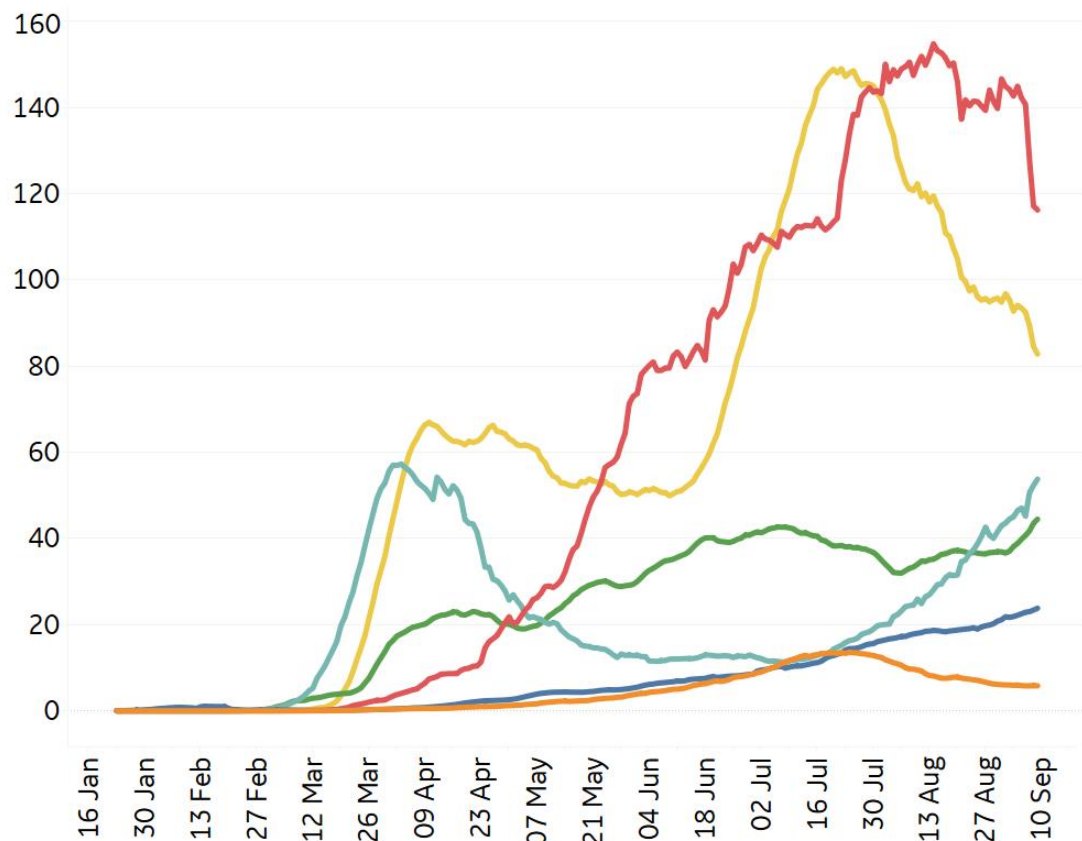
New Confirmed Cases & New Deaths



Key **North America** **Europe** **Middle East** **Central/South America** **Asia** **Africa**

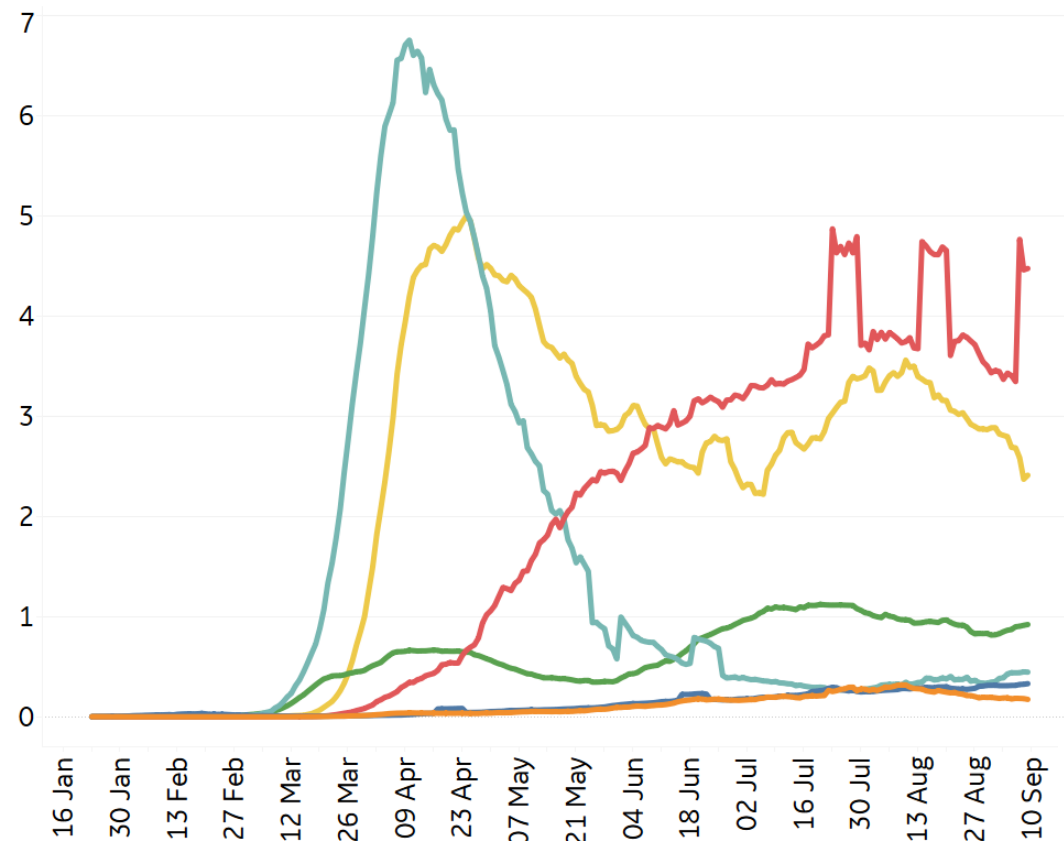
New Confirmed Cases / 1M

7-day rolling average



New Deaths / 1M

7-day rolling average





Top 50 Countries: Per 1M



1 - 25

	Today		Total Since 22 Jan			Change from 14d Ago [*] in 14 day avg of daily new	
	New Confirmed	New Deaths	Total Confirmed	Total Recovered	Total Deaths	Confirmed	Deaths
Peru	140	4	21,115	16,285	914	-25%	-67%
Belgium	47	0	7,739	1,608	856	-10%	281%
Spain	190	1	11,622	3,216	634	37%	68%
UK	39	0	5,268	N/A**	614	73%	-5%
Bolivia	89	4	10,567	6,615	612	-34%	169%
Chile	78	1	22,338	20,901	612	2%	-9%
Ecuador	80	4	6,358	5,172	607	-88%	907%
Brazil	168	5	19,749	16,991	605	-13%	-19%
Italy	24	0	4,657	3,494	588	76%	-49%
Sweden	17	0	8,504	N/A**	578	-38%	100%
US	103	4	19,218	7,213	577	-14%	-18%
Mexico	35	4	5,021	4,177	536	-3%	-6%
Panama	147	2	22,954	16,552	490	-15%	-20%
France	147	1	5,872	1,367	472	94%	47%
Colombia	301	9	13,499	10,866	433	-23%	-11%
Netherlands	75	0	4,732	102	367	24%	-32%
Ireland	17	1	6,109	4,732	361	18%	33%
EU	66	0	4,829	2,207	318	40%	15%
Armenia	67	1	15,237	13,844	305	-8%	-20%
North Macedo..	32	1	7,340	6,122	304	-19%	17%
Moldova	146	2	10,199	7,180	272	-2%	24%
Iran	28	2	4,684	4,037	270	-13%	-19%
Kosovo	0	0	6,873	4,762	264	-100%	-100%
South Africa	34	1	10,832	9,610	256	-43%	-33%
Argentina	271	6	11,335	8,463	236	40%	7%

26 - 50

	Today		Total Since 22 Jan			Change from 14d Ago [*] in 14 day avg of daily new	
	New Confirmed	New Deaths	Total Confirmed	Total Recovered	Total Deaths	Confirmed	Deaths
Switzerland	54	0	5,235	4,402	233	34%	33%
Romania	66	3	5,110	2,131	209	1%	-3%
Honduras	38	1	6,623	1,521	206	12%	39%
Bos. and Herz.	91	2	6,784	4,635	206	0%	-12%
Iraq	105	2	6,808	5,221	192	5%	-1%
Portugal	63	0	6,035	4,245	181	73%	-2%
Dom. Rep.	74	2	9,305	6,850	176	-19%	24%
Kyrgyzstan	19	0	6,838	6,183	163	-52%	101%
Guatemala	50	0	4,444	3,813	162	-23%	-41%
Oman	68	2	17,221	16,276	147	24%	-2%
Kuwait	196	1	21,562	19,253	129	16%	-3%
Russia	35	1	7,110	5,852	124	2%	2%
Israel	408	2	16,301	12,518	122	61%	-24%
Saudi Arabia	22	1	9,278	8,588	120	-32%	-16%
Bahrain	395	1	33,763	30,454	119	38%	-15%
El Salvador	14	1	4,101	2,588	119	-58%	-25%
Costa Rica	260	2	10,056	3,837	107	33%	28%
Kazakhstan	5	0	5,676	5,339	87	-65%	-56%
Eswatini	28	1	4,255	3,514	84	-36%	-64%
Belarus	21	1	7,768	7,619	77	30%	11%
Qatar	93	0	41,945	40,869	71	-18%	175%
West Bank an..	122	0	6,110	4,042	42	56%	72%
UAE	89	0	7,682	6,811	40	66%	-25%
Singapore	13	0	9,771	9,656	5	-39%	N/A
Total World	38	1	3,597	2,424	117	4%	-4%

*Change from 14d ago:
Compares 14d-avgs. of Daily New Cases/Deaths
today with 14d-avgs. from 14d ago

Today, **Israel** has the highest number of new confirmed cases per million (408)

Sorted by Total Deaths / 1M
Top 50 countries selected by Cases / 1M
Excluded countries with population < 1M

N/A** due to inconsistent reporting of Recovered Cases



Top 50 Countries: Raw Volume



1 - 25	Today		Total Since 22 Jan			Change from 14d Ago [*] in 14 day avg of daily new	
	New Confirmed	New Deaths	Total Confirmed	Total Recovered	Total Deaths	Confirmed	Deaths
US	34,256	1,206	6,361,265	2,387,479	190,859	-14%	-18%
EU	29,332	190	2,150,330	982,804	141,689	40%	15%
Brazil	35,816	1,075	4,197,889	3,611,632	128,539	-13%	-19%
India	95,735	1,172	4,465,863	3,471,783	75,062	26%	9%
Mexico	4,461	565	647,321	538,514	69,049	-3%	-6%
UK	2,681	8	357,613	N/A**	41,683	73%	-5%
Italy	1,430	14	281,583	211,272	35,577	76%	-49%
France	9,574	35	383,292	89,242	30,805	94%	47%
Peru	4,615	147	696,190	536,959	30,123	-25%	-67%
Spain	8,866	34	543,379	150,376	29,628	37%	68%
Iran	2,313	127	393,425	339,111	22,669	-13%	-19%
Colombia	15,318	442	686,851	552,885	22,053	-23%	-11%
Russia	5,172	141	1,037,526	854,069	18,080	2%	2%
South Africa	1,990	82	642,431	569,935	15,168	-43%	-33%
Chile	1,486	20	427,027	399,555	11,702	2%	-9%
Ecuador	N/A	74	112,166	91,242	10,701	-88%	907%
Argentina	12,259	253	512,293	382,490	10,658	40%	7%
Belgium	550	5	89,691	18,635	9,917	-10%	281%
Germany	1,476	6	256,433	228,784	9,342	-4%	-21%
Canada	378	1	136,135	119,789	9,204	37%	-29%
Indonesia	3,307	106	203,342	145,200	8,336	47%	34%
Iraq	4,243	75	273,821	209,993	7,732	5%	-1%
Bolivia	1,037	49	123,345	77,216	7,146	-34%	169%
Turkey	1,673	55	284,943	254,188	6,837	24%	124%
Pakistan	371	6	300,030	287,658	6,365	-29%	-29%

26 - 50	Today		Total Since 22 Jan			Change from 14d Ago [*] in 14 day avg of daily new	
	New Confirmed	New Deaths	Total Confirmed	Total Recovered	Total Deaths	Confirmed	Deaths
Netherlands	1,293	2	81,085	1,742	6,281	24%	-32%
Sweden	173	4	85,880	N/A**	5,842	-38%	100%
Egypt	175	17	100,403	80,689	5,577	38%	12%
China	13	0	90,100	84,957	4,733	-57%	25%
Bangladesh	1,827	41	331,078	230,804	4,593	-19%	-10%
Saudi Arabia	775	28	323,012	298,966	4,165	-32%	-16%
Romania	1,271	51	98,304	41,002	4,018	1%	-3%
Philippines	3,156	70	245,143	185,543	3,986	-27%	16%
Ukraine	2,597	46	146,511	67,092	3,034	29%	59%
Guatemala	901	7	79,622	68,308	2,897	-23%	-41%
Poland	421	11	71,947	57,135	2,147	-20%	-7%
Panama	635	9	99,042	71,419	2,116	-15%	-20%
Honduras	379	10	65,597	15,064	2,044	12%	39%
Dom. Rep.	806	25	100,937	74,305	1,914	-19%	24%
Kazakhstan	86	0	106,584	100,248	1,634	-65%	-56%
Morocco	2,157	26	77,878	59,723	1,453	15%	10%
Japan	540	14	73,264	63,734	1,412	-37%	11%
Israel	3,532	14	141,097	108,354	1,054	61%	-24%
Ethiopia	916	17	61,700	23,054	966	-18%	-8%
Oman	349	9	87,939	83,115	751	24%	-2%
Belarus	194	5	73,402	71,999	726	30%	11%
Kuwait	838	4	92,082	82,222	552	16%	-3%
UAE	883	2	75,981	67,359	393	66%	-25%
Qatar	267	0	120,846	117,746	205	-18%	175%
Total World	292,991	6,303	27,863,733	18,776,723	903,686	4%	-4%

*Change from 14d ago:
Compares 14d-avgs. of Daily New Cases/Deaths
today with 14d-avgs. from 14d ago

New cases in India reached 95,735 –
the highest daily increase any country has seen this year

Sorted by Raw Total Deaths
Top 50 countries selected by Total Cases
Excluded countries with population < 1M

N/A** due to inconsistent reporting of Recovered Cases



United States: Per 1M



1 - 25

	Today		Total Since 22 Jan			Change from 14d Ago* in 14 day avg of daily new	
	New Confirmed	New Deaths	Total Confirmed	Total Recovered	Total Deaths	Confirmed	Deaths
New Jersey	37	1	21,953	3,857	1,802	-3%	292%
New York	30	0	22,677	3,883	1,697	5%	-27%
Massachusetts	26	1	17,866	15,597	1,327	-172%	-33%
Connecticut	25	0	15,110	2,538	1,255	7%	-42%
Louisiana	327	5	33,332	30,210	1,106	-16%	-46%
Rhode Island	79	3	21,405	2,063	1,002	-13%	-16%
Mississippi	143	13	29,503	24,897	881	-35%	-42%
DC	35	6	20,385	16,227	871	-11%	-17%
Arizona	68	4	28,376	4,417	721	-34%	-49%
Michigan	97	8	12,003	8,078	690	-8%	25%
Illinois	106	2	20,172	N/A	665	-1%	-9%
Maryland	56	1	18,786	1,184	631	-6%	-12%
Delaware	0	0	18,801	10,187	625	3%	-62%
Pennsylvania	68	1	11,407	9,050	609	5%	-33%
Georgia	184	5	27,059	N/A	577	-30%	-15%
S. Carolina	59	6	24,513	9,989	571	1%	-22%
Florida	101	9	30,369	N/A	564	-34%	-37%
Indiana	105	3	15,075	11,723	505	-10%	-27%
Texas	175	5	23,021	19,275	480	-39%	-39%
Alabama	165	2	27,414	11,059	466	-2%	21%
Nevada	50	6	23,459	625	458	-39%	-40%
New Mexico	41	3	12,527	6,534	388	-26%	-6%
Iowa	183	6	22,692	16,169	382	38%	6%
Ohio	83	2	11,375	9,513	370	4%	-17%
California	75	4	18,913	N/A	354	-44%	-28%
Colorado	42	1	10,400	1,058	343	-14%	-6%

26 - 51

	Today		Total Since 22 Jan			Change from 14d Ago* in 14 day avg of daily new	
	New Confirmed	New Deaths	Total Confirmed	Total Recovered	Total Deaths	Confirmed	Deaths
Colorado	42	1	10,400	1,058	343	-14%	-6%
Minnesota	46	1	14,517	13,308	341	13%	-39%
New Hampshire	0	0	5,511	5,019	318	15%	-60%
Virginia	103	1	15,140	1,871	316	1%	6%
Arkansas	128	4	22,005	19,855	308	10%	18%
Tennessee	125	5	24,396	21,920	283	-14%	-25%
N. Carolina	86	5	17,118	14,936	282	2%	-2%
Missouri	216	2	15,887	N/A	277	8%	64%
Washington	61	3	10,244	N/A	260	-27%	-40%
Idaho	769	17	19,783	9,488	235	-11%	-9%
Kentucky	147	4	12,082	2,401	227	-7%	-7%
Oklahoma	221	2	16,661	14,002	218	10%	-31%
Nebraska	232	7	19,084	14,501	218	13%	0%
North Dakota	312	1	18,516	15,396	206	41%	-5%
Wisconsin	147	3	14,313	12,703	203	6%	-12%
South Dakota	190	0	17,601	14,654	196	115%	-31%
Kansas	141	5	16,278	624	171	-10%	16%
West Virginia	85	2	6,592	4,881	142	36%	51%
Utah	98	1	17,365	14,686	133	1%	-50%
Oregon	27	2	6,750	1,251	117	-24%	-6%
Montana	81	3	7,923	5,911	114	0%	14%
Maine	N/A	0	3,506	3,076	100	-4%	-67%
Vermont	3	0	2,654	2,353	93	-25%	N/A
Wyoming	81	0	7,174	6,020	73	-22%	-38%
Hawaii	69	2	7,150	2,163	64	-18%	135%
Alaska	86	0	8,053	3,199	57	-7%	-55%

*Change from 14d ago:
Compares 14d-avgs. of Daily New Cases/Deaths
today with 14d-avgs. from 14d ago

Confirmed cases in **Hawaii** increased **19%** since 1 Sept

Sorted by Total Deaths / 1M

N/As due to states revising and updating case counts



United States: Raw Volume



1 - 25	Today		Total Since 22 Jan			Change from 14d Ago* in 14 day avg of daily new	
	New Confirmed	New Deaths	Total Confirmed	Total Recovered	Total Deaths	Confirmed	Deaths
New York	576	3	441,154	75,539	33,019	5%	-27%
New Jersey	327	12	194,994	34,255	16,008	-3%	292%
California	2,946	160	747,290	N/A	13,983	-44%	-28%
Texas	5,073	131	667,500	558,894	13,923	-39%	-39%
Florida	2,167	195	652,259	N/A	12,110	-34%	-37%
Massachusetts	181	5	123,143	107,501	9,146	-172%	-33%
Illinois	1,337	28	255,613	N/A	8,433	-1%	-9%
Pennsylvania	873	14	146,029	115,857	7,794	5%	-33%
Michigan	970	75	119,872	80,678	6,886	-8%	25%
Georgia	1,950	58	287,300	N/A	6,128	-30%	-15%
Arizona	496	30	206,541	32,151	5,251	-34%	-49%
Louisiana	1,522	22	154,955	140,440	5,140	-16%	-46%
Connecticut	89	0	53,871	9,049	4,474	7%	-42%
Ohio	973	26	132,965	111,201	4,324	4%	-17%
Maryland	336	9	113,575	7,157	3,816	-6%	-12%
Indiana	705	17	101,485	78,925	3,397	-10%	-27%
N. Carolina	901	49	179,536	156,652	2,958	2%	-2%
S. Carolina	305	30	126,213	51,431	2,942	1%	-22%
Virginia	879	11	129,229	15,967	2,697	1%	6%
Mississippi	426	38	87,805	74,098	2,623	-35%	-42%
Alabama	811	8	134,417	54,223	2,285	-2%	21%
Washington	464	25	78,009	N/A	1,978	-27%	-40%
Colorado	240	4	59,891	6,093	1,977	-14%	-6%
Tennessee	852	35	166,606	149,698	1,931	-14%	-25%
Minnesota	260	7	81,868	75,055	1,921	13%	-39%

26 - 51	Today		Total Since 22 Jan			Change from 14d Ago* in 14 day avg of daily new	
	New Confirmed	New Deaths	Total Confirmed	Total Recovered	Total Deaths	Confirmed	Deaths
Missouri	1,323	12	97,504	N/A	1,702	8%	64%
Nevada	154	19	72,258	1,925	1,412	-39%	-40%
Iowa	576	19	71,595	51,014	1,204	38%	6%
Wisconsin	857	15	83,334	73,964	1,183	6%	-12%
Rhode Island	84	3	22,676	2,185	1,062	-13%	-16%
Kentucky	658	16	53,977	10,725	1,013	-7%	-7%
Arkansas	385	11	66,406	59,920	928	10%	18%
Oklahoma	876	9	65,929	55,405	863	10%	-31%
New Mexico	87	6	26,268	13,701	813	-26%	-6%
DC	25	4	14,387	11,452	615	-11%	-17%
Delaware	0	0	18,308	9,920	609	3%	-62%
Kansas	412	15	47,424	1,817	499	-10%	16%
Oregon	115	8	28,471	5,277	494	-24%	-6%
New Hampshire	0	0	7,494	6,825	433	15%	-60%
Utah	314	3	55,673	47,084	427	1%	-50%
Nebraska	448	14	36,917	28,051	421	13%	0%
Idaho	1,375	31	35,353	16,956	420	-11%	-9%
West Virginia	152	3	11,814	8,748	255	36%	51%
South Dakota	168	0	15,571	12,964	173	115%	-31%
North Dakota	238	1	14,110	11,733	157	41%	-5%
Maine	N/A	0	4,713	4,135	134	-4%	-67%
Montana	87	3	8,468	6,318	122	0%	14%
Hawaii	98	3	10,123	3,063	91	-18%	135%
Vermont	2	0	1,656	1,468	58	-25%	N/A
Wyoming	47	0	4,152	3,484	42	-22%	-38%
Alaska	63	0	5,891	2,340	42	-7%	-55%

*Change from 14d ago:
Compares 14d-avgs. of Daily New Cases/Deaths
today with 14d-avgs. from 14d ago

New deaths in **Florida, California, and Texas** make up
41% of new deaths in the US today

Sorted by Raw Total Deaths

N/As due to states revising and updating case counts

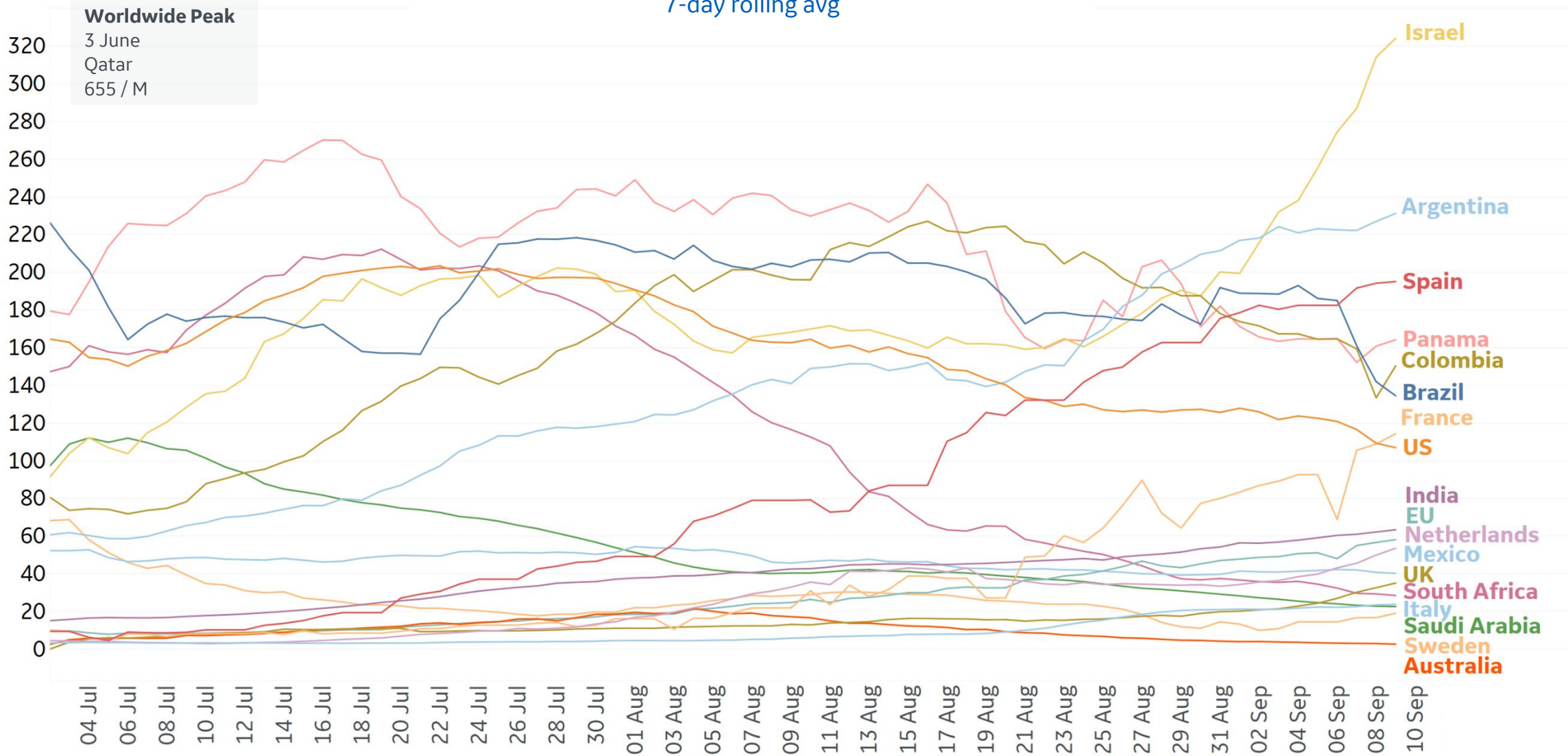


New Confirmed Cases in Select Countries



Daily New Confirmed Cases / 1M

7-day rolling avg

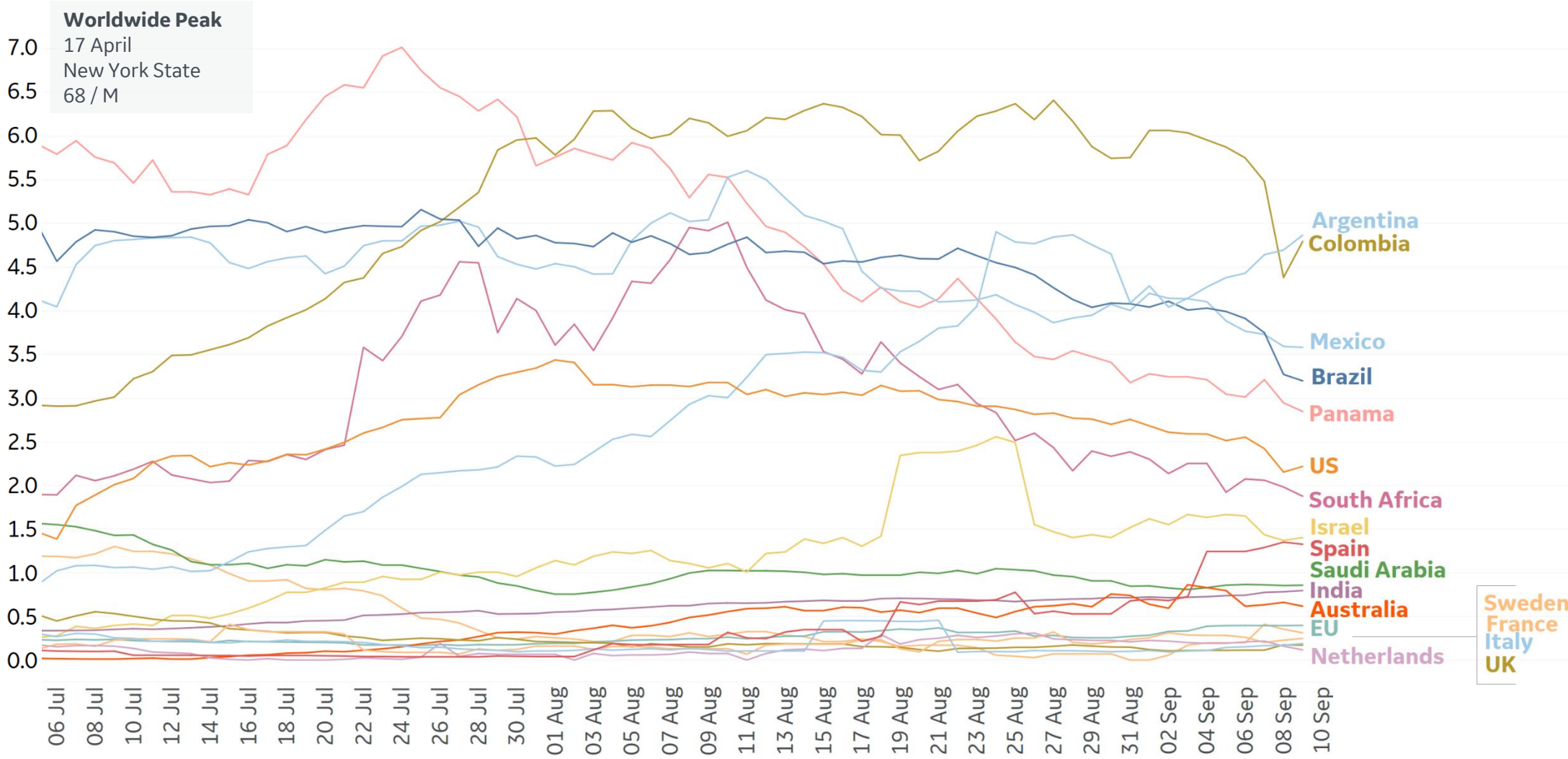




New Deaths in Select Countries



Daily New Deaths / 1M 7-day rolling avg

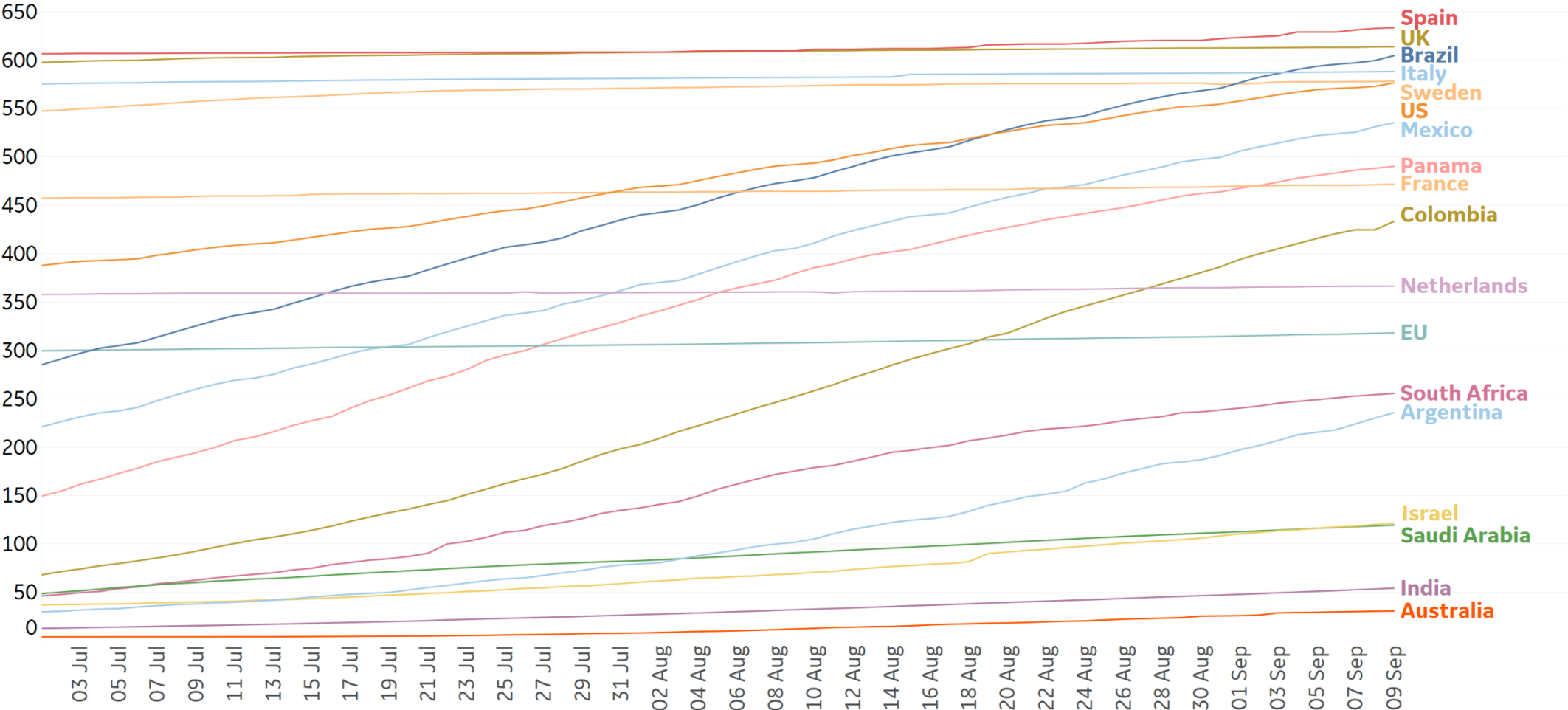




Cumulative Deaths in Select Countries



Cumulative Deaths / 1M



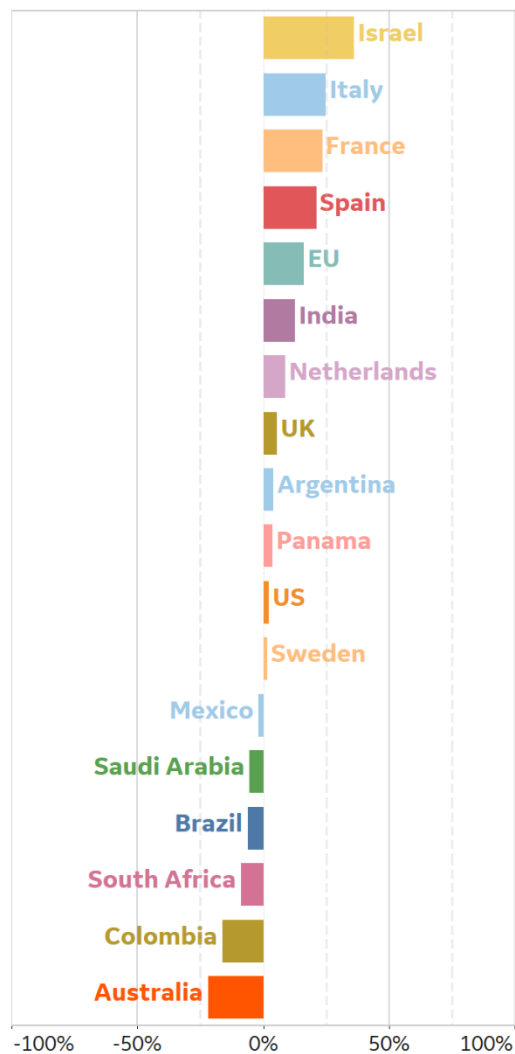


% Change in Case Volume in Select Countries

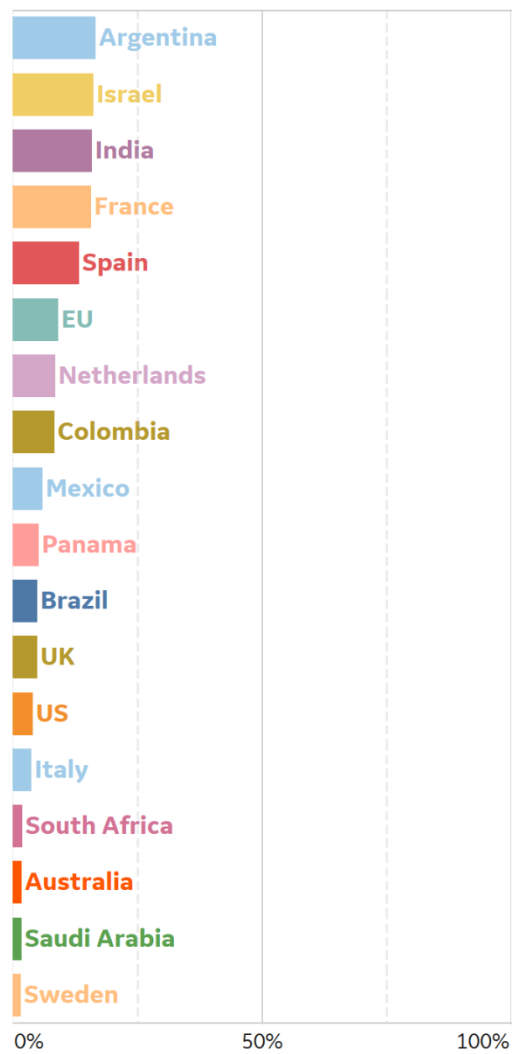


Over Previous 7 days

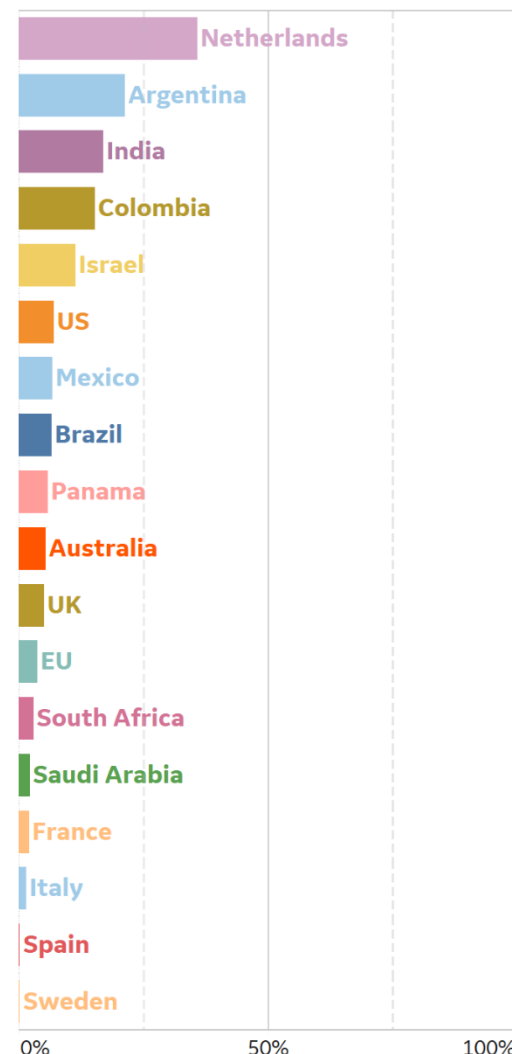
Active Cases



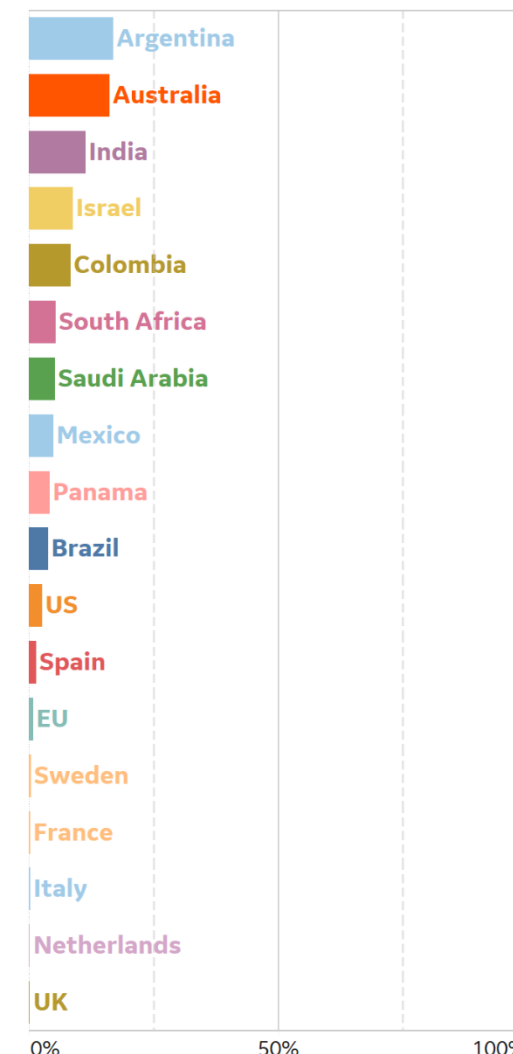
Confirmed Cases



Reported Recoveries



Reported Deaths

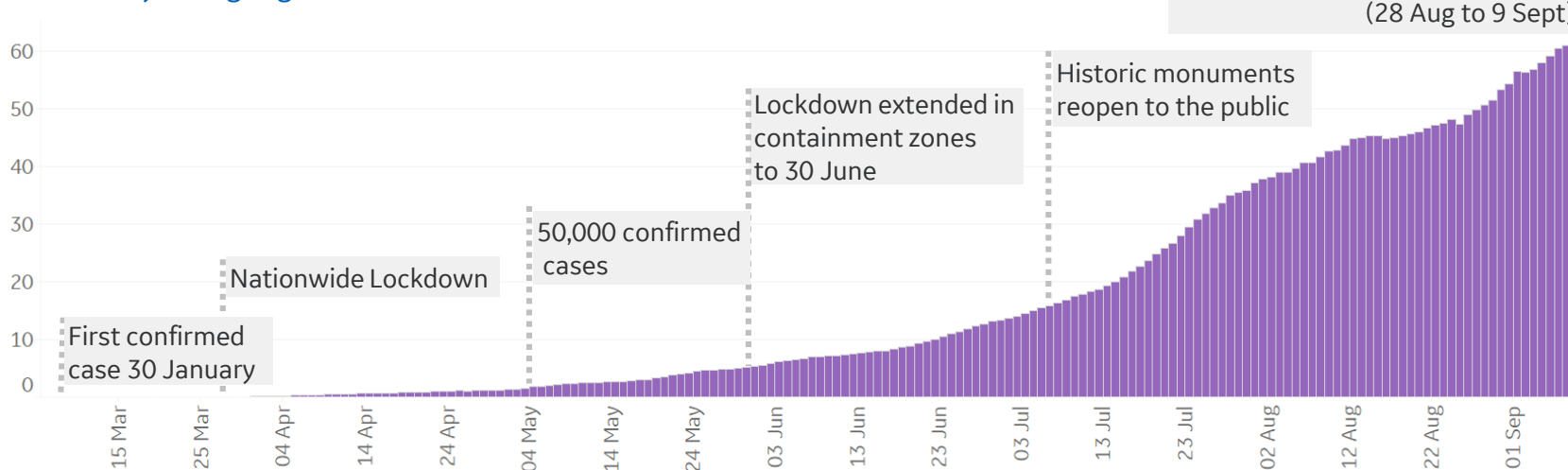




Feature: India

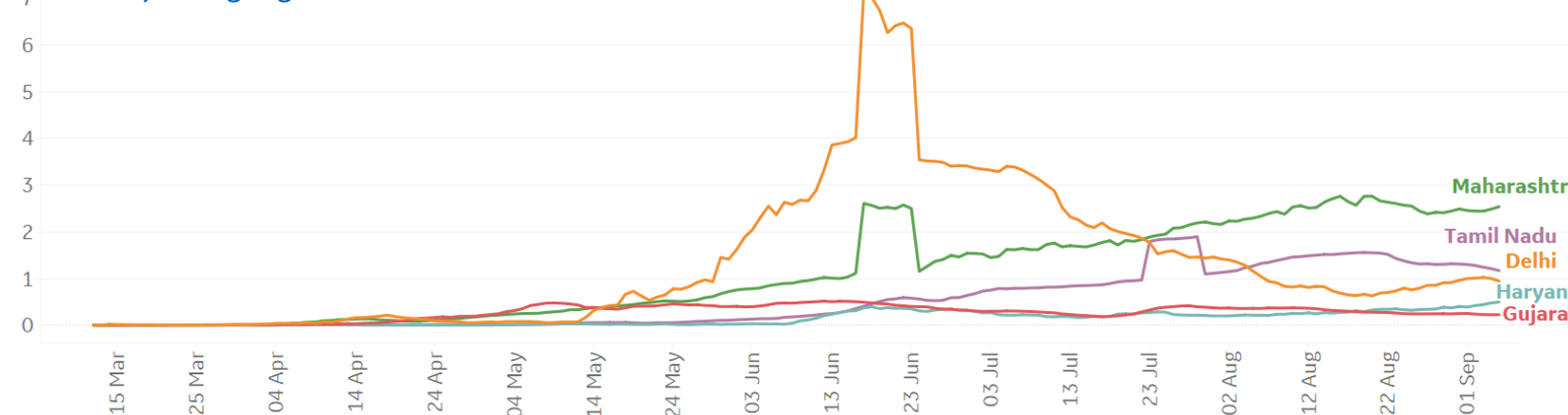
New Confirmed Cases / 1M

7-day rolling avg



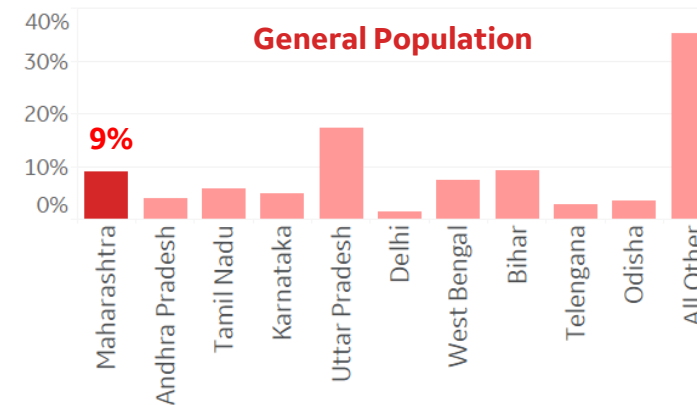
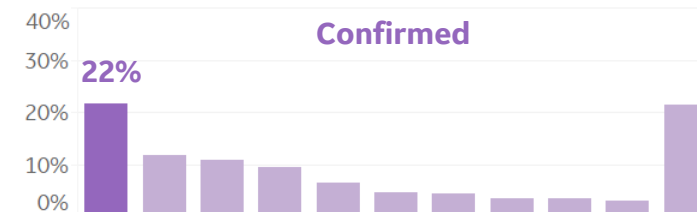
Daily New Deaths / 1M

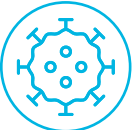
7-day rolling avg



State Profiles

While only **9% of India's population** lives in Maharashtra, this state makes up **22% of confirmed cases** and **37% of reported deaths**

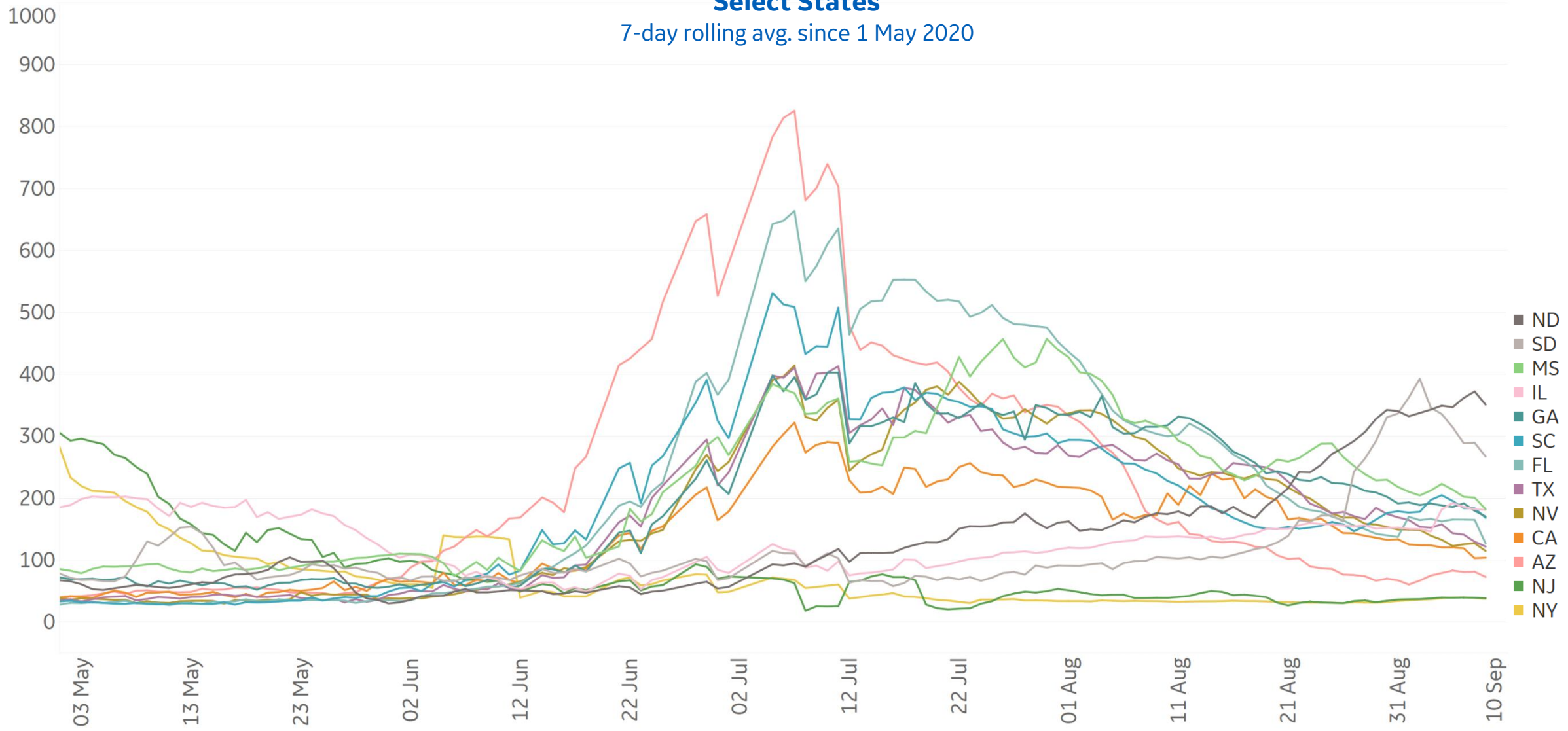




Feature: New Confirmed Cases in US

Daily New Confirmed Cases / 1M Select States

7-day rolling avg. since 1 May 2020

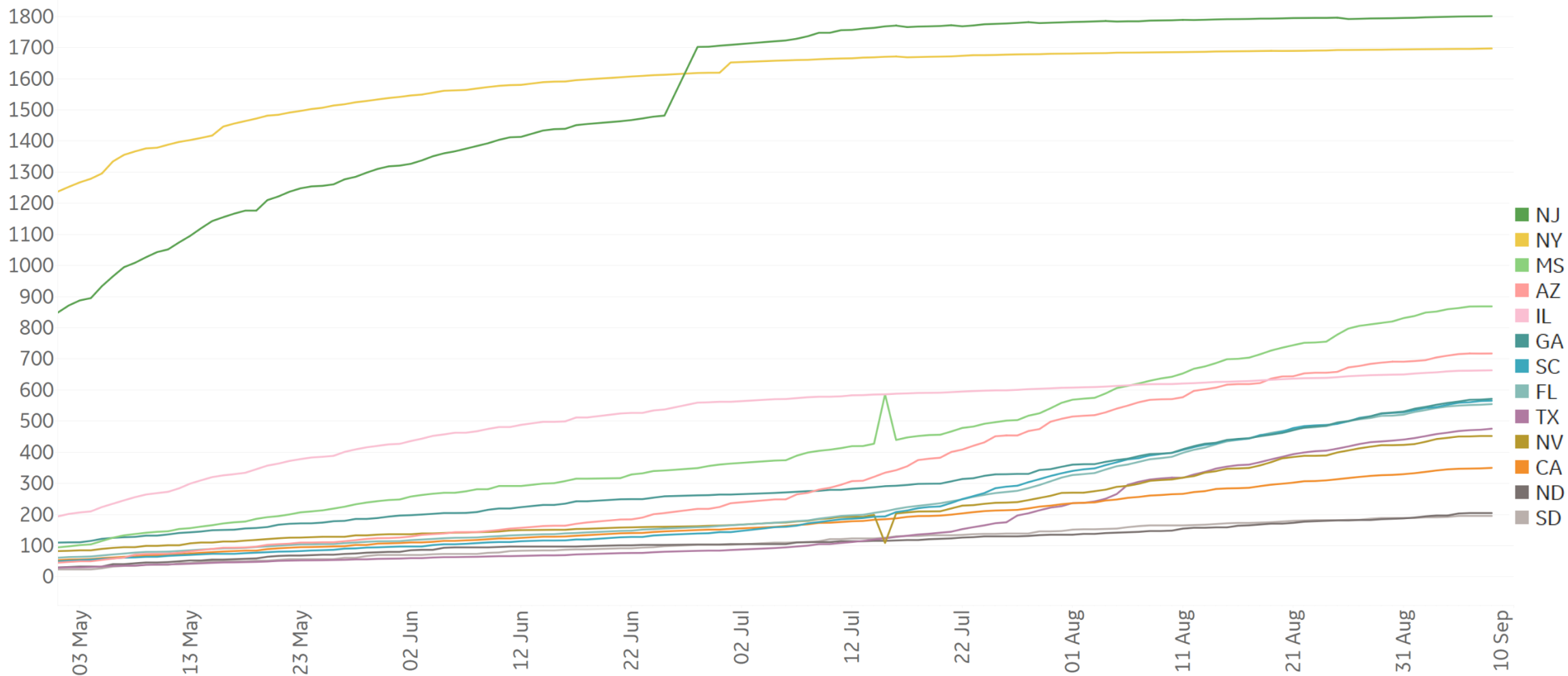




Feature: Cumulative Deaths in US States



Cumulative Deaths / 1M Select States Since 1 May 2020





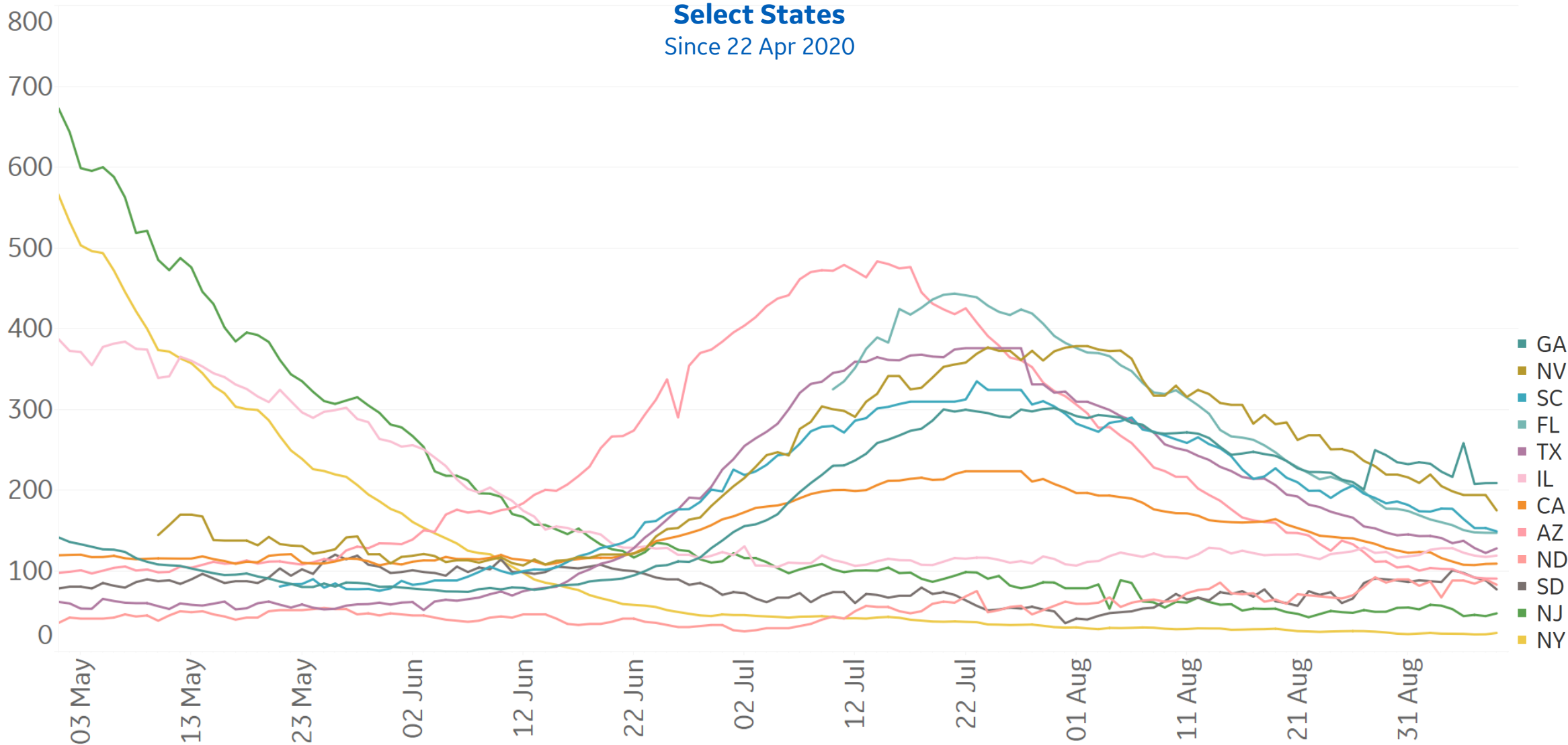
Feature: Current Hospitalizations in US States



Current Hospitalizations / 1M

Select States

Since 22 Apr 2020





Europe & Middle East



Per 1M in Region

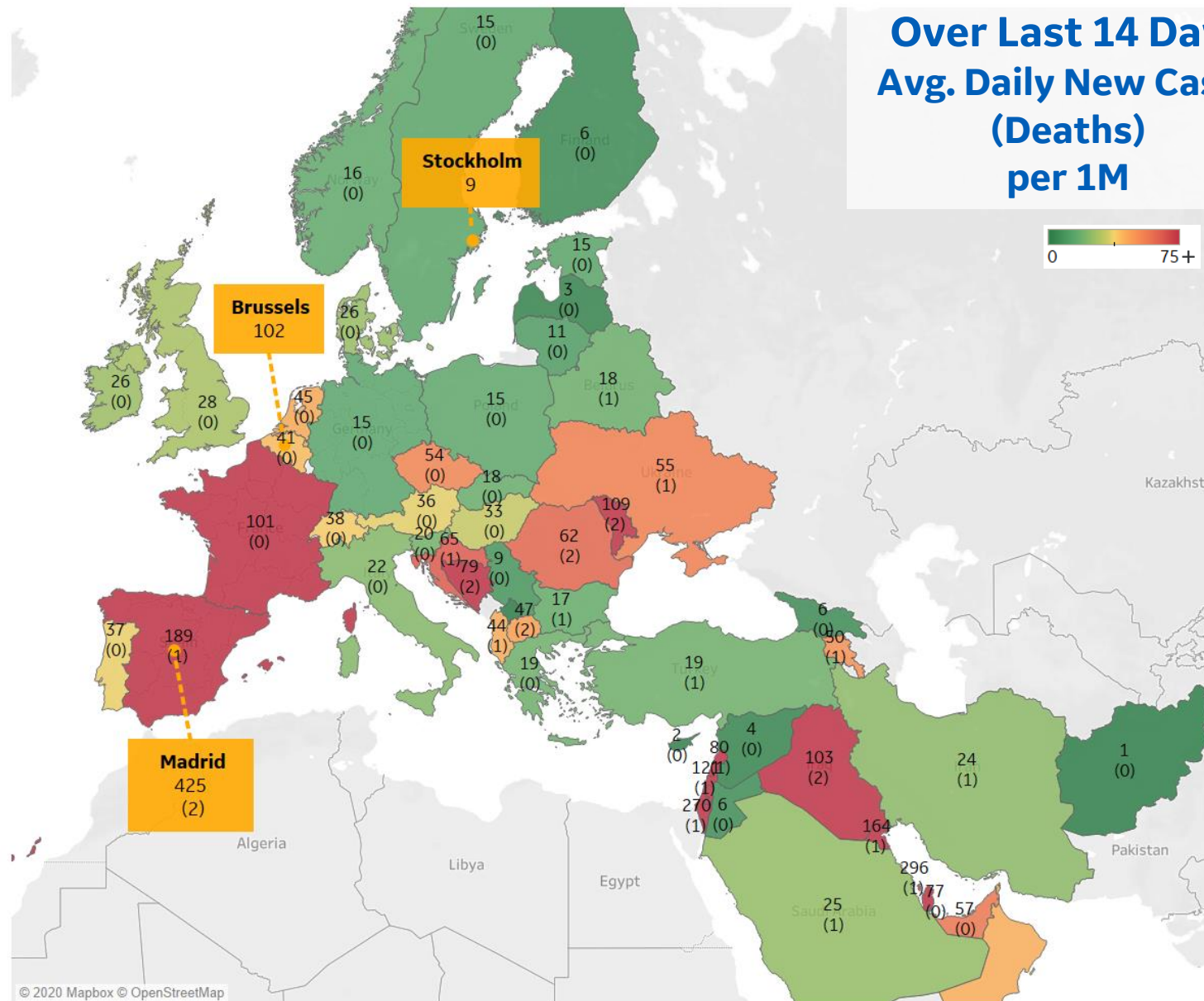
	Today	Change
Active Cases	1,776	+2%
Confirmed	56 new	+1%
Deaths	1 new	+0.2%
Recovered	20 new	+1%

Most Daily New Cases / 1M

Bahrain	296
Israel	270
Spain	189
Kuwait	164
Moldova	109
Iraq	103
Bos. and Herz.	79
Qatar	77
Romania	62
Kosovo	0

* Excludes regions with population < 1M

Over Last 14 Days Avg. Daily New Cases (Deaths) per 1M



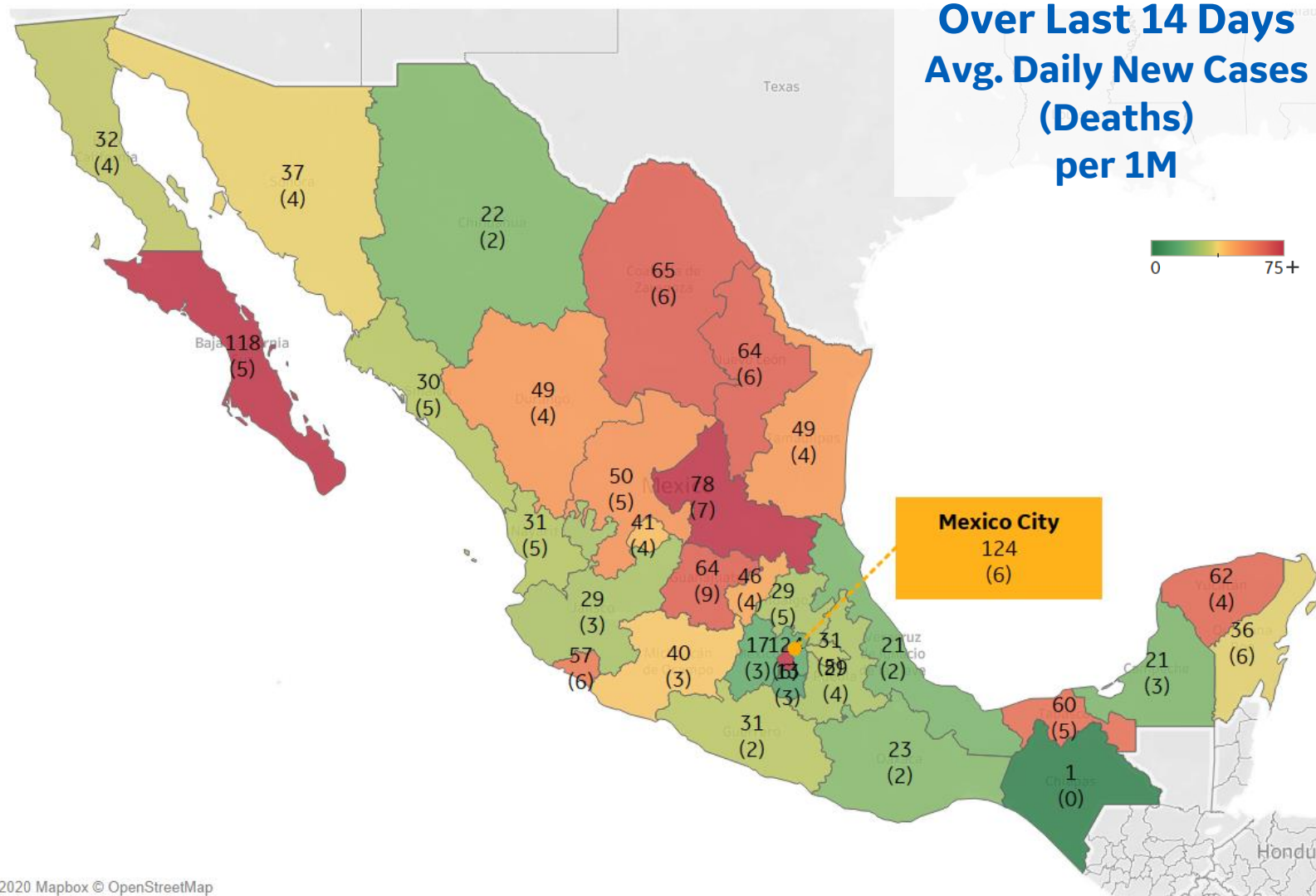


Per 1M in Region

	Today	Change
Active Cases	308	+1%
Confirmed	35 new	+1%
Deaths	4 new	+1%
Recovered	26 new	+1%

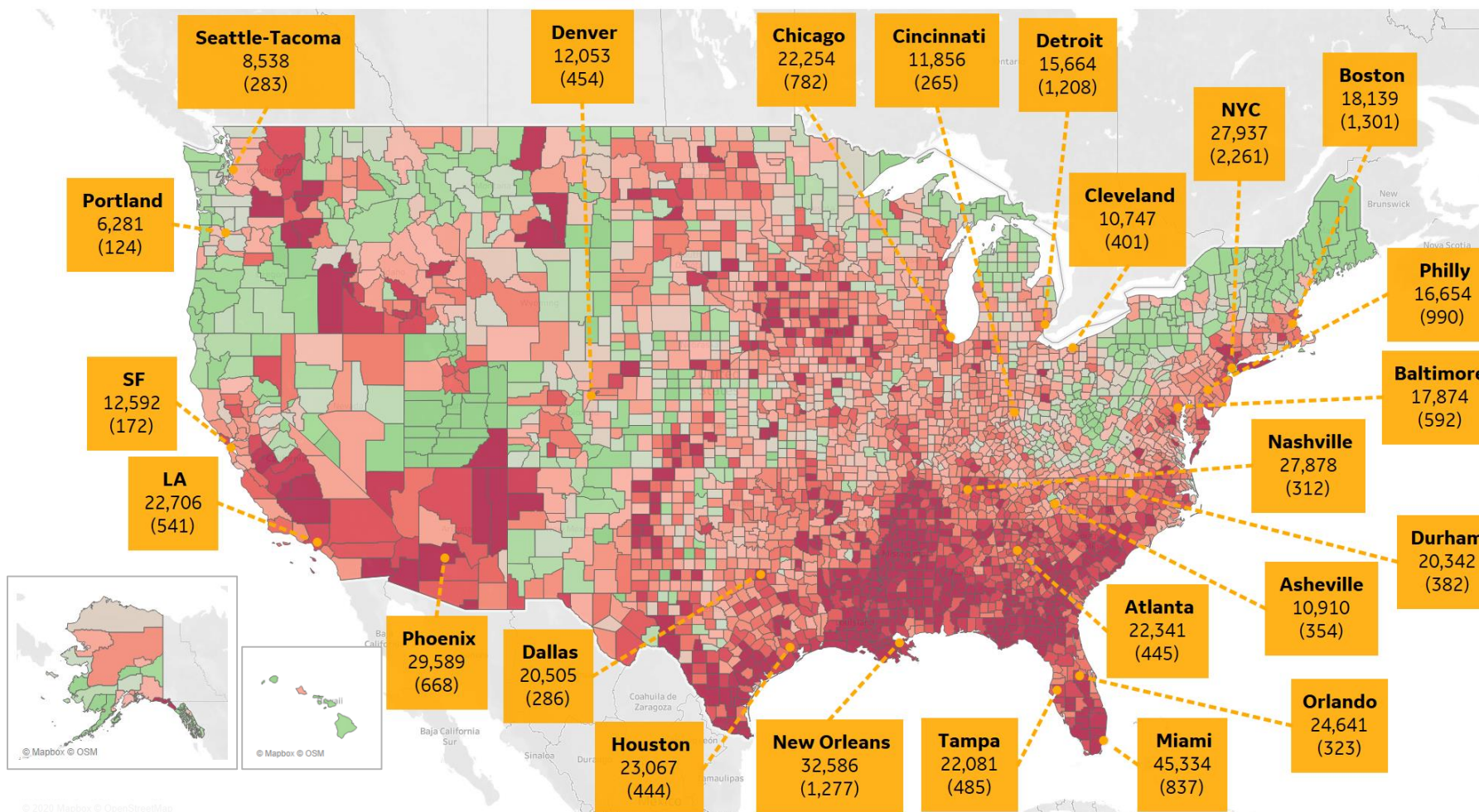
Most Daily New Cases / 1M

Distrito Federal	124
Baja California Sur	118
San Luis Potosí	78
Coahuila	65
Guanajuato	64
Nuevo León	64
Yucatán	62
Tabasco	60
Colima	57
Tamaulipas	49



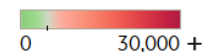


US by County & Metro, Total to Date



Confirmed Cases
(Deaths)
per 1M

Each box reports data for the Metropolitan Statistical Area of the major city listed



Scale different
from other pages

Top 10 Northeast Counties

Total Confirmed Cases / 1M

Rockland County, NY	44,381
Westchester County, NY	38,610
Passaic County, NJ	36,985
Nassau County, NY	33,437
Union County, NJ	31,003
Suffolk County, NY	30,754
Hudson County, NJ	30,198
Orange County, NY	30,010
Suffolk County, MA	28,400
Providence County, RI	27,389

Top 10 Other US Counties

Total Confirmed Cases / 1M

Miami-Dade County, FL	59,785
Nueces County, TX	53,791
Cameron County, TX	51,522
Webb County, TX	44,717
Yakima County, WA	44,230
Jefferson Parish, LA	39,009
Broward County, FL	37,739
Escambia County, FL	36,549
Charleston County, SC	35,315
Davidson County, TN	35,314

Note: Includes counties ≥ 250K population

* New York City counties aggregated into one reporting area



Central & South America



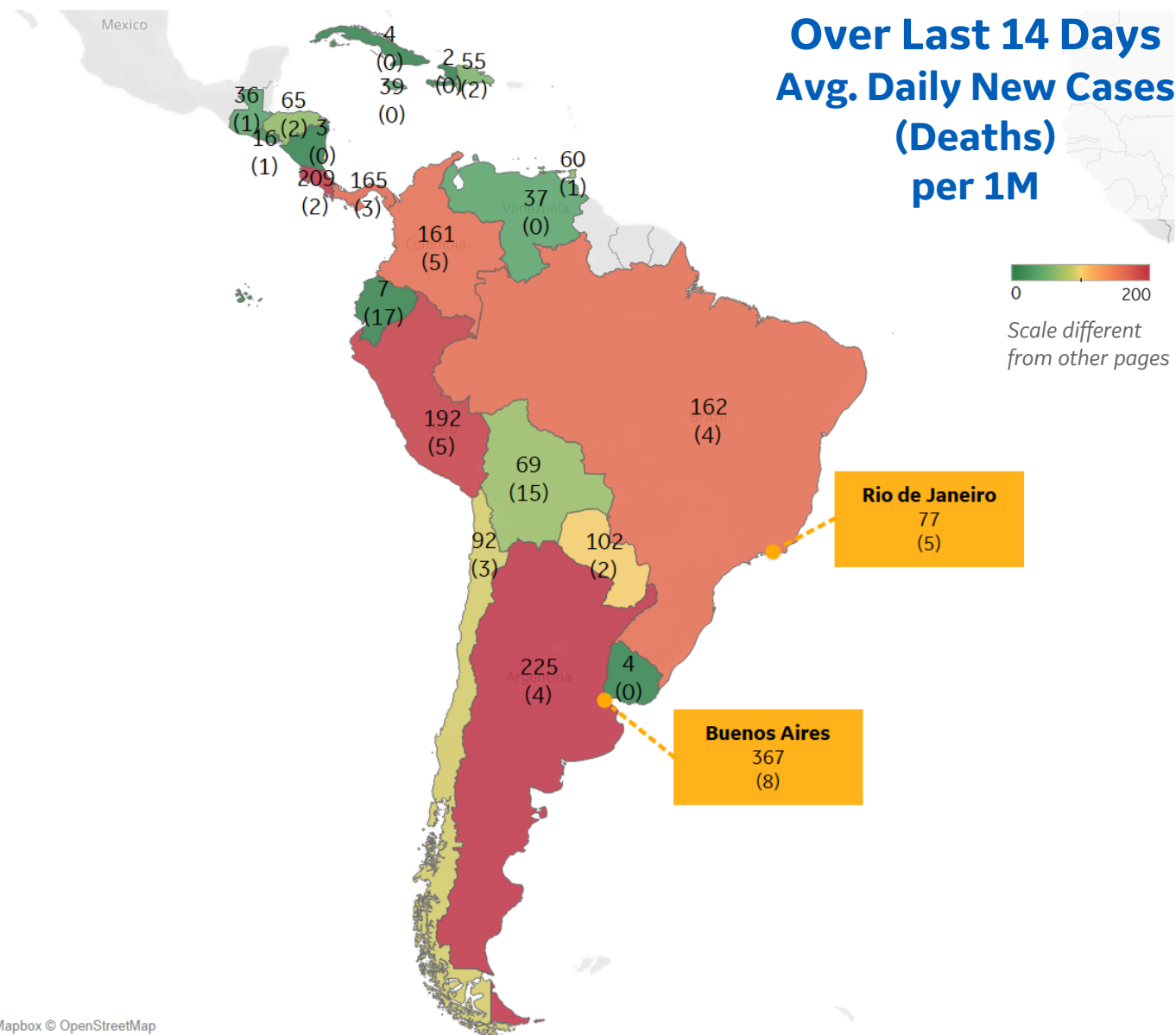
Per 1M in Region

	Today	Change
Active Cases	2,049	-2%
Confirmed	151 new	+1.1%
Deaths	4 new	+1%
Recovered	197 new	+2%

Most Daily New Cases / 1M

Argentina	225
Costa Rica	209
Peru	192
Panama	165
Brazil	162
Colombia	161
Paraguay	102
Chile	92
Bolivia	69
Honduras	65

* Excludes regions with population < 1M





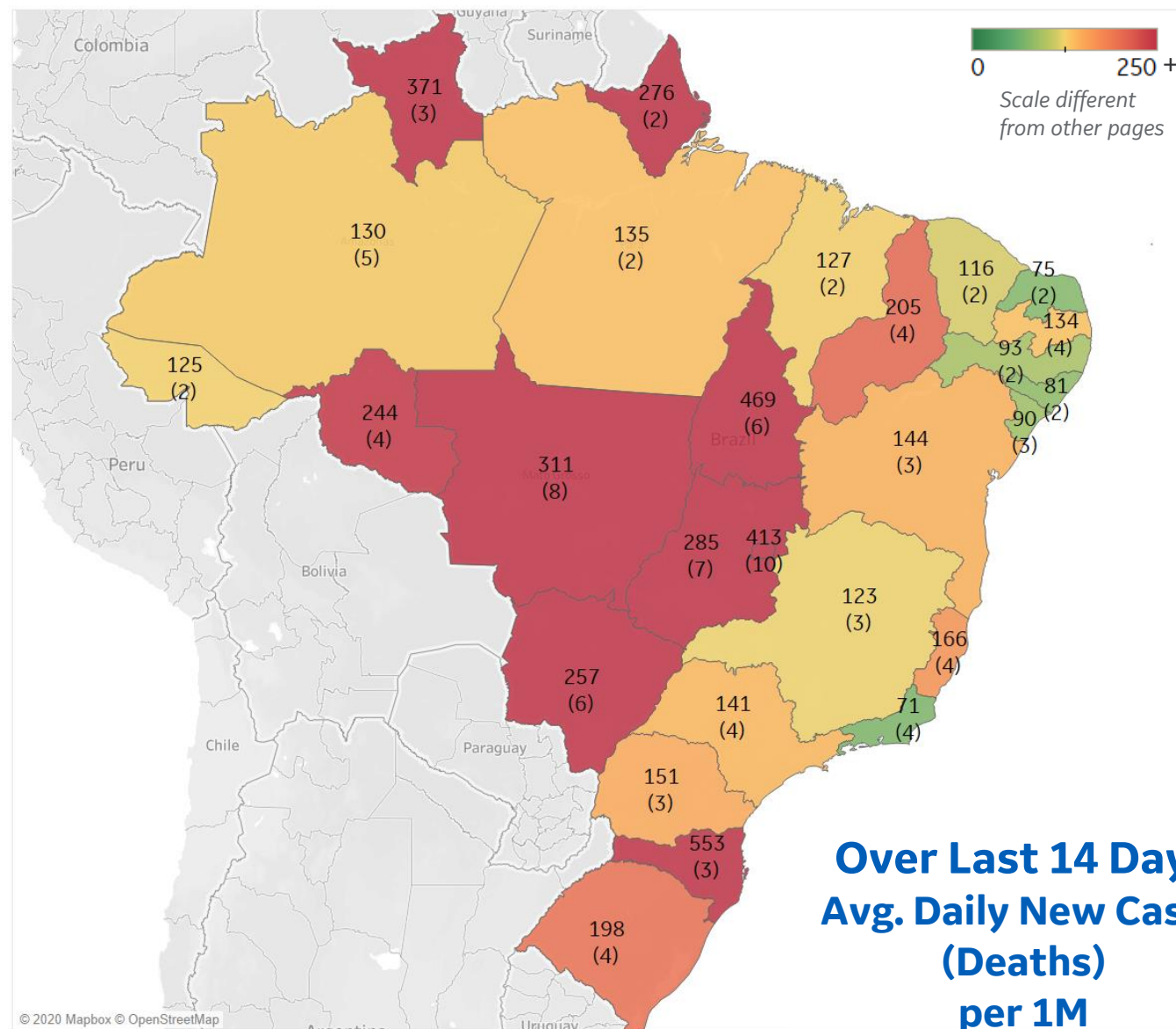
Per 1M in Region

	Today	Change
Active Cases	2,153	-1%
Confirmed	168 new	+1%
Deaths	5 new	+1%
Recovered	184 new	+1%

Most Daily New Cases / 1M

Santa Catarina	553
Tocantins	469
Distrito Federal	413
MatoGrosso	311
Goiás	285
MatoGrosso d..	257
Rondônia	244
Piauí	205
Rio Grande do ..	198
Bahia	144

* Excludes regions with population < 1M





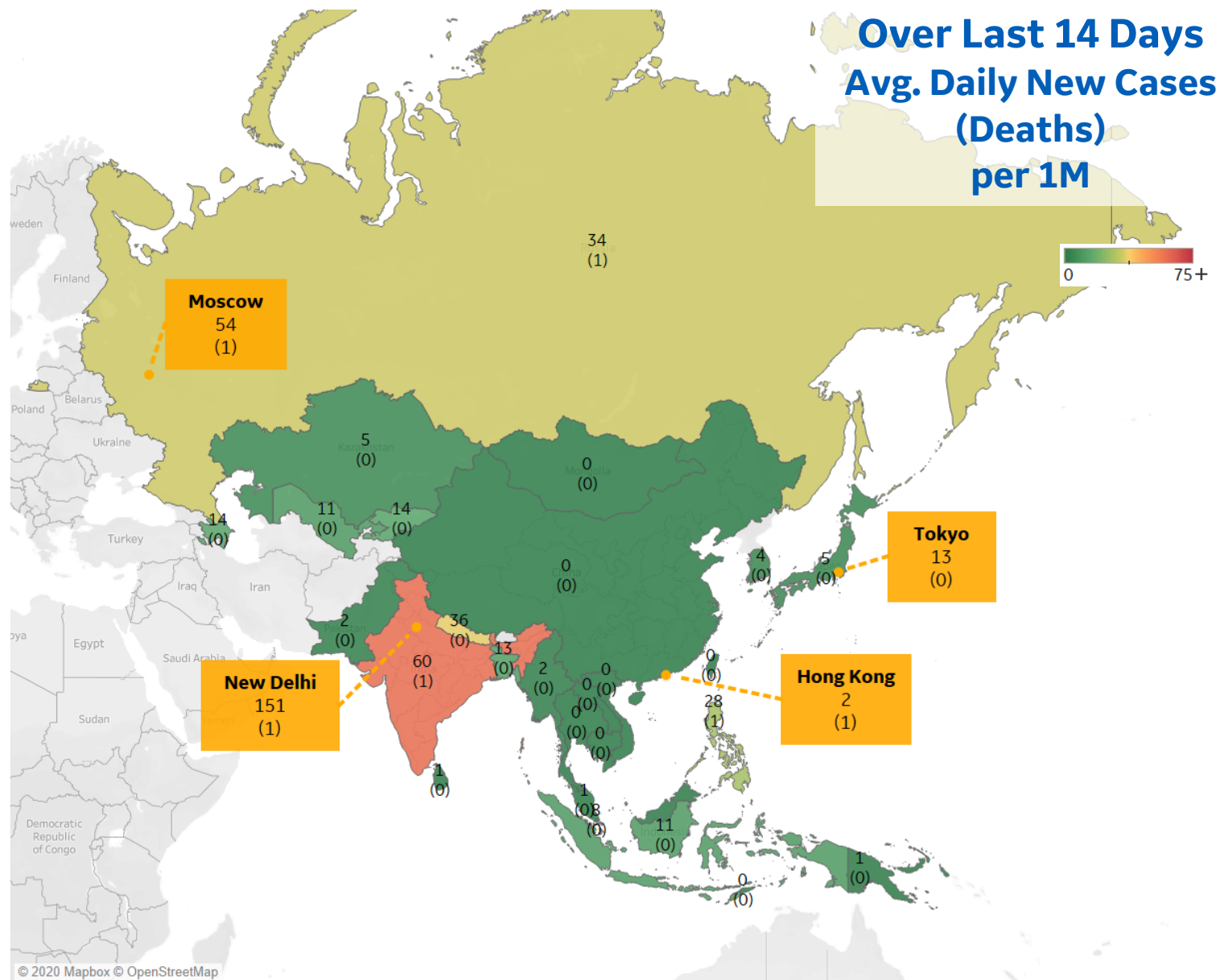
Per 1M in Region

	Today	Change
Active Cases	307	+1.6%
Confirmed	26 new	+2%
Deaths	0.4 new	+1%
Recovered	20 new	+2%

Most Daily New Cases / 1M

India	60
Nepal	36
Russia	34
Philippines	28
Azerbaijan	14
Kyrgyzstan	14
Bangladesh	13
Indonesia	11
Uzbekistan	11
Singapore	8

* Excludes regions with population < 1M





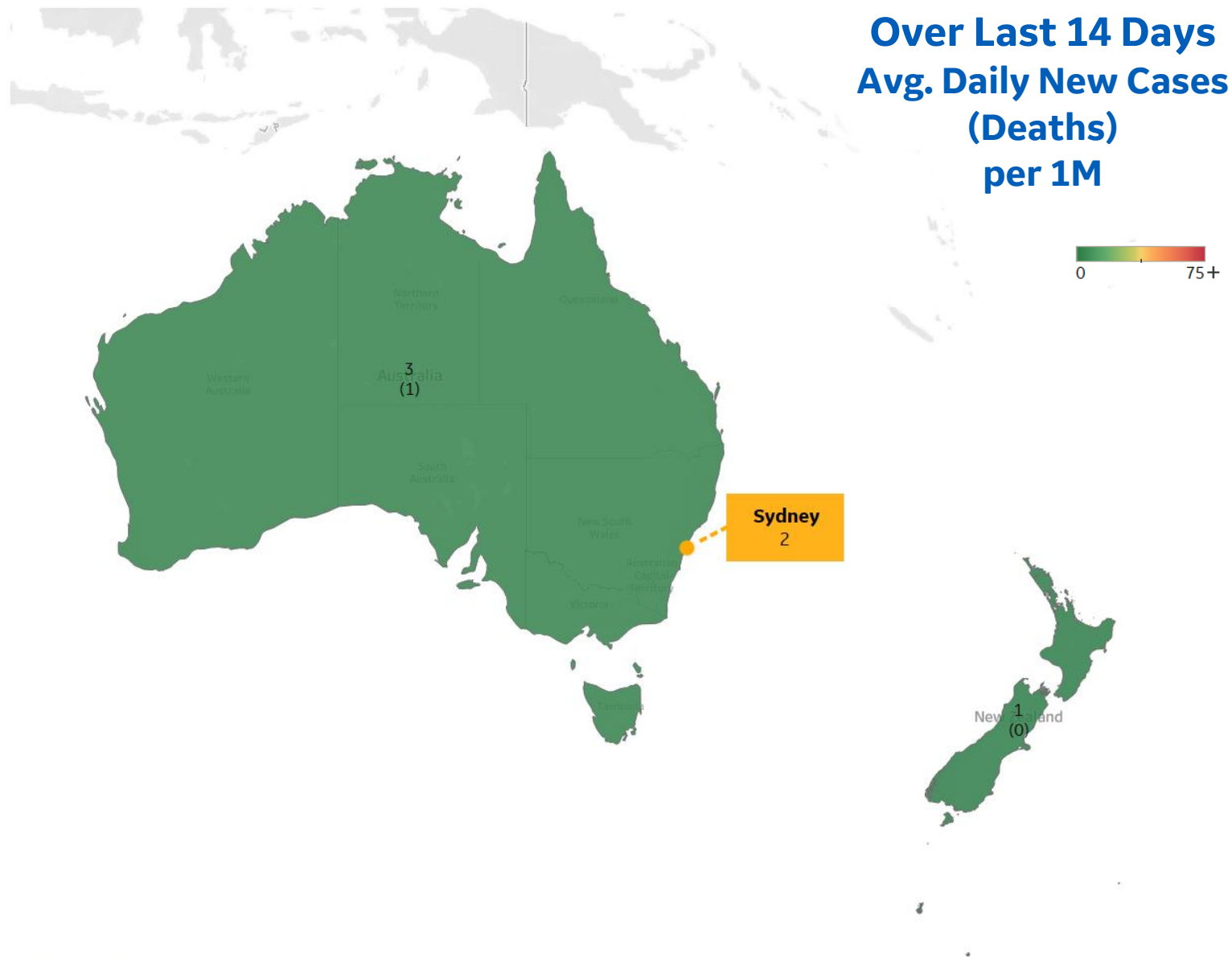
Per 1M in Region

	Today	Change
Active Cases	96	-3%
Confirmed	2 new	+0.2%
Deaths	0.2 new	+1%
Recovered	5 new	+1%

Most Daily New Cases / 1M

Australia	3
New Zealand	1

* Excludes regions with population < 1M





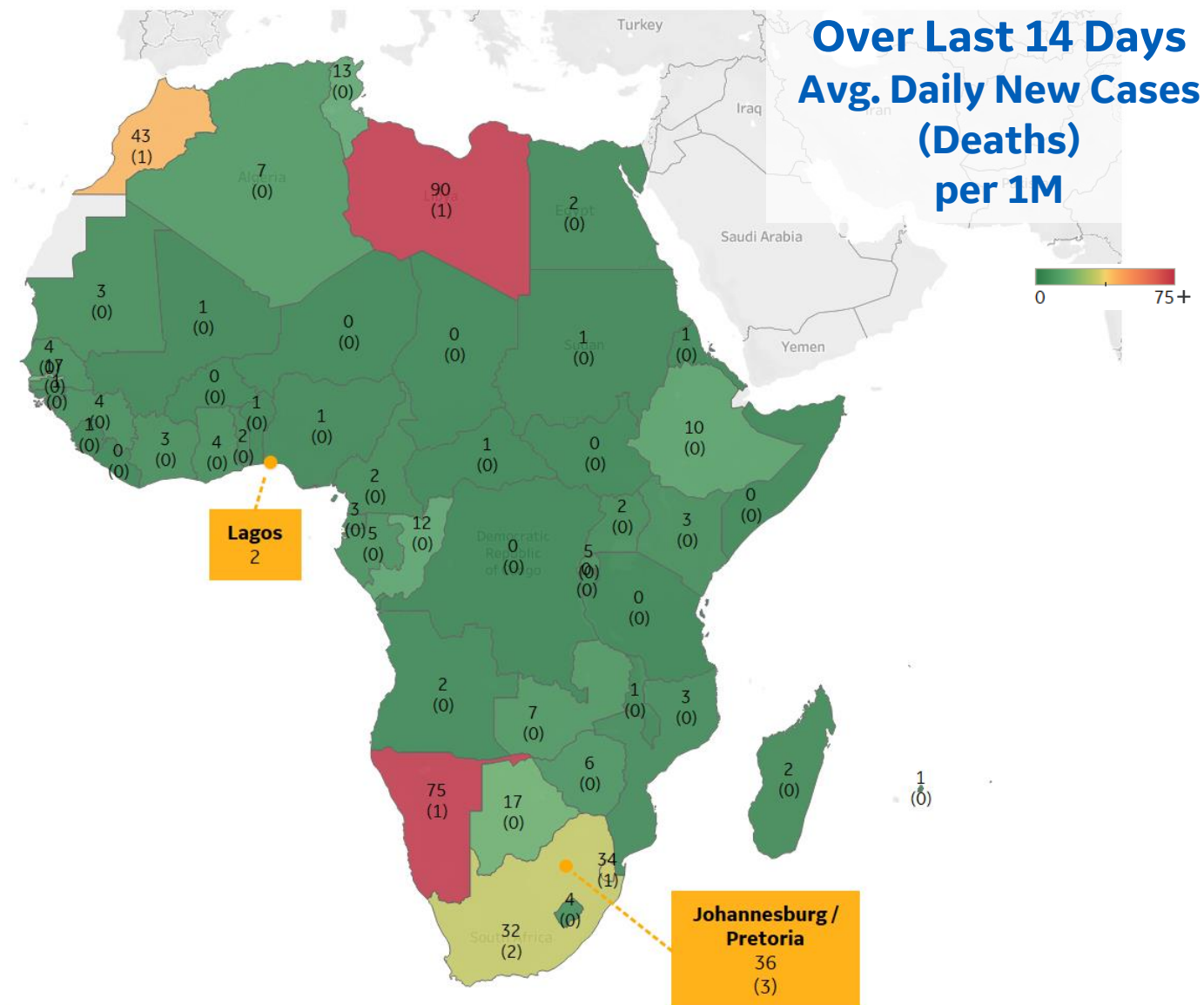
Per 1M in Region

	Today	Change
Active Cases	173	+0%
Confirmed	6 new	+1%
Deaths	0.1 new	+1%
Recovered	6 new	+1%

Most Daily New Cases / 1M

Libya	90
Namibia	75
Morocco	43
Eswatini	34
South Africa	32
Gambia	17
Botswana	17
Tunisia	13
Congo (Brazzavil..)	12
Ethiopia	10

* Excludes regions with population < 1M





** Per 1M = Per 1 Million Population unless otherwise noted

Johns Hopkins Coronavirus Resource Center:

<https://coronavirus.jhu.edu/map.html>

Worldometer Coronavirus Reporting:

<https://www.worldometers.info/coronavirus/>

Public Health England:

<https://www.gov.uk/government/publications/covid-19-track-coronavirus-cases>

US Department of Homeland Security, Homeland Infrastructure Foundation-Level Data:

<https://hifld-geoplatform.opendata.arcgis.com/datasets/hospitals>

City of New York, NYC Health:

<https://www1.nyc.gov/site/doh/covid/covid-19-data.page>

Chicago Coronavirus Latest Data:

<https://www.chicago.gov/city/en/sites/covid-19/home/latest-data.html>

National Health Commission of the PRC:

<http://www.nhc.gov.cn/xcs/yqtb/202003/bf66696029ba420098164607240074f8.shtml>

Korean Centers for Disease Control and Prevention:

http://www.cdc.go.kr/cdc_eng/

CDC, Severe Outcomes Among Patients with Coronavirus Disease 2019 (COVID-19):

<https://www.cdc.gov/mmwr/volumes/69/wr/mm6912e2.htm>

Italian Department of Civil Protection, COVID Monitoring:

<http://opendatadpc.maps.arcgis.com/apps/opsdashboard/index.html#/b0c68bce2cce478eaac82fe38d4138b1>

The COVID Tracking Project:

<https://covidtracking.com/data/>

UK Office for National Statistics

<https://www.ons.gov.uk/peoplepopulationandcommunity/birthsdeathsandmarriages/deaths/bulletins/deathsregisterweeklyinenglandandwalesprovisional/weekending24april2020>

COVID-19 Information for Switzerland:

<https://www.corona-data.ch/>

Provincial Health Services Authority of Canada. BC Center for Disease Control:

<http://www.bccdc.ca/about/news-stories/stories/2020/information-on-novel-coronavirus>

Secretary of Health, Mexico:

<https://www.gob.mx/salud/en>

OECD Economic Outlooks, Statistics:

https://www.oecd-ilibrary.org/economics/data/oecd-economic-outlook-statistics-and-projections_eo-data-en

Public Health Authority of Sweden:

<https://www.folkhalsomyndigheten.se/smittskydd-beredskap/utbrott/aktuella-utbrott/covid-19/bekraftade-fall-i-sverige>

National Public Health Agency of France:

<https://www.santepubliquefrance.fr/regions/ile-de-france/documents/bulletin-regional/2020/covid-19-point-epidemiologique-en-ile-de-france-du-23-avril-2020>

Florida Department of Health, COVID-19 Response:

<https://floridahealthcovid19.gov>

CDC:

<https://www.cdc.gov/covid-data-tracker/index.html#demographics>

CDC Provisional COVID19 Deaths Counts

<https://data.cdc.gov/NCHS/Provisional-COVID-19-Death-Counts-by-Sex-Age-and-S/9bhg-hcku>

Johns Hopkins Coronavirus Resource Center:

<https://coronavirus.jhu.edu/map.html>

WHO Europe, Surveillance Report:

<http://www.euro.who.int/en/health-topics/health-emergencies/coronavirus-covid-19/weekly-surveillance-report>

WHO Europe, Principles for Transition:

<http://www.euro.who.int/en/media-centre/sections/statements/2020/statement-transition-to-a-new-normal-during-the-covid-19-pandemic-must-be-guided-by-public-health-principles>