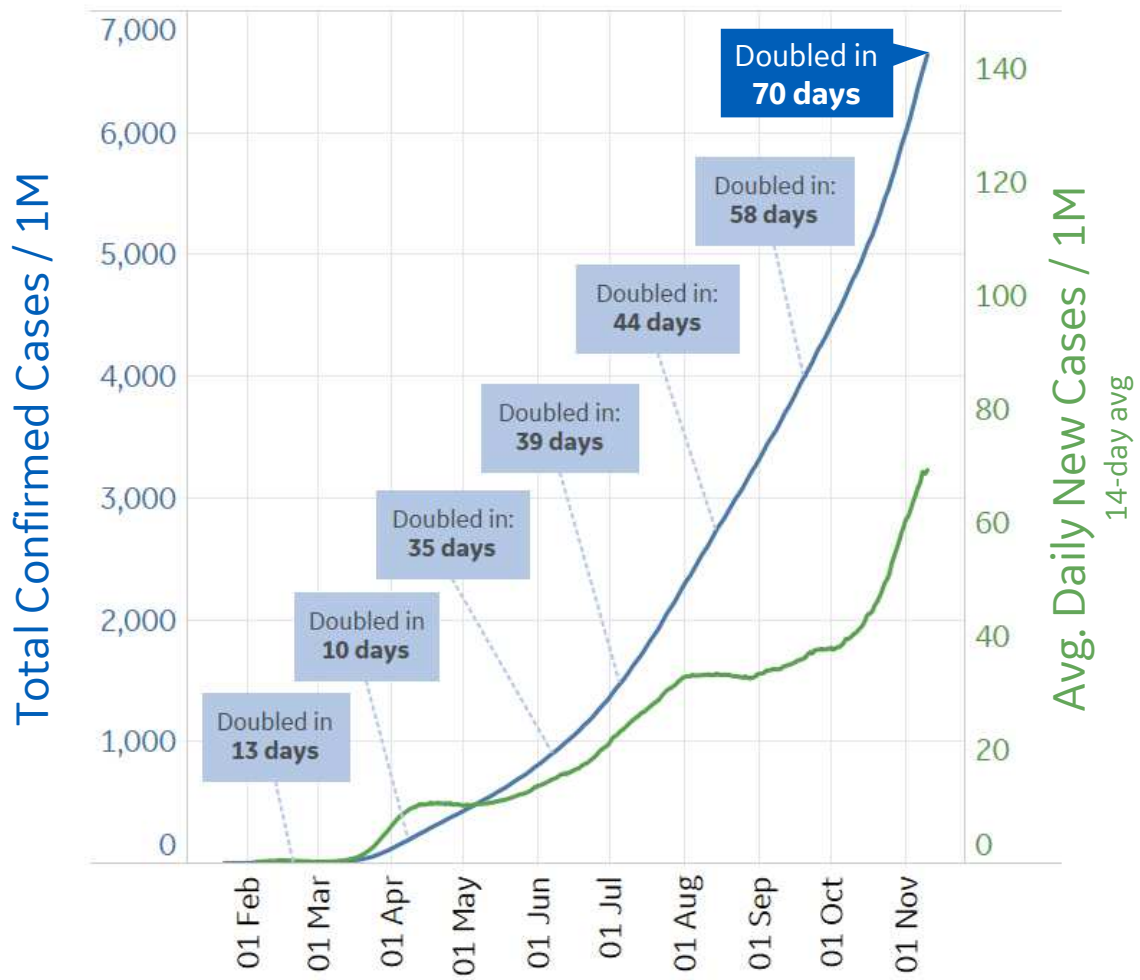




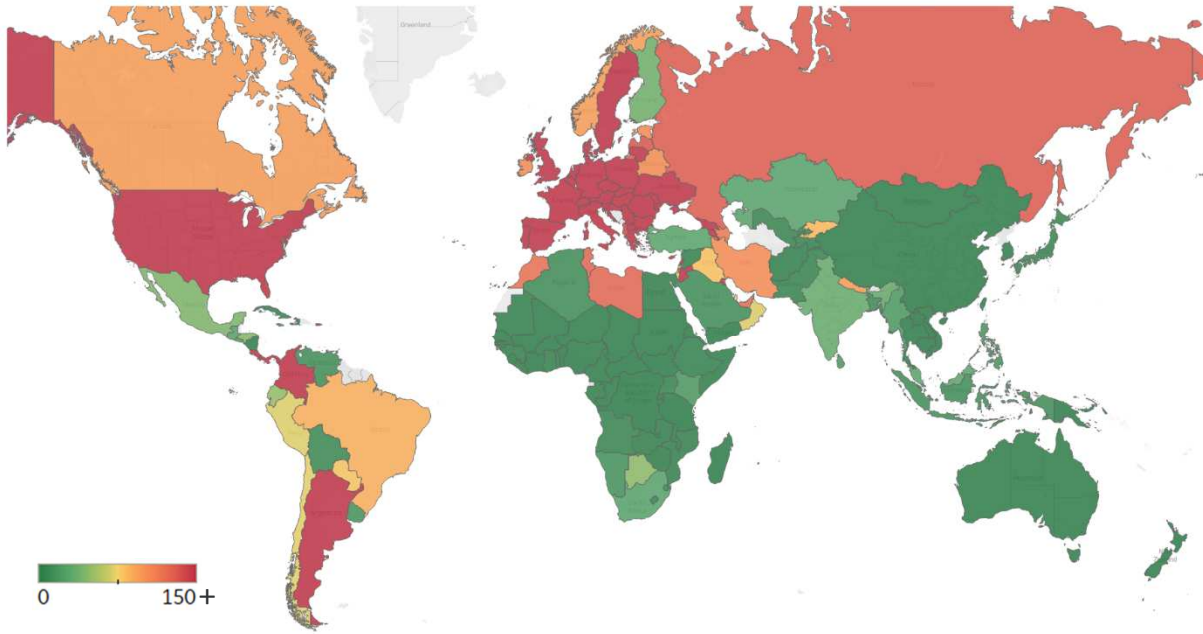
Global Confirmed & Active Cases

Trend since 22 Jan



Avg. Daily New Cases / 1M

Over the last 14 days



Per 1M:	New Today	Change from 30 days ago
Active	35	+62%
Confirmed	69	+37%
Deaths	1	+18%
Recovered	33	+29%
	To Date	Last 30 Days
Worldwide Survival Rate	97.5%	98.6%

Worldwide Survival Rate = (Confirmed - Deaths) / (Confirmed) in a given time period



New Confirmed Cases & New Deaths

Key

World

North America

Europe

Middle East

Cent & South America

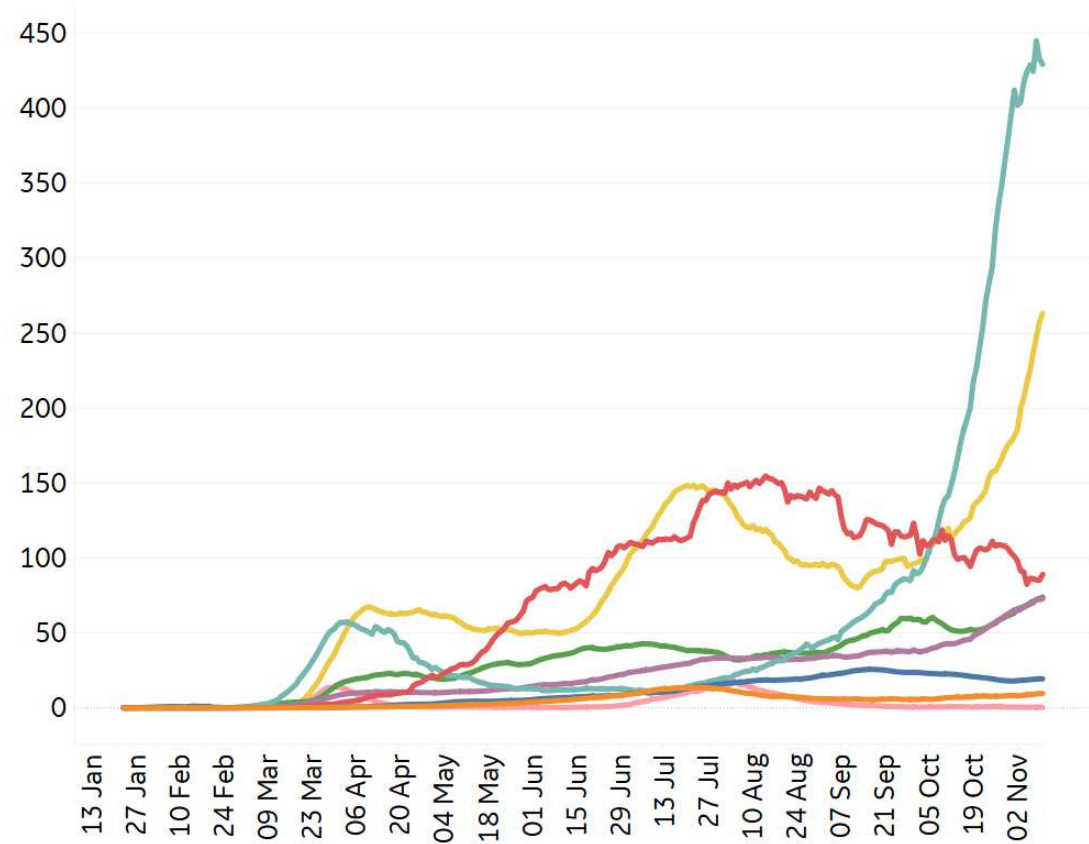
Asia

Africa

Oceania

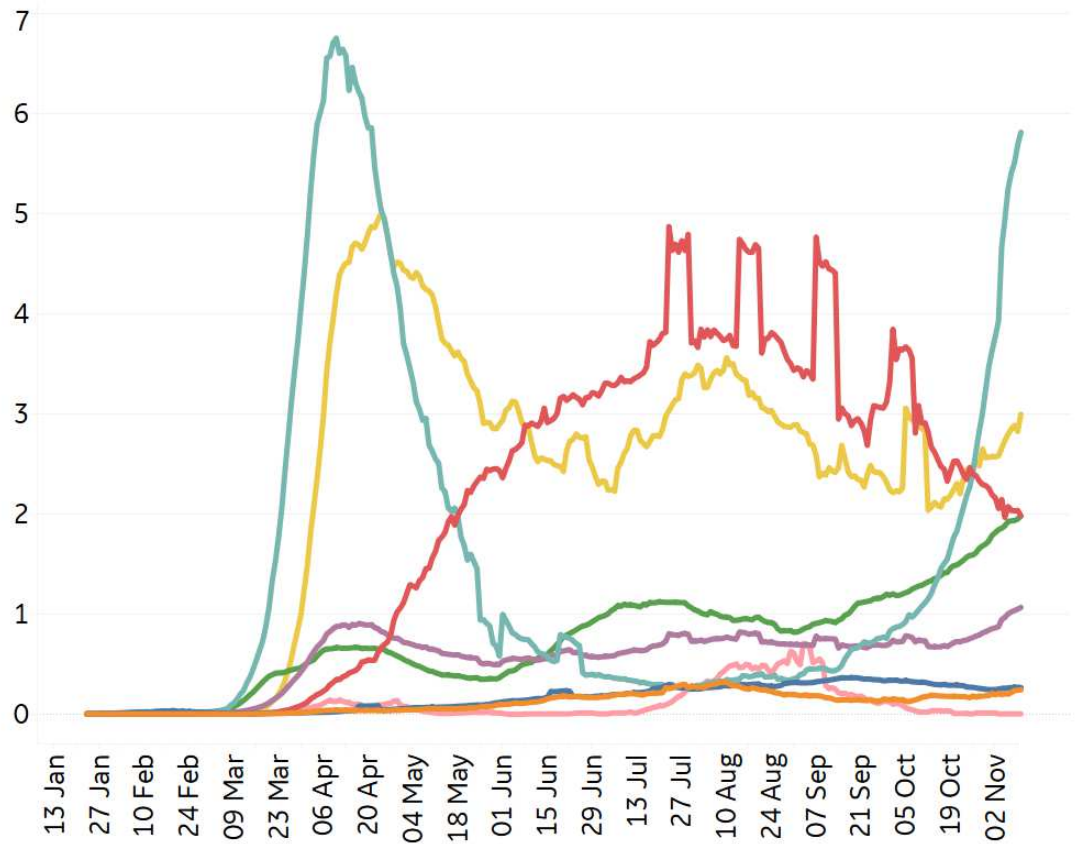
New Confirmed Cases / 1M

7-day rolling average



New Deaths / 1M

7-day rolling average





Top 50 Countries: Per 1M



1 - 25

	Average over last 7 days		Total Since 22 Jan			Change from 14d Ago in 14 day avg of daily new	
	New Confirmed	New Deaths	Total Confirmed	Total Recovered	Total Deaths	Confirmed	Deaths
Belgium	677	18	43,787	2,632	1,170	-8%	218%
Peru	91	2	28,010	25,800	1,060	-10%	-4%
Spain	372	9	29,542	3,216	842	20%	93%
Brazil	89	2	26,811	24,388	766	-20%	-30%
Chile	73	2	27,406	26,163	764	-4%	-7%
Argentina	212	7	27,933	23,938	756	-27%	-14%
Bolivia	9	1	12,222	9,869	755	-30%	-58%
UK	337	5	18,225	N/A**	734	12%	88%
US	366	3	30,973	11,969	724	60%	17%
Italy	557	7	16,464	6,004	700	116%	218%
Panama	189	3	32,748	27,744	653	19%	20%
Colombia	157	4	22,706	19,277	651	12%	6%
France	674	7	28,454	2,072	629	37%	111%
Sweden	392	1	16,065	N/A**	600	207%	63%
North Macedo..	502	9	19,786	11,961	569	102%	59%
Armenia	671	9	36,678	22,555	543	24%	104%
Czechia	892	19	40,142	25,910	497	-5%	93%
Bos. and Herz.	488	14	19,819	9,833	497	83%	183%
Netherlands	365	5	24,875	361	479	-13%	96%
Moldova	216	3	20,722	16,070	478	21%	2%
EU	468	6	18,895	5,270	449	51%	132%
Romania	415	7	16,337	10,989	426	71%	55%
Kosovo	340	5	13,758	8,867	419	366%	686%
Ireland	82	1	13,344	4,732	398	-51%	22%
Switzerland	873	9	27,176	14,166	348	77%	1868%

26 - 50

	Average over last 7 days		Total Since 22 Jan			Change from 14d Ago in 14 day avg of daily new	
	New Confirmed	New Deaths	Total Confirmed	Total Recovered	Total Deaths	Confirmed	Deaths
South Africa	28	1	12,481	11,519	336	-4%	-12%
Israel	68	2	37,047	35,797	310	-41%	-53%
Portugal	529	5	18,362	10,482	296	78%	149%
Costa Rica	181	2	23,275	14,319	295	-12%	-16%
Slovenia	641	13	22,472	12,029	291	29%	275%
Iraq	82	1	12,563	10,807	284	-10%	-6%
Hungary	475	9	12,310	2,855	269	132%	97%
Bulgaria	469	9	11,998	3,713	266	140%	190%
Oman	66	1	23,280	21,409	258	-23%	-25%
Poland	675	9	15,684	6,095	221	116%	148%
Russia	139	2	12,353	9,195	212	22%	26%
Croatia	562	8	17,110	13,362	211	79%	182%
Dom. Rep.	43	0	12,088	10,026	209	2%	0%
Bahrain	122	1	49,255	47,847	195	-32%	-52%
Kuwait	177	1	31,233	29,072	192	-1%	-23%
Austria	740	5	18,305	10,955	166	174%	243%
Jordan	482	6	11,857	906	136	102%	62%
Georgia	685	6	15,956	11,880	131	63%	108%
West Bank an..	126	1	13,005	11,255	117	25%	12%
Lebanon	245	2	14,198	7,818	110	26%	43%
Belarus	105	0	11,461	9,699	108	36%	-14%
Qatar	75	0	46,741	45,724	81	-9%	-70%
Slovakia	355	4	14,126	3,978	71	23%	86%
UAE	119	0	14,598	14,125	52	-12%	6%
Total World	73	1	6,642	4,330	164	28%	30%

*Change from 14d ago:
Compares 14d-avgs. of Daily New Cases/Deaths
today with 14d-avgs. from 14d ago

Confirmed cases in **Poland** increased 43% in the last 7 days (+4,273 cases per 1M)

Sorted by Total Deaths / 1M
Top 50 countries selected by Cases / 1M
Excluded countries with population < 1M

N/A** due to inconsistent reporting of Recovered Cases



Top 50 Countries: Raw Volume

Updated 11 Nov 2020, 3:30 GMT

4

1 - 25

	Average over last 7 days		Total Since 22 Jan			Change from 14d Ago in 14 day avg of daily new	
	New Confirmed	New Deaths	Total Confirmed	Total Recovered	Total Deaths	Confirmed	Deaths
US	121,153	974	10,252,129	3,961,873	239,671	60%	17%
EU	208,219	2,770	8,412,914	2,346,551	199,708	51%	132%
Brazil	18,994	329	5,699,005	5,183,970	162,802	-20%	-30%
India	46,019	566	8,636,011	8,013,783	127,571	-14%	-20%
Mexico	5,732	464	978,531	824,355	95,842	2%	12%
UK	22,871	360	1,237,198	N/A**	49,861	12%	88%
Italy	33,662	417	995,463	363,023	42,330	116%	218%
France	44,019	450	1,857,309	135,216	41,062	37%	111%
Spain	17,407	407	1,381,218	150,376	39,345	20%	93%
Iran	9,368	435	703,288	530,694	39,202	65%	40%
Peru	3,003	67	923,527	850,670	34,943	-10%	-4%
Argentina	9,600	304	1,262,476	1,081,897	34,183	-27%	-14%
Colombia	7,995	183	1,155,356	980,866	33,128	12%	6%
Russia	20,238	327	1,802,762	1,341,868	30,899	22%	26%
South Africa	1,631	59	740,254	683,194	19,951	-4%	-12%
Indonesia	3,710	88	444,348	375,741	14,761	-14%	-16%
Chile	1,386	42	523,907	500,142	14,611	-4%	-7%
Belgium	7,848	205	507,475	30,504	13,561	-8%	218%
Ecuador	800	22	175,711	154,956	12,849	-17%	-26%
Germany	19,795	152	715,693	446,402	11,781	100%	278%
Iraq	3,288	52	505,310	434,665	11,432	-10%	-6%
Turkey	2,463	83	399,360	342,501	11,059	21%	12%
Canada	4,080	51	276,479	224,912	10,693	40%	86%
Ukraine	9,980	181	493,544	223,530	9,018	44%	48%
Bolivia	104	8	142,664	115,199	8,808	-30%	-58%

26 - 50

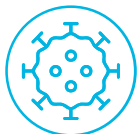
	Average over last 7 days		Total Since 22 Jan			Change from 14d Ago in 14 day avg of daily new	
	New Confirmed	New Deaths	Total Confirmed	Total Recovered	Total Deaths	Confirmed	Deaths
Poland	25,535	325	593,592	230,661	8,375	116%	148%
Netherlands	6,255	82	426,227	6,185	8,211	-13%	96%
Romania	7,980	130	314,295	211,408	8,186	71%	55%
Philippines	1,798	49	399,749	361,919	7,661	-6%	-11%
Pakistan	1,516	22	348,184	320,065	7,021	85%	66%
Bangladesh	1,568	18	423,620	341,416	6,108	8%	3%
Sweden	3,958	10	162,240	N/A**	6,057	207%	63%
Saudi Arabia	421	17	351,455	338,281	5,576	5%	2%
Czechia	9,556	201	429,880	277,473	5,323	-5%	93%
Morocco	5,086	75	265,165	216,851	4,425	31%	29%
Portugal	5,399	55	187,237	106,878	3,021	78%	149%
Switzerland	7,557	77	235,202	122,600	3,013	77%	1868%
Panama	816	12	141,302	119,707	2,817	19%	20%
Israel	590	13	320,661	309,840	2,684	-41%	-53%
Hungary	4,593	89	118,918	27,585	2,596	132%	97%
Dom. Rep.	469	2	131,131	108,765	2,269	2%	0%
Costa Rica	921	12	118,566	72,941	1,502	-12%	-16%
Austria	6,667	44	164,866	98,663	1,499	174%	243%
Jordan	4,915	60	120,982	9,249	1,386	102%	62%
Oman	337	7	118,884	109,330	1,316	-23%	-25%
Nepal	2,878	21	199,760	160,577	1,148	-13%	28%
Kuwait	757	5	133,381	124,156	821	-1%	-23%
UAE	1,177	2	144,385	139,701	518	-12%	6%
Qatar	217	0	134,663	131,733	233	-9%	-70%
Total World	563,165	8,241	51,456,775	33,544,236	1,272,094	28%	30%

*Change from 14d ago:
Compares 14d-avgs. of Daily New Cases/Deaths
today with 14d-avgs. from 14d ago

Jordan saw a 43% increase in deaths in the last 7 days (+419 deaths)

Sorted by Raw Total Deaths
Top 50 countries selected by Total Cases
Excluded countries with population < 1M

N/A** due to inconsistent reporting of Recovered Cases



United States: Per 1M



1 - 25

	Average over last 7 days		Total Since 22 Jan			Change from 14d Ago* in 14 day avg of daily new	
	New Confirmed	New Deaths	Total Confirmed	Total Recovered	Total Deaths	Confirmed	Deaths
New Jersey	283	1	29,320	4,324	1,853	79%	25%
New York	136	N/A	27,356	4,156	1,733	53%	-69%
Massachusetts	276	3	25,373	19,100	1,478	73%	15%
Connecticut	325	3	23,267	2,749	1,320	106%	81%
Louisiana	305	3	41,882	37,044	1,303	67%	-4%
Mississippi	318	5	43,055	37,441	1,169	8%	17%
Rhode Island	574	3	36,624	2,822	1,168	64%	0%
DC	131	2	25,750	19,804	931	51%	86%
North Dakota	1,718	22	73,947	57,671	884	58%	66%
Arizona	261	3	36,151	6,001	851	72%	143%
Illinois	845	5	40,340	N/A	840	106%	43%
Michigan	536	5	24,557	12,915	810	113%	54%
Florida	236	2	39,677	N/A	803	38%	-24%
S. Carolina	216	3	36,463	18,988	789	11%	-17%
Georgia	230	3	38,771	N/A	778	190%	8%
Delaware	247	1	27,842	14,661	741	54%	33%
Pennsylvania	268	3	19,063	13,422	709	70%	23%
Indiana	664	6	32,580	20,348	703	85%	44%
Maryland	211	2	25,921	1,374	700	59%	30%
Arkansas	460	5	41,167	36,197	700	23%	4%
Texas	296	3	34,845	28,491	667	35%	30%
Alabama	310	4	42,129	17,228	636	5%	0%
South Dakota	1,369	15	64,809	45,440	610	46%	90%
Nevada	430	2	36,460	831	604	53%	32%
Iowa	1,336	5	51,925	32,640	602	164%	15%

26 - 51

	Average over last 7 days		Total Since 22 Jan			Change from 14d Ago* in 14 day avg of daily new	
	New Confirmed	New Deaths	Total Confirmed	Total Recovered	Total Deaths	Confirmed	Deaths
New Mexico	566	7	27,445	11,187	546	52%	165%
Missouri	635	5	35,963	N/A	539	58%	5%
Tennessee	489	5	42,428	37,507	538	15%	13%
Minnesota	825	5	33,634	27,191	488	127%	53%
Ohio	432	2	22,370	16,176	475	89%	39%
California	159	1	25,041	N/A	457	39%	-26%
N. Carolina	232	3	28,360	24,954	444	14%	14%
Virginia	171	1	22,835	2,544	437	36%	-44%
Montana	801	8	38,503	22,337	432	21%	78%
Colorado	588	3	24,038	1,517	421	113%	130%
Wisconsin	1,050	7	50,462	36,835	411	50%	58%
Idaho	672	5	42,208	18,484	400	24%	77%
Kansas	597	4	36,249	976	391	102%	-15%
Nebraska	1,010	5	45,354	25,493	377	89%	18%
Oklahoma	492	3	35,420	29,839	367	29%	16%
New Hampshire	155	1	9,501	7,526	360	91%	-26%
Kentucky	424	3	27,900	5,185	356	39%	2%
Washington	188	2	15,760	N/A	326	73%	15%
West Virginia	297	6	16,358	11,996	305	59%	155%
Wyoming	1,141	8	33,247	19,176	219	94%	150%
Utah	803	2	42,853	29,936	210	55%	68%
Oregon	185	1	12,307	1,392	175	81%	24%
Hawaii	101	0	11,526	8,446	157	29%	-83%
Alaska	661	2	28,477	9,789	126	26%	120%
Maine	121	1	5,996	4,538	116	231%	233%
Vermont	52	0	3,946	3,103	95	54%	N/A

*Change from 14d ago:
Compares 14d-avgs. of Daily New Cases/Deaths
today with 14d-avgs. from 14d ago

Compared to 14 days ago, average new cases are trending up in **all states**
and average new deaths are trending up in **38 states**

Sorted by Total Deaths / 1M

N/As due to states revising and updating case counts



United States: Raw Volume



1 - 25

	Average over last 7 days		Total Since 22 Jan			Change from 14d Ago* in 14 day avg of daily new	
	New Confirmed	New Deaths	Total Confirmed	Total Recovered	Total Deaths	Confirmed	Deaths
New York	2,642	N/A	532,180	80,854	33,705	53%	-69%
Texas	8,580	101	1,010,364	826,116	19,337	35%	30%
California	6,290	46	989,432	N/A	18,066	39%	-26%
Florida	5,068	51	852,174	N/A	17,248	38%	-24%
New Jersey	2,515	13	260,430	38,407	16,461	79%	25%
Illinois	10,703	69	511,183	N/A	10,645	106%	43%
Massachusetts	1,899	21	174,881	131,646	10,184	73%	15%
Pennsylvania	3,425	34	244,046	171,833	9,079	70%	23%
Georgia	2,447	34	411,652	N/A	8,264	190%	8%
Michigan	5,356	48	245,252	128,981	8,094	113%	54%
Arizona	1,902	25	263,133	43,682	6,192	72%	143%
Louisiana	1,419	15	194,702	172,210	6,058	67%	-4%
Ohio	5,049	25	261,482	189,079	5,547	89%	39%
Indiana	4,467	42	219,338	136,988	4,731	85%	44%
Connecticut	1,159	10	82,953	9,800	4,707	106%	81%
N. Carolina	2,438	29	297,442	261,719	4,660	14%	14%
Maryland	1,278	10	156,709	8,305	4,233	59%	30%
S. Carolina	1,112	13	187,738	97,765	4,062	11%	-17%
Virginia	1,462	9	194,912	21,716	3,726	36%	-44%
Tennessee	3,342	31	289,749	256,143	3,672	15%	13%
Mississippi	947	14	128,138	111,430	3,480	8%	17%
Missouri	3,897	33	220,720	N/A	3,307	58%	5%
Alabama	1,520	19	206,567	84,471	3,120	5%	0%
Minnesota	4,655	28	189,681	153,347	2,752	127%	53%
Washington	1,429	12	120,011	N/A	2,482	73%	15%

26 - 51

	Average over last 7 days		Total Since 22 Jan			Change from 14d Ago* in 14 day avg of daily new	
	New Confirmed	New Deaths	Total Confirmed	Total Recovered	Total Deaths	Confirmed	Deaths
Colorado	3,388	17	138,427	8,738	2,427	113%	130%
Wisconsin	6,112	42	293,812	214,469	2,395	50%	58%
Arkansas	1,388	16	124,235	109,235	2,112	23%	4%
Iowa	4,214	17	163,827	102,981	1,898	164%	15%
Nevada	1,326	7	112,304	2,560	1,859	53%	32%
Kentucky	1,895	12	124,646	23,165	1,590	39%	2%
Oklahoma	1,947	11	140,157	118,074	1,451	29%	16%
Rhode Island	608	4	38,798	2,989	1,237	64%	0%
New Mexico	1,187	14	57,547	23,457	1,144	52%	165%
Kansas	1,739	12	105,604	2,842	1,139	102%	-15%
Oregon	778	5	51,909	5,870	737	81%	24%
Nebraska	1,953	10	87,733	49,314	730	89%	18%
Delaware	241	1	27,112	14,276	722	54%	33%
Idaho	1,201	10	75,428	33,032	714	24%	77%
North Dakota	1,309	17	56,352	43,949	674	58%	66%
Utah	2,573	7	137,385	95,975	672	55%	68%
DC	93	1	18,173	13,977	657	51%	86%
West Virginia	531	11	29,316	21,499	546	59%	155%
South Dakota	1,211	13	57,334	40,199	540	46%	90%
New Hampshire	210	1	12,919	10,233	489	91%	-26%
Montana	856	9	41,151	23,873	462	21%	78%
Hawaii	143	0	16,320	11,958	222	29%	-83%
Maine	162	1	8,060	6,100	156	231%	233%
Wyoming	660	5	19,242	11,098	127	94%	150%
Alaska	483	1	20,832	7,161	92	26%	120%
Vermont	32	0	2,462	1,936	59	54%	N/A

*Change from 14d ago:
Compares 14d-avgs. of Daily New Cases/Deaths
today with 14d-avgs. from 14d ago

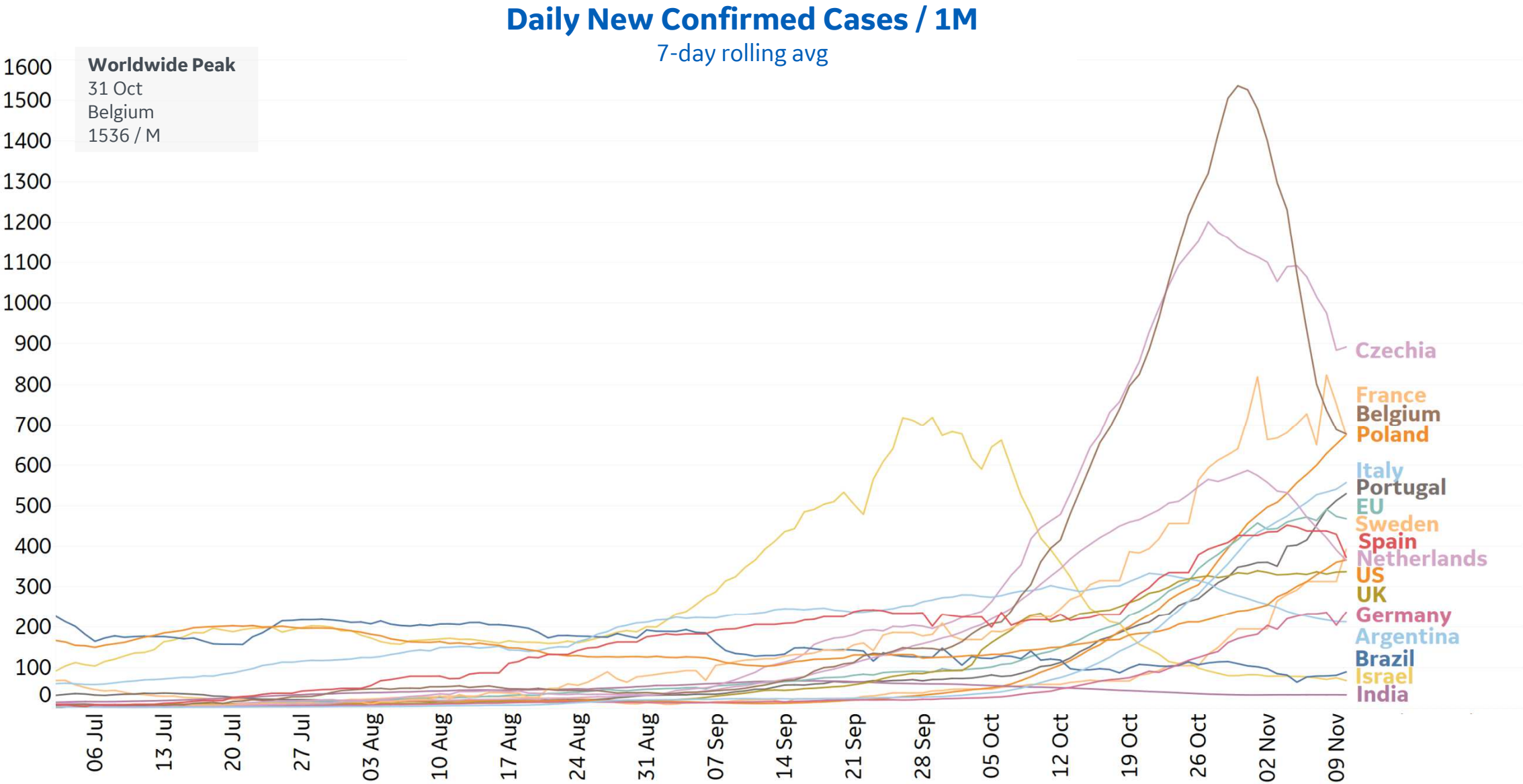
Today marks a new all-time high in new cases across the **US** (+136,325 new cases)

Sorted by Raw Total Deaths

N/As due to states revising and updating case counts



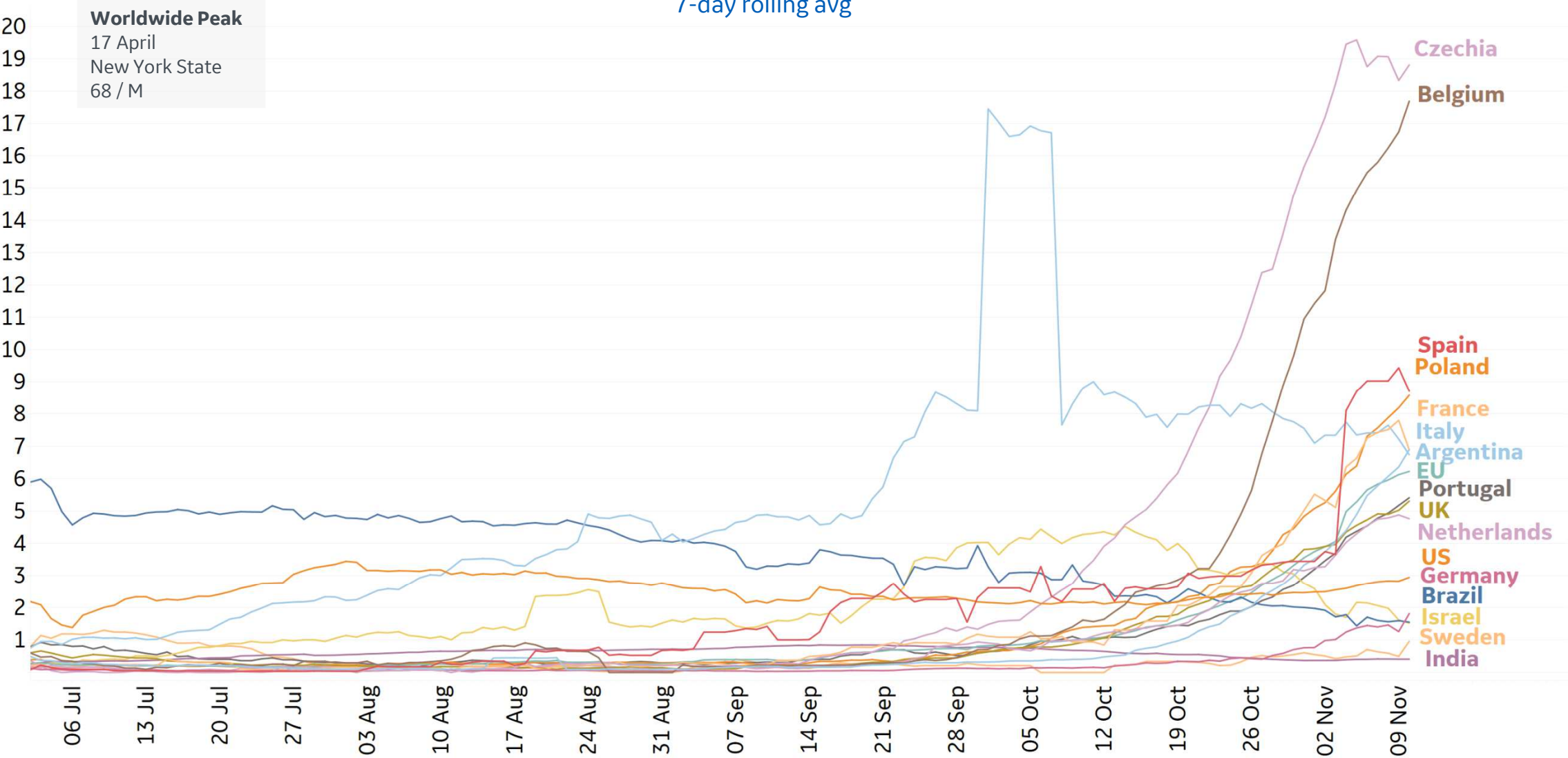
New Confirmed Cases in Select Countries





New Deaths in Select Countries

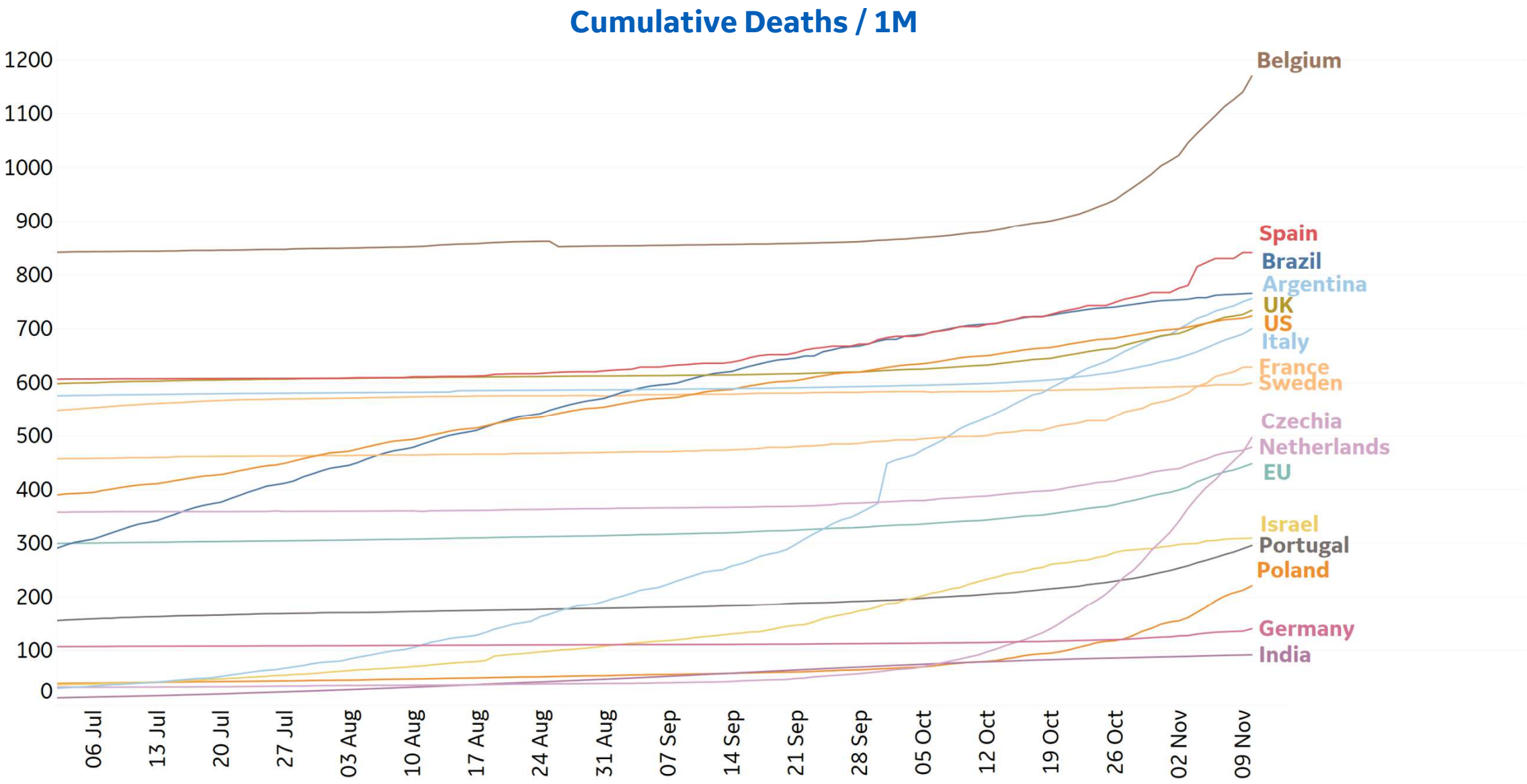
Daily New Deaths / 1M
7-day rolling avg



*Large jump in Argentina's daily new deaths due to batched reporting of previously unreported fatalities on 1 Oct

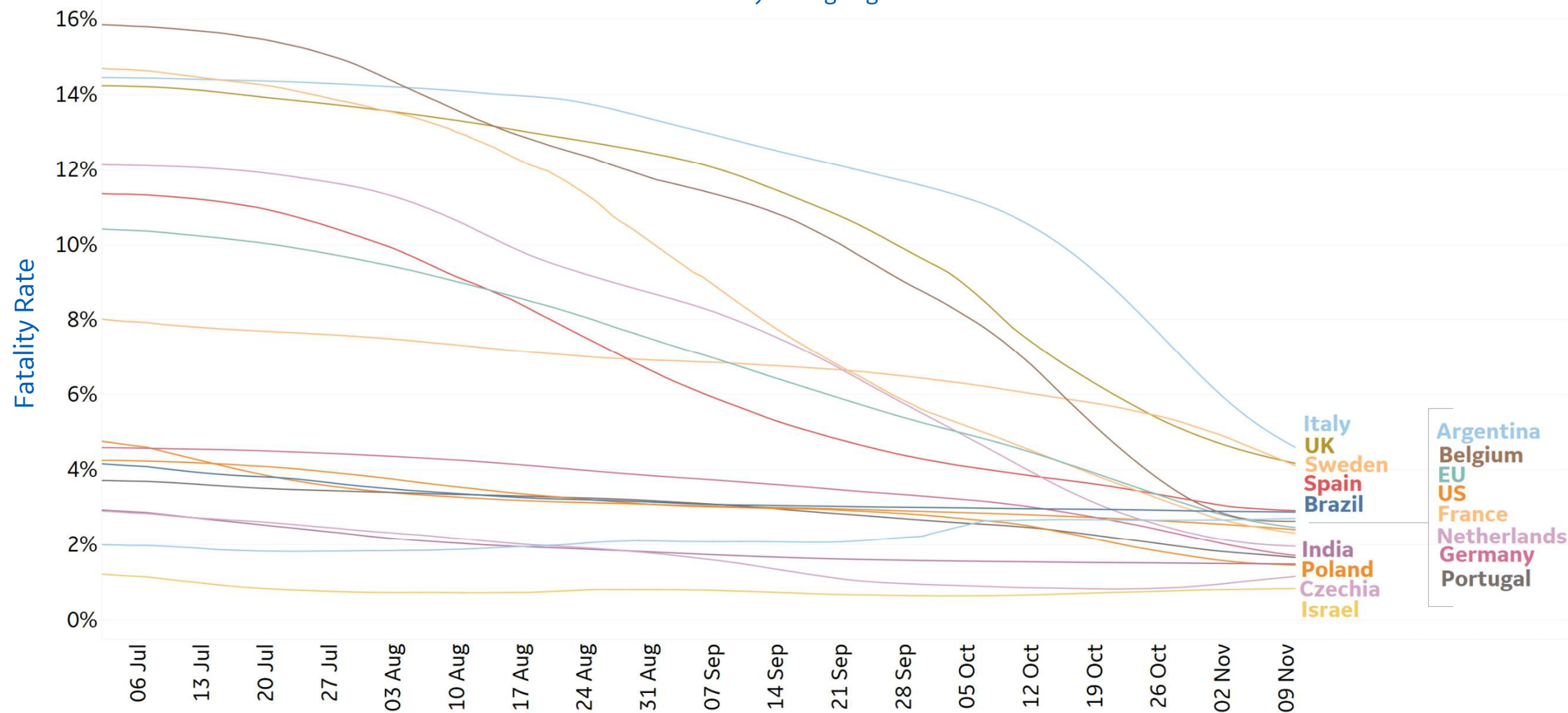


Cumulative Deaths in Select Countries





7-day rolling avg





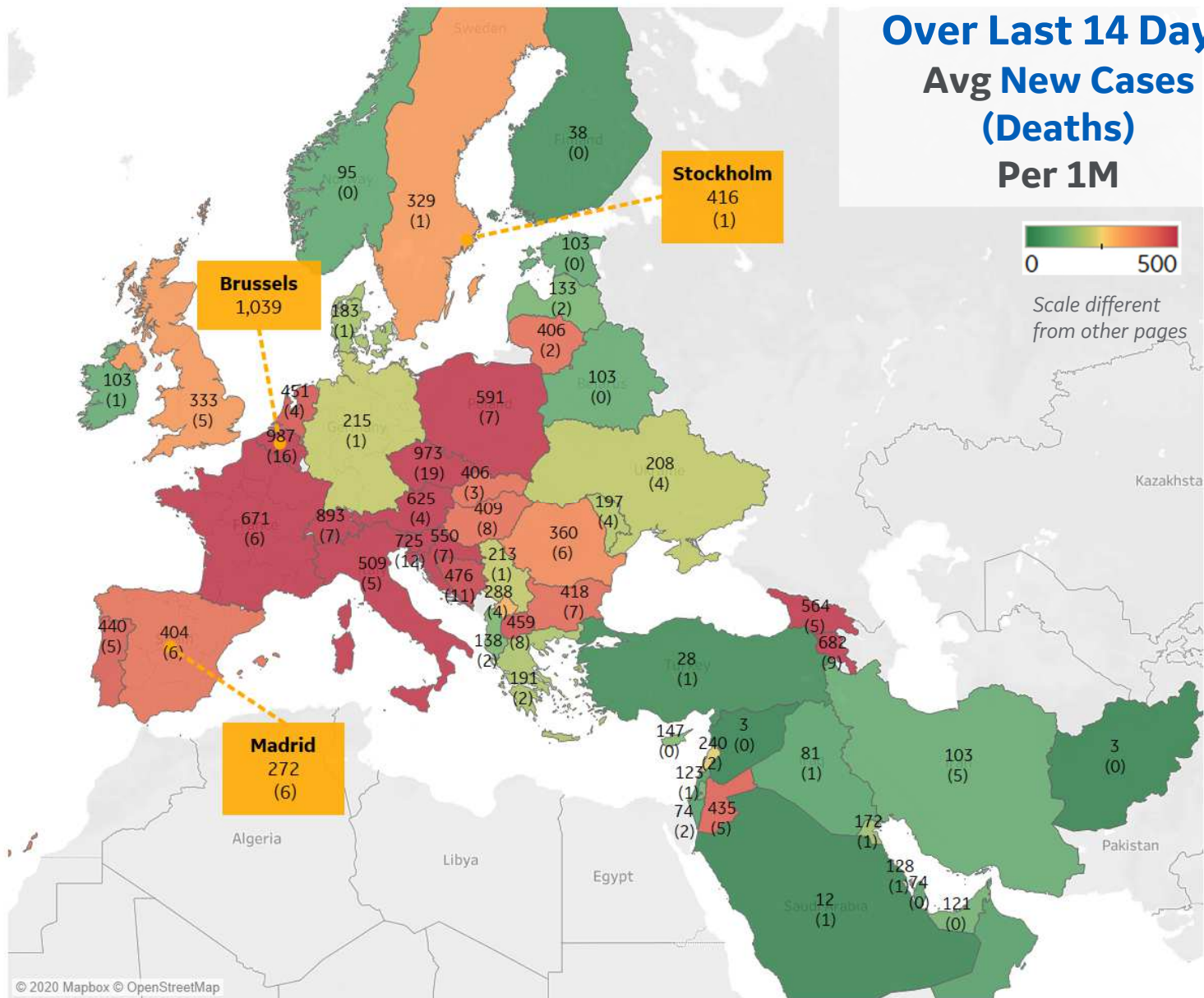
Per 1M in Region

	Today	Change
Active Cases	8,408	+1%
Confirmed	249 new	+2%
Deaths	5 new	+1%
Recovered	159 new	+3%

Most Daily New Cases / 1M

Belgium	987
Czechia	973
Switzerland	893
Slovenia	725
Armenia	682
France	671
Austria	625
Poland	591
Georgia	564
Croatia	550

* Excludes regions with population < 1M





Mexico

Per 1M in Region

	Today	Change
Active Cases	452	+20%
Confirmed	83 new	+1.1%
Deaths	6 new	+0.9%
Recovered	0 new	+0%

Most Daily New Cases / 1M

Durango	143
Distrito Federal	139
Chihuahua	103
Querétaro	101
Zacatecas	97
Coahuila	90
Baja California Sur	84
Nuevo León	82
Aguascalientes	78
San Luis Potosí	66

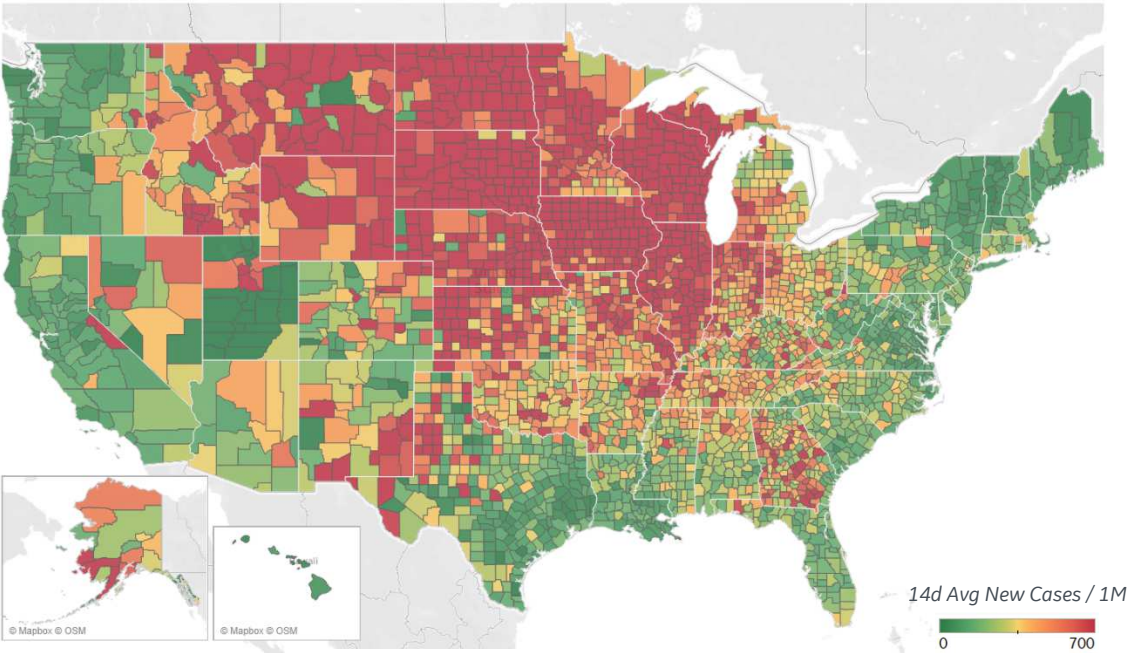




US Counties: Recent Cases and Deaths

Updated 11 Nov 2020, 3:30 GMT 13

Average New Cases per 1M Over Last 14 Days

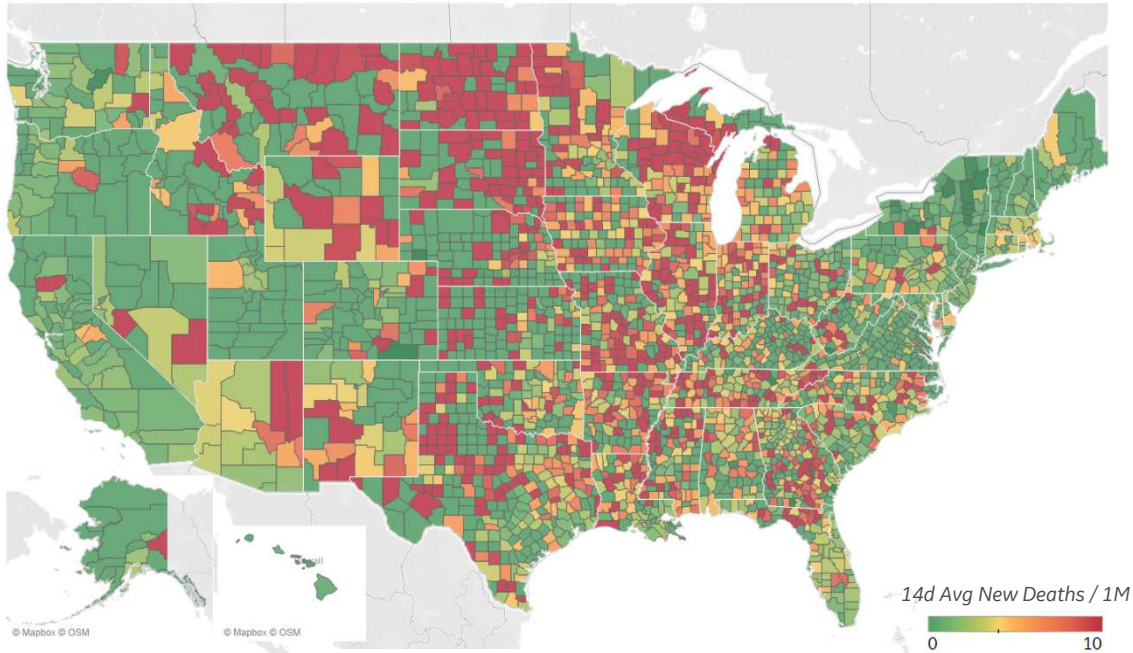


Top 10 by New Confirmed

Avg New Confirmed Cases / 1M

El Paso County, TX	1,985
Lubbock County, TX	1,252
Winnebago County, IL	938
Milwaukee County, WI	878
Brown County, WI	873
Anoka County, MN	857
Kane County, IL	816
Polk County, IA	808
Waukesha County, WI	802
Utah County, UT	789

Average New Deaths per 1M Over Last 14 Days



Top 10 by New Deaths

Avg New Deaths/ 1M

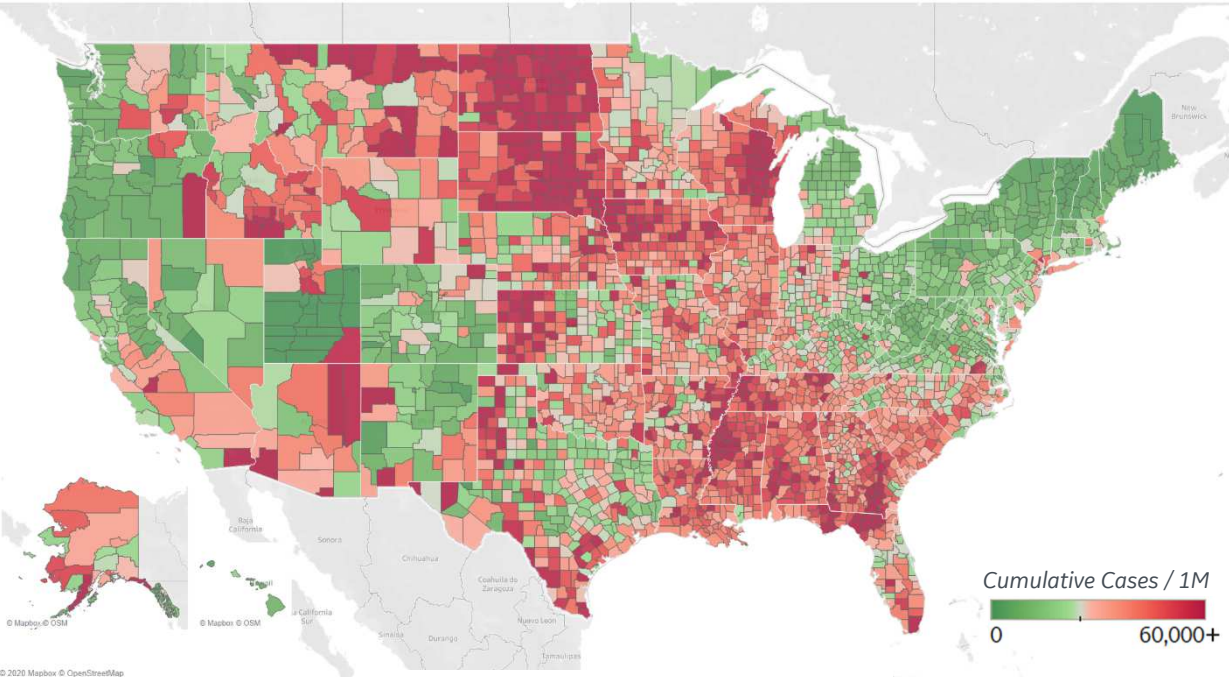
Lubbock County, TX	15
El Paso County, TX	10
Winnebago County, IL	9
Kalamazoo County, MI	8
Westmoreland County, PA	7
Greene County, MO	7
Ramsey County, MN	7
Hamilton County, IN	6
Brown County, WI	6
Spartanburg County, SC	6

Note: Lists includes counties
≥ 250K population



US Counties: Cumulative Cases and Deaths

Confirmed **Cases** per 1M to date

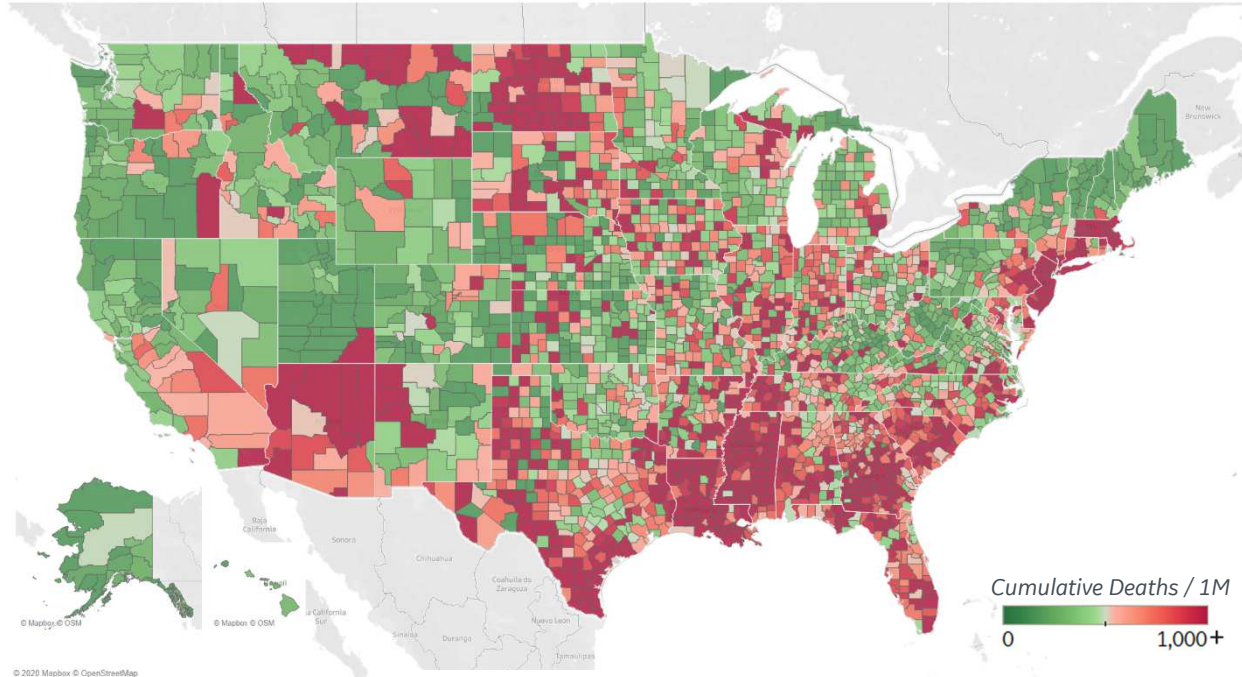


Top 10 Counties

Total Confirmed Cases / 1M

El Paso County, TX	78,227
Lubbock County, TX	74,534
Miami-Dade County, FL	71,872
Brown County, WI	70,563
Nueces County, TX	60,553
Webb County, TX	58,655
Cameron County, TX	58,481
Rockland County, NY	58,305
Milwaukee County, WI	57,512
Utah County, UT	55,605

Reported **Deaths** per 1M to date



Top 10 Counties

Total Reported Deaths / 1M

New York City*	4,466
Essex County, NJ	2,702
Cameron County, TX	2,585
Passaic County, NJ	2,537
Union County, NJ	2,486
Hidalgo County, TX	2,290
Hudson County, NJ	2,289
Bergen County, NJ	2,223
Rockland County, NY	2,100
Somerset County, NJ	1,824

Note: Lists includes counties $\geq 250K$ population

* New York City counties aggregated into one reporting area



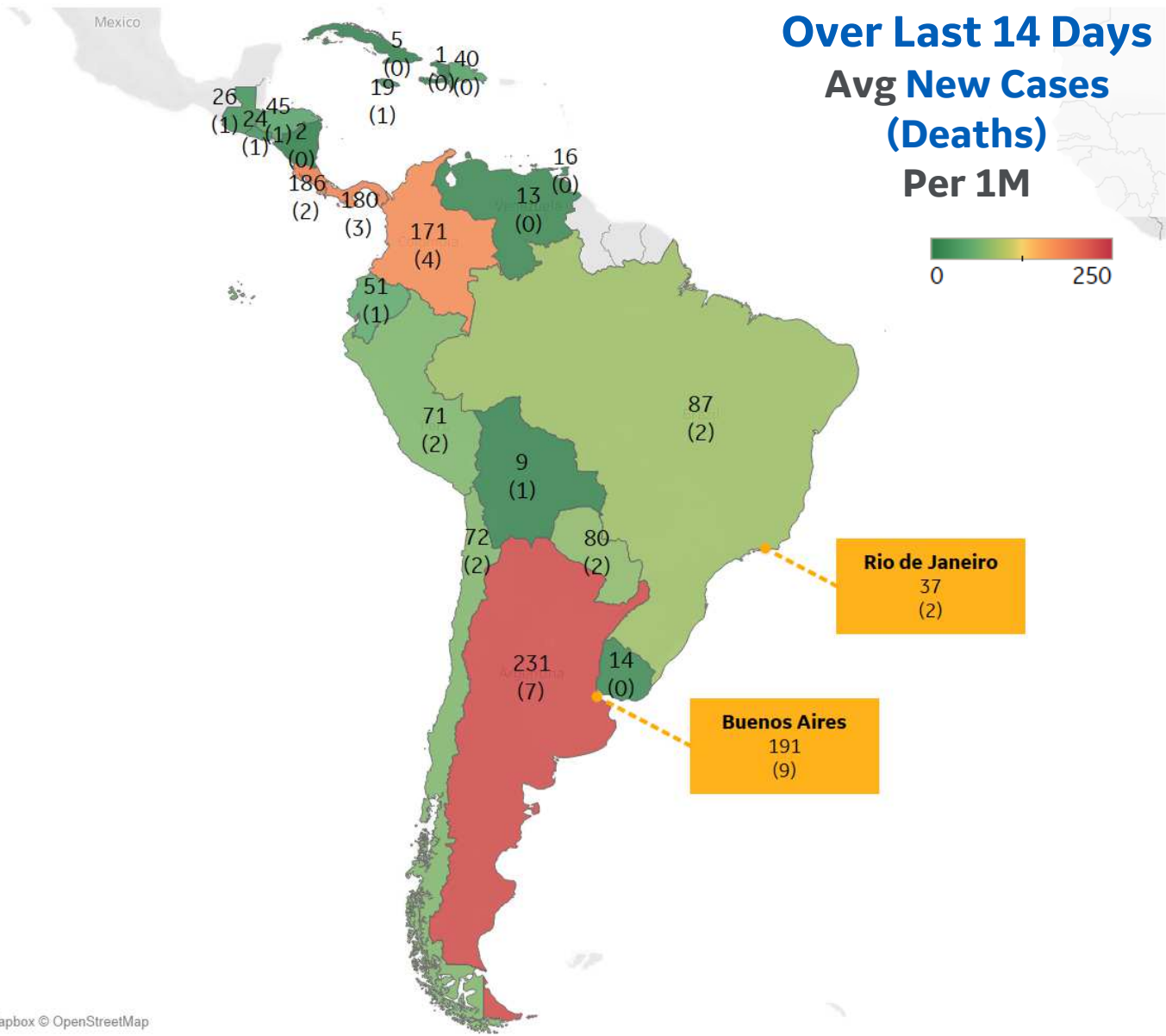
Per 1M in Region

	Today	Change
Active Cases	1,721	+9%
Confirmed	96 new	+0.5%
Deaths	2 new	+0.2%
Recovered	0 new	+0%

Most Daily New Cases / 1M

Argentina	231
Costa Rica	186
Panama	180
Colombia	171
Brazil	87
Paraguay	80
Chile	72
Peru	71
Ecuador	51
Honduras	45

* Excludes regions with population < 1M





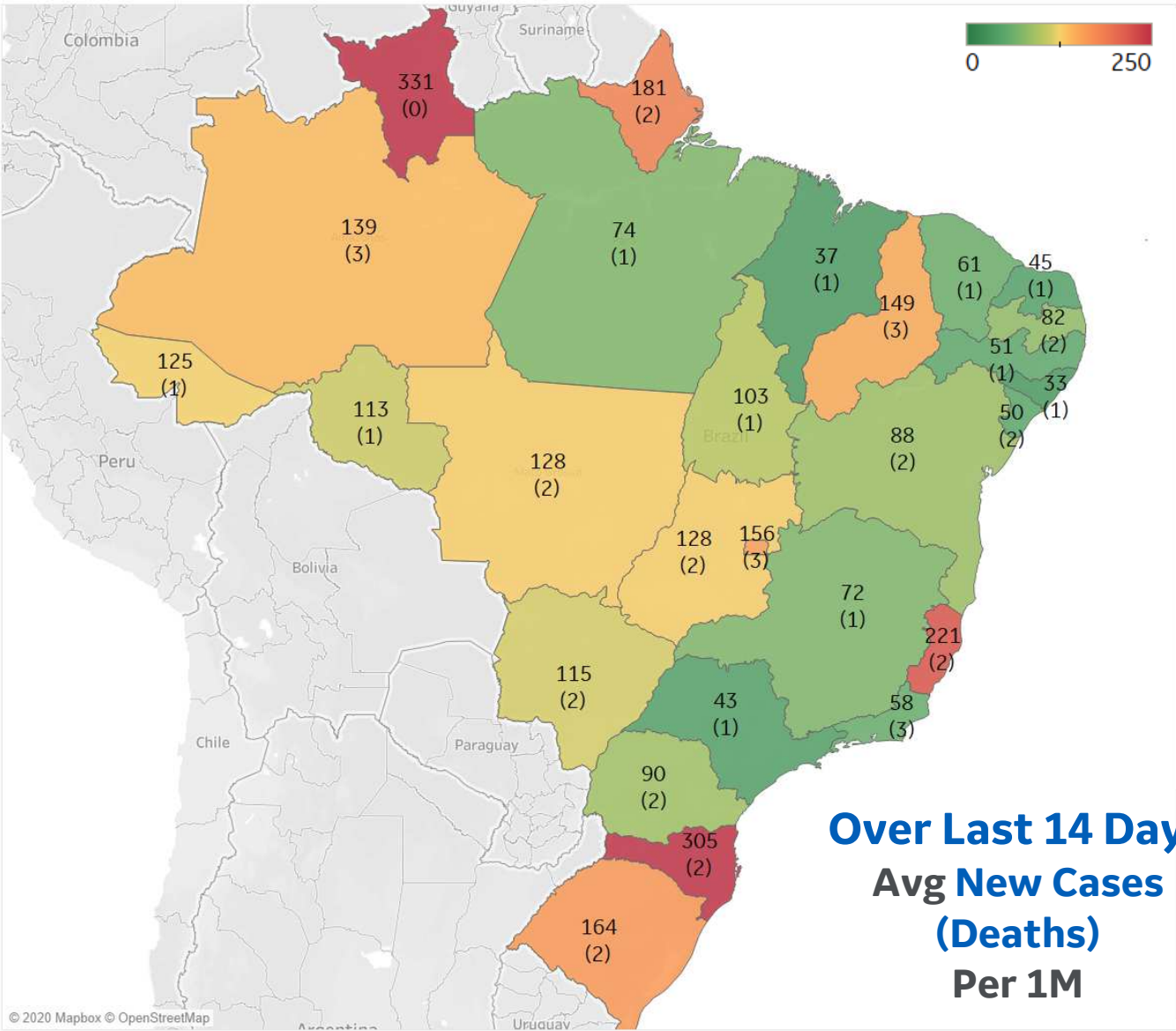
Per 1M in Region

	Today	Change
Active Cases	1,657	+1%
Confirmed	113 new	+0.4%
Deaths	1 new	+0.1%
Recovered	97 new	+0.4%

Most Daily New Cases / 1M

Santa Catarina	305
Espírito Santo	221
Rio Grande do ..	164
Distrito Federal	156
Piauí	149
Amazonas	139
MatoGrosso	128
Goiás	128
MatoGrosso do ..	115
Rondônia	113

* Excludes regions with population < 1M



Over Last 14 Days
Avg New Cases
(Deaths)
Per 1M

*Brazil data not updated. Values carried forward from 2 Nov



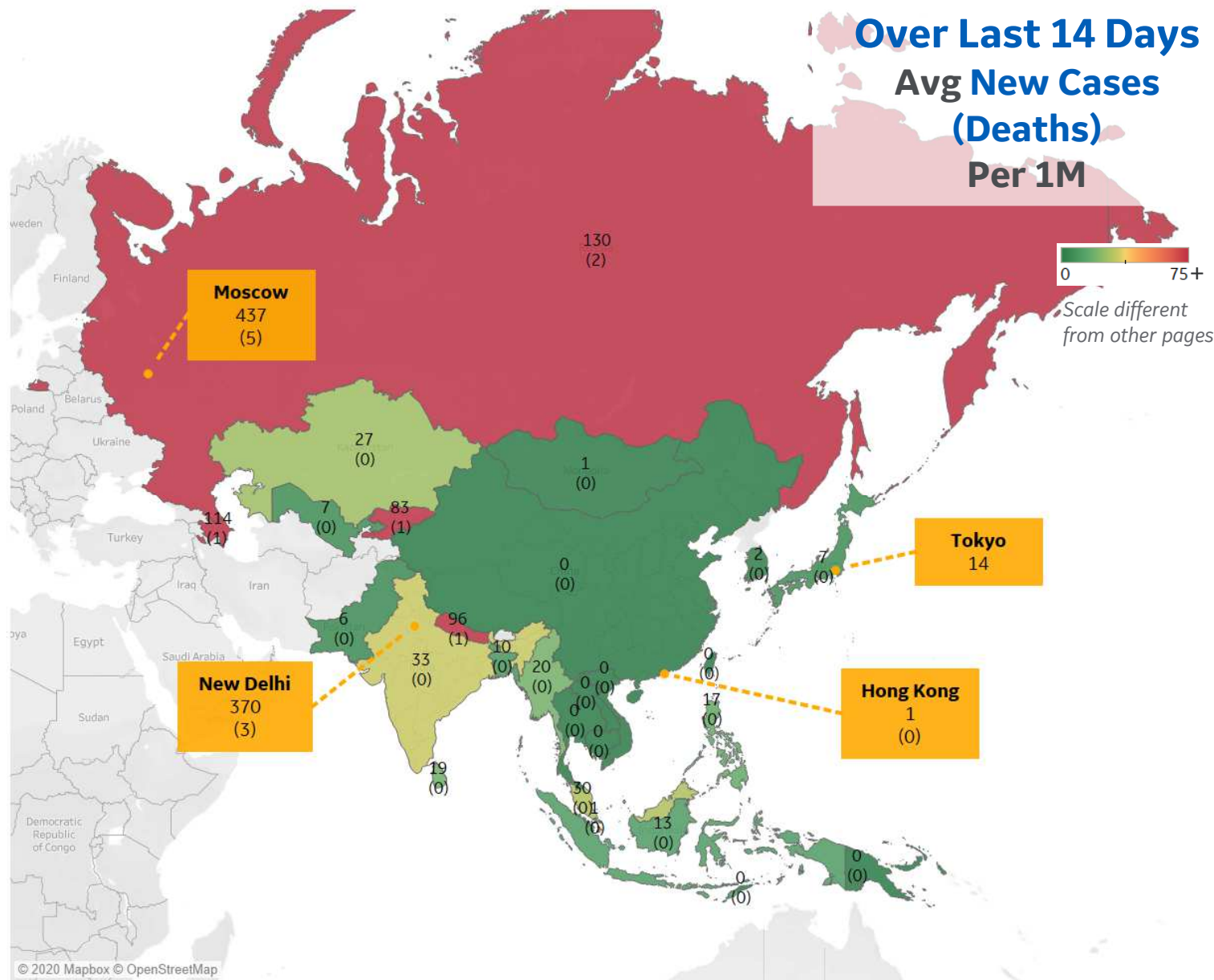
Per 1M in Region

	Today	Change
Active Cases	281	+0%
Confirmed	19 new	+1%
Deaths	0.2 new	+1%
Recovered	19 new	+1%

Most Daily New Cases / 1M

Russia	130
Azerbaijan	114
Nepal	96
Kyrgyzstan	83
India	33
Malaysia	30
Kazakhstan	27
Myanmar	20
Sri Lanka	19
Philippines	17

* Excludes regions with population < 1M





Per 1M in Region

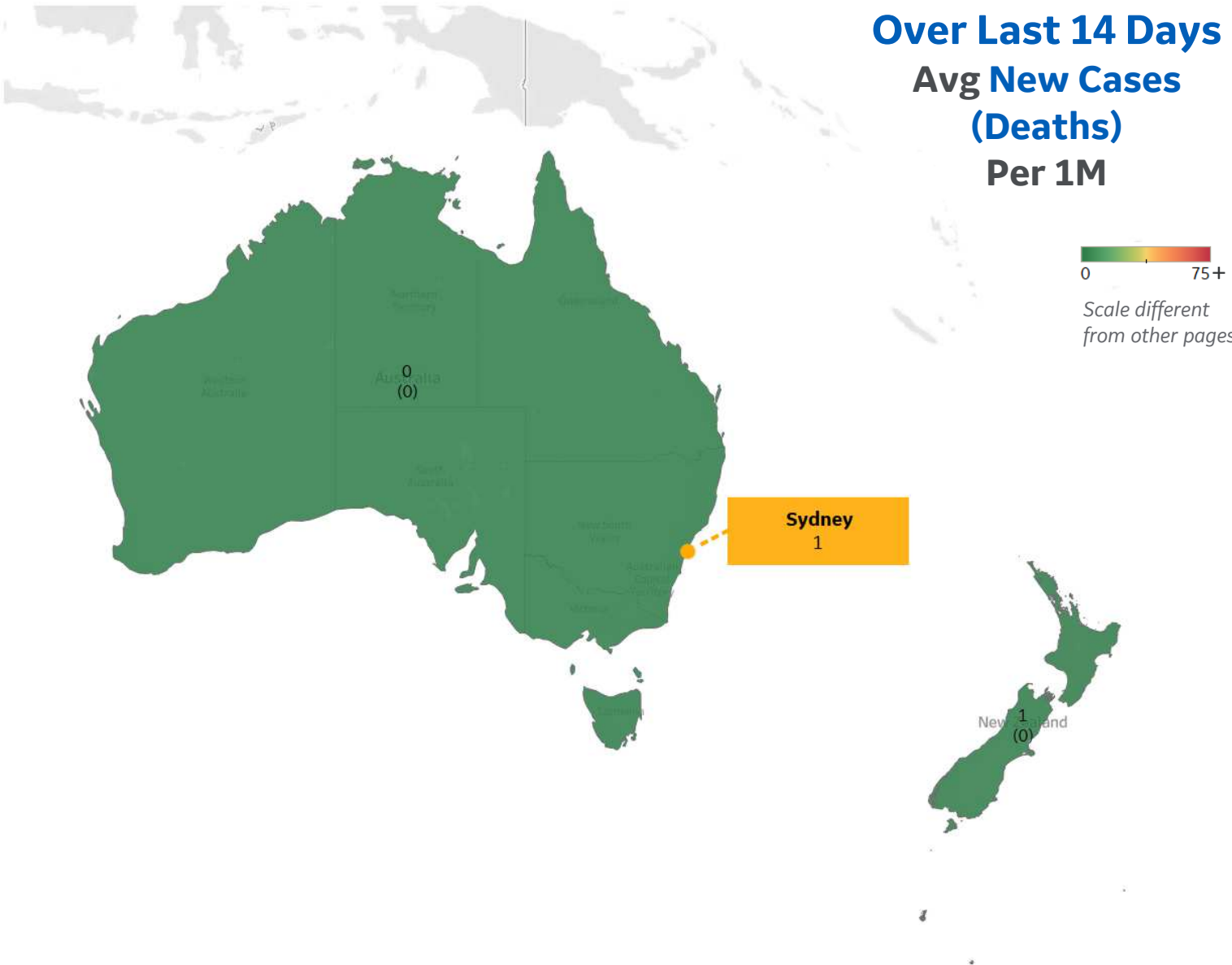
	Today	Change
Active Cases	44	+0%
Confirmed	0 new	+0%
Deaths	0 new	+0%
Recovered	0 new	+0%

Most Daily New Cases / 1M

New Zealand	1
Australia	0

* Excludes regions with population < 1M

Over Last 14 Days Avg New Cases (Deaths) Per 1M





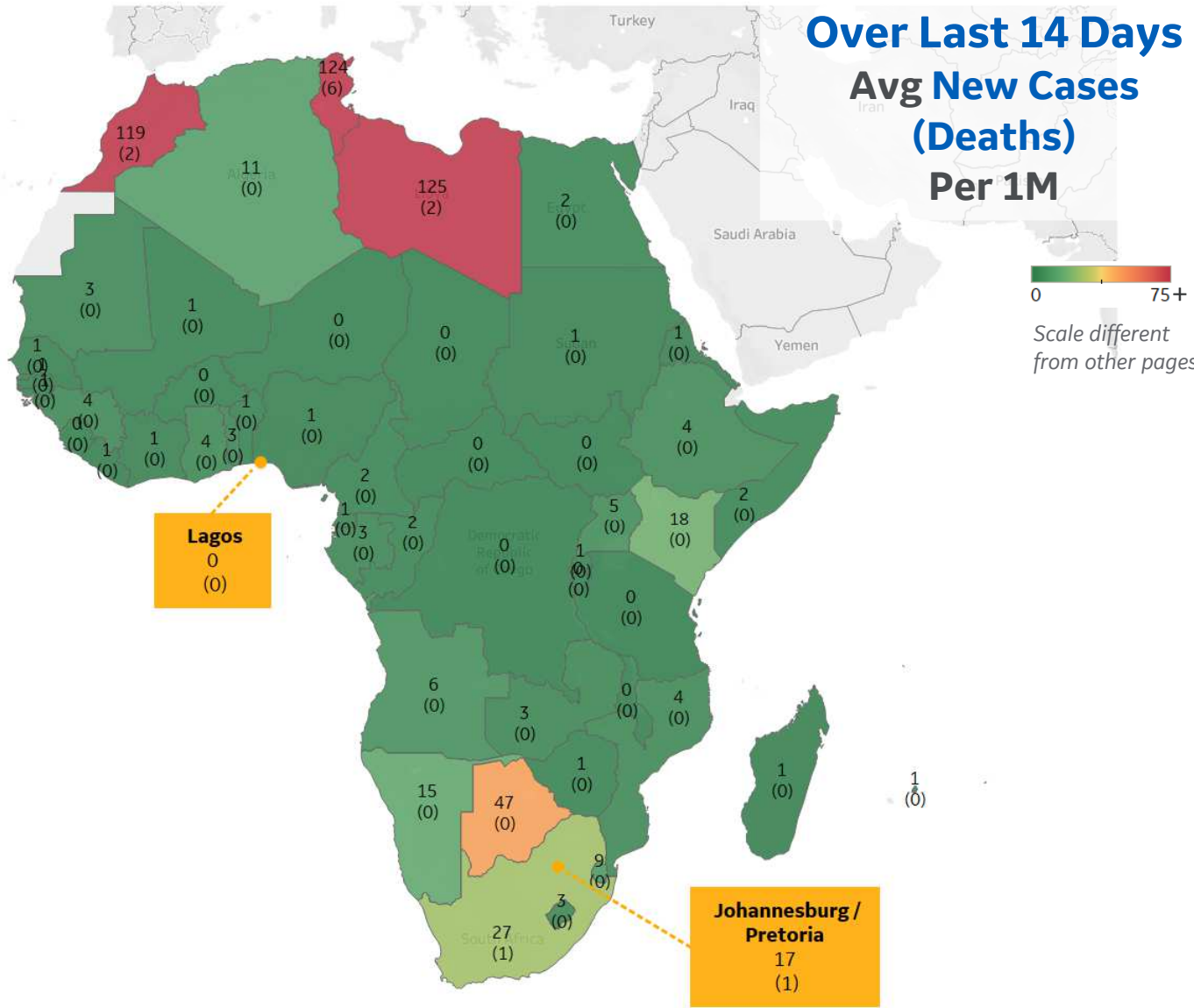
Per 1M in Region

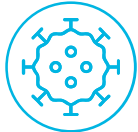
	Today	Change
Active Cases	190	+1%
Confirmed	10 new	+0.7%
Deaths	0.3 new	+0.7%
Recovered	8 new	+0.7%

Most Daily New Cases / 1M

Libya	125
Tunisia	124
Morocco	119
Botswana	47
South Africa	27
Kenya	18
Namibia	15
Algeria	11
Eswatini	9
Angola	6

* Excludes regions with population < 1M





Sources



** Per 1M = Per 1 Million Population unless otherwise noted

Johns Hopkins Coronavirus Resource Center:

<https://coronavirus.jhu.edu/map.html>

Worldometer Coronavirus Reporting:

<https://www.worldometers.info/coronavirus/>

Public Health England:

<https://www.gov.uk/government/publications/covid-19-track-coronavirus-cases>

US Department of Homeland Security, Homeland Infrastructure Foundation-Level Data:

<https://hifld-geoplatform.opendata.arcgis.com/datasets/hospitals>

City of New York, NYC Health:

<https://www1.nyc.gov/site/doh/covid/covid-19-data.page>

Chicago Coronavirus Latest Data:

<https://www.chicago.gov/city/en/sites/covid-19/home/latest-data.html>

National Health Commission of the PRC:

<http://www.nhc.gov.cn/xcs/yqtb/202003/bf66696029ba420098164607240074f8.shtml>

Korean Centers for Disease Control and Prevention:

http://www.cdc.go.kr/cdc_eng/

CDC, Severe Outcomes Among Patients with Coronavirus Disease 2019 (COVID-19):

<https://www.cdc.gov/mmwr/volumes/69/wr/mm6912e2.htm>

Italian Department of Civil Protection, COVID Monitoring:

<http://opendatadpc.maps.arcgis.com/apps/opsdashboard/index.html#/b0c68bce2cce478eaac82fe38d4138b1>

The COVID Tracking Project:

<https://covidtracking.com/data/>

UK Office for National Statistics

<https://www.ons.gov.uk/peoplepopulationandcommunity/birthsdeathsandmarriages/deaths/bulletins/deathsregisteredweeklyinenglandandwalesprovisional/weekending24april2020>

COVID-19 Information for Switzerland:

<https://www.corona-data.ch/>

The COVID Tracking Project

<https://covidtracking.com/data/api>

European Centre for Disease Prevention and Control

<https://www.ecdc.europa.eu/en/publications-data/download-data-hospital-and-icu-admission-rates-and-current-occupancy-covid-19>

***Worldwide Survival Rate, last 30d calculation =**

$$\frac{[(Total\ Confirmed - Total\ Confirmed\ 30d\ ago) - (Total\ Deaths - Total\ Deaths\ 30d\ ago)]}{(Total\ Confirmed - Total\ Confirmed\ 30d\ ago)}$$

Provincial Health Services Authority of Canada. BC Center for Disease Control:

<http://www.bccdc.ca/about/news-stories/stories/2020/information-on-novel-coronavirus>

Secretary of Health, Mexico:

<https://www.gob.mx/salud/en>

OECD Economic Outlooks, Statistics:

https://www.oecd-ilibrary.org/economics/data/oecd-economic-outlook-statistics-and-projections_eo-data-en

Public Health Authority of Sweden:

<https://www.folkhalsomyndigheten.se/smittskydd-beredskap/utbrott/aktuella-utbrott/covid-19/bekraftade-fall-i-sverige>

National Public Health Agency of France:

<https://www.santepubliquefrance.fr/regions/ile-de-france/documents/bulletin-regional/2020/covid-19-point-epidemiologique-en-ile-de-france-du-23-avril-2020>

Florida Department of Health, COVID-19 Response:

<https://floridahealthcovid19.gov>

CDC:

<https://www.cdc.gov/covid-data-tracker/index.html#demographics>

CDC Provisional COVID19 Deaths Counts

<https://data.cdc.gov/NCHS/Provisional-COVID-19-Death-Counts-by-Sex-Age-and-S/9bhg-hcku>

Johns Hopkins Coronavirus Resource Center:

<https://coronavirus.jhu.edu/map.html>

WHO Europe, Surveillance Report:

<http://www.euro.who.int/en/health-topics/health-emergencies/coronavirus-covid-19/weekly-surveillance-report>

WHO Europe, Principles for Transition:

<http://www.euro.who.int/en/media-centre/sections/statements/2020/statement-transition-to-a-new-normal-during-the-covid-19-pandemic-must-be-guided-by-public-health-principles>