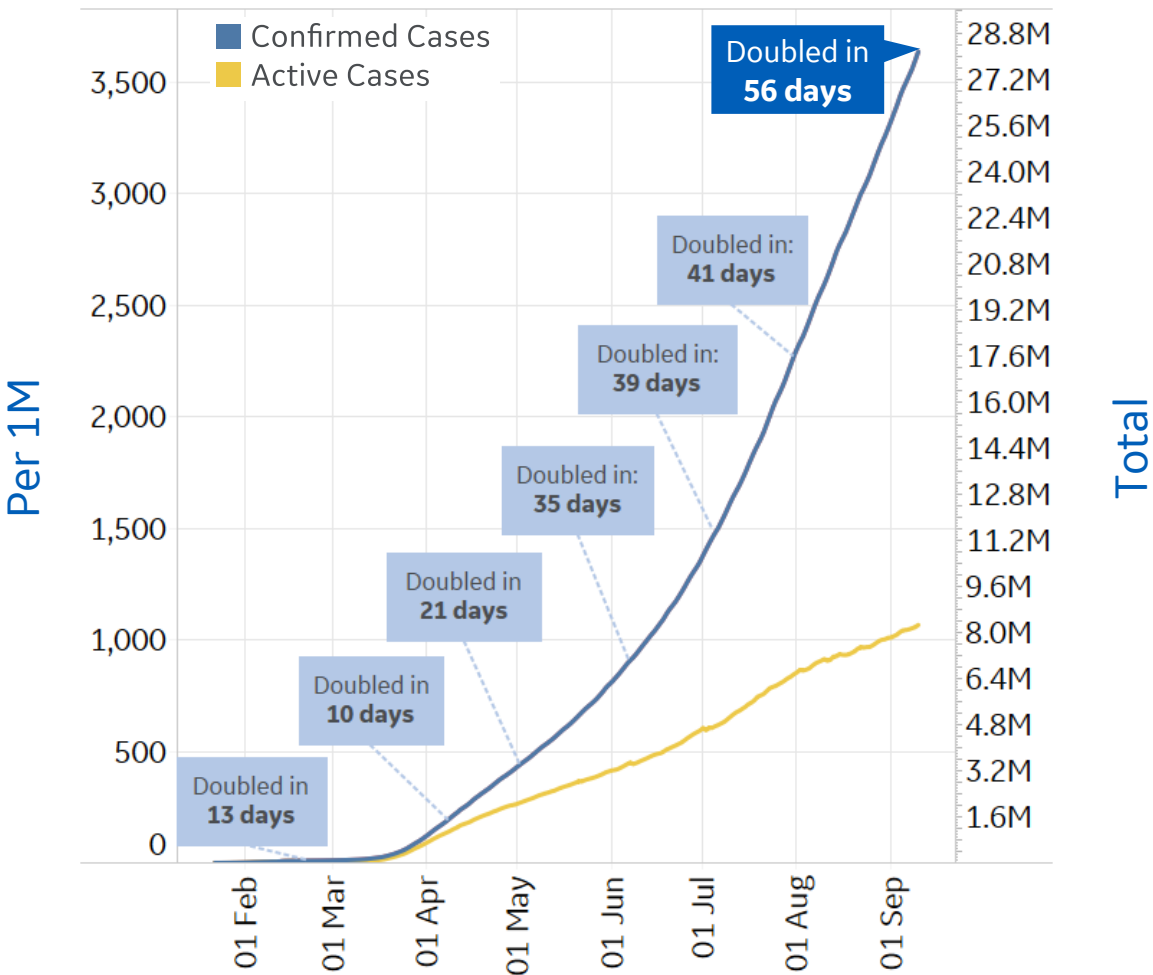


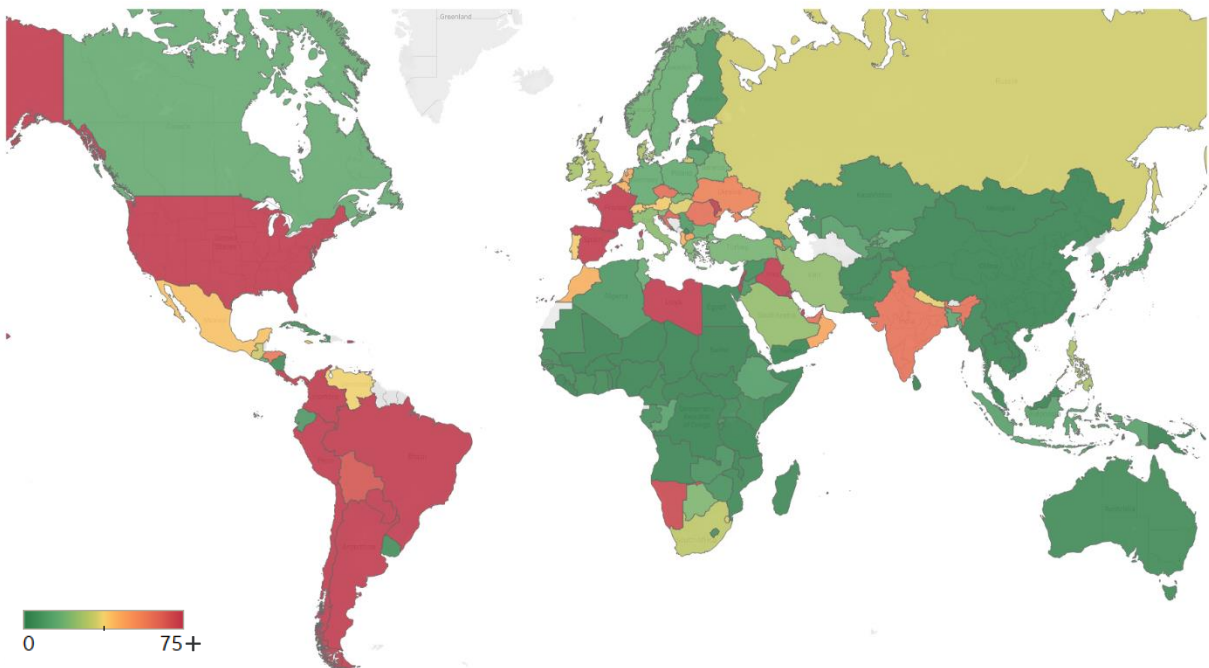


Global Confirmed & Active Cases

Trend since 22 Jan



Avg. Daily New Cases / 1M
Over the last 14 days



Per 1M:	Today	Change
Active Today	1,066	+0.9%
Active	10 new	+0.9%
Confirmed	38 new	+1%
Deaths	1 new	+1%
Recovered	28 new	+1%

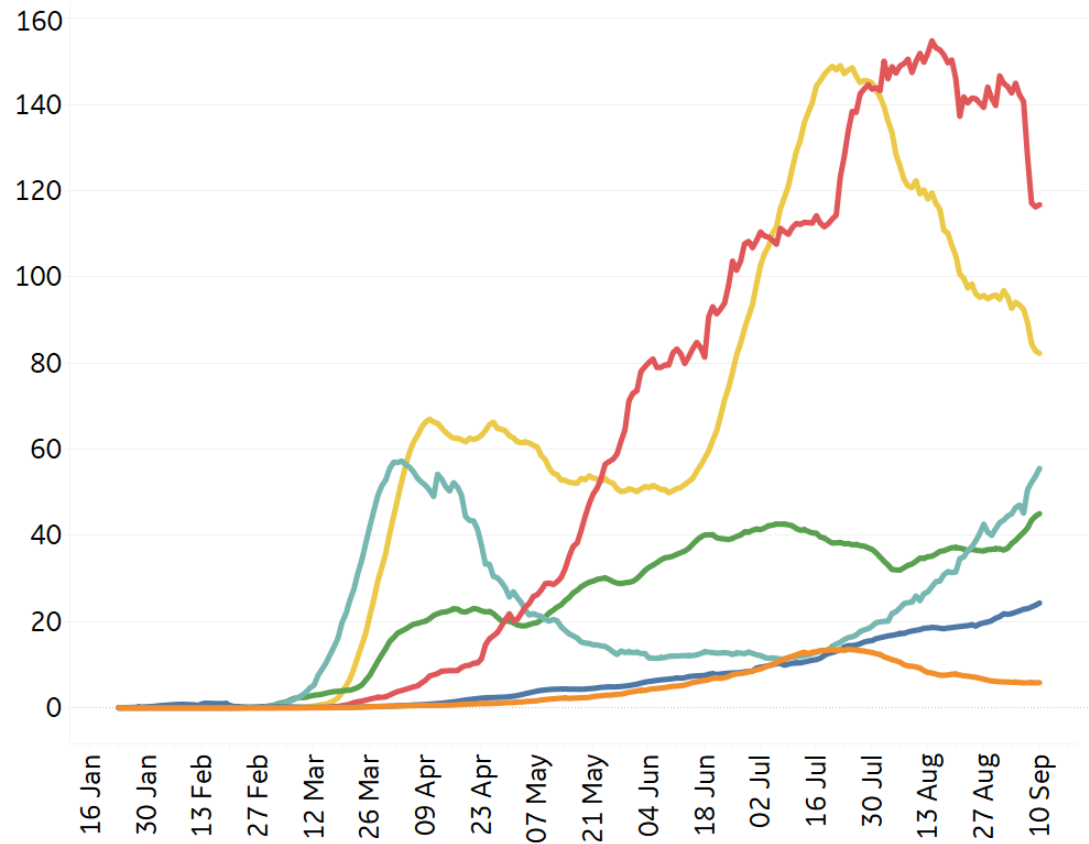


New Confirmed Cases & New Deaths

Key North America Europe Middle East Central/South America Asia Africa

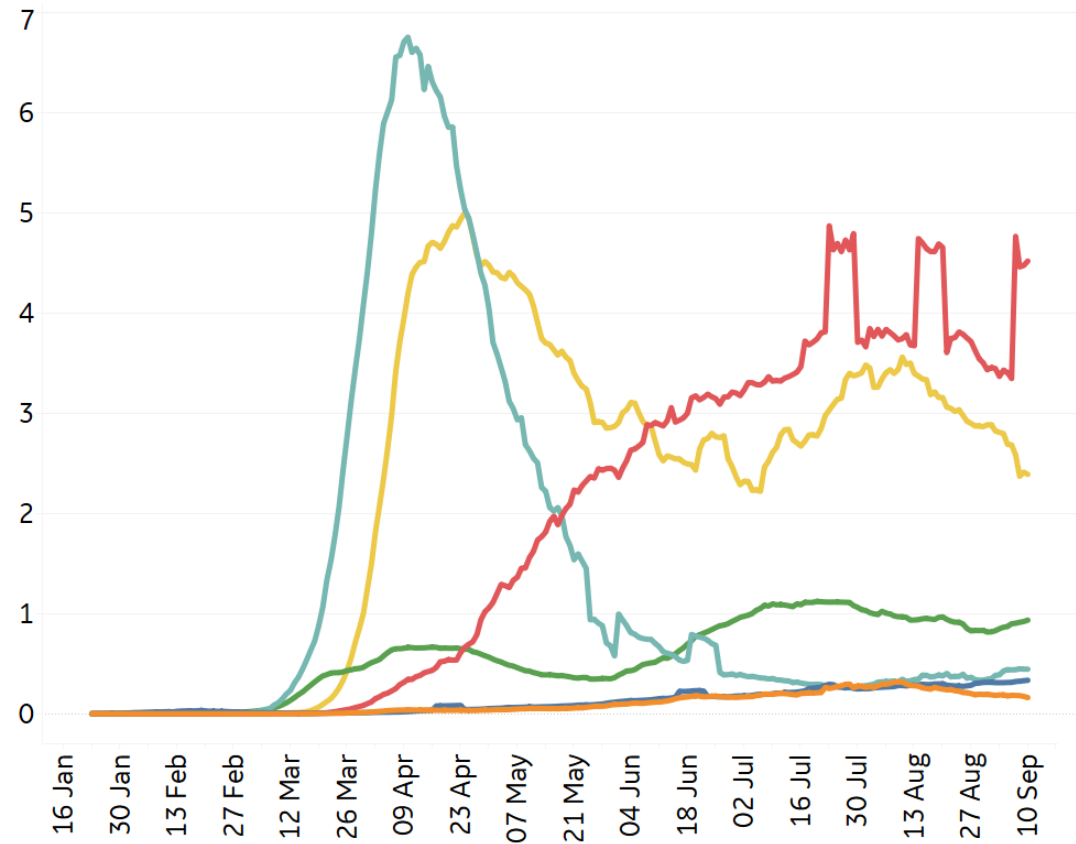
New Confirmed Cases / 1M

7-day rolling average



New Deaths / 1M

7-day rolling average





Top 50 Countries: Per 1M



1 - 25

	Today		Total Since 22 Jan			Change from 14d Ago [*] in 14 day avg of daily new	
	New Confirmed	New Deaths	Total Confirmed	Total Recovered	Total Deaths	Confirmed	Deaths
Peru	200	3	21,314	16,285	917	-22%	-67%
Belgium	76	0	7,815	1,610	856	-3%	203%
Spain	230	2	11,852	3,216	635	35%	80%
Chile	86	4	22,424	20,996	616	2%	-8%
Bolivia	74	4	10,640	6,809	616	-34%	165%
UK	43	0	5,311	N/A**	614	78%	1%
Brazil	191	5	19,940	17,208	609	-11%	-18%
Ecuador	59	3	6,416	5,172	609	-85%	828%
Italy	26	0	4,684	3,504	589	64%	-47%
US	107	3	19,325	7,261	579	-15%	-20%
Sweden	31	0	8,535	N/A**	579	-28%	35%
Mexico	39	5	5,060	4,202	540	-2%	-3%
Panama	156	3	23,110	16,734	493	-16%	-21%
France	137	0	6,009	1,371	472	77%	26%
Colombia	154	4	13,652	11,192	438	-24%	-12%
Netherlands	54	0	4,786	105	367	29%	-28%
Ireland	40	0	6,149	4,732	361	25%	33%
EU	72	0	4,901	2,219	319	38%	17%
North Macedo..	58	1	7,399	6,190	306	-14%	-2%
Armenia	59	0	15,296	13,915	306	-9%	-24%
Moldova	139	2	10,338	7,180	274	-5%	30%
Iran	25	2	4,709	4,058	271	-12%	-16%
Kosovo	0	0	6,873	4,762	264	-100%	-100%
South Africa	34	2	10,866	9,661	257	-42%	-31%
Argentina	263	6	11,598	8,631	241	38%	6%

26 - 50

	Today		Total Since 22 Jan			Change from 14d Ago [*] in 14 day avg of daily new	
	New Confirmed	New Deaths	Total Confirmed	Total Recovered	Total Deaths	Confirmed	Deaths
Switzerland	47	0	5,282	4,402	233	31%	42%
Romania	72	2	5,182	2,132	211	0%	1%
Bos. and Herz.	87	2	6,871	4,655	207	-3%	-21%
Honduras	21	1	6,644	1,573	207	-6%	-6%
Iraq	114	2	6,922	5,316	194	7%	-2%
Portugal	57	0	6,093	4,260	182	74%	10%
Dom. Rep.	72	1	9,377	6,917	178	-11%	25%
Guatemala	38	1	4,482	3,847	163	-27%	-40%
Kyrgyzstan	11	0	6,849	6,206	163	-49%	101%
Oman	78	2	17,299	16,317	149	35%	13%
Kuwait	173	1	21,735	19,445	130	17%	3%
Russia	36	1	7,146	5,893	125	4%	3%
Israel	512	3	16,813	12,702	124	71%	-17%
Bahrain	445	2	34,208	30,727	122	48%	-10%
Saudi Arabia	20	1	9,299	8,617	120	-32%	-16%
El Salvador	13	1	4,115	2,637	119	-57%	-27%
Costa Rica	260	5	10,316	3,989	111	37%	36%
Kazakhstan	4	0	5,680	5,348	87	-65%	-56%
Eswatini	50	1	4,305	3,537	84	-33%	-63%
Belarus	20	1	7,788	7,641	77	24%	11%
Qatar	72	0	42,017	40,950	71	-17%	100%
West Bank an..	163	1	6,273	4,119	43	54%	63%
UAE	94	1	7,776	6,870	40	67%	0%
Singapore	11	0	9,782	9,667	5	-39%	N/A
Total World	38	1	3,636	2,452	117	5%	-4%

^{*}Change from 14d ago:
Compares 14d-avgs. of Daily New Cases/Deaths
today with 14d-avgs. from 14d ago

Confirmed cases in **France** increased 21% since 1 Sept

Sorted by Total Deaths / 1M
Top 50 countries selected by Cases / 1M
Excluded countries with population < 1M

N/A** due to inconsistent reporting of Recovered Cases



Top 50 Countries: Raw Volume

Updated 11 Sept 2020, 3:30 GMT

4

1 - 25

	Today		Total Since 22 Jan			Change from 14d Ago [*] in 14 day avg of daily new	
	New Confirmed	New Deaths	Total Confirmed	Total Recovered	Total Deaths	Confirmed	Deaths
US	35,286	907	6,396,551	2,403,511	191,766	-15%	-20%
EU	31,937	183	2,182,267	987,807	141,872	38%	17%
Brazil	40,557	983	4,238,446	3,657,701	129,522	-11%	-18%
India	96,551	1,209	4,562,414	3,542,663	76,271	27%	9%
Mexico	5,043	600	652,364	541,804	69,649	-2%	-3%
UK	2,931	14	360,544	N/A**	41,697	78%	1%
Italy	1,597	10	283,180	211,885	35,587	64%	-47%
France	8,951	14	392,243	89,468	30,819	77%	26%
Peru	6,586	113	702,776	536,959	30,236	-22%	-67%
Spain	10,764	71	554,143	150,376	29,699	35%	80%
Iran	2,063	129	395,488	340,842	22,798	-12%	-16%
Colombia	7,813	222	694,664	569,479	22,275	-24%	-12%
Russia	5,310	127	1,042,836	859,961	18,207	4%	3%
South Africa	2,007	97	644,438	573,003	15,265	-42%	-31%
Chile	1,642	79	428,669	401,356	11,781	2%	-8%
Argentina	11,905	249	524,198	390,098	10,907	38%	6%
Ecuador	1,040	48	113,206	91,242	10,749	-85%	828%
Belgium	877	0	90,568	18,659	9,917	-3%	203%
Germany	1,716	3	258,149	230,283	9,345	-4%	-25%
Canada	821	9	136,956	120,848	9,213	44%	-24%
Indonesia	3,861	120	207,203	147,510	8,456	47%	27%
Iraq	4,597	82	278,418	213,817	7,814	7%	-2%
Bolivia	860	47	124,205	79,483	7,193	-34%	165%
Turkey	1,512	58	286,455	255,407	6,895	22%	131%
Pakistan	341	5	300,371	288,206	6,370	-28%	-29%

26 - 50

	Today		Total Since 22 Jan			Change from 14d Ago [*] in 14 day avg of daily new	
	New Confirmed	New Deaths	Total Confirmed	Total Recovered	Total Deaths	Confirmed	Deaths
Netherlands	931	4	82,016	1,802	6,285	29%	-28%
Sweden	314	1	86,194	N/A**	5,843	-28%	35%
Egypt	154	13	100,557	81,597	5,590	28%	6%
China	27	0	90,127	85,005	4,733	-53%	20%
Bangladesh	1,892	41	332,970	233,550	4,634	-20%	-11%
Saudi Arabia	708	24	323,720	299,998	4,189	-32%	-16%
Philippines	3,804	80	248,947	186,058	4,066	-25%	3%
Romania	1,380	47	99,684	41,010	4,065	0%	1%
Ukraine	2,635	45	149,146	68,289	3,079	30%	48%
Guatemala	684	21	80,306	68,927	2,918	-27%	-40%
Poland	506	12	72,453	58,069	2,159	-24%	-10%
Panama	673	11	99,715	72,203	2,127	-16%	-21%
Honduras	205	5	65,802	15,577	2,049	-6%	-6%
Dom. Rep.	779	12	101,716	75,034	1,926	-11%	25%
Kazakhstan	77	0	106,661	100,409	1,634	-65%	-56%
Morocco	1,889	38	79,767	61,850	1,491	18%	12%
Japan	652	4	73,916	64,489	1,416	-37%	4%
Israel	4,429	23	145,526	109,942	1,077	71%	-17%
Ethiopia	878	8	62,578	23,640	974	-20%	-14%
Oman	398	11	88,337	83,325	762	35%	13%
Belarus	189	6	73,591	72,203	732	24%	11%
Kuwait	740	4	92,822	83,040	556	17%	3%
UAE	930	5	76,911	67,945	398	67%	0%
Qatar	206	0	121,052	117,978	205	-17%	100%
Total World	298,152	5,793	28,161,885	18,992,383	909,479	5%	-4%

*Change from 14d ago:
Compares 14d-avgs. of Daily New Cases/Deaths
today with 14d-avgs. from 14d ago

Global confirmed cases surpassed 28M (28,161,885)

Sorted by Raw Total Deaths
Top 50countries selected by Total Cases
Excluded countries with population < 1M

N/A** due to inconsistent reporting of Recovered Cases



United States: Per 1M



1 - 25

	Today		Total Since 22 Jan			Change from 14d Ago* in 14 day avg of daily new	
	New Confirmed	New Deaths	Total Confirmed	Total Recovered	Total Deaths	Confirmed	Deaths
New Jersey	47	1	22,001	3,861	1,803	19%	232%
New York	39	0	22,716	3,885	1,697	13%	-23%
Massachusetts	58	3	17,925	15,597	1,330	-176%	-28%
Connecticut	62	1	15,172	2,564	1,256	11%	-13%
Louisiana	100	5	33,432	30,210	1,110	-4%	-39%
Rhode Island	100	5	21,505	2,074	1,007	-12%	-8%
Mississippi	174	11	29,677	24,897	892	-29%	-34%
DC	35	1	20,421	16,292	873	-20%	0%
Arizona	63	3	28,439	4,439	724	-27%	-37%
Michigan	98	1	12,101	8,078	690	0%	25%
Illinois	154	2	20,326	N/A	668	7%	-2%
Maryland	83	1	18,869	1,185	633	1%	0%
Delaware	162	4	18,964	10,297	630	48%	-18%
Pennsylvania	52	1	11,459	9,088	610	20%	-19%
Georgia	172	7	27,231	N/A	584	-24%	-5%
S. Carolina	74	6	24,587	9,989	578	12%	-22%
Florida	115	10	30,484	N/A	574	-22%	-25%
Indiana	113	2	15,187	11,862	507	-9%	-11%
Texas	72	0	23,093	19,455	480	-34%	-40%
Alabama	234	3	27,648	11,059	469	-6%	21%
Nevada	94	6	23,553	629	464	-38%	-34%
New Mexico	77	1	12,604	6,642	389	-22%	-22%
Iowa	274	1	22,966	16,383	383	-1%	-11%
Ohio	96	3	11,471	9,594	372	14%	-13%
California	93	2	19,006	N/A	356	-37%	-23%
Colorado	46	0	10,446	1,060	344	-7%	-2%

26 - 51

	Today		Total Since 22 Jan			Change from 14d Ago* in 14 day avg of daily new	
	New Confirmed	New Deaths	Total Confirmed	Total Recovered	Total Deaths	Confirmed	Deaths
Colorado	46	0	10,446	1,060	344	-7%	-2%
Minnesota	68	3	14,584	13,374	343	5%	-35%
New Hampshire	58	1	5,570	5,050	319	39%	-67%
Virginia	144	1	15,284	1,882	317	7%	10%
Arkansas	132	4	22,137	20,103	311	15%	28%
Tennessee	239	8	24,635	22,141	291	-8%	-13%
N. Carolina	116	3	17,234	14,936	285	-3%	5%
Missouri	201	2	16,088	N/A	279	17%	70%
Washington	60	1	10,304	N/A	261	-22%	-38%
Kentucky	178	5	12,260	2,415	232	6%	10%
Idaho	N/A	N/A	19,371	9,683	228	-22%	-30%
Nebraska	236	5	19,320	14,565	222	24%	26%
Oklahoma	195	3	16,856	14,286	221	18%	-30%
North Dakota	437	4	18,953	15,655	210	39%	11%
Wisconsin	266	2	14,578	12,853	205	18%	-12%
South Dakota	297	5	17,898	14,922	200	58%	7%
Kansas	130	1	16,408	624	173	-6%	44%
West Virginia	0	2	6,592	4,968	144	48%	33%
Utah	108	1	17,473	14,830	134	6%	-46%
Oregon	0	1	6,750	1,254	118	-22%	7%
Montana	182	1	8,106	6,299	115	14%	47%
Maine	N/A	0	3,447	3,090	100	-33%	-67%
Vermont	8	0	2,662	2,372	93	-26%	N/A
Wyoming	81	0	7,255	6,139	73	-24%	-29%
Hawaii	119	2	7,269	2,204	66	-16%	160%
Alaska	165	0	8,218	3,214	57	3%	-50%

*Change from 14d ago:
Compares 14d-avgs. of Daily New Cases/Deaths
today with 14d-avgs. from 14d ago

Confirmed cases in **North Dakota** increased **20%** since 1 Sept

Sorted by Total Deaths / 1M

N/As due to states revising and updating case counts



United States: Raw Volume

Updated 11 Sept 2020, 3:30 GMT

6

1 - 25

	Today		Total Since 22 Jan			Change from 14d Ago* in 14 day avg of daily new	
	New Confirmed	New Deaths	Total Confirmed	Total Recovered	Total Deaths	Confirmed	Deaths
New York	757	0	441,911	75,584	33,019	13%	-23%
New Jersey	420	6	195,414	34,290	16,014	19%	232%
California	3,671	94	750,961	N/A	14,077	-37%	-23%
Texas	2,092	7	669,592	564,114	13,930	-34%	-40%
Florida	2,472	216	654,731	N/A	12,326	-22%	-25%
Massachusetts	403	20	123,546	107,501	9,166	-176%	-28%
Illinois	1,953	28	257,566	N/A	8,461	7%	-2%
Pennsylvania	667	13	146,696	116,339	7,807	20%	-19%
Michigan	974	8	120,846	80,678	6,894	0%	25%
Georgia	1,823	76	289,123	N/A	6,204	-24%	-5%
Arizona	461	22	207,002	32,310	5,273	-27%	-37%
Louisiana	464	21	155,419	140,440	5,161	-4%	-39%
Connecticut	222	4	54,093	9,142	4,478	11%	-13%
Ohio	1,121	30	134,086	112,140	4,354	14%	-13%
Maryland	503	8	114,078	7,166	3,824	1%	0%
Indiana	758	13	102,243	79,859	3,410	-9%	-11%
N. Carolina	1,218	32	180,754	156,652	2,990	-3%	5%
S. Carolina	379	33	126,592	51,431	2,975	12%	-22%
Virginia	1,231	11	130,460	16,061	2,708	7%	10%
Mississippi	517	33	88,322	74,098	2,656	-29%	-34%
Alabama	1,148	16	135,565	54,223	2,301	-6%	21%
Tennessee	1,631	57	168,237	151,202	1,988	-8%	-13%
Washington	458	7	78,467	N/A	1,985	-22%	-38%
Colorado	264	2	60,155	6,102	1,979	-7%	-2%
Minnesota	381	15	82,249	75,425	1,936	5%	-35%

26 - 51

	Today		Total Since 22 Jan			Change from 14d Ago* in 14 day avg of daily new	
	New Confirmed	New Deaths	Total Confirmed	Total Recovered	Total Deaths	Confirmed	Deaths
Missouri	1,234	11	98,738	N/A	1,713	17%	70%
Nevada	288	17	72,546	1,937	1,429	-38%	-34%
Iowa	863	3	72,458	51,691	1,207	-1%	-11%
Wisconsin	1,547	10	84,881	74,834	1,193	18%	-12%
Rhode Island	106	5	22,782	2,197	1,067	-12%	-8%
Kentucky	795	22	54,772	10,791	1,035	6%	10%
Arkansas	398	12	66,804	60,668	940	15%	28%
Oklahoma	771	13	66,700	56,531	876	18%	-30%
New Mexico	161	3	26,429	13,928	816	-22%	-22%
DC	25	1	14,412	11,498	616	-20%	0%
Delaware	158	4	18,466	10,027	613	48%	-18%
Kansas	378	4	47,802	1,817	503	-6%	44%
Oregon	0	3	28,471	5,291	497	-22%	7%
New Hampshire	79	1	7,573	6,867	434	39%	-67%
Utah	346	3	56,019	47,545	430	6%	-46%
Nebraska	456	9	37,373	28,175	430	24%	26%
Idaho	N/A	N/A	34,617	17,304	407	-22%	-30%
West Virginia	0	3	11,814	8,904	258	48%	33%
South Dakota	263	4	15,834	13,201	177	58%	7%
North Dakota	333	3	14,443	11,930	160	39%	11%
Maine	N/A	0	4,633	4,153	134	-33%	-67%
Montana	195	1	8,663	6,732	123	14%	47%
Hawaii	169	3	10,292	3,120	94	-16%	160%
Vermont	5	0	1,661	1,480	58	-26%	N/A
Wyoming	47	0	4,199	3,553	42	-24%	-29%
Alaska	121	0	6,012	2,351	42	3%	-50%

*Change from 14d ago:
Compares 14d-avgs. of Daily New Cases/Deaths
today with 14d-avgs. from 14d ago

Maine has reported **2** deaths in the last 2 weeks

Sorted by Raw Total Deaths

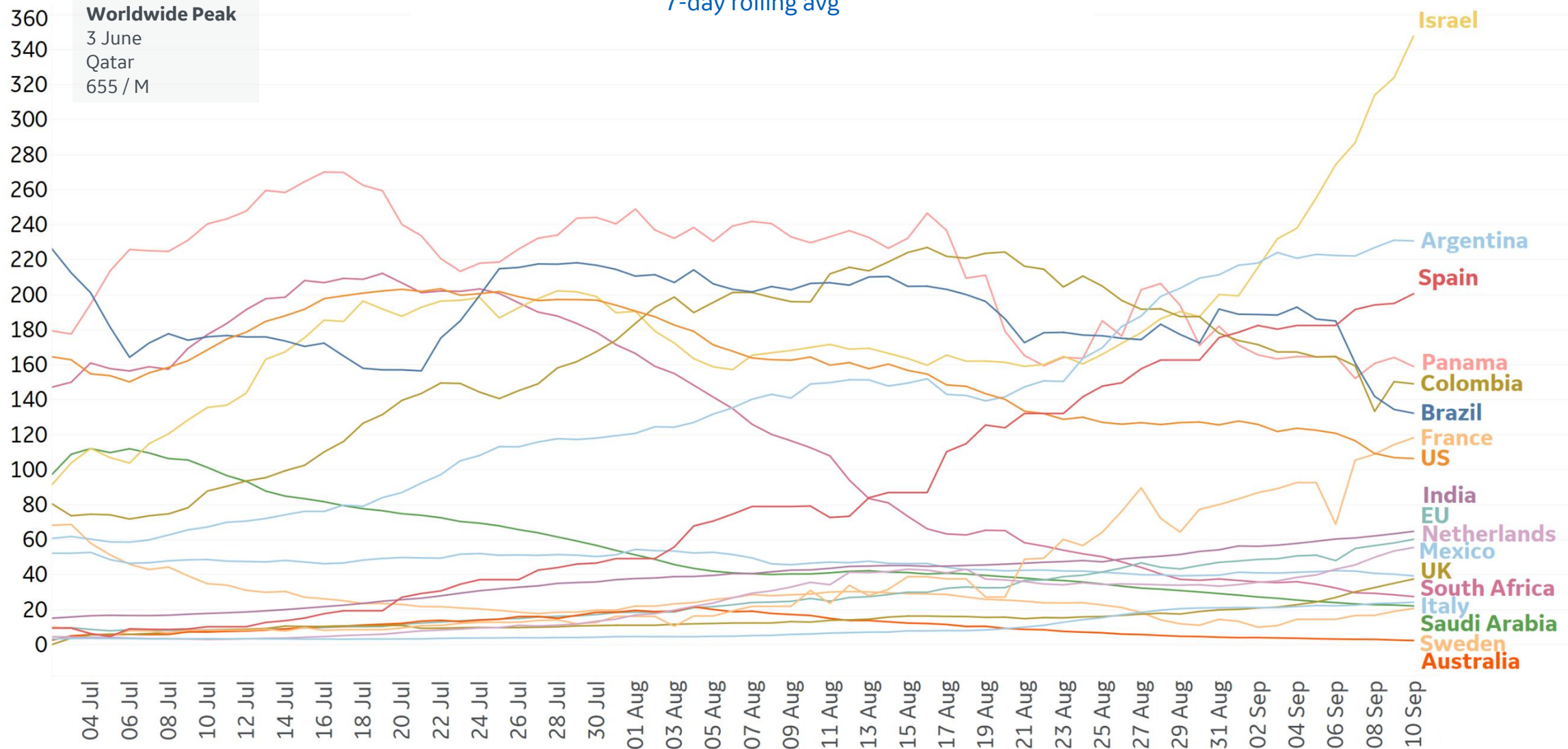
N/As due to states revising and updating case counts



New Confirmed Cases in Select Countries

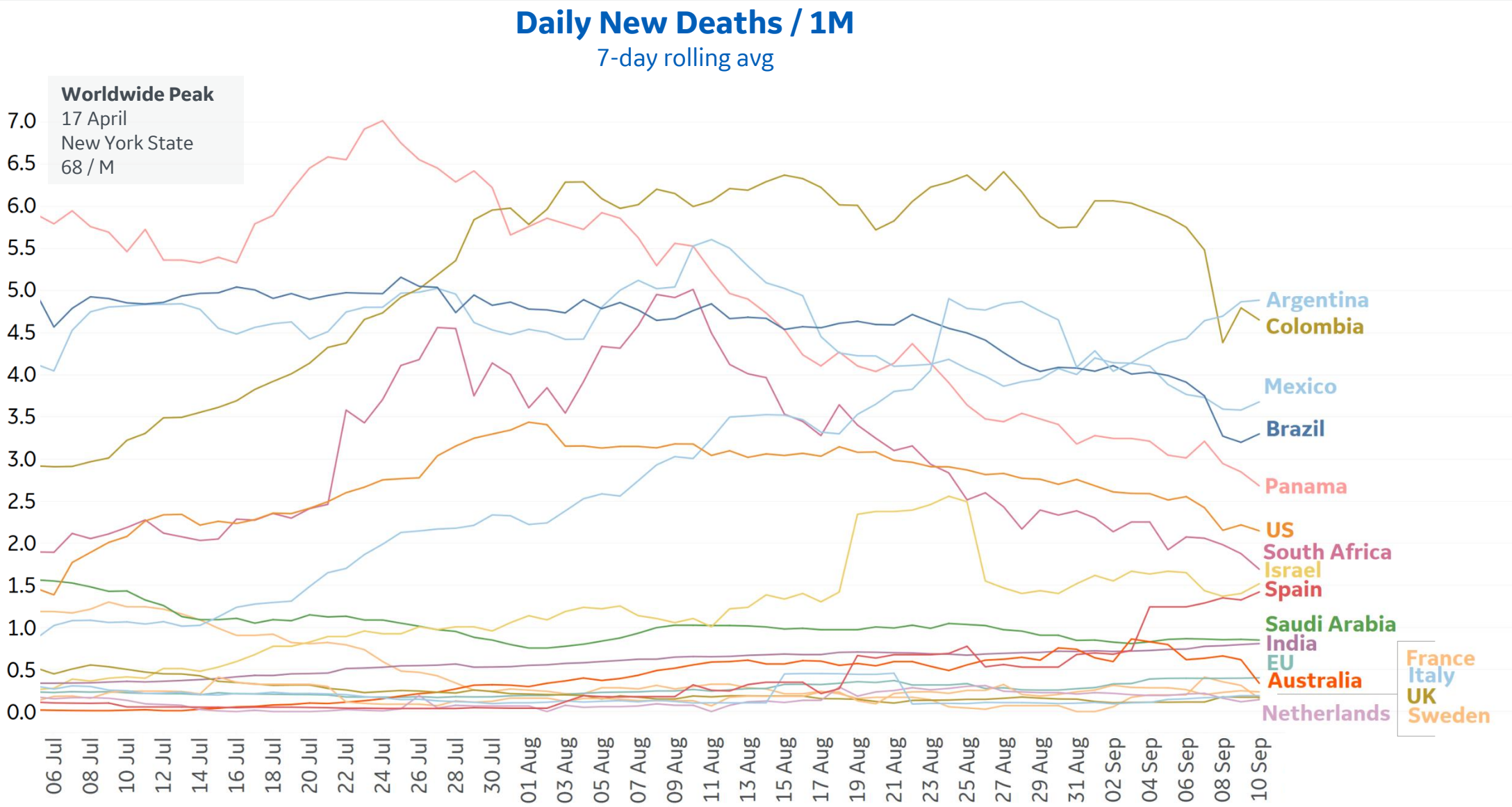
Daily New Confirmed Cases / 1M

7-day rolling avg





New Deaths in Select Countries

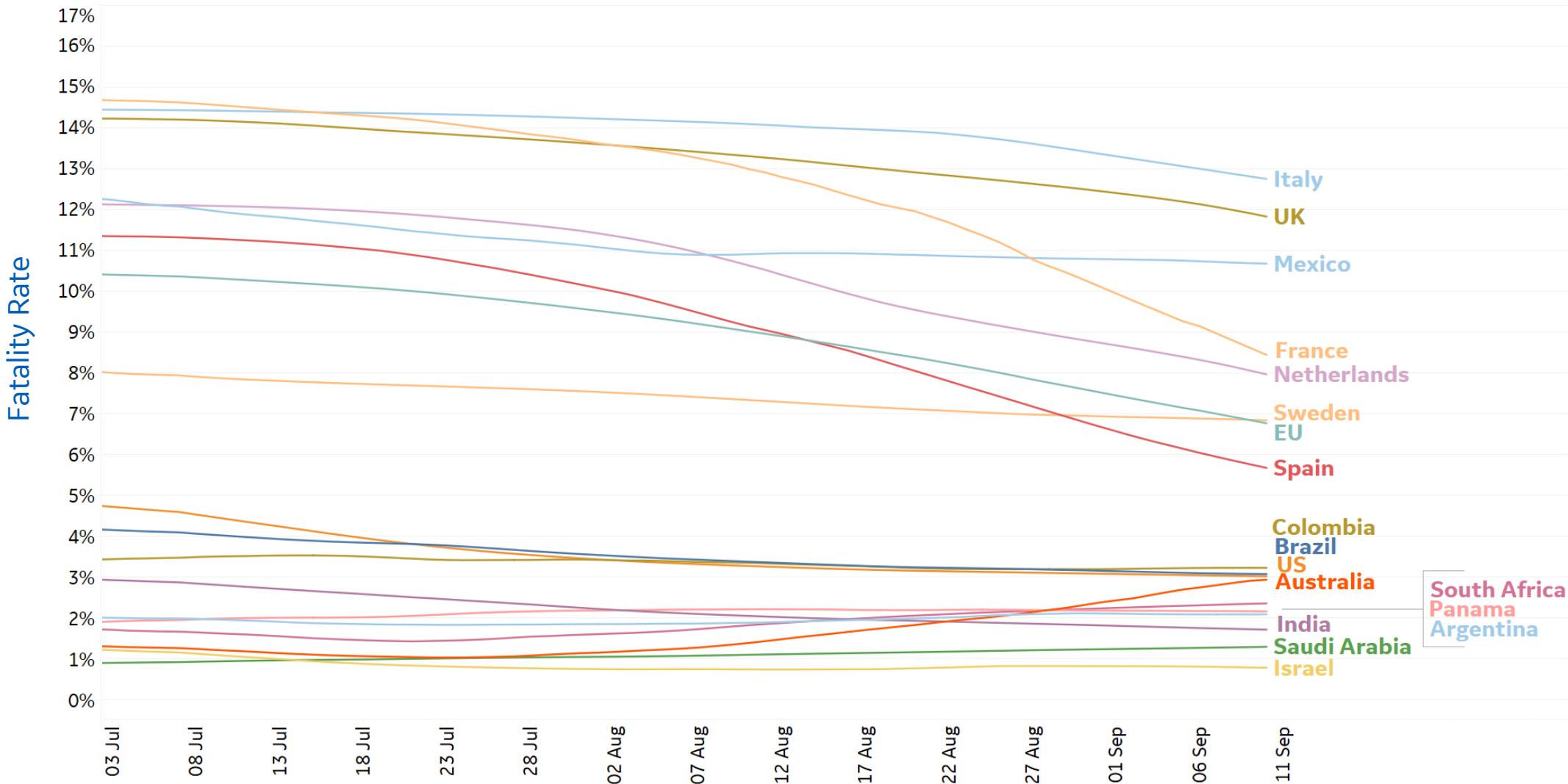


[illegible]



Deaths / Confirmed Cases

7-day rolling avg

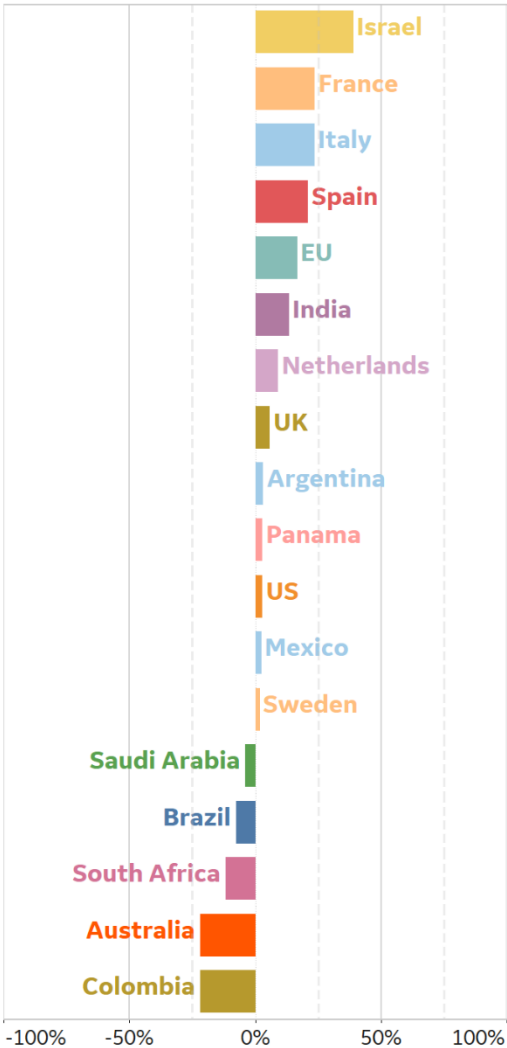




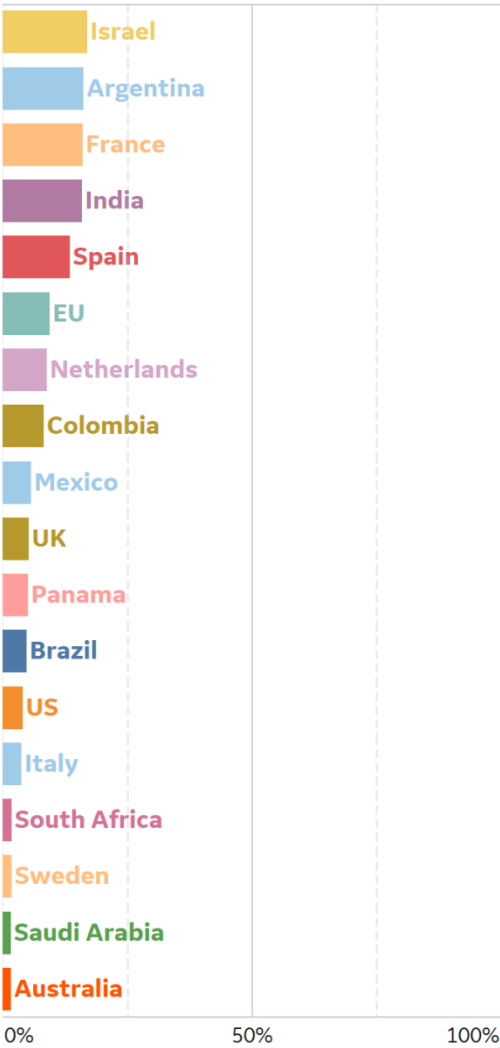
% Change in Case Volume in Select Countries

Over Previous 7 days

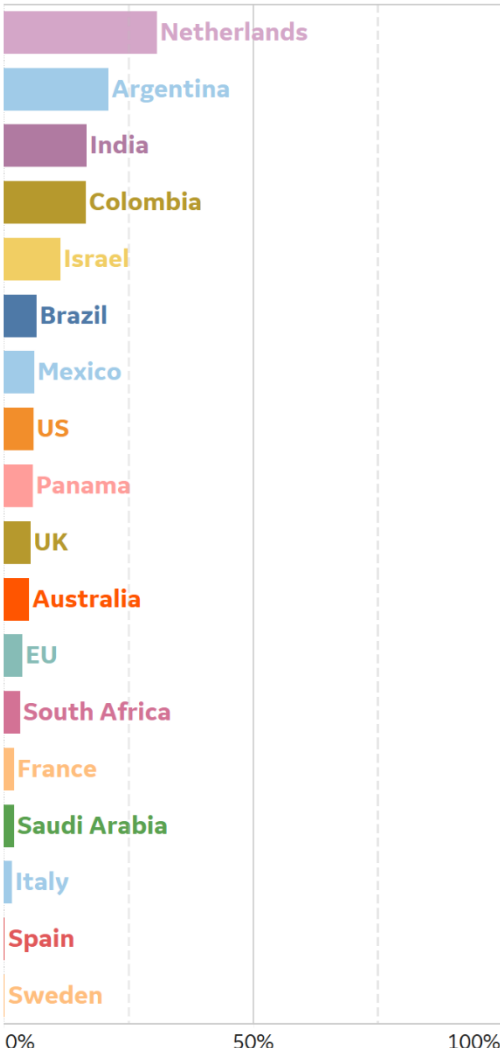
Active Cases



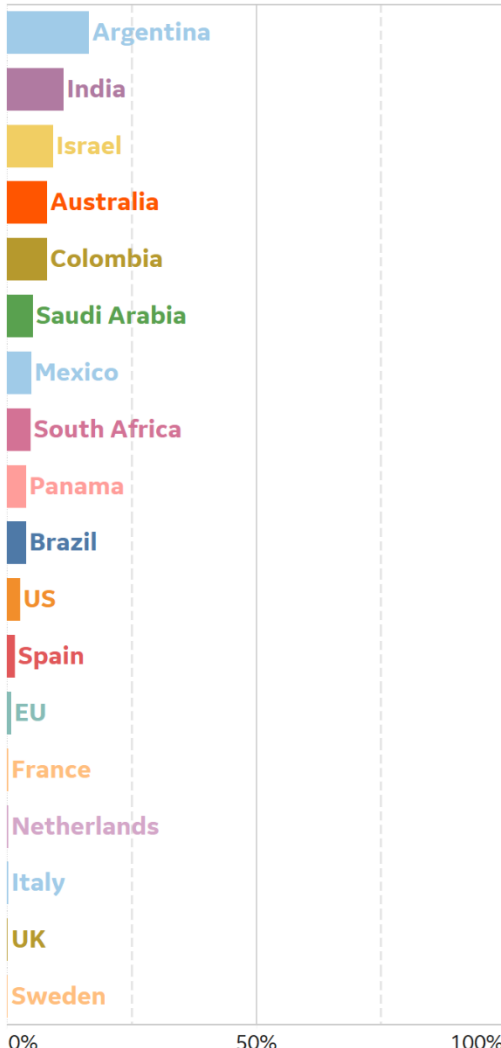
Confirmed Cases



Reported Recoveries



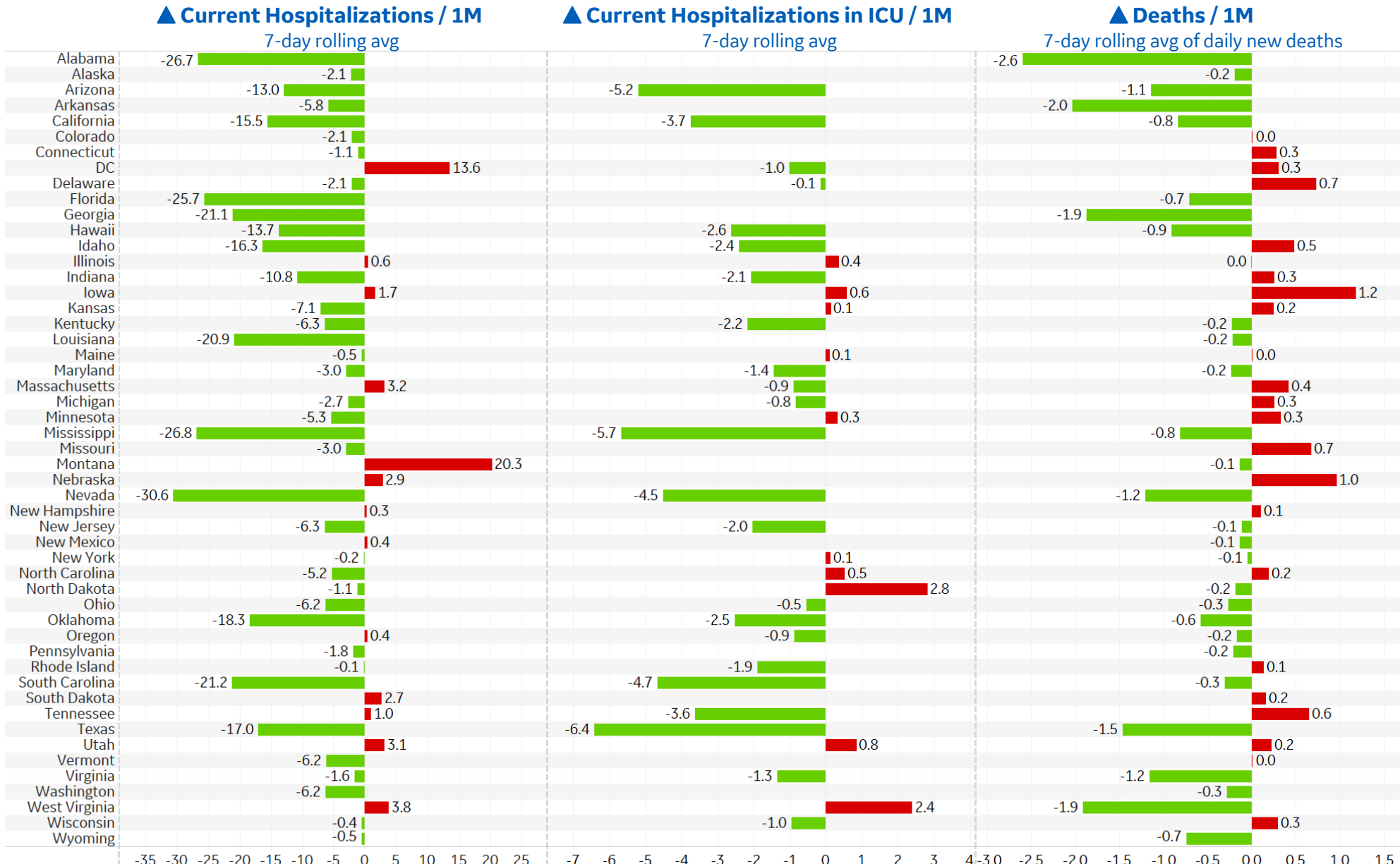
Reported Deaths





Feature: US Changes from Previous Week

Updated 11 Sept 2020, 3:30 GMT 12



*Blank rows indicate insignificant or missing data



Feature: Trends in CC Ecosystem Cities

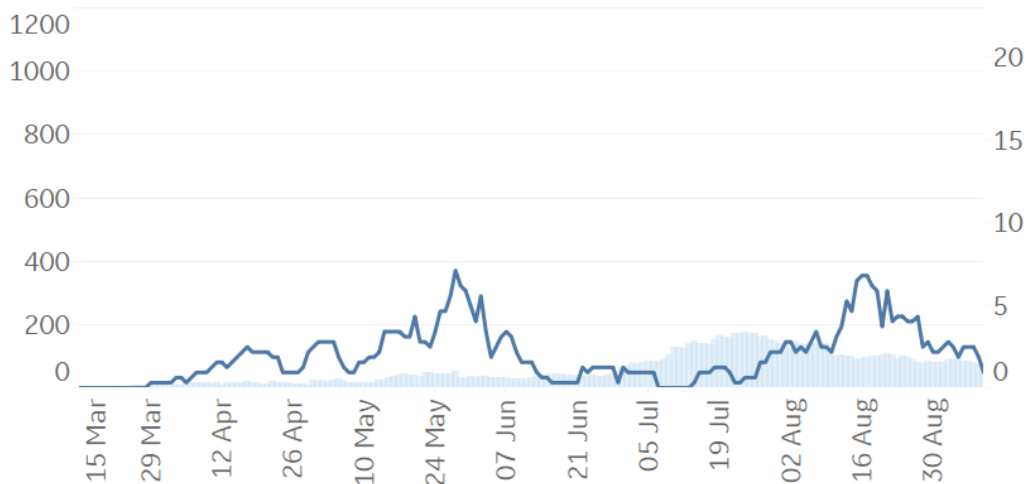
Updated 11 Sept 2020, 3:30 GMT

13

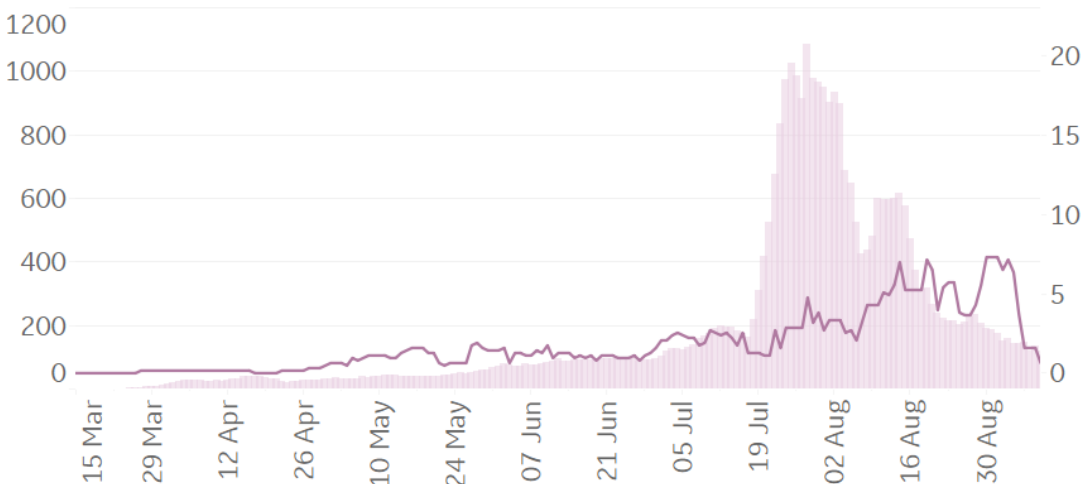
Asheville, NC

Daily New Confirmed Cases / 1M (Bars)

7-day Rolling Avg



Bakersfield, CA



Baltimore, MD



Bradford, UK



Daily New Deaths / 1M (Lines)
7-day Rolling Avg



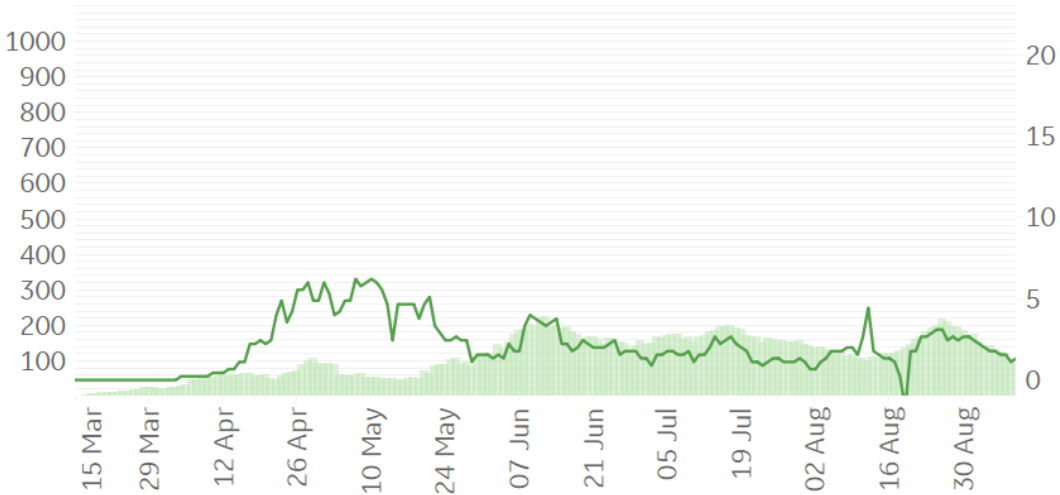
Feature: Trends in CC Ecosystem Cities

Durham, NC

Hanford, CA

Daily New Confirmed Cases / 1M (Bars)

7-day Rolling Avg

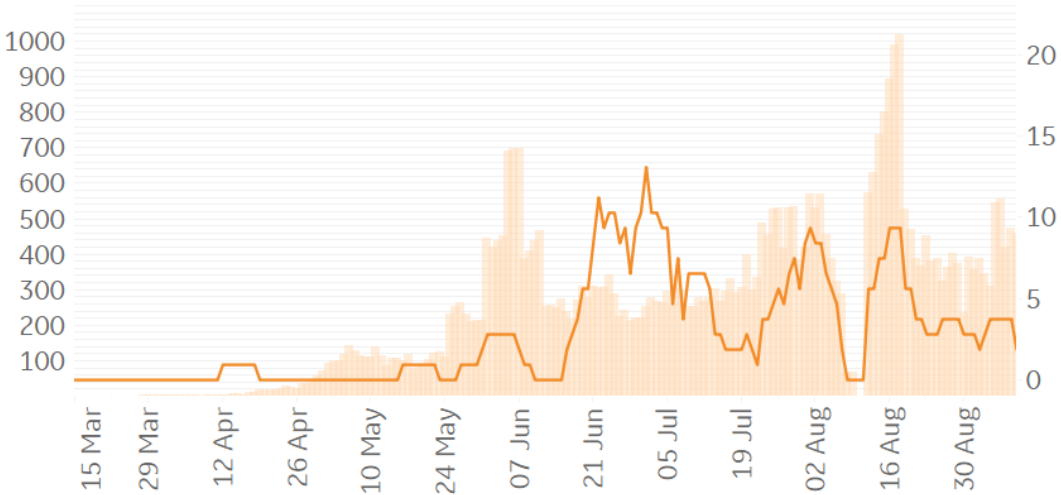


Los Angeles, CA



Daily New Deaths / 1M (Lines)

7-day Rolling Avg

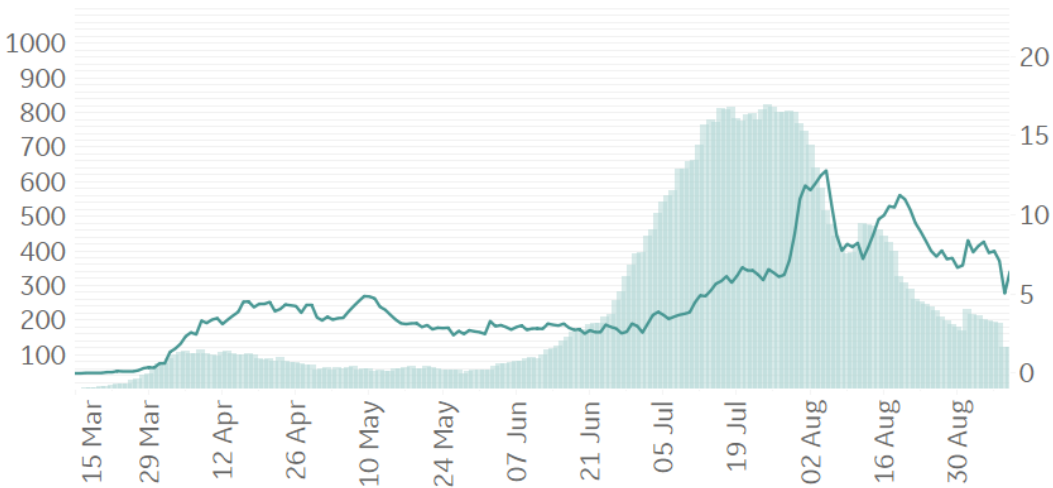




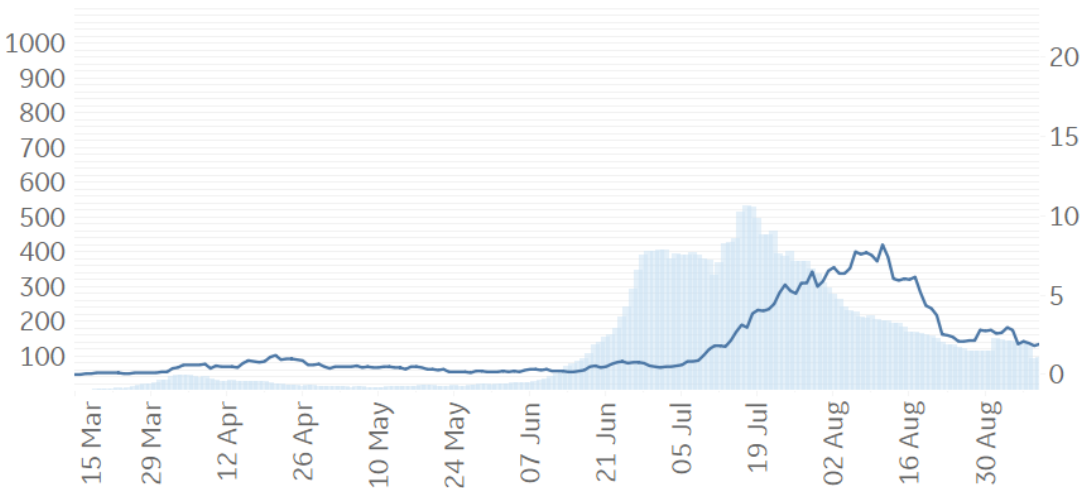
Feature: Trends in CC Ecosystem Cities



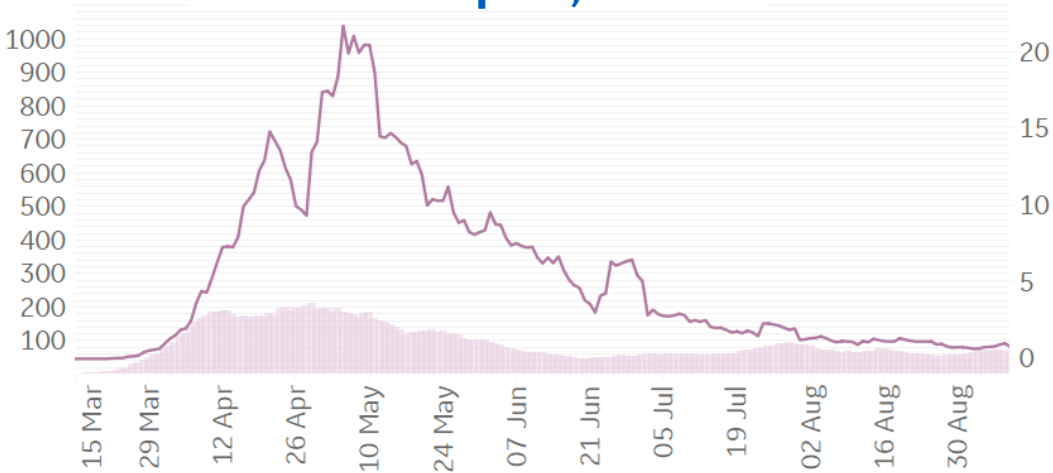
Miami, FL



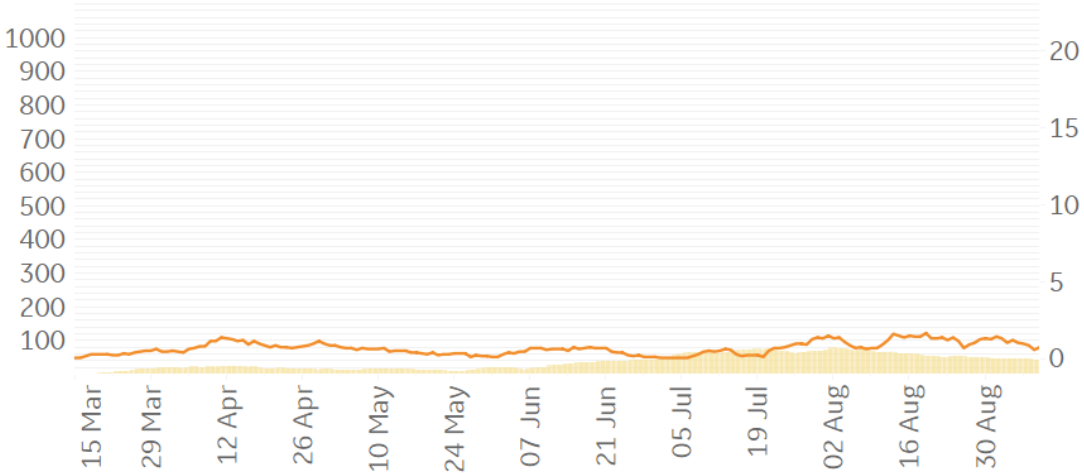
Orlando, FL



Philadelphia, PA



Portland, OR



Daily New Confirmed Cases / 1M (Bars)

7-day Rolling Avg

Daily New Deaths / 1M (Lines)

7-day Rolling Avg

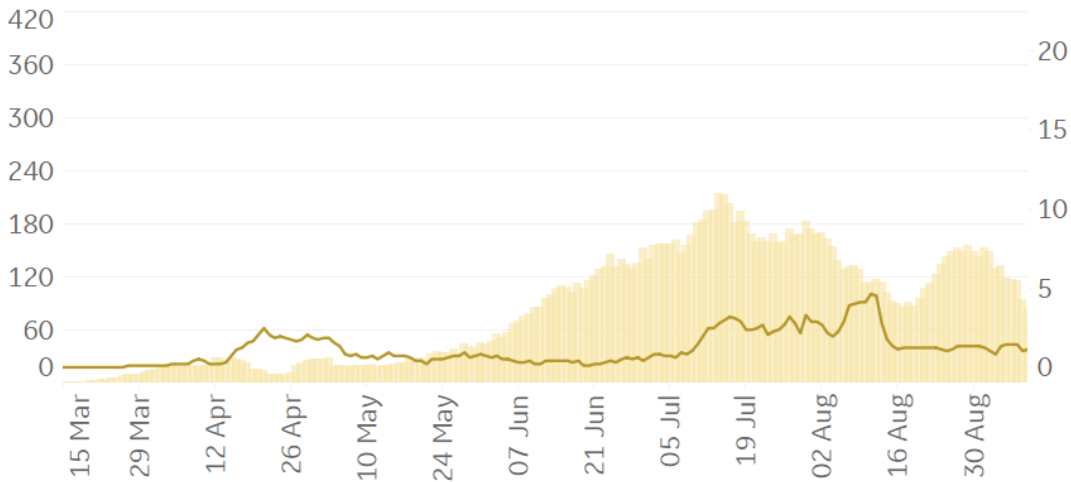


Feature: Trends in CC Ecosystem Cities

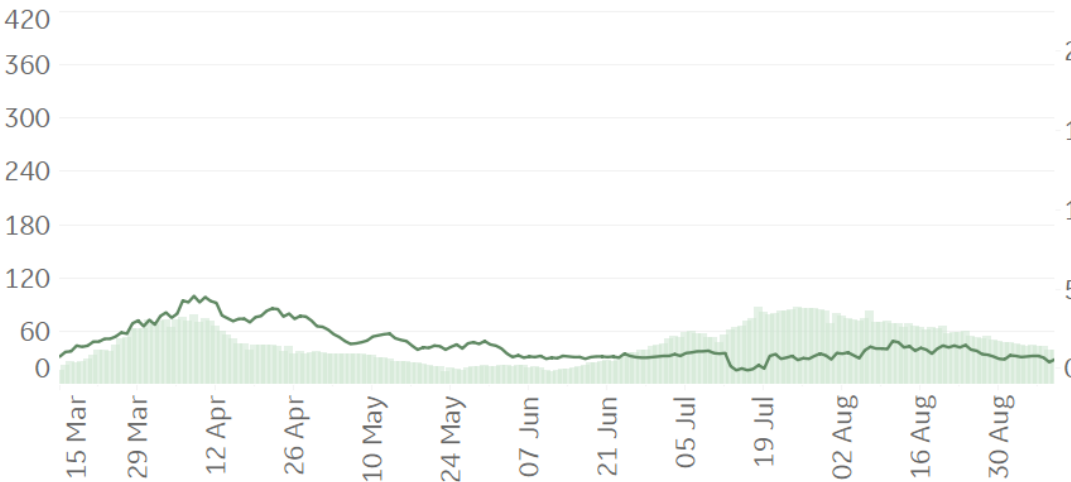
Raleigh, NC

Daily New Confirmed Cases / 1M (Bars)

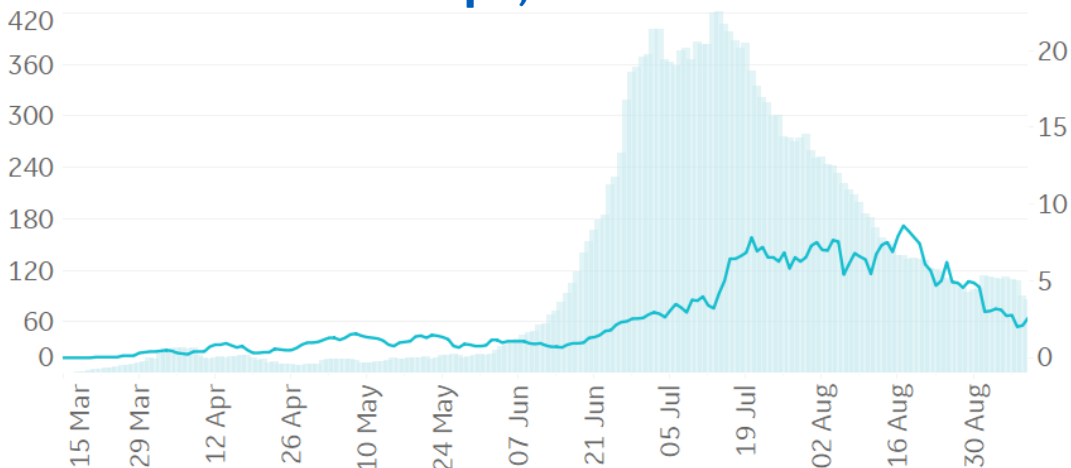
7-day Rolling Avg



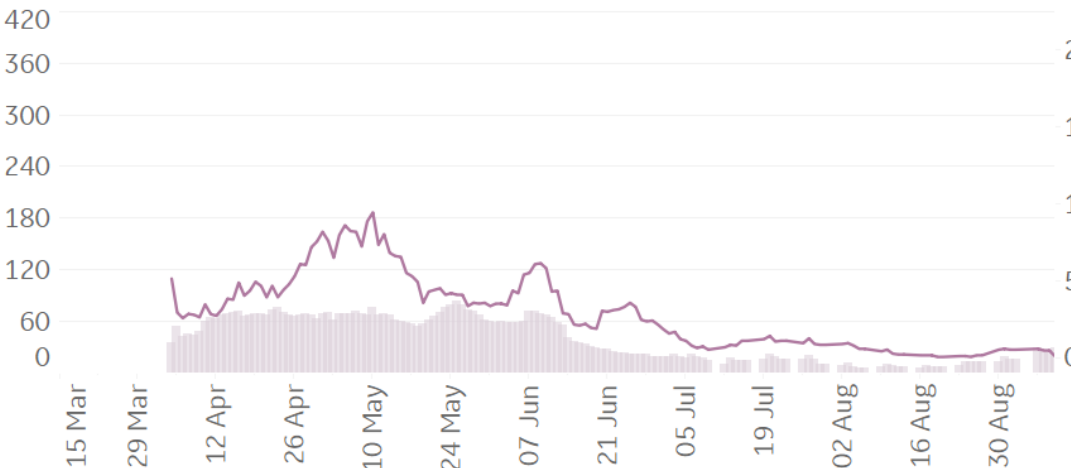
Seattle, WA



Tampa, FL



Toronto, Canada



Daily New Deaths / 1M (Lines)
7-day Rolling Avg



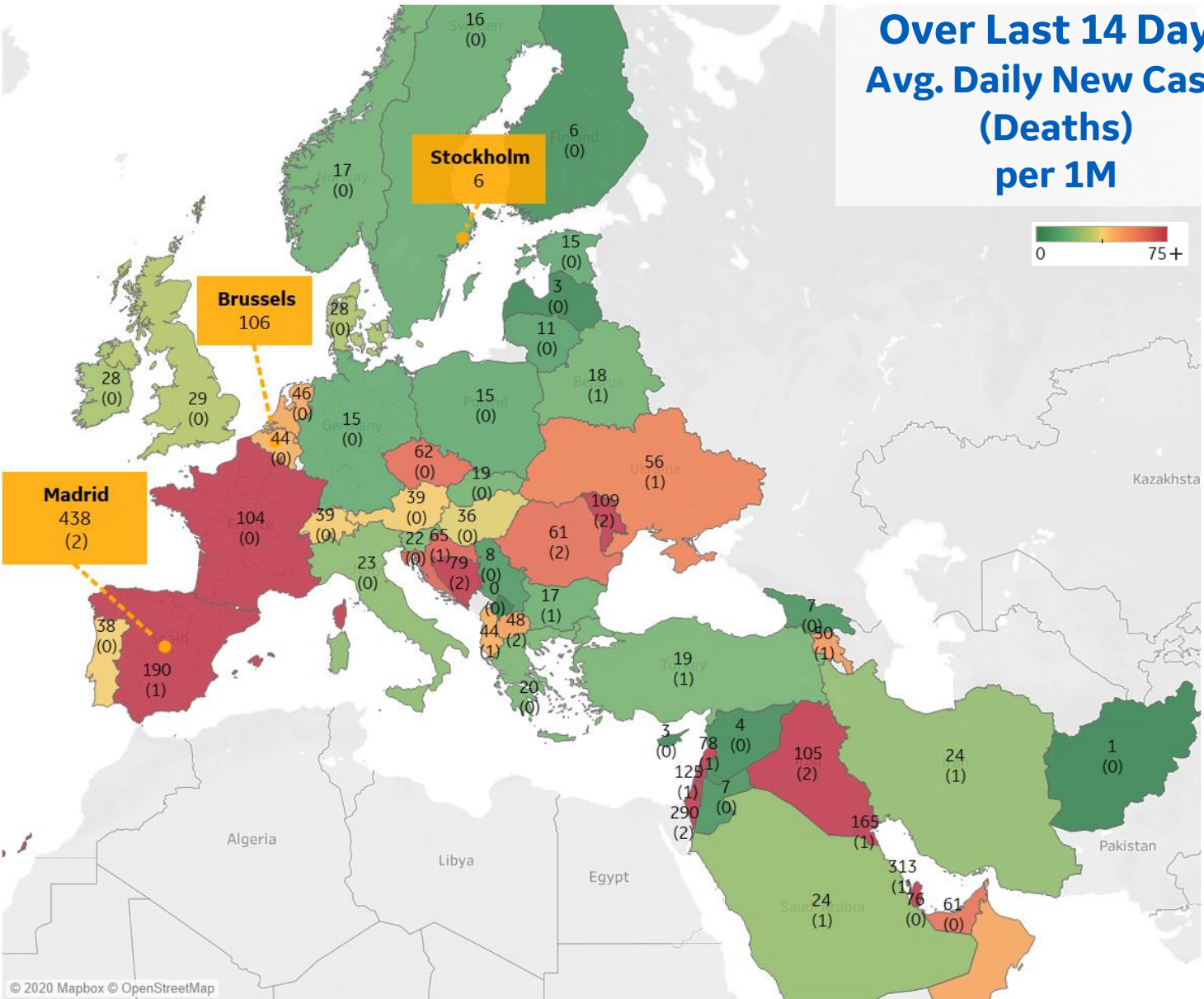
Per 1M in Region

	Today	Change
Active Cases	1,815	+2%
Confirmed	60 new	+1%
Deaths	1 new	+0.3%
Recovered	20 new	+1%

Most Daily New Cases / 1M

Bahrain	313
Israel	290
Spain	190
Kuwait	165
Moldova	109
Iraq	105
Bos. and Herz.	79
Qatar	76
Romania	61
Kosovo	0

* Excludes regions with population < 1M



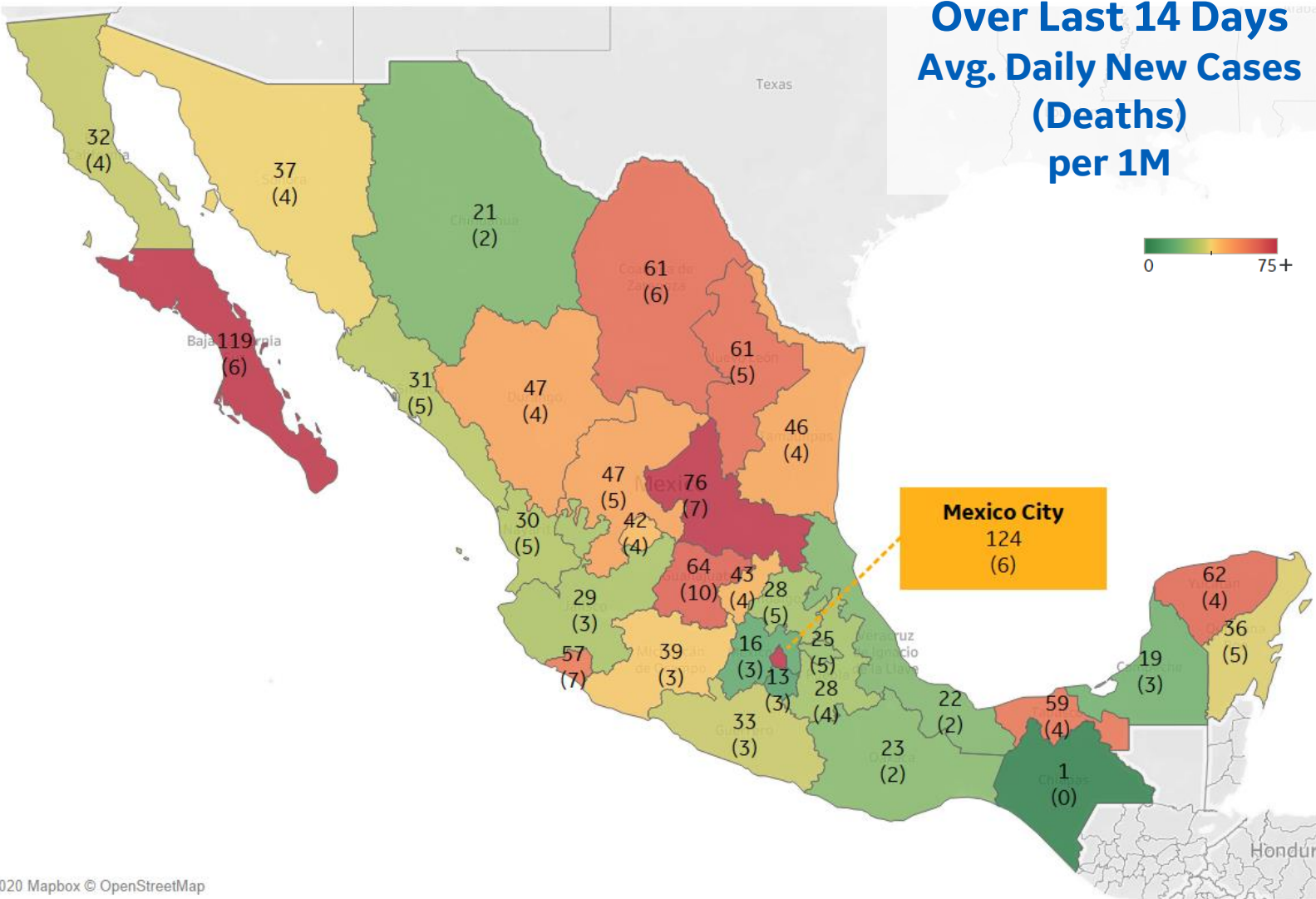


Per 1M in Region

	Today	Change
Active Cases	317	+3%
Confirmed	39 new	+1%
Deaths	5 new	+1%
Recovered	25 new	+1%

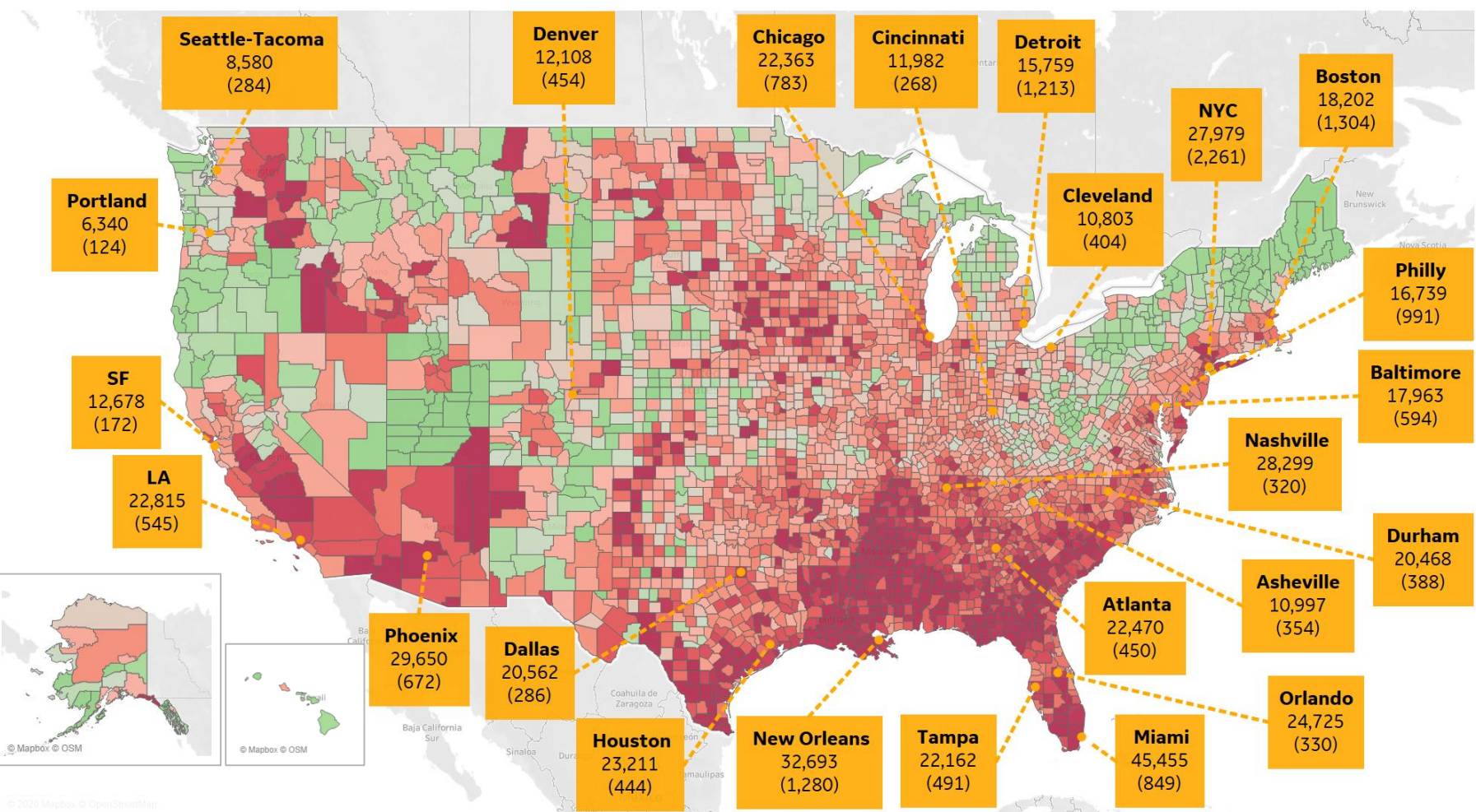
Most Daily New Cases / 1M

Distrito Federal	124
Baja California Sur	119
San Luis Potosí	76
Guanajuato	64
Yucatán	62
Coahuila	61
Nuevo León	61
Tabasco	59
Colima	57
Tamaulipas	46





US by County & Metro, Total to Date



Top 10 Northeast Counties

Total Confirmed Cases / 1M

Rockland County, NY	44,446
Westchester County, NY	38,661
Passaic County, NJ	37,023
Nassau County, NY	33,491
Union County, NJ	31,037
Suffolk County, NY	30,789
Hudson County, NJ	30,234
Orange County, NY	30,062
Suffolk County, MA	28,511
Providence County, RI	27,389

Top 10 Other US Counties

Total Confirmed Cases / 1M

Miami-Dade County, FL	59,955
Nueces County, TX	53,849
Cameron County, TX	51,713
Webb County, TX	45,053
Yakima County, WA	44,293
Jefferson Parish, LA	39,122
Broward County, FL	37,828
Escambia County, FL	36,762
Davidson County, TN	35,877
Charleston County, SC	35,367

Confirmed Cases
(Deaths)
per 1M

0 30,000 +
Scale different
from other pages

Note: Includes counties ≥ 250K population
* New York City counties aggregated into one reporting area



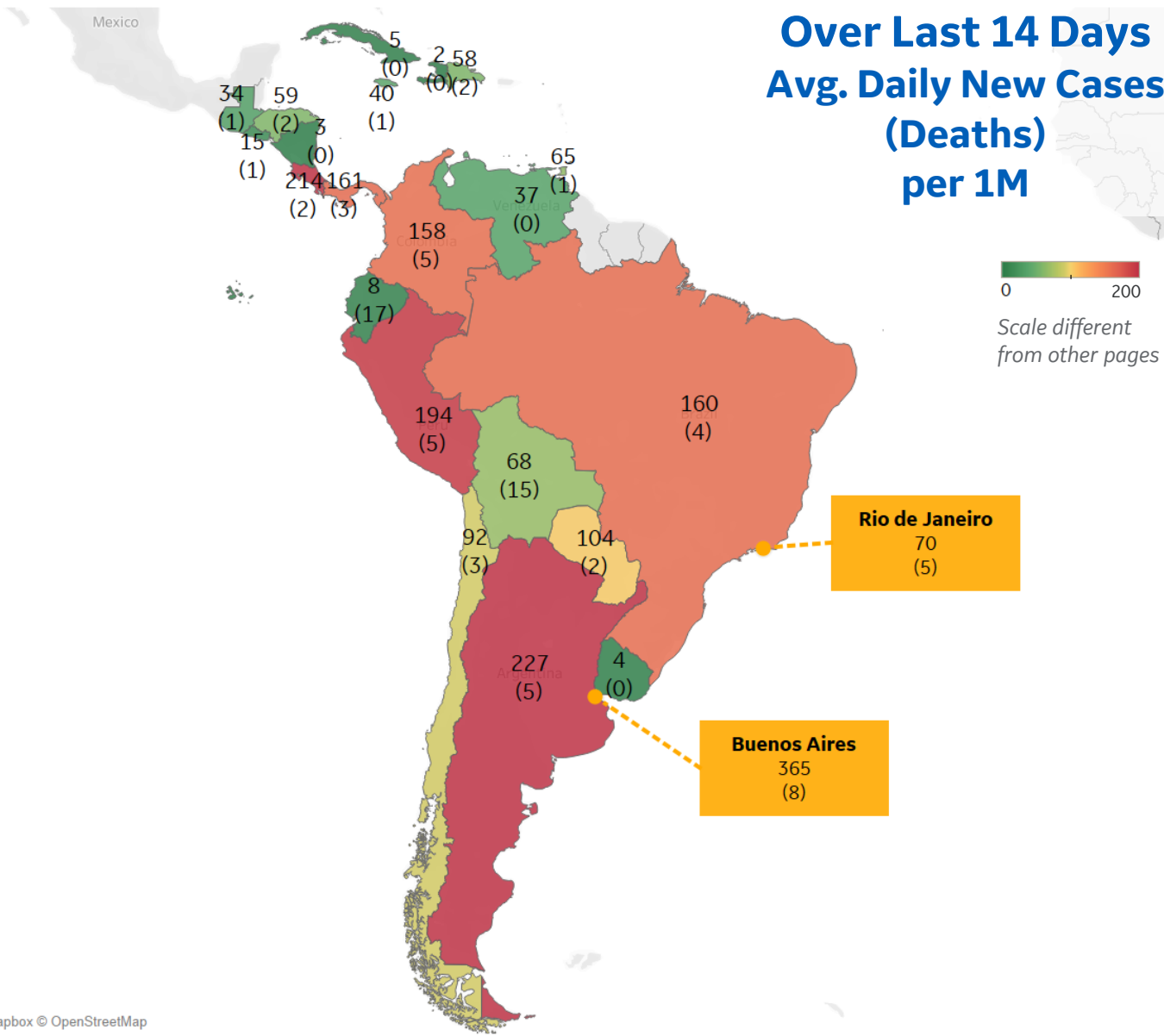
Per 1M in Region

	Today	Change
Active Cases	2,039	+0%
Confirmed	147 new	+1.0%
Deaths	4 new	+1%
Recovered	153 new	+1%

Most Daily New Cases / 1M

Argentina	227
Costa Rica	214
Peru	194
Panama	161
Brazil	160
Colombia	158
Paraguay	104
Chile	92
Bolivia	68
Trinidad and Toba..	65

* Excludes regions with population < 1M





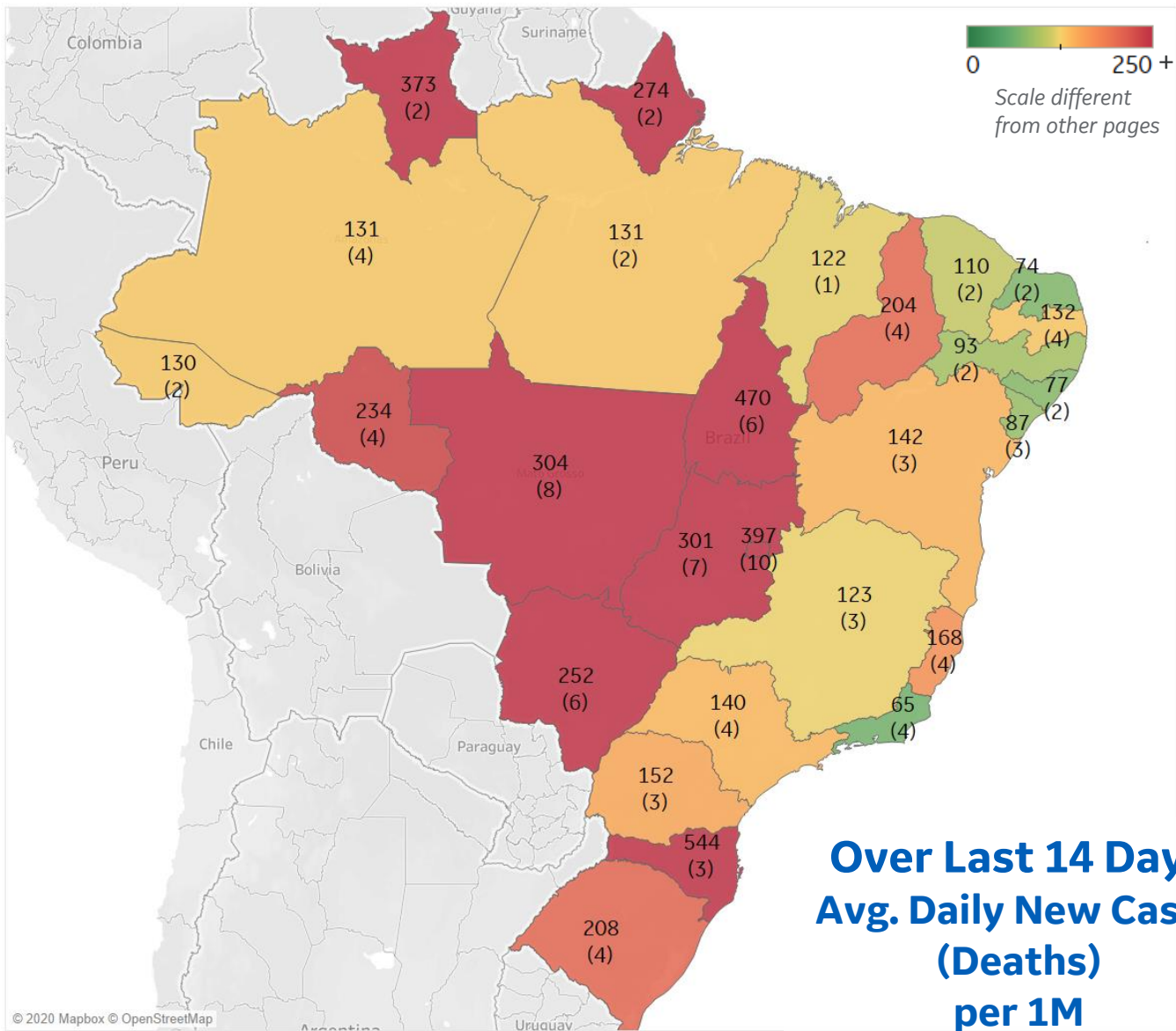
Per 1M in Region

	Today	Change
Active Cases	2,123	-1%
Confirmed	191 new	+1%
Deaths	5 new	+1%
Recovered	217 new	+1%

Most Daily New Cases / 1M

Santa Catarina	544
Tocantins	470
Distrito Federal	397
MatoGrosso	304
Goiás	301
MatoGrosso d..	252
Rondônia	234
Rio Grande do ..	208
Piauí	204
Bahia	142

* Excludes regions with population < 1M





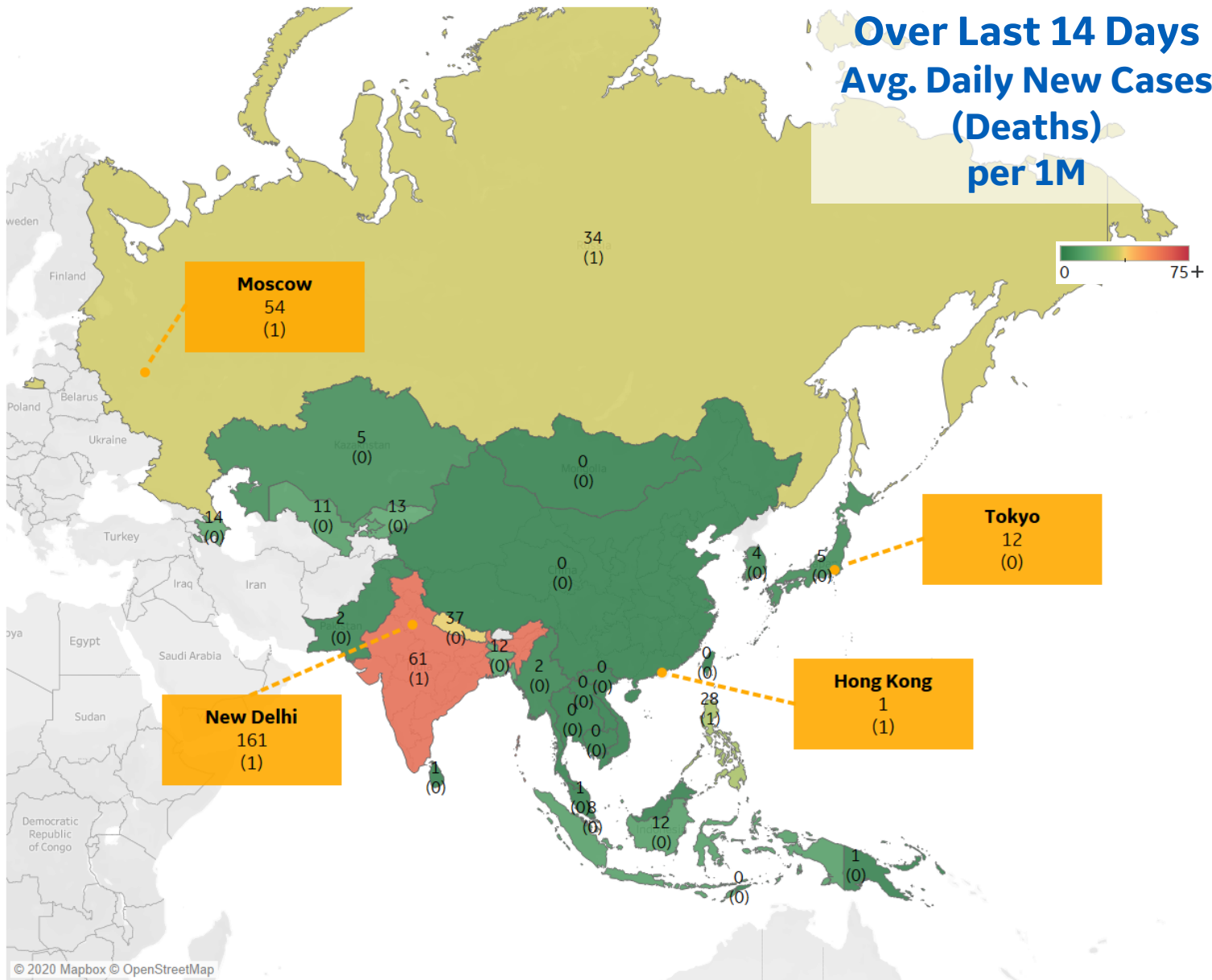
Per 1M in Region

	Today	Change
Active Cases	313	+2.0%
Confirmed	26 new	+2%
Deaths	0.4 new	+1%
Recovered	20 new	+2%

Most Daily New Cases / 1M

India	61
Nepal	37
Russia	34
Philippines	28
Azerbaijan	14
Kyrgyzstan	13
Bangladesh	12
Indonesia	12
Uzbekistan	11
Singapore	8

* Excludes regions with population < 1M





Per 1M in Region

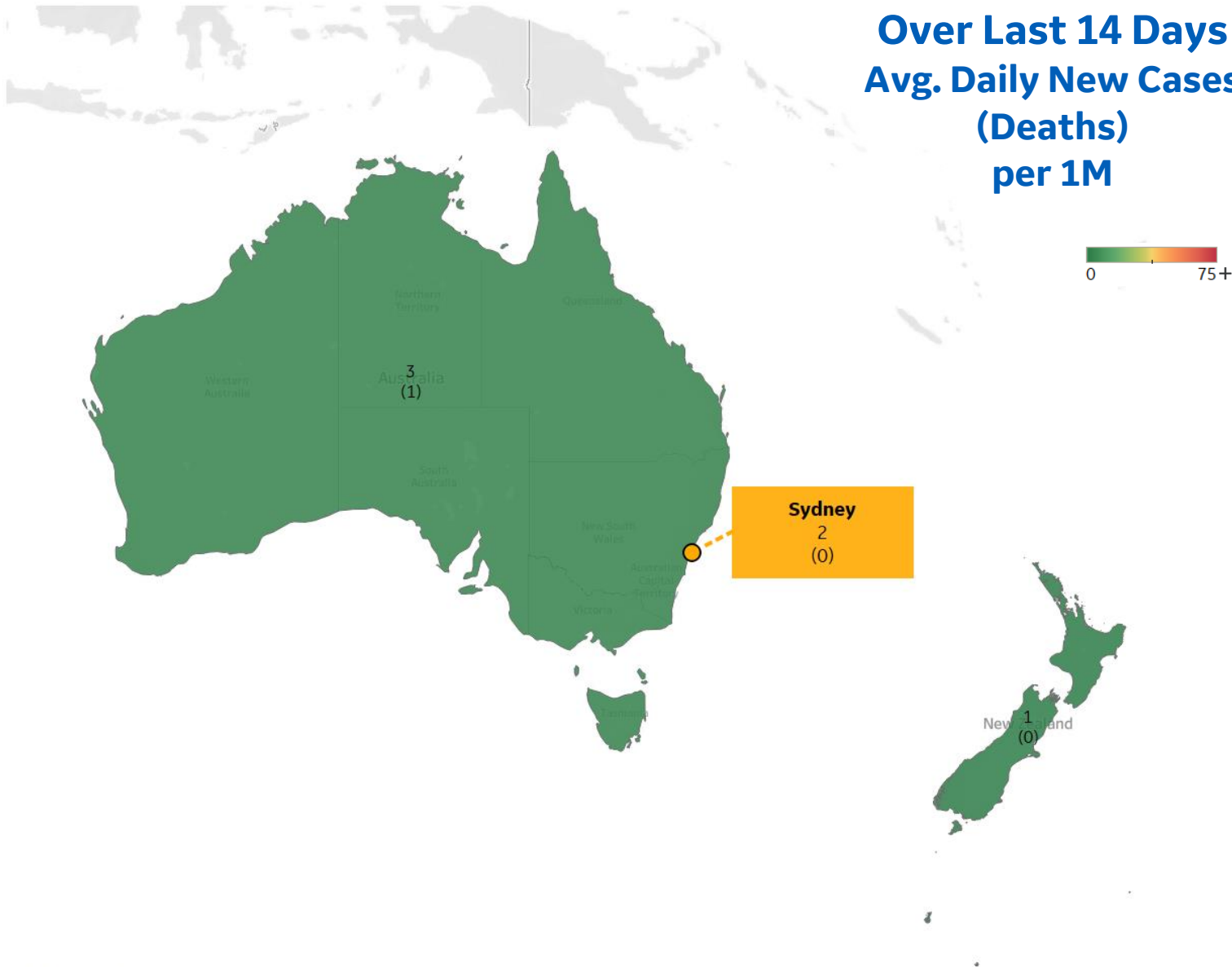
	Today	Change
Active Cases	91	-5%
Confirmed	1 new	+0.1%
Deaths	0.3 new	+1%
Recovered	6 new	+1%

Most Daily New Cases / 1M

Australia	3
New Zealand	1

* Excludes regions with population < 1M

Over Last 14 Days Avg. Daily New Cases (Deaths) per 1M





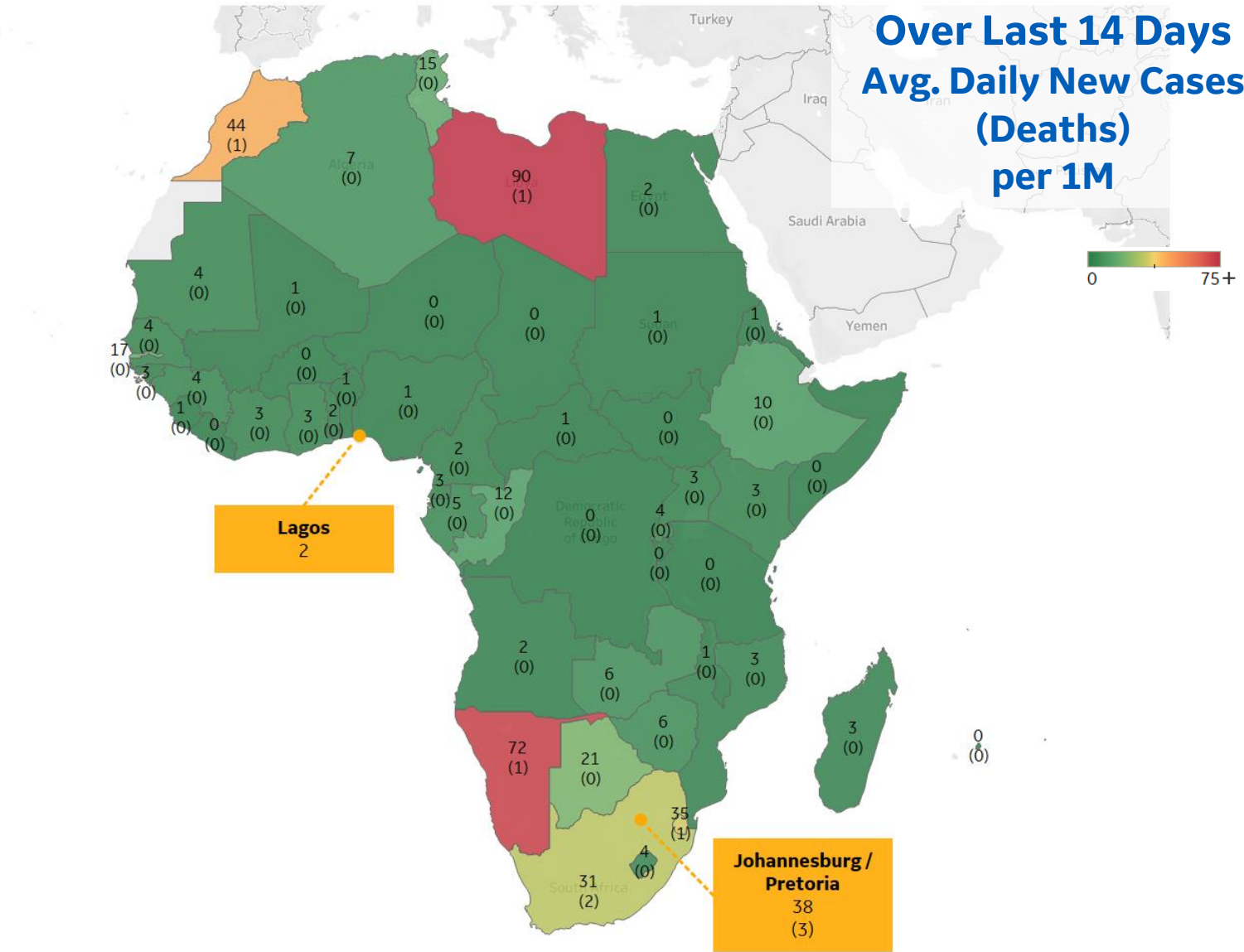
Per 1M in Region

	Today	Change
Active Cases	172	-1%
Confirmed	6 new	+1%
Deaths	0.1 new	+1%
Recovered	7 new	+1%

Most Daily New Cases / 1M

Libya	90
Namibia	72
Morocco	44
Eswatini	35
South Africa	31
Botswana	21
Gambia	17
Tunisia	15
Congo (Brazzavil..	12
Ethiopia	10

* Excludes regions with population < 1M





Sources



*** Per 1M = Per 1 Million Population unless otherwise noted*

Johns Hopkins Coronavirus Resource Center:

<https://coronavirus.jhu.edu/map.html>

Worldometer Coronavirus Reporting:

<https://www.worldometers.info/coronavirus/>

Public Health England:

<https://www.gov.uk/government/publications/covid-19-track-coronavirus-cases>

US Department of Homeland Security, Homeland Infrastructure Foundation-Level Data:

<https://hifld-geoplatform.opendata.arcgis.com/datasets/hospitals>

City of New York, NYC Health:

<https://www1.nyc.gov/site/doh/covid/covid-19-data.page>

Chicago Coronavirus Latest Data:

<https://www.chicago.gov/city/en/sites/covid-19/home/latest-data.html>

National Health Commission of the PRC:

<http://www.nhc.gov.cn/xcs/yqtb/202003/bf66696029ba420098164607240074f8.shtml>

Korean Centers for Disease Control and Prevention:

http://www.cdc.go.kr/cdc_eng/

CDC, Severe Outcomes Among Patients with Coronavirus Disease 2019 (COVID-19):

<https://www.cdc.gov/mmwr/volumes/69/wr/mm6912e2.htm>

Italian Department of Civil Protection, COVID Monitoring:

<http://opendatadpc.maps.arcgis.com/apps/opsdashboard/index.html#/b0c68bce2cce478eaac82fe38d4138b1>

The COVID Tracking Project:

<https://covidtracking.com/data/>

UK Office for National Statistics

<https://www.ons.gov.uk/peoplepopulationandcommunity/birthsdeathsandmarriages/deaths/bulletins/deathsregisterweeklyinenglandandwalesprovisional/weekending24april2020>

COVID-19 Information for Switzerland:

<https://www.corona-data.ch/>

Provincial Health Services Authority of Canada. BC Center for Disease Control:

<http://www.bccdc.ca/about/news-stories/stories/2020/information-on-novel-coronavirus>

Secretary of Health, Mexico:

<https://www.gob.mx/salud/en>

OECD Economic Outlooks, Statistics:

https://www.oecd-ilibrary.org/economics/data/oecd-economic-outlook-statistics-and-projections_eo-data-en

Public Health Authority of Sweden:

<https://www.folkhalsomyndigheten.se/smittskydd-beredskap/utbrott/aktuella-utbrott/covid-19/bekraftade-fall-i-sverige>

National Public Health Agency of France:

<https://www.santepubliquefrance.fr/regions/ile-de-france/documents/bulletin-regional/2020/covid-19-point-epidemiologique-en-ile-de-france-du-23-avril-2020>

Florida Department of Health, COVID-19 Response:

<https://floridahealthcovid19.gov>

CDC:

<https://www.cdc.gov/covid-data-tracker/index.html#demographics>

CDC Provisional COVID19 Deaths Counts

<https://data.cdc.gov/NCHS/Provisional-COVID-19-Death-Counts-by-Sex-Age-and-S/9bhg-hcku>

Johns Hopkins Coronavirus Resource Center:

<https://coronavirus.jhu.edu/map.html>

WHO Europe, Surveillance Report:

<http://www.euro.who.int/en/health-topics/health-emergencies/coronavirus-covid-19/weekly-surveillance-report>

WHO Europe, Principles for Transition:

<http://www.euro.who.int/en/media-centre/sections/statements/2020/statement-transition-to-a-new-normal-during-the-covid-19-pandemic-must-be-guided-by-public-health-principles>