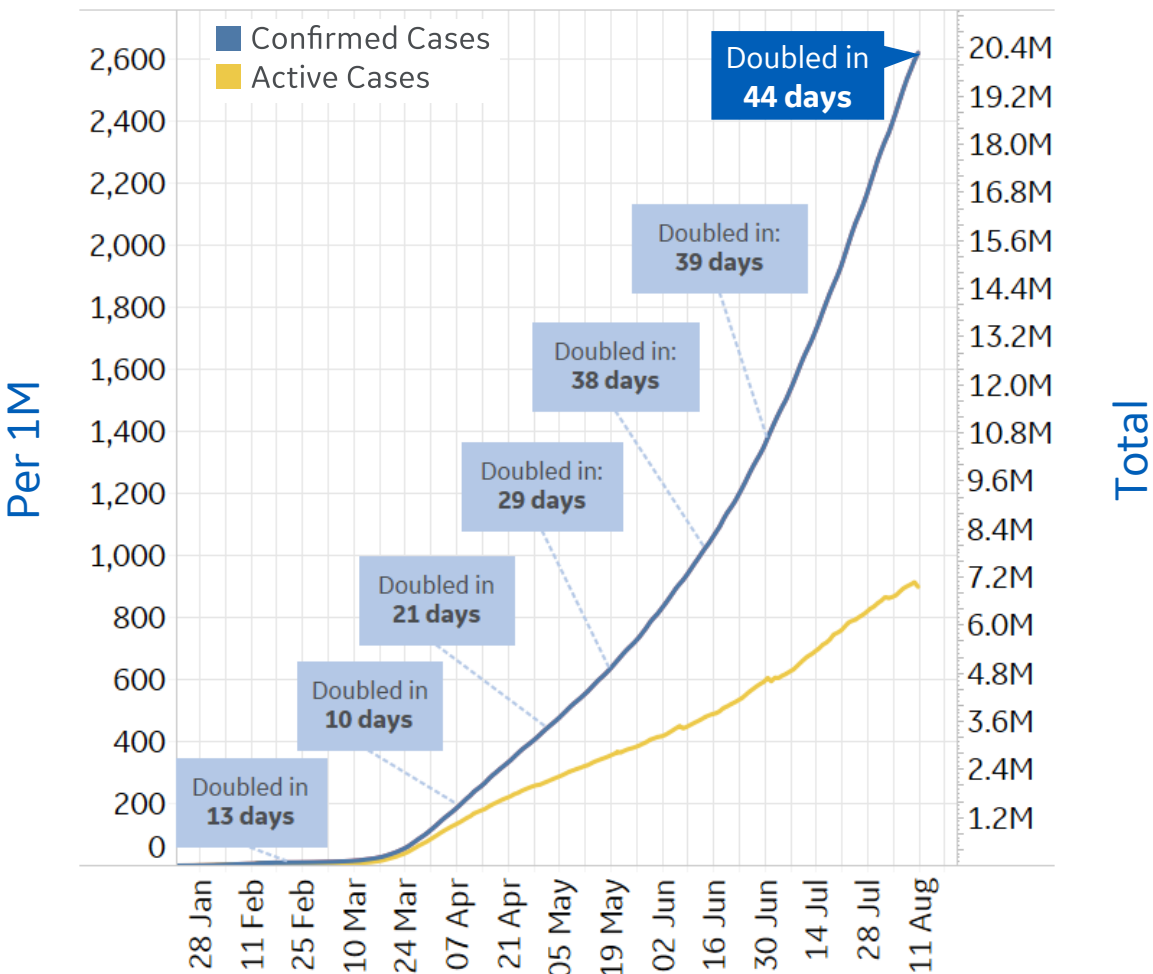




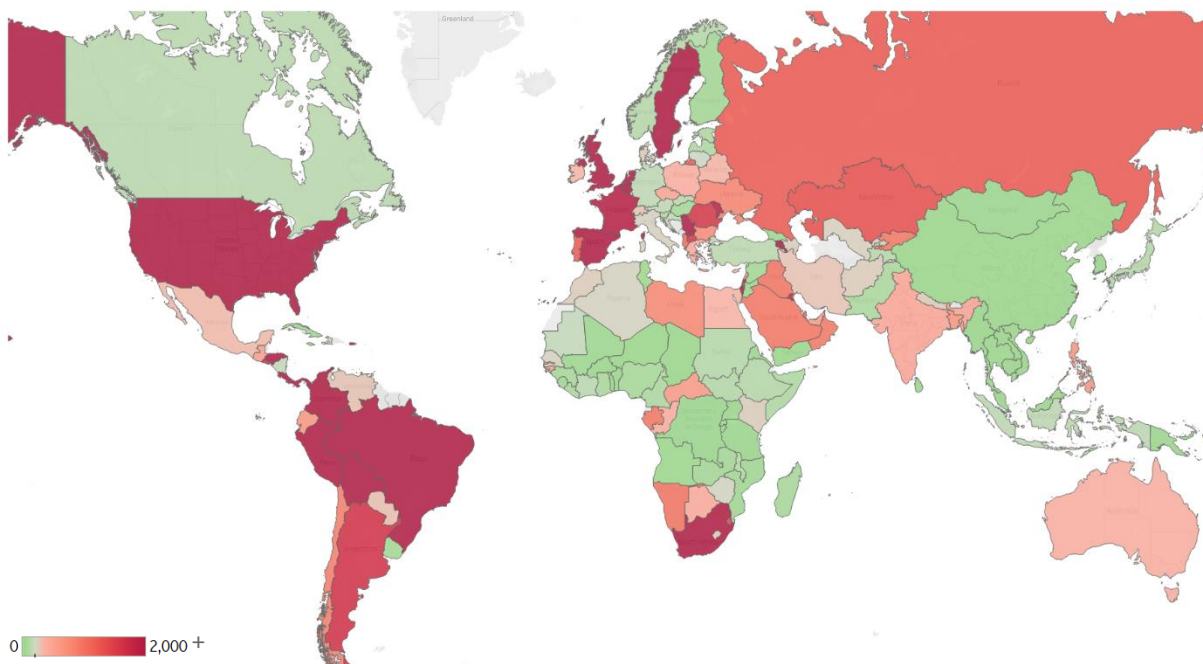
# Global Confirmed & Active Cases

## Trend since 22 Jan



## Today per 1M

Active cases = Confirmed - Recovered - Deaths



Per 1M:	Today	Change
Active Today	898	-2%
Active	-15 new	-2%
Confirmed	25 new	+1%
Deaths	1 new	+1%
Recovered	40 new	+3%



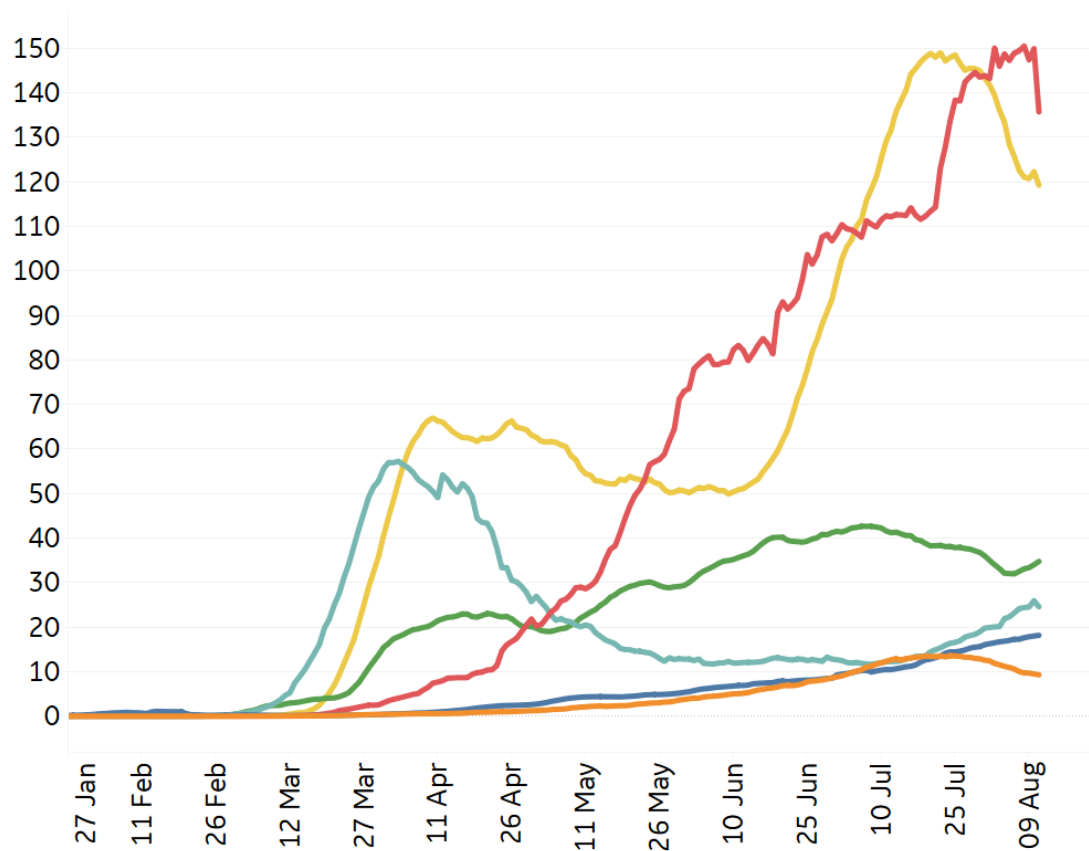
# New Confirmed Cases & New Deaths

Updated 12 August 2020, 3:30 GMT

Key **North America** **Europe** **Middle East** **Central/South America** **Asia** **Africa**

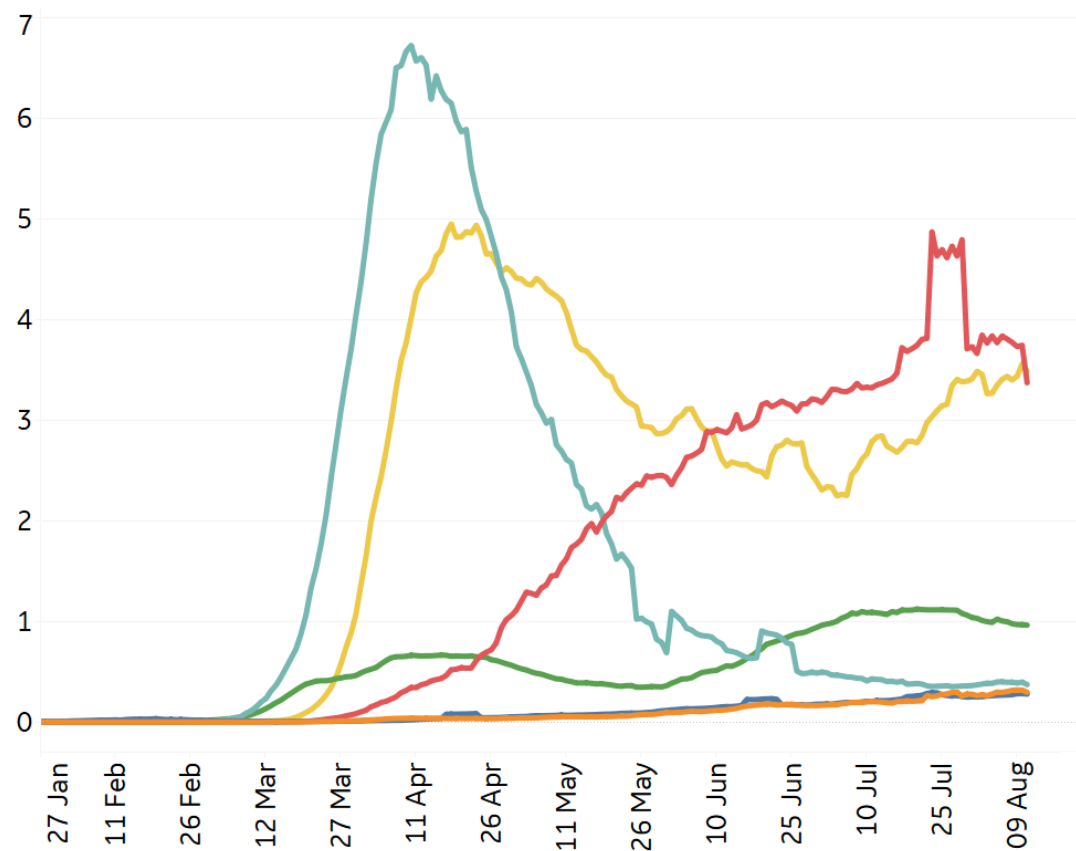
## New Confirmed Cases / 1M

7-day rolling average



## New Deaths / 1M

7-day rolling average





# Top 50 Countries: Per 1M



## 1 - 25

	Today		Total Since 22 Jan			Change from 14d Ago <sup>*</sup> in 14 day avg of daily new	
	New Confirmed	New Deaths	Total Confirmed	Total Recovered	Total Deaths	Confirmed	Deaths
Belgium	33	1	6,472	1,539	853	115%	13%
UK	0	0	4,616	22	687	19%	-29%
Peru	0	0	14,653	9,990	645	44%	-58%
Spain	78	0	6,986	3,216	611	92%	437%
Italy	7	0	4,155	3,349	582	51%	-34%
Sweden	15	0	8,231	0	571	4%	-57%
Chile	82	2	19,701	18,285	532	-12%	-57%
US	141	3	15,532	5,181	497	-15%	10%
Brazil	0	0	14,384	11,523	479	3%	-8%
France	0	0	3,667	1,271	465	60%	-47%
Mexico	52	7	3,820	3,081	418	-2%	6%
Panama	248	4	17,721	11,742	389	1%	-15%
Netherlands	19	-1	3,524	14	360	195%	-130%
Ireland	7	0	5,428	4,732	359	237%	-50%
Ecuador	49	1	5,416	4,456	337	5%	-19%
Bolivia	145	4	7,995	2,720	322	-2%	27%
EU	21	0	3,517	1,954	308	59%	18%
Armenia	54	2	13,699	11,189	271	-42%	-39%
Colombia	252	6	8,067	4,529	265	33%	28%
North Macedo..	68	0	5,800	3,959	254	-11%	-29%
Switzerland	22	0	4,263	3,744	230	44%	20%
Kyrgyzstan	57	1	6,201	5,017	227	-70%	-87%
Iran	28	2	3,943	3,436	224	2%	-10%
Moldova	95	2	6,996	4,893	212	23%	6%
Kosovo	0	0	5,646	3,283	185	9%	77%

## 26 - 50

	Today		Total Since 22 Jan			Change from 14d Ago <sup>*</sup> in 14 day avg of daily new	
	New Confirmed	New Deaths	Total Confirmed	Total Recovered	Total Deaths	Confirmed	Deaths
South Africa	42	2	9,545	7,185	181	-34%	20%
Portugal	12	0	5,192	3,801	173	-25%	-28%
Honduras	54	1	4,887	687	153	-30%	-26%
Romania	63	2	3,314	1,590	144	24%	70%
Iraq	84	2	3,903	2,787	138	24%	-16%
Bos. and Herz.	64	7	4,483	2,564	136	4%	111%
Dom. Rep.	55	2	7,476	4,210	124	-11%	28%
Kuwait	156	1	17,110	15,164	114	-12%	-4%
Argentina	156	5	5,773	4,013	111	32%	51%
Oman	52	2	16,067	15,024	104	-77%	2%
Russia	34	1	6,138	4,809	103	-12%	-14%
Bahrain	239	1	26,331	24,392	97	-16%	-20%
Saudi Arabia	44	1	8,372	7,328	93	-38%	-12%
El Salvador	61	1	3,279	1,522	88	13%	10%
Israel	216	1	10,004	6,941	72	-15%	18%
Kazakhstan	37	11	5,371	3,977	68	-35%	14%
Qatar	133	0	39,446	38,293	65	-30%	24%
Belarus	6	0	7,303	6,902	63	-22%	-29%
Eq. Guinea	0	0	3,436	1,555	59	N/A	N/A
Costa Rica	125	2	4,811	1,565	50	4%	48%
Azerbaijan	8	0	3,327	3,043	49	-50%	-41%
UAE	26	0	6,366	5,759	36	-14%	-8%
Gabon	0	0	3,597	2,616	23	-30%	-33%
Singapore	10	0	9,461	8,568	5	-9%	N/A
Total World	25	1	2,619	1,625	96	4%	-3%

\*Change from 14d ago:  
Compares 14d-avgs. of Daily New Cases/Deaths  
today with 14d-avgs. from 14d ago

In the last 7 days, confirmed cases in **Spain** increased 8%

Sorted by Total Deaths / 1M  
Top 50 countries selected by Cases / 1M  
Excluded countries with population < 1M

Several countries are revising and updating case counts



# Top 50 Countries: Raw Volume

Updated 12 August 2020, 3:30 GMT

4

## 1 - 25

	Today		Total Since 22 Jan			Change from 14d Ago <sup>*</sup> in 14 day avg of daily new	
	New Confirmed	New Deaths	Total Confirmed	Total Recovered	Total Deaths	Confirmed	Deaths
US	46,808	1,074	5,141,208	1,714,960	164,537	-15%	10%
EU	9,133	80	1,566,119	869,983	137,272	59%	18%
Brazil	0	0	3,057,470	2,449,338	101,752	3%	-8%
Mexico	6,686	926	492,522	397,278	53,929	-2%	6%
UK	2	0	313,394	1,464	46,611	19%	-29%
India	60,963	834	2,329,638	1,639,599	46,091	34%	20%
Italy	412	6	251,237	202,461	35,215	51%	-34%
France	6	1	239,355	82,971	30,328	60%	-47%
Spain	3,632	5	326,612	150,376	28,581	92%	437%
Peru	0	0	483,133	329,404	21,276	44%	-58%
Iran	2,345	184	331,189	288,620	18,800	2%	-10%
Russia	4,892	130	895,691	701,796	15,103	-12%	-14%
Colombia	12,830	321	410,453	230,427	13,475	33%	28%
South Africa	2,511	130	566,109	426,125	10,751	-34%	20%
Chile	1,572	39	376,616	349,541	10,178	-12%	-57%
Belgium	388	6	75,008	17,841	9,885	115%	13%
Germany	1,032	5	219,540	198,347	9,208	63%	45%
Canada	336	4	122,389	108,465	9,038	-15%	-28%
Netherlands	332	-17	60,390	243	6,161	195%	-130%
Pakistan	531	15	285,191	261,246	6,112	-49%	-48%
Ecuador	862	19	95,563	78,610	5,951	5%	-19%
Turkey	1,183	15	243,180	226,155	5,873	17%	-6%
Indonesia	1,693	59	128,776	83,710	5,824	14%	-23%
Sweden	154	4	83,126	0	5,770	4%	-57%
Iraq	3,396	67	156,995	112,102	5,531	24%	-16%

## 26 - 50

	Today		Total Since 22 Jan			Change from 14d Ago <sup>*</sup> in 14 day avg of daily new	
	New Confirmed	New Deaths	Total Confirmed	Total Recovered	Total Deaths	Confirmed	Deaths
Egypt	168	24	95,834	54,888	5,059	-68%	-46%
Argentina	7,043	240	260,911	181,389	5,004	32%	51%
China	50	2	88,956	82,438	4,691	11%	127%
Bolivia	1,693	49	93,328	31,753	3,761	-2%	27%
Bangladesh	2,996	33	263,503	151,972	3,471	-12%	-18%
Saudi Arabia	1,521	34	291,468	255,118	3,233	-38%	-12%
Romania	1,215	35	63,762	30,585	2,764	24%	70%
Philippines	2,900	18	139,538	68,432	2,312	114%	6%
Guatemala	979	11	57,966	46,442	2,233	-26%	-6%
Ukraine	1,211	29	85,023	46,313	1,979	40%	49%
Poland	551	12	52,961	37,150	1,821	66%	48%
Portugal	120	2	52,945	38,760	1,761	-25%	-28%
Panama	1,070	16	76,464	50,665	1,680	1%	-15%
Honduras	531	9	48,403	6,805	1,515	-30%	-26%
Dom. Rep.	595	18	81,094	45,666	1,346	-11%	28%
Kazakhstan	691	211	100,855	74,677	1,269	-35%	14%
Japan	685	6	50,302	34,136	1,058	88%	235%
Israel	1,871	9	86,593	60,080	622	-15%	18%
Belarus	58	3	69,005	65,219	592	-22%	-29%
Oman	263	12	82,050	76,720	533	-77%	2%
Kuwait	668	4	73,068	64,759	486	-12%	-4%
UAE	262	1	62,966	56,961	358	-14%	-8%
Qatar	384	0	113,646	110,324	188	-30%	24%
Singapore	61	0	55,353	50,128	27	-9%	N/A
Total World	194,706	4,914	20,284,330	12,585,470	741,105	4%	-3%

<sup>\*</sup>Change from 14d ago:  
Compares 14d-avgs. of Daily New Cases/Deaths  
today with 14d-avgs. from 14d ago

Today, **India** has the most daily new confirmed cases worldwide

Sorted by Raw Total Deaths  
Top 50countries selected by Total Cases  
Excluded countries with population < 1M

Several countries are revising and updating case counts



# United States: Per 1M



## 1 - 26

	Today		Total Since 22 Jan			Change from 14d Ago* in 14 day avg of daily new	
	New Confirmed	New Deaths	Total Confirmed	Total Recovered	Total Deaths	Confirmed	Deaths
New Jersey	50	1	20,882	3,740	1,789	450%	-60%
New York	34	0	21,693	3,793	1,685	156%	-30%
Massachusetts	57	1	17,658	14,366	1,270	36%	-5%
Connecticut	33	0	14,216	2,446	1,246	4%	-59%
Rhode Island	112	1	18,929	1,804	959	17%	-45%
Louisiana	250	6	28,636	19,163	928	-24%	38%
DC	126	3	18,273	14,498	840	-5%	-33%
Michigan	91	1	9,834	6,372	654	2%	18%
Mississippi	216	11	22,947	16,745	653	-14%	51%
Illinois	122	2	15,645	N/A	621	27%	4%
Delaware	67	0	16,122	8,749	607	-19%	-82%
Maryland	97	2	16,019	982	596	0%	18%
Arizona	167	6	25,930	3,586	577	-40%	-26%
Pennsylvania	62	2	9,765	7,235	574	-14%	9%
Indiana	129	4	11,268	8,370	456	11%	-3%
Georgia	336	11	20,964	N/A	410	10%	85%
S. Carolina	189	10	19,836	7,931	407	-24%	-7%
Florida	271	13	25,272	N/A	398	-33%	43%
Alabama	169	10	21,180	7,734	377	-14%	9%
New Mexico	95	1	10,799	4,496	330	-33%	-11%
Colorado	70	2	8,929	969	325	-20%	-3%
Nevada	178	6	18,674	442	318	-18%	51%
Texas	280	0	17,854	12,357	318	-11%	36%
Ohio	94	3	8,797	6,920	317	-11%	7%
New Hampshire	15	0	5,046	4,505	308	-12%	-41%
Minnesota	57	1	10,965	9,779	303	5%	21%

## 27 - 51

	Today		Total Since 22 Jan			Change from 14d Ago* in 14 day avg of daily new	
	New Confirmed	New Deaths	Total Confirmed	Total Recovered	Total Deaths	Confirmed	Deaths
Minnesota	57	1	10,965	9,779	303	5%	21%
Iowa	113	4	15,696	12,055	300	-7%	30%
Virginia	117	2	11,920	1,541	275	1%	111%
California	119	1	14,652	N/A	266	-14%	28%
Washington	66	2	8,424	N/A	225	-6%	17%
Missouri	176	1	10,011	N/A	219	12%	20%
N. Carolina	113	5	13,229	11,153	214	-19%	42%
Arkansas	127	4	16,705	14,248	188	-2%	42%
Tennessee	147	6	18,291	12,492	186	-20%	17%
Nebraska	173	2	15,007	10,914	181	13%	-14%
Kentucky	121	2	8,012	1,974	175	-3%	-24%
Wisconsin	124	1	10,612	8,838	173	-5%	25%
South Dakota	57	0	10,979	9,616	165	33%	64%
Oklahoma	193	3	11,304	9,399	156	-9%	35%
North Dakota	226	7	10,347	8,750	155	6%	50%
Idaho	276	4	14,324	5,227	138	-15%	51%
Kansas	98	2	10,801	453	135	-7%	26%
Utah	113	1	13,959	10,844	109	-30%	5%
Maine	1	1	3,014	2,648	94	-21%	-29%
Vermont	16	0	2,359	2,075	93	-33%	N/A
Oregon	68	3	5,162	1,002	87	-5%	10%
West Virginia	68	3	4,396	3,271	82	3%	255%
Montana	81	2	4,776	3,314	72	7%	53%
Wyoming	54	2	5,310	4,390	50	-24%	-25%
Alaska	62	0	5,220	1,837	36	-5%	-20%
Hawaii	83	0	2,653	1,120	24	305%	100%

\*Change from 14d ago:

Compares 14d-avgs. of Daily New Cases/Deaths today with 14d-avgs. from 14d ago

**Georgia** has the most daily new confirmed cases / 1M in US, up 10% in the last 14 days

Sorted by Total Deaths / 1M

N/As are due to states revising and updating case counts





# United States: Raw Volume



## 1 - 26

	Today		Total Since 22 Jan			Change from 14d Ago <sup>*</sup> in 14 day avg of daily new	
	New Confirmed	New Deaths	Total Confirmed	Total Recovered	Total Deaths	Confirmed	Deaths
New York	667	6	422,003	73,779	32,787	156%	-30%
New Jersey	444	12	185,475	33,223	15,890	450%	-60%
California	4,715	47	578,946	N/A	10,523	-14%	28%
Texas	8,119	N/A	517,700	358,312	9,222	-11%	36%
Massachusetts	392	10	121,707	99,021	8,751	36%	-5%
Florida	5,831	276	542,792	N/A	8,553	-33%	43%
Illinois	1,549	20	198,248	N/A	7,866	27%	4%
Pennsylvania	795	29	125,016	92,616	7,343	-14%	9%
Michigan	907	7	98,213	63,636	6,533	2%	18%
Connecticut	117	0	50,684	8,721	4,444	4%	-59%
Georgia	3,563	122	222,588	N/A	4,351	10%	85%
Louisiana	1,164	26	133,125	89,083	4,313	-24%	38%
Arizona	1,214	45	188,737	26,102	4,199	-40%	-26%
Ohio	1,095	35	102,826	80,885	3,708	-11%	7%
Maryland	585	13	96,843	5,935	3,604	0%	18%
Indiana	870	25	75,862	56,349	3,069	11%	-3%
Virginia	996	17	101,745	13,152	2,344	1%	111%
N. Carolina	1,181	49	138,743	116,969	2,248	-19%	42%
S. Carolina	971	50	102,130	40,837	2,098	-24%	-7%
Mississippi	644	32	68,293	49,836	1,944	-14%	51%
Colorado	402	12	51,422	5,579	1,874	-20%	-3%
Alabama	831	50	103,851	37,923	1,847	-14%	9%
Washington	504	19	64,151	N/A	1,716	-6%	17%
Minnesota	323	6	61,839	55,151	1,707	5%	21%
Missouri	1,081	5	61,440	N/A	1,346	12%	20%

## 27 - 51

	Today		Total Since 22 Jan			Change from 14d Ago <sup>*</sup> in 14 day avg of daily new	
	New Confirmed	New Deaths	Total Confirmed	Total Recovered	Total Deaths	Confirmed	Deaths
Tennessee	1,001	38	124,915	85,313	1,271	-20%	17%
Rhode Island	119	1	20,053	1,911	1,016	17%	-45%
Wisconsin	724	8	61,785	51,456	1,006	-5%	25%
Nevada	548	18	57,520	1,361	981	-18%	51%
Iowa	356	12	49,521	38,033	946	-7%	30%
Kentucky	539	8	35,793	8,819	783	-3%	-24%
New Mexico	199	3	22,643	9,428	693	-33%	-11%
Oklahoma	765	13	44,728	37,193	618	-9%	35%
DC	89	2	12,896	10,232	593	-5%	-33%
Delaware	65	0	15,699	8,519	591	-19%	-82%
Arkansas	383	11	50,411	42,998	566	-2%	42%
New Hampshire	21	0	6,861	6,126	419	-12%	-41%
Kansas	285	7	31,468	1,319	393	-7%	26%
Oregon	286	11	21,774	4,226	368	-5%	10%
Nebraska	334	3	29,030	21,113	351	13%	-14%
Utah	362	4	44,752	34,764	349	-30%	5%
Idaho	494	7	25,598	9,341	246	-15%	51%
West Virginia	122	6	7,879	5,863	147	3%	255%
South Dakota	50	0	9,713	8,507	146	33%	64%
Maine	1	1	4,052	3,560	126	-21%	-29%
North Dakota	172	5	7,885	6,668	118	6%	50%
Montana	87	2	5,104	3,542	77	7%	53%
Vermont	10	0	1,472	1,295	58	-33%	N/A
Hawaii	118	0	3,756	1,586	34	305%	100%
Wyoming	31	1	3,073	2,541	29	-24%	-25%
Alaska	45	0	3,819	1,344	26	-5%	-20%

<sup>\*</sup>Change from 14d ago:

Compares 14d-avgs. of Daily New Cases/Deaths today with 14d-avgs. from 14d ago

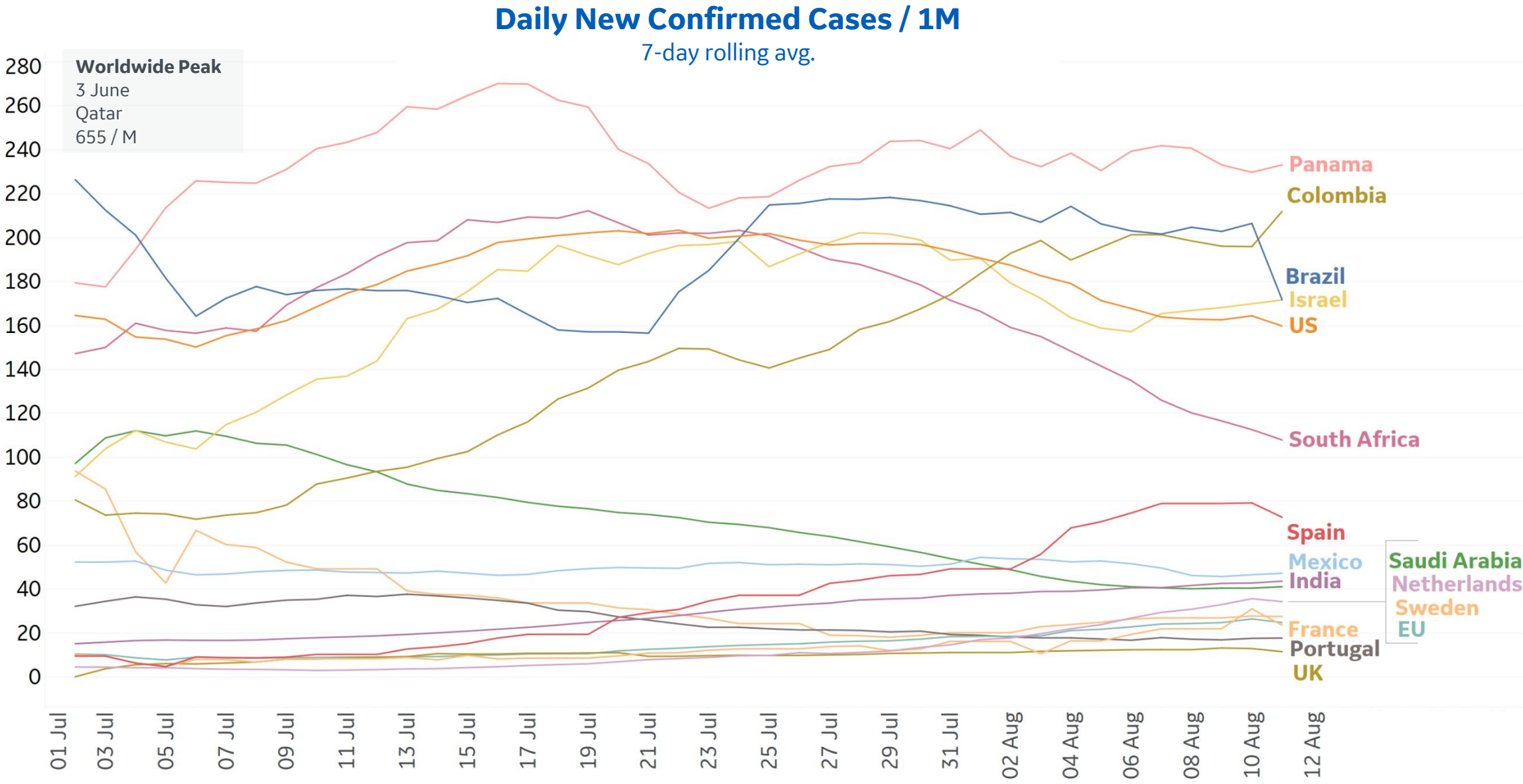
22% of all US confirmed cases are in **California** and **Florida**

Sorted by volume of Total Deaths

N/As are due to states revising and updating case counts

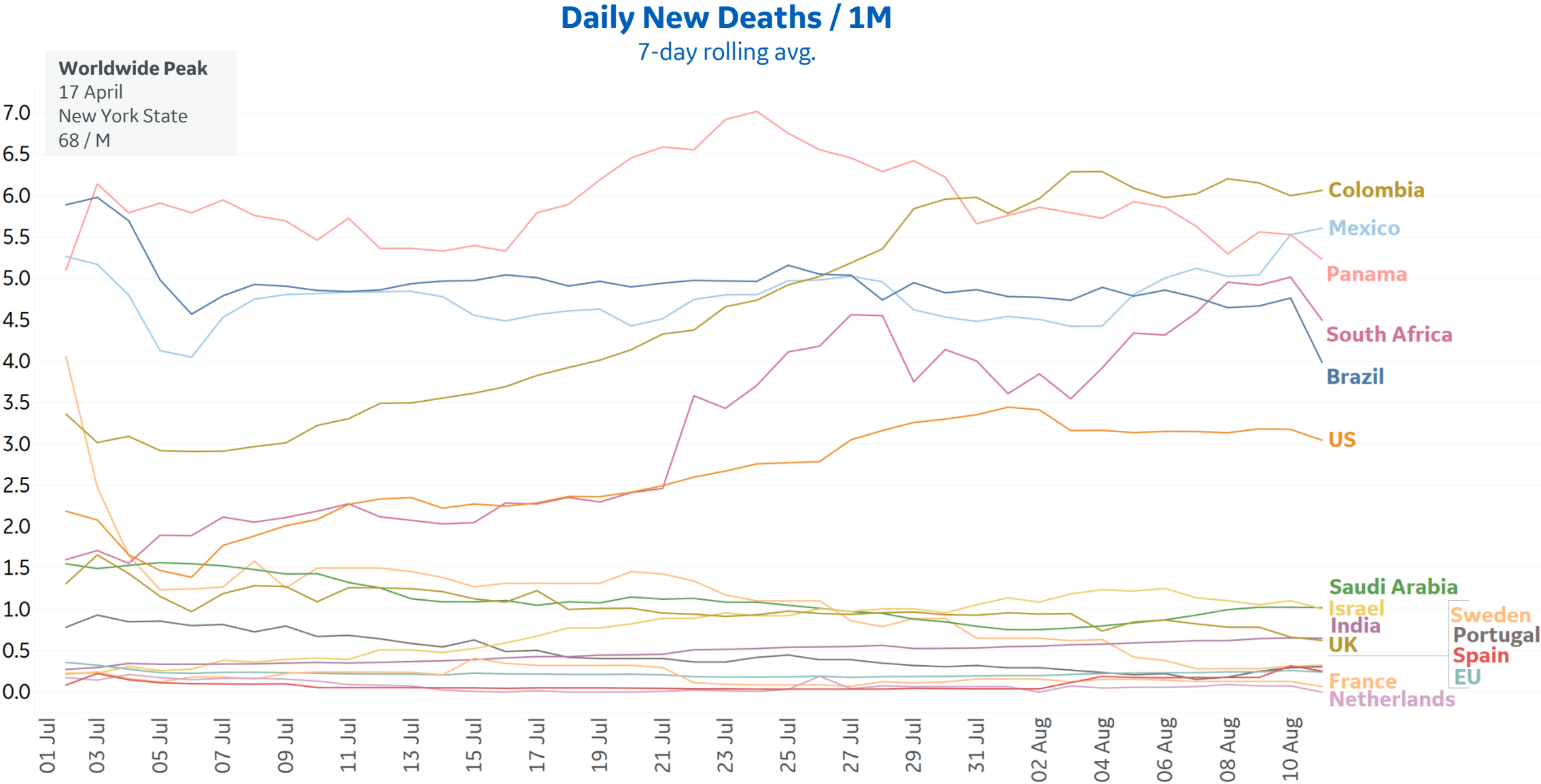


# New Confirmed Cases in Select Countries





# New Deaths in Select Countries

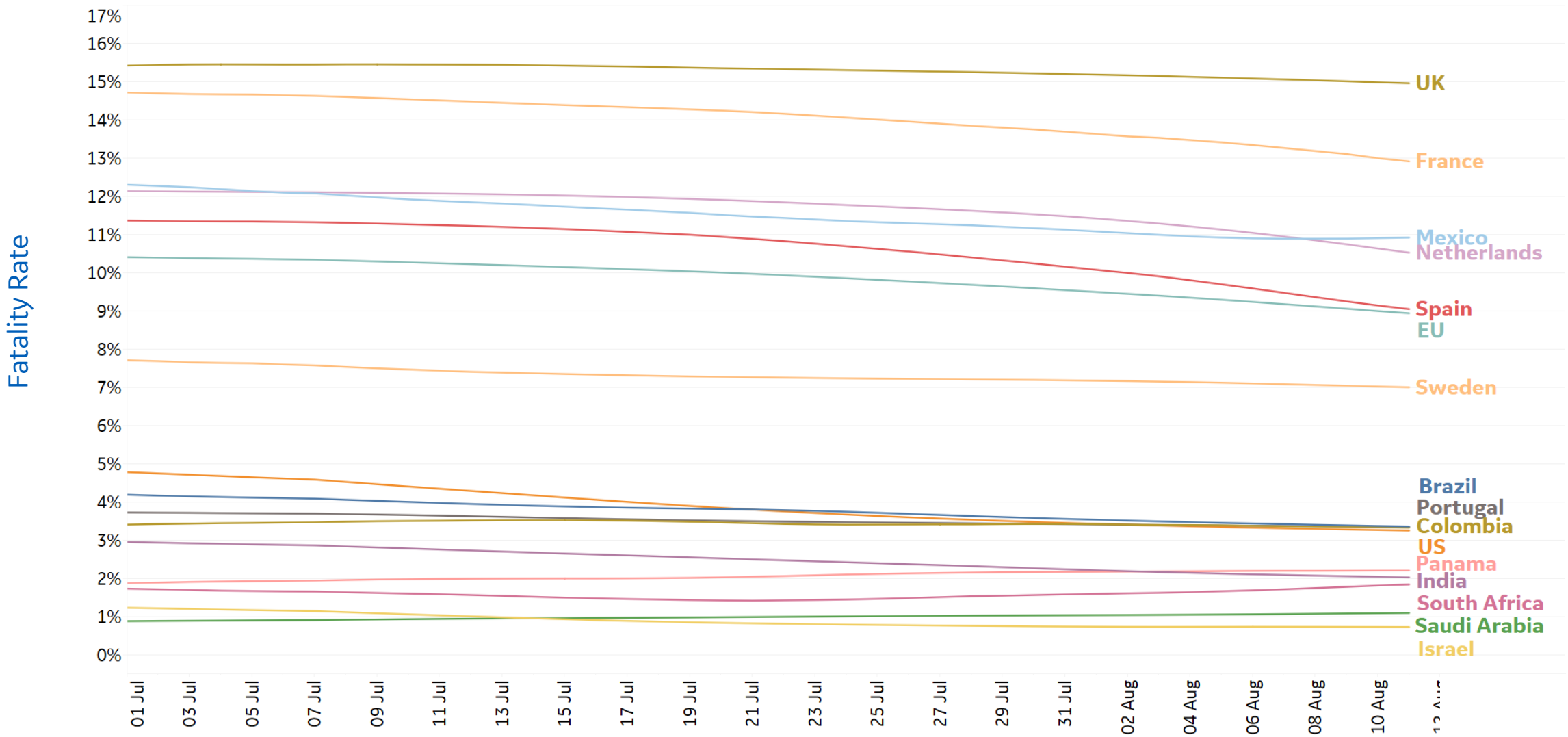




[illegible]



7-day rolling avg.

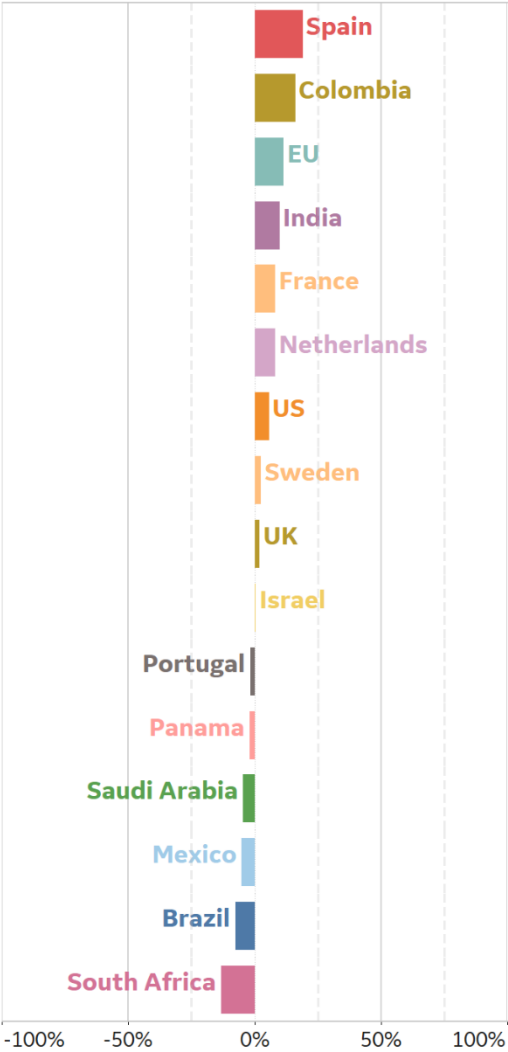




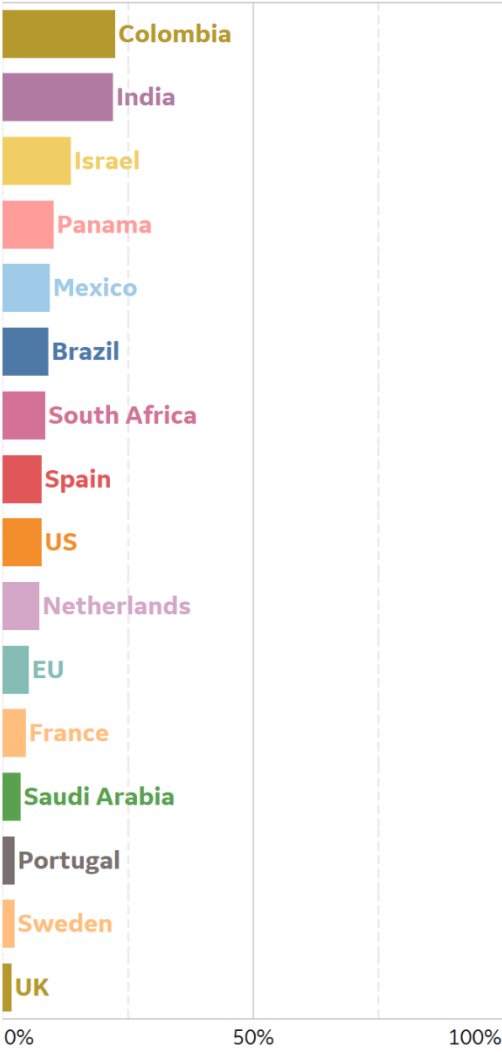
# % Change in Case Volume in Select Countries

Over Previous 7 days

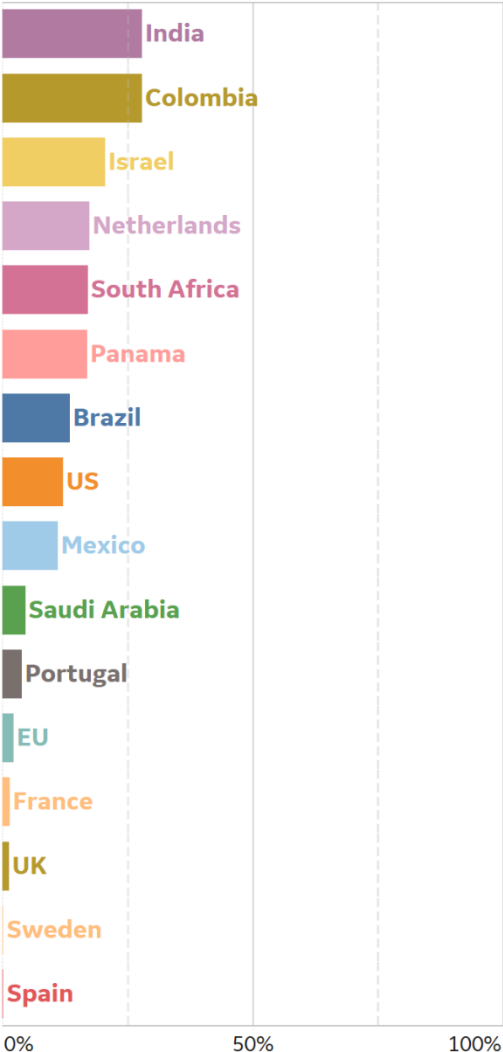
Active Cases



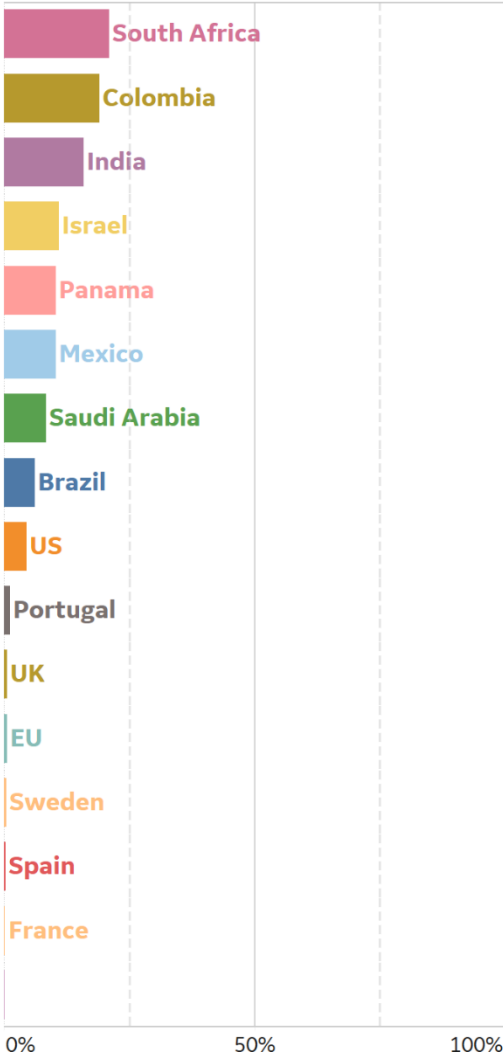
Confirmed Cases



Reported Recoveries



Reported Deaths

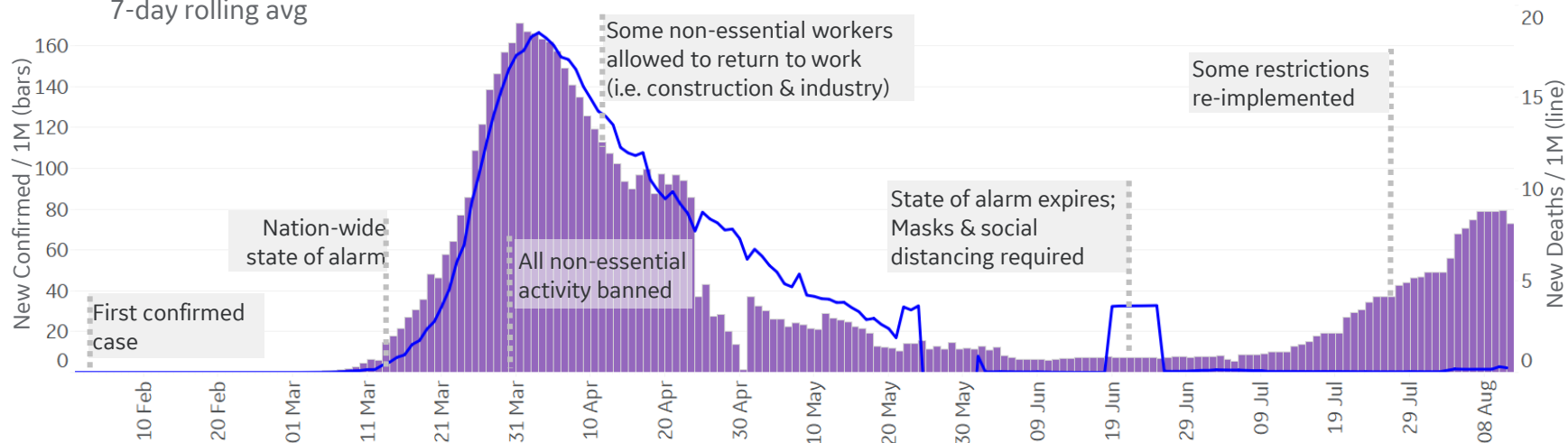




# Feature: Spain

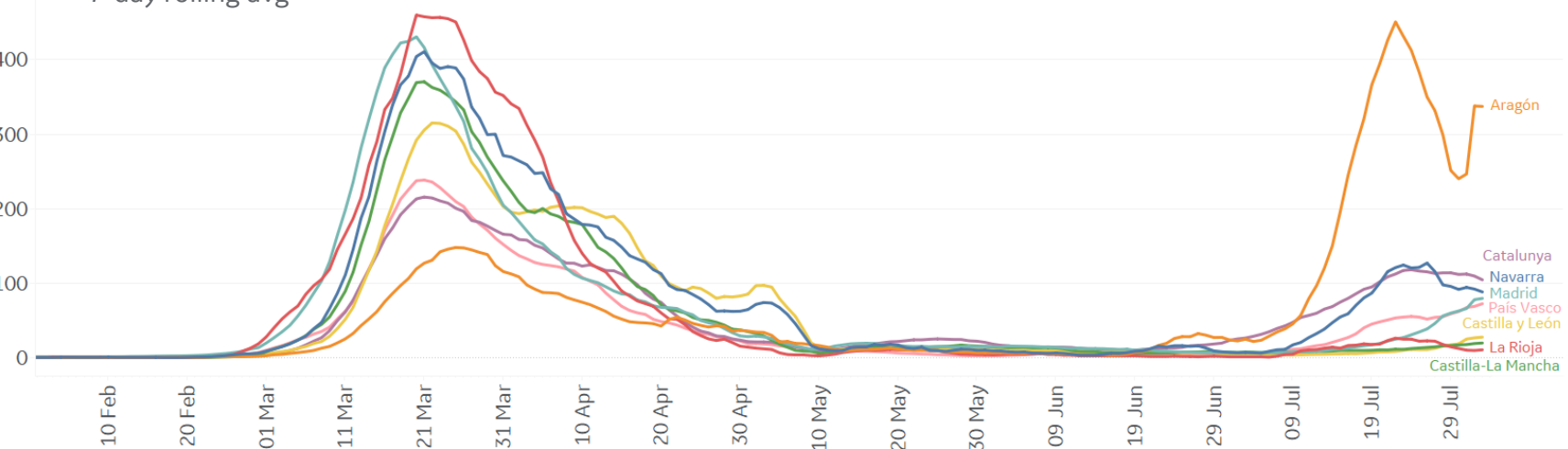
## New Confirmed Cases / 1M & New Deaths / 1M

7-day rolling avg



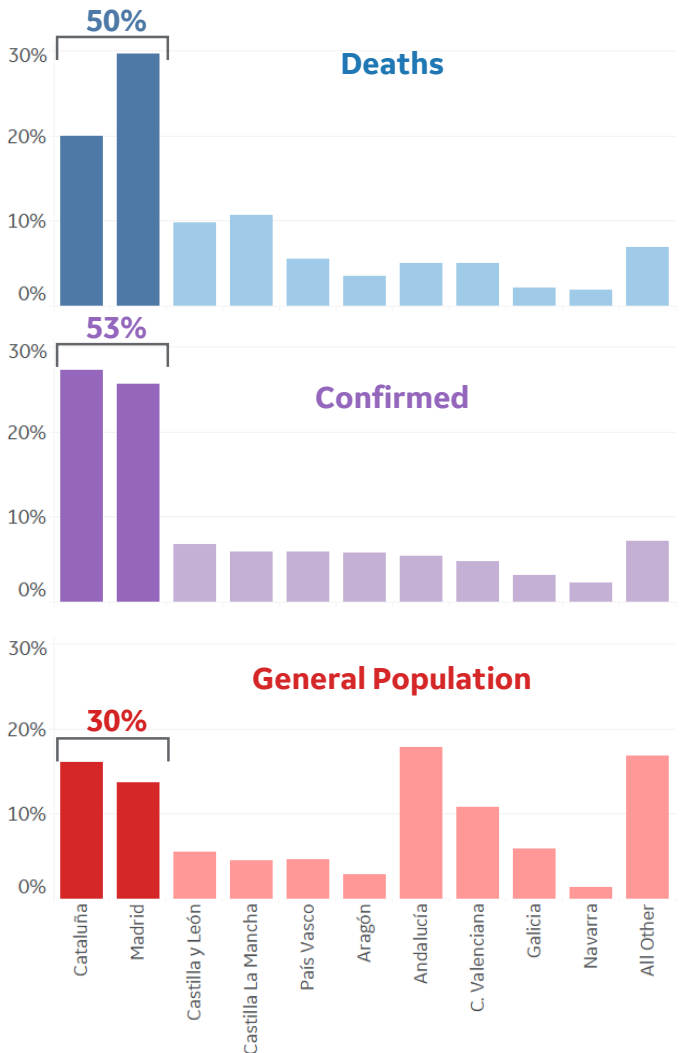
## New Confirmed Cases / 1M by State

7-day rolling avg



## State Profiles

While only **30% of Spain's population** lives in Cataluña and Madrid, this group makes up **53% of confirmed cases** and **half of reported deaths**







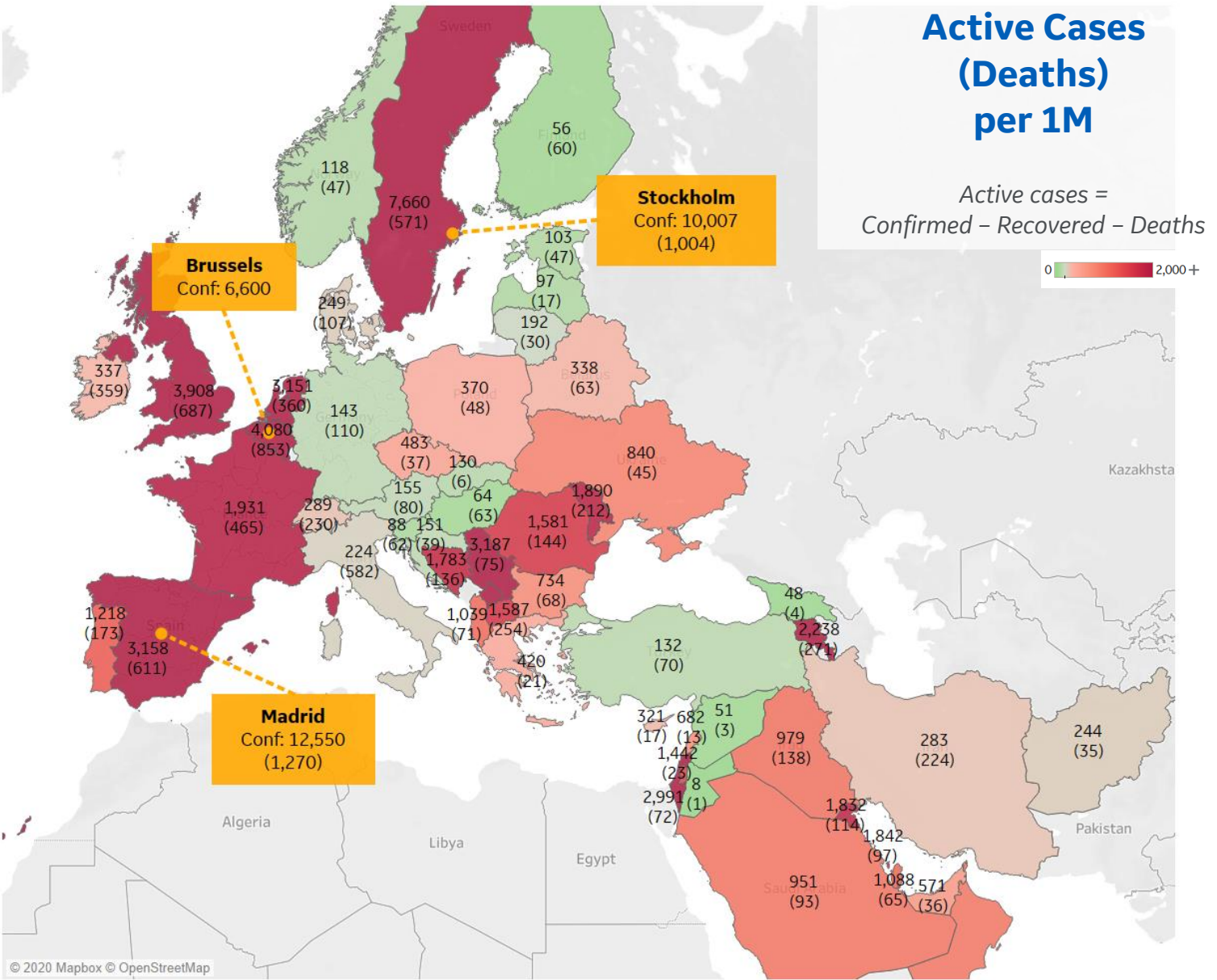
## Per 1M in Region

	Today	Change
Active Cases	1,146	+1%
Confirmed	26 new	+1%
Deaths	1 new	+0.2%
Recovered	16 new	+1%

## Most Active Cases per 1M

Sweden	7,660
Belgium	4,080
UK	3,908
Serbia	3,187
Spain	3,158
Netherlands	3,151
Israel	2,991
Armenia	2,238
Kosovo	2,179
France	1,931

\* Excludes regions with population < 1M





## Per 1M in Region

	Today	Change
Active Cases	3,666	+0.0%
Confirmed	0.5 new	+0%
Deaths	0.01 new	+0%
Recovered	0 new	+0%

## Most Active Cases per 1M

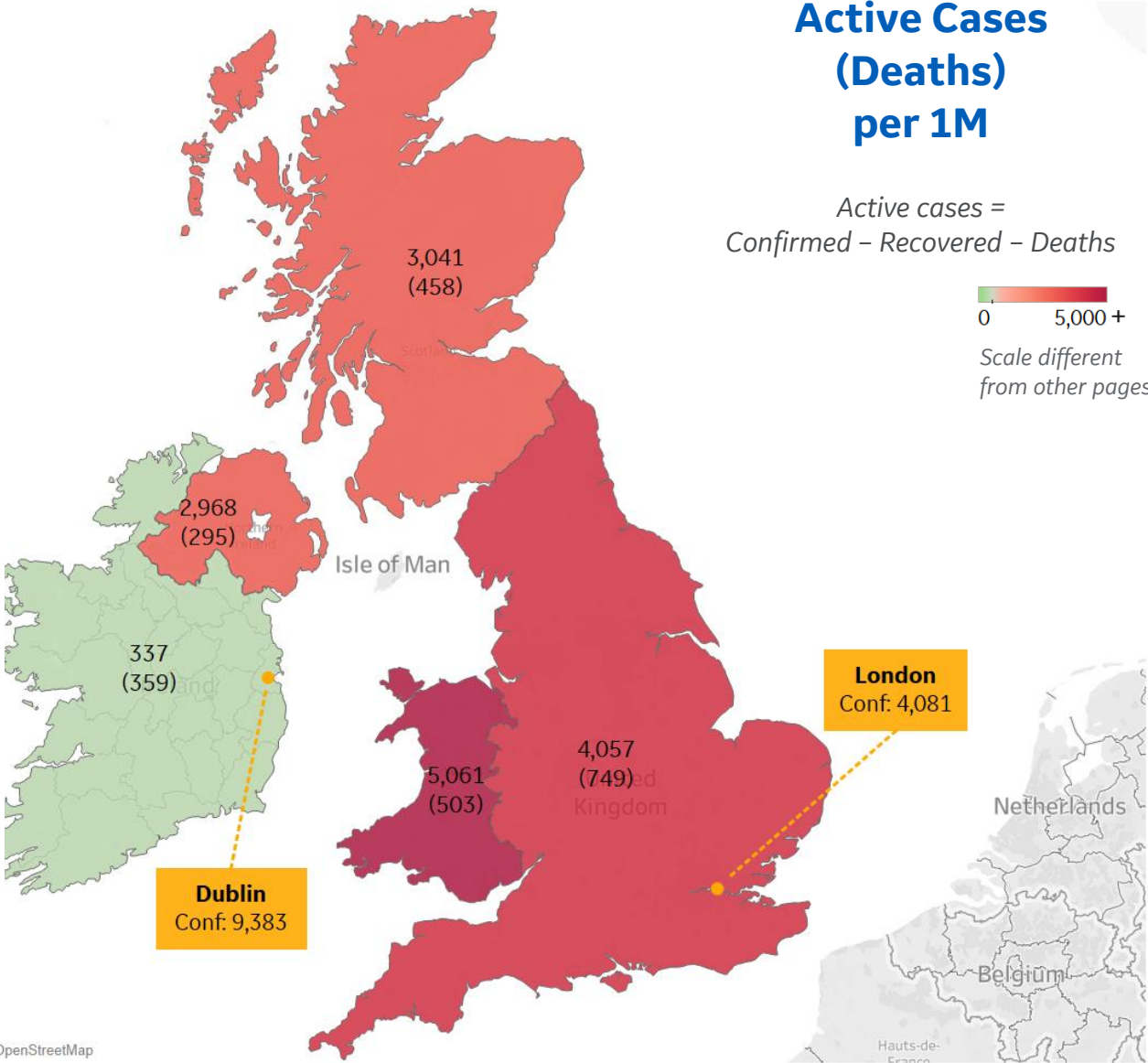
Wales	5,061
England	4,057
Scotland	3,041
Northern Ireland	2,968
Ireland	337

## Active Cases (Deaths) per 1M

Active cases =  
Confirmed – Recovered – Deaths

0 5,000 +

Scale different  
from other pages



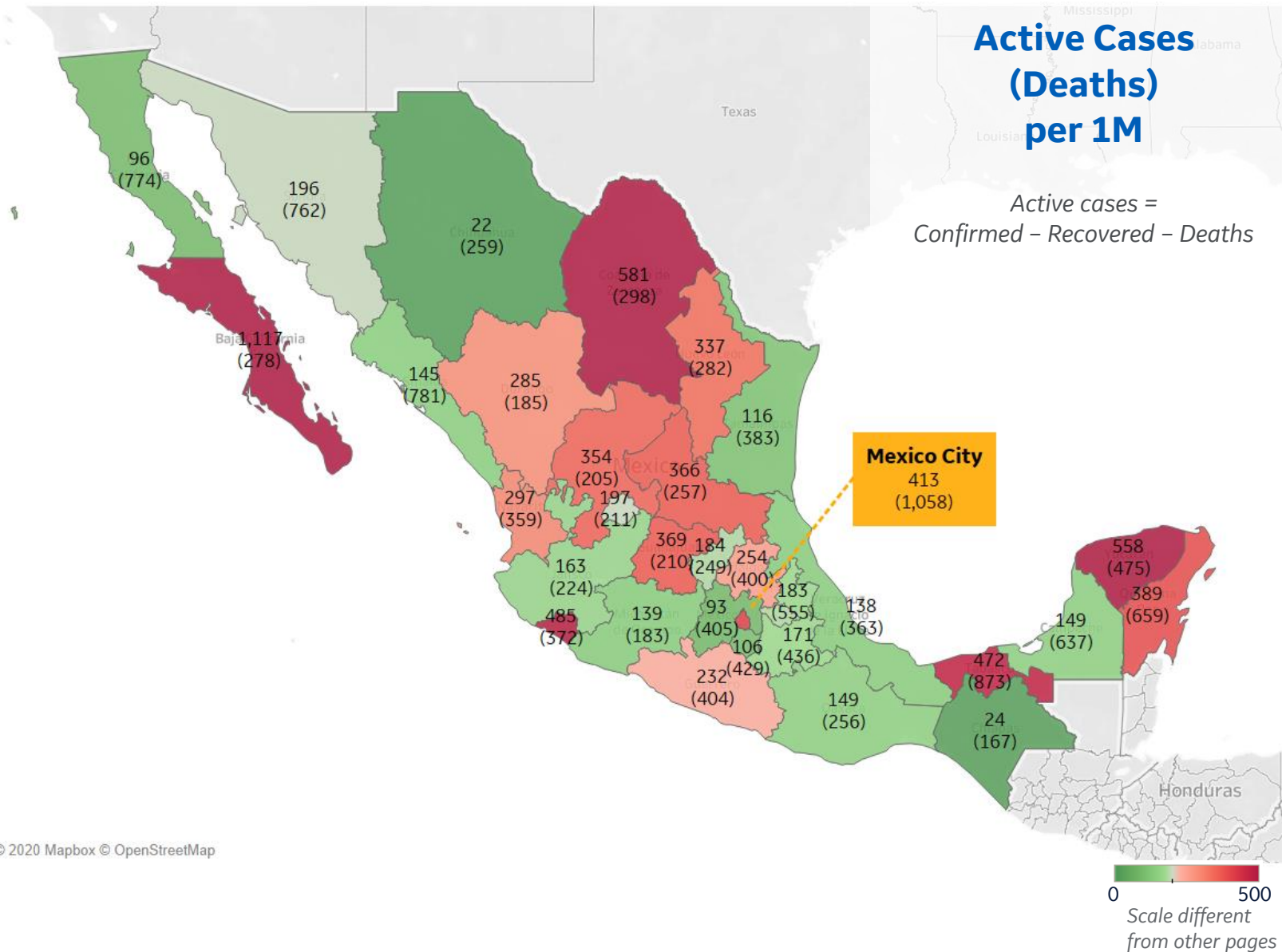


## Per 1M in Region

	Today	Change
Active Cases	320	+4%
Confirmed	52 new	+1%
Deaths	7 new	+2%
Recovered	32 new	+1%

## Most Active Cases per 1M

Baja California Sur	1,117
Coahuila	581
Yucatan	558
Colima	485
Tabasco	472
Distrito Federal	413
Quintana Roo	389
Guanajuato	369
San Luis Potosi	366
Zacatecas	354





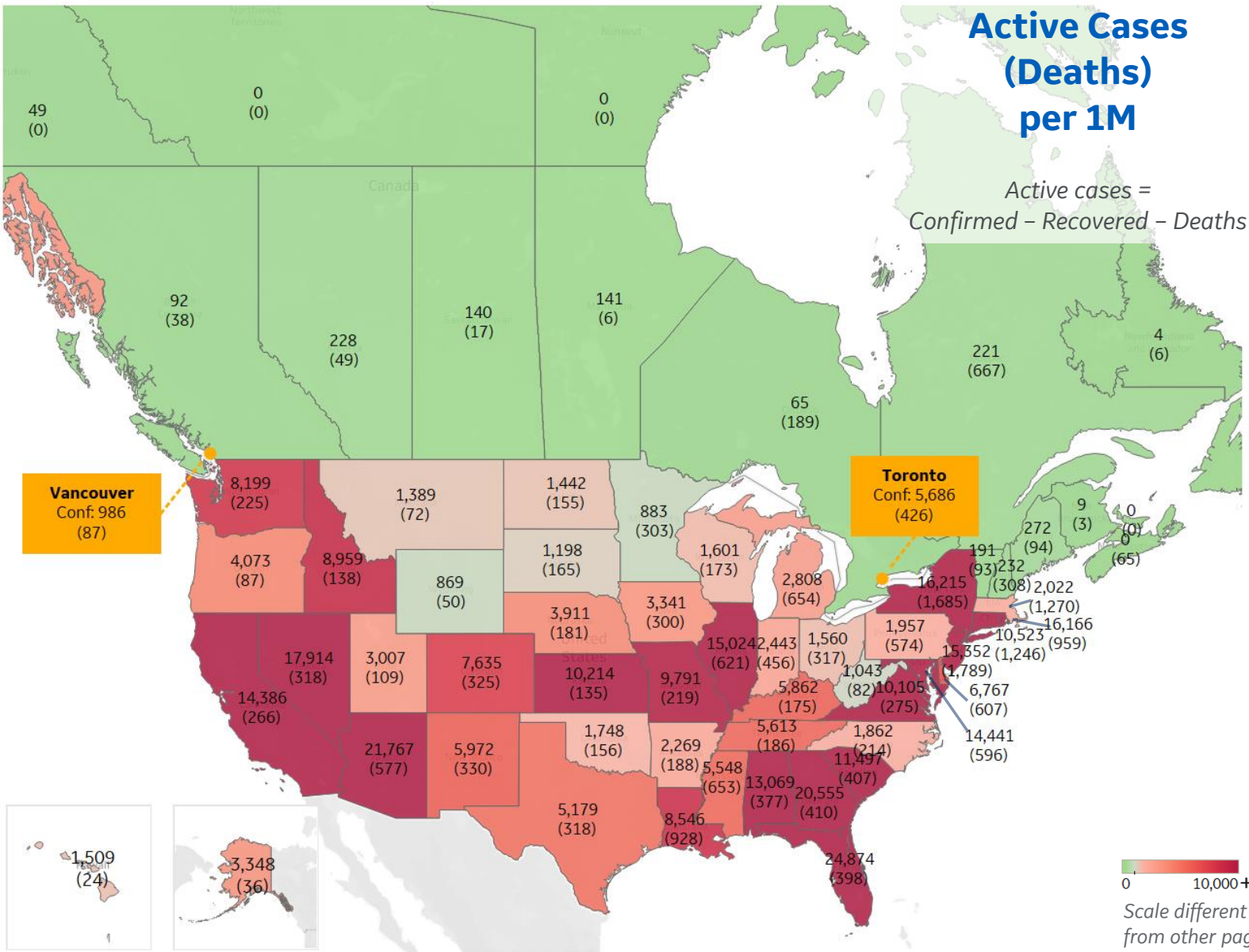


## Per 1M in Region

	Today	Change
Active Cases	8,859	+0%
Confirmed	128 new	+1%
Deaths	3 new	+0.6%
Recovered	121 new	+3%

## Most Active Cases per 1M

Florida	24,874
Arizona	21,767
Georgia	20,555
Nevada	17,914
New York	16,215
Rhode Island	16,166
New Jersey	15,352
Illinois	15,024
Maryland	14,441
California	14,386



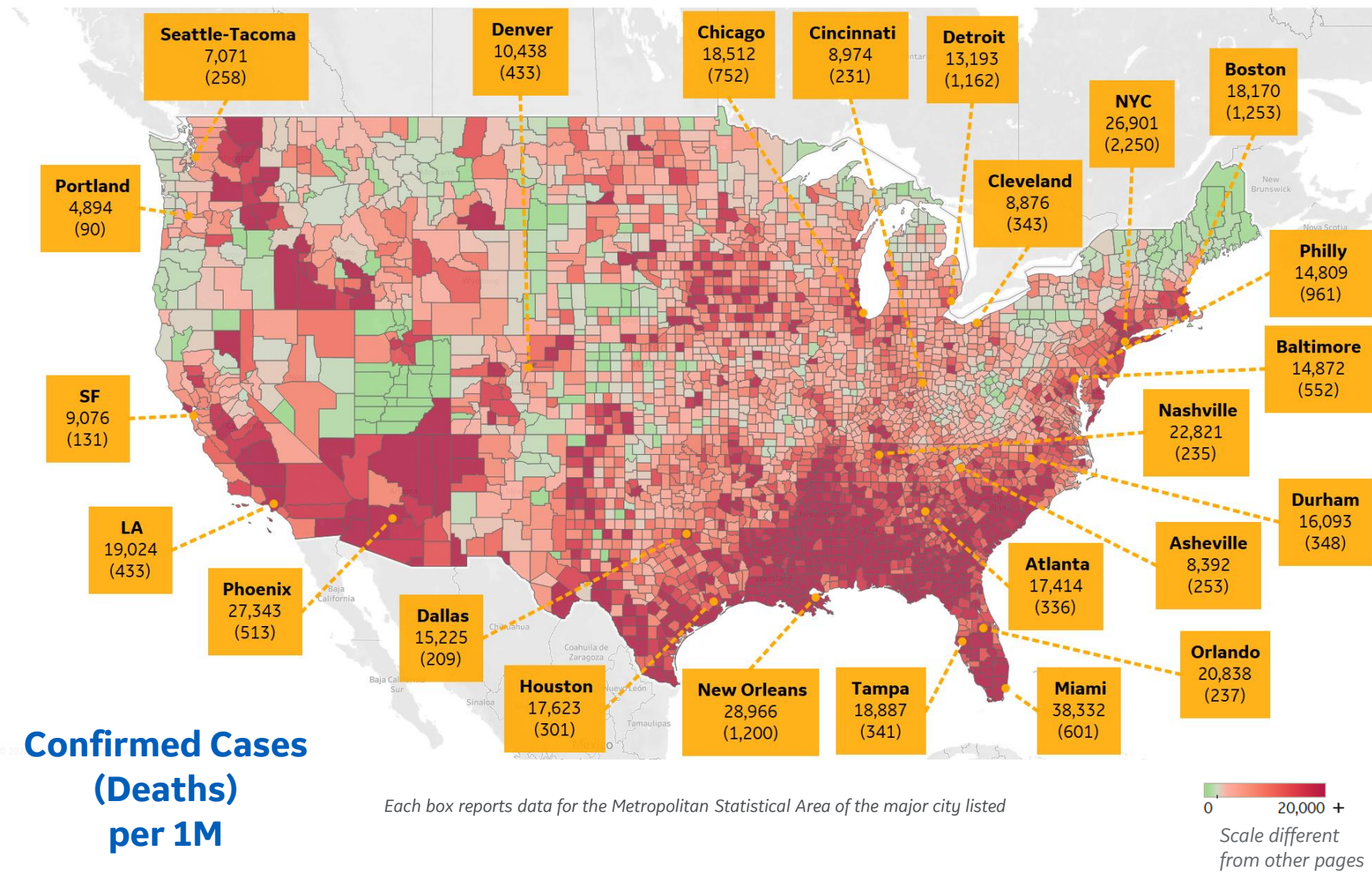




# US by County & Metro, Total to Date

Updated 12 August 2020, 3:30 GMT

17



## Top 10 Northeast Counties

Total Confirmed Cases / 1M

Rockland County, NY	42,831
Westchester County, NY	37,490
Passaic County, NJ	35,281
Nassau County, NY	32,223
Union County, NJ	30,106
Suffolk County, NY	29,726
Hudson County, NJ	29,324
Orange County, NY	29,043
New York City*	27,390
Suffolk County, MA	27,387

## Top 10 Other US Counties

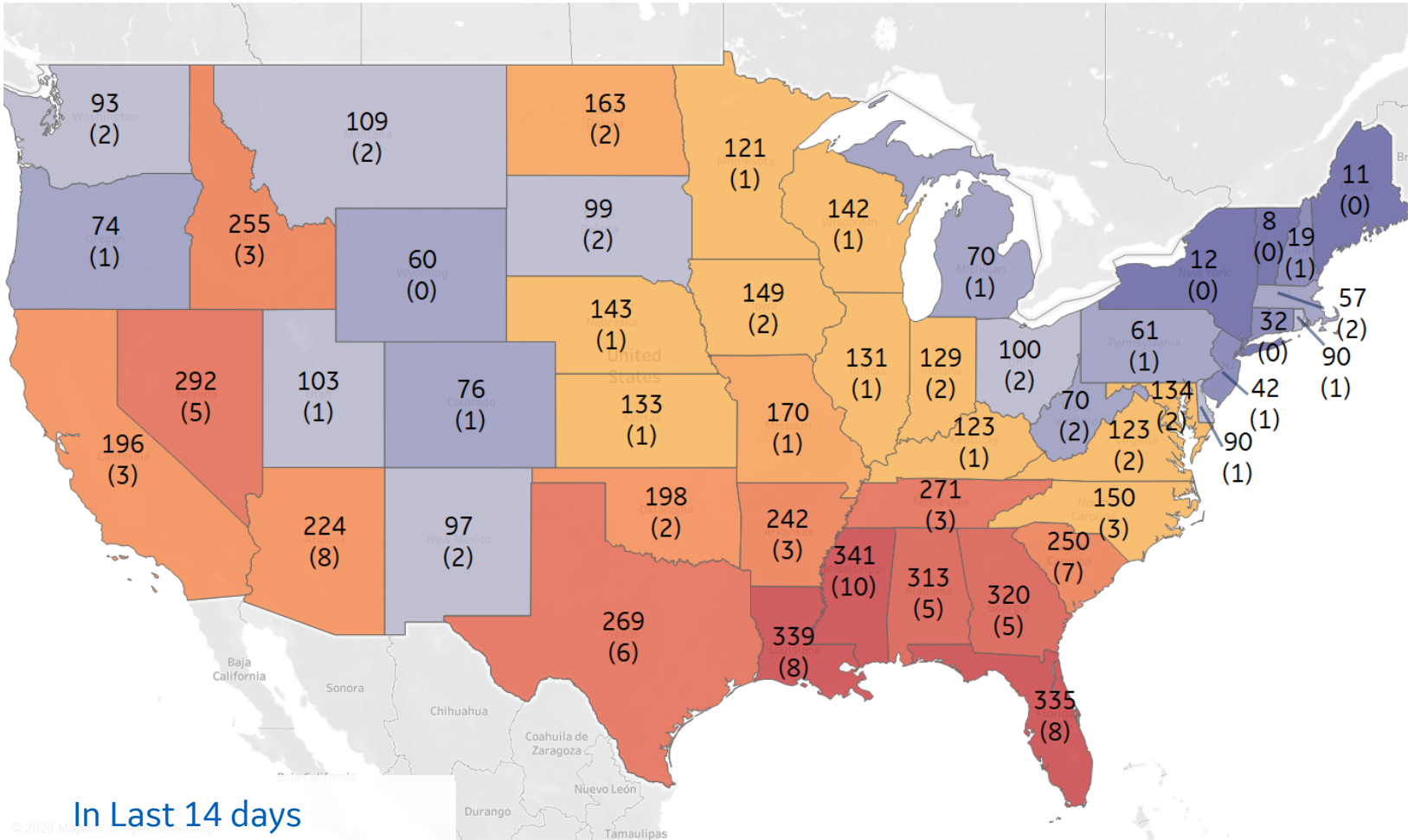
Total Confirmed Cases / 1M

Miami-Dade County, FL	49,736
Nueces County, TX	43,421
Yakima County, WA	41,411
Cameron County, TX	39,952
Jefferson Parish, LA	35,728
Broward County, FL	32,572
Escambia County, FL	30,809
Webb County, TX	30,688
Charleston County, SC	30,272
Davidson County, TN	30,059

**Note:** Includes counties ≥ 250K population  
\* New York City counties aggregated into one reporting area



# US, New in Last 14 days



## Top 10 by New Confirmed

Avg New Confirmed Cases / 1M

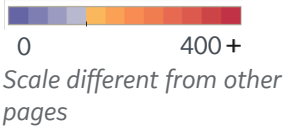
Mississippi	341
Louisiana	339
Florida	335
Georgia	320
Alabama	313
Nevada	292
Tennessee	271
Texas	269
Idaho	255
South Carolina	250

## Top 10 by New Deaths

Avg New Deaths / 1M

Mississippi	10
Arizona	8
Florida	8
Louisiana	8
South Carolina	7
Texas	6
Alabama	5
Georgia	5
Nevada	5
Arkansas	3

In Last 14 days  
Avg New Confirmed Cases  
(Avg New Deaths)  
per 1M





## Per 1M in Region

	Today	Change
Active Cases	2,147	-10%
Confirmed	58 new	+1%
Deaths	1 new	+0.5%
Recovered	298 new	+4%

## Most Active Cases per 1M

Panama	5,590
Bolivia	4,953
Honduras	4,047
Peru	4,017
Colombia	3,273
Costa Rica	3,196
Dom. Rep.	3,142
Brazil	2,382
El Salvador	1,669
Argentina	1,649

\* Excludes regions with population < 1M







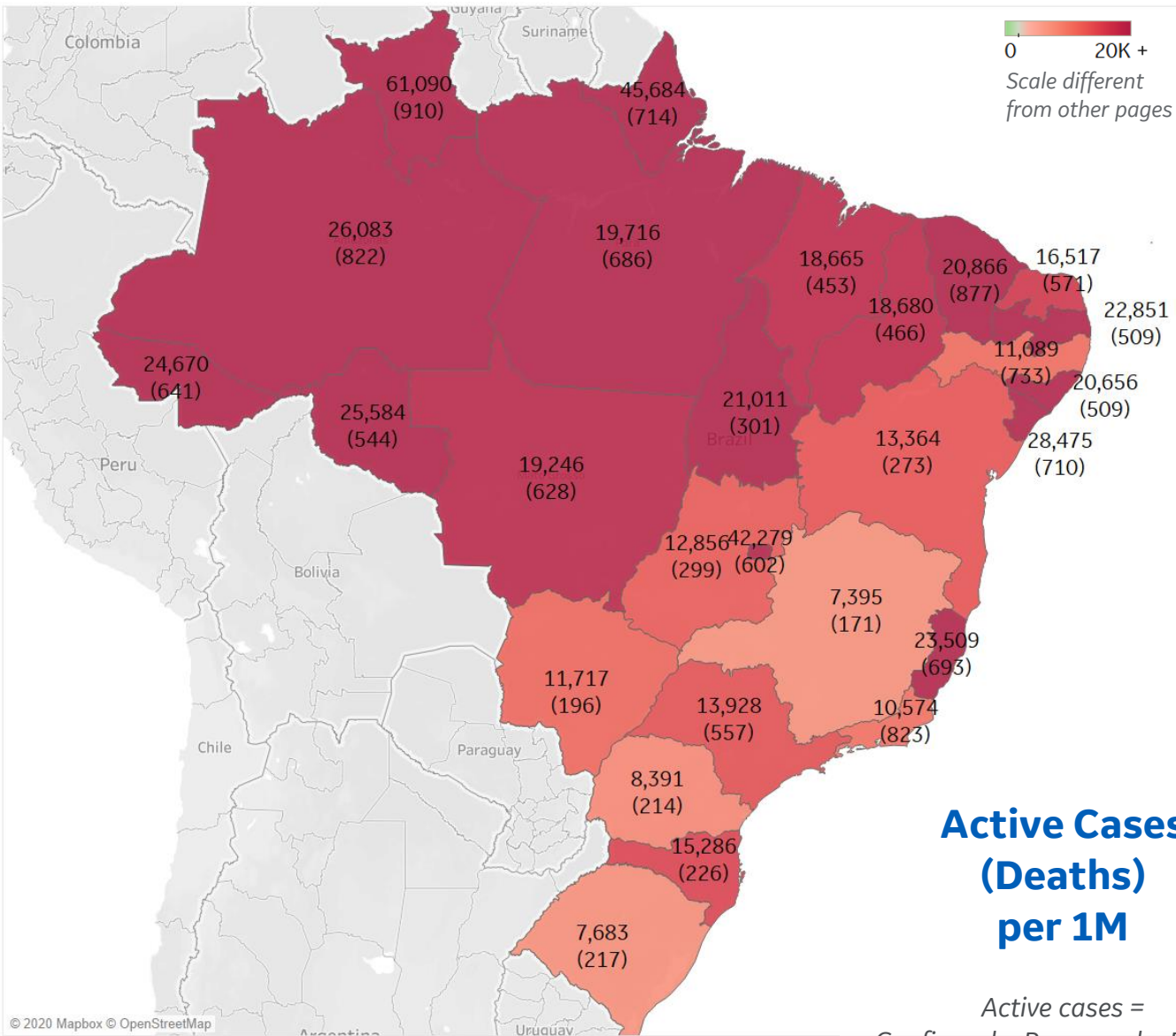
## Per 1M in Region

	Today	Change
Active Cases	2,382	-10%
Confirmed	0 new	+0%
Deaths	0 new	+0%
Recovered	275 new	+2%

## Most Active Cases per 1M

Distrito Federal	42,279
Sergipe	28,475
Amazonas	26,083
Rondônia	25,584
Espírito Santo	23,509
Paraíba	22,851
Tocantins	21,011
Ceará	20,866
Alagoas	20,656
Pará	19,716

\* Excludes regions with population < 1M







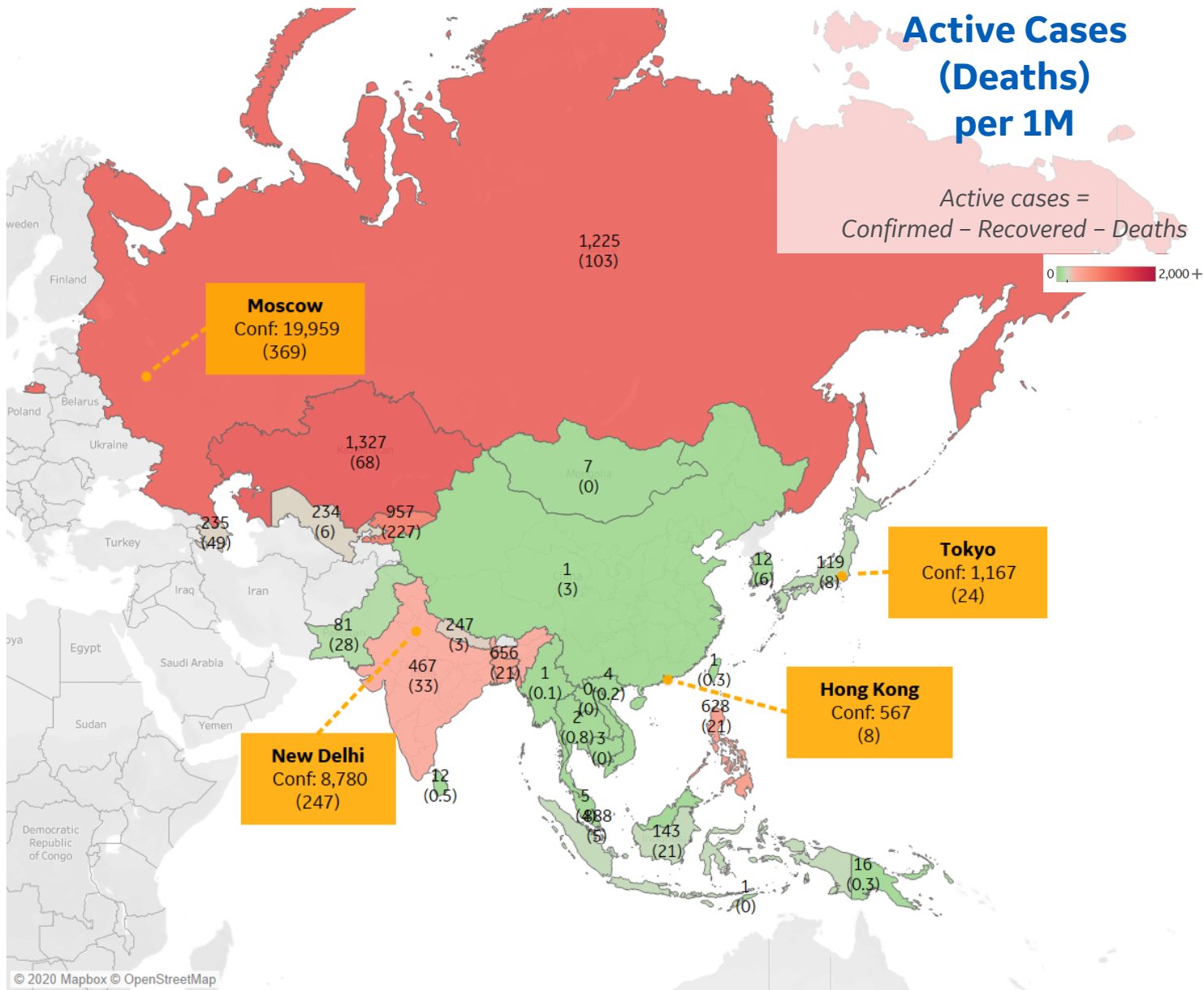
## Per 1M in Region

	Today	Change
Active Cases	260	+0.5%
Confirmed	18 new	+2%
Deaths	0.3 new	+2%
Recovered	17 new	+2%

## Most Active Cases per 1M

Kazakhstan	1,327
Russia	1,225
Kyrgyzstan	957
Singapore	888
Bangladesh	656
Philippines	628
India	467
Nepal	247
Azerbaijan	235
Uzbekistan	234

\* Excludes regions with population < 1M





## Per 1M in Region

	Today	Change
Active Cases	301	+1.5%
Confirmed	13 new	+2%
Deaths	1 new	+6%
Recovered	8 new	+2%

## Most Active Cases per 1M

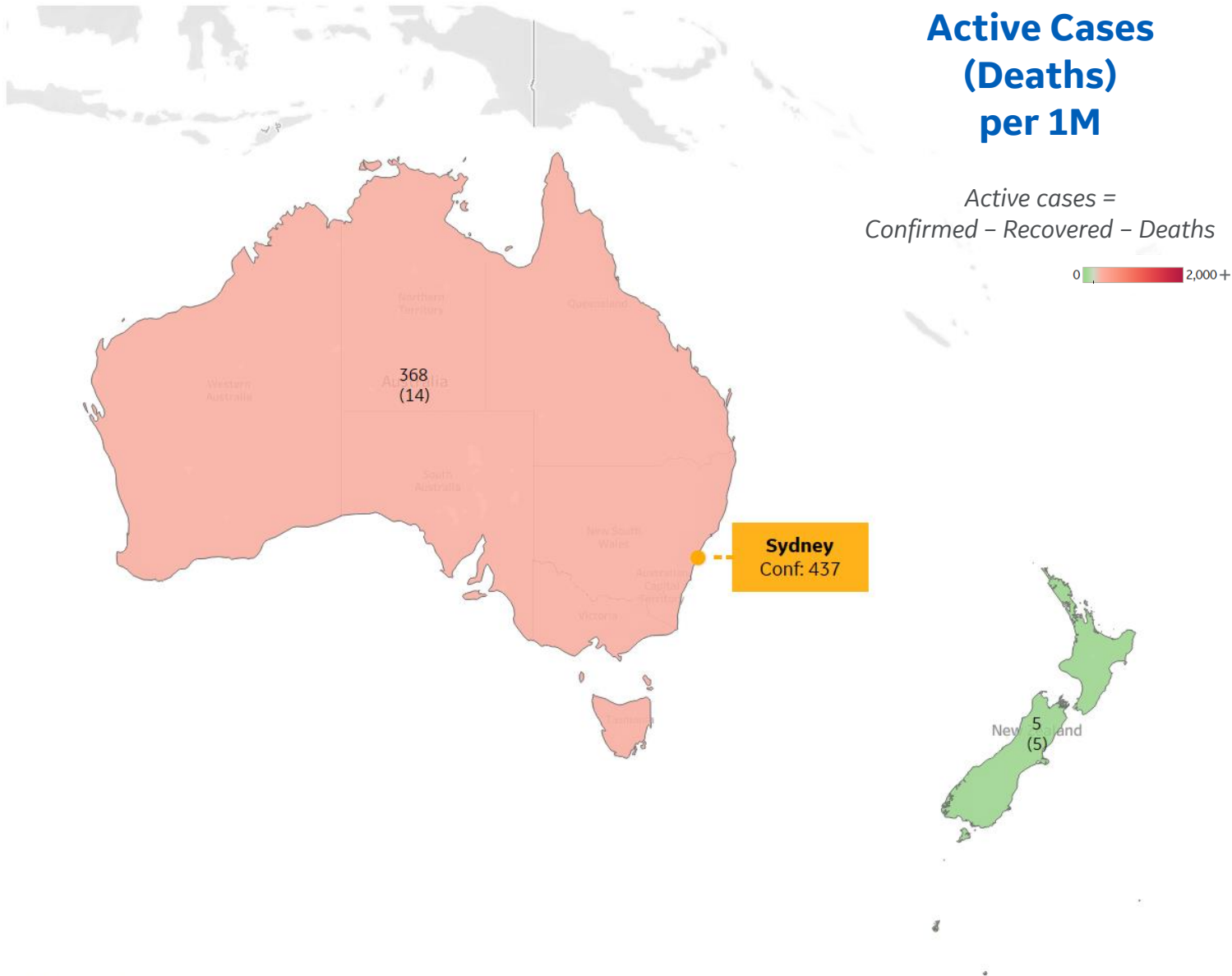
Australia	368
New Zealand	5

\* Excludes regions with population < 1M

## Active Cases (Deaths) per 1M

Active cases =  
Confirmed - Recovered - Deaths

0 2,000 +





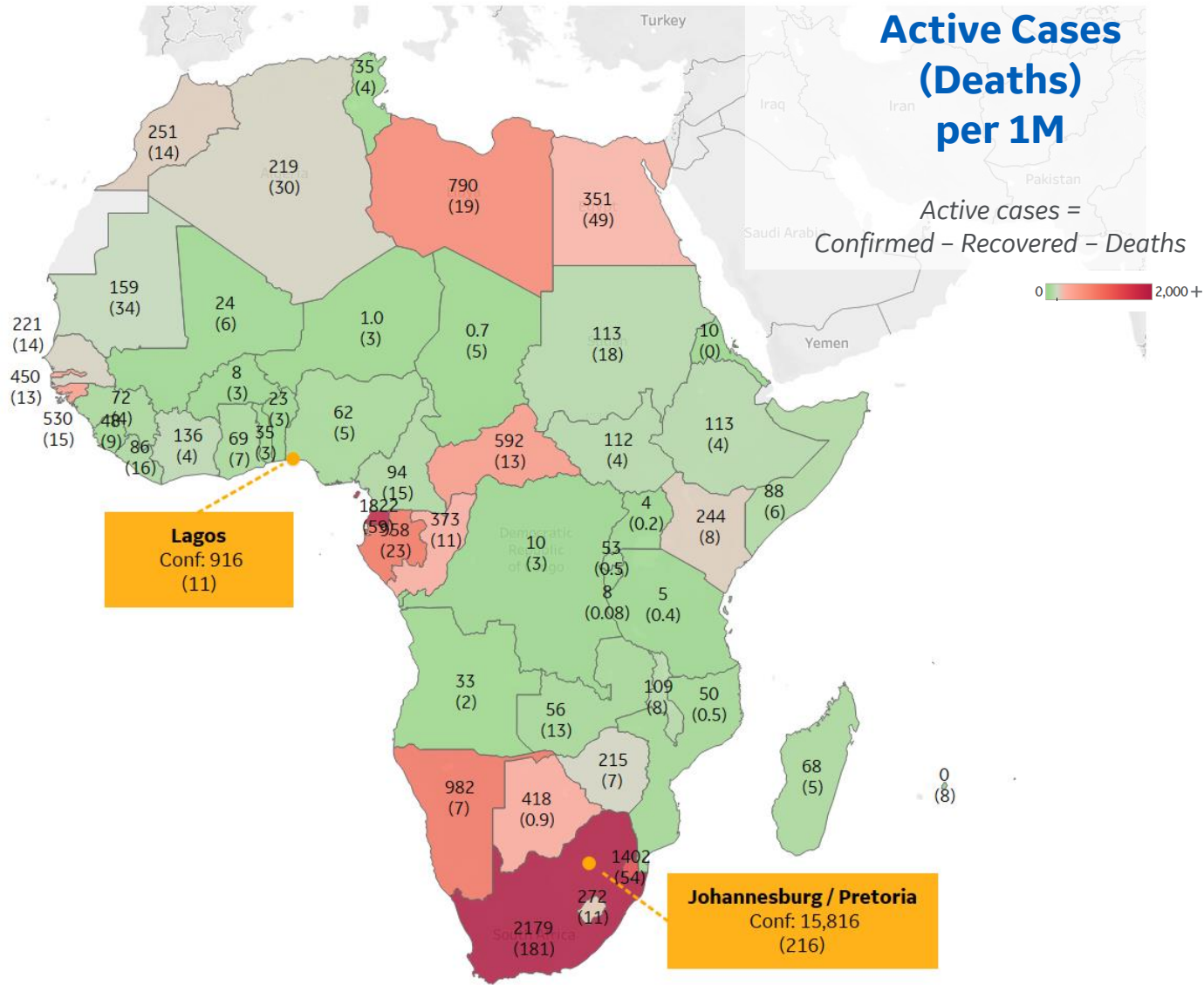
## Per 1M in Region

	Today	Change
Active Cases	212	-2%
Confirmed	6 new	+1%
Deaths	0.2 new	+1%
Recovered	11 new	+2%

## Most Active Cases per 1M

South Africa	2,179
Eq. Guinea	1,822
Eswatini	1,402
Namibia	982
Gabon	958
Libya	790
Central African R..	592
Guinea-Bissau	530
Gambia	450
Botswana	418

\* Excludes regions with population < 1M





# Sources



*\*\* Per 1M = Per 1 Million Population unless otherwise noted*

**Johns Hopkins Coronavirus Resource Center:**

<https://coronavirus.jhu.edu/map.html>

**Worldometer Coronavirus Reporting:**

<https://www.worldometers.info/coronavirus/>

**Public Health England:**

<https://www.gov.uk/government/publications/covid-19-track-coronavirus-cases>

**US Department of Homeland Security, Homeland Infrastructure Foundation-Level Data:**

<https://hifld-geoplatform.opendata.arcgis.com/datasets/hospitals>

**City of New York, NYC Health:**

<https://www1.nyc.gov/site/doh/covid/covid-19-data.page>

**Chicago Coronavirus Latest Data:**

<https://www.chicago.gov/city/en/sites/covid-19/home/latest-data.html>

**National Health Commission of the PRC:**

<http://www.nhc.gov.cn/xcs/yqtb/202003/bf66696029ba420098164607240074f8.shtml>

**Korean Centers for Disease Control and Prevention:**

[http://www.cdc.go.kr/cdc\\_eng/](http://www.cdc.go.kr/cdc_eng/)

**CDC, Severe Outcomes Among Patients with Coronavirus Disease 2019 (COVID-19):**

<https://www.cdc.gov/mmwr/volumes/69/wr/mm6912e2.htm>

**Italian Department of Civil Protection, COVID Monitoring:**

<http://opendatadpc.maps.arcgis.com/apps/opsdashboard/index.html#/b0c68bce2cce478eaac82fe38d4138b1>

**The COVID Tracking Project:**

<https://covidtracking.com/data/>

**UK Office for National Statistics**

<https://www.ons.gov.uk/peoplepopulationandcommunity/birthsdeathsandmarriages/deaths/bulletins/deathsregisteredweeklyinenglandandwalesprovisional/weekending24april2020>

**WHO Europe, Surveillance Report:**

<http://www.euro.who.int/en/health-topics/health-emergencies/coronavirus-covid-19/weekly-surveillance-report>

**WHO Europe, Principles for Transition:**

<http://www.euro.who.int/en/media-centre/sections/statements/2020/statement-transition-to-a-new-normal-during-the-covid-19-pandemic-must-be-guided-by-public-health-principles>

**COVID-19 Information for Switzerland:**

<https://www.corona-data.ch/>

**CIA World Factbook:**

<https://www.cia.gov/library/publications/resources/the-world-factbook/>

**Italian Ministry of Health:**

<http://www.salute.gov.it/portale/nuovocoronavirus/dettaglioContenutiNuovoCoronavirus.jsp?lingua=italiano&id=5351&area=nuovoCoronavirus&menu=vuoto>

**New South Wales Government:**

<https://www.health.nsw.gov.au/Infectious/diseases/Pages/covid-19-latest.aspx>

**Provincial Health Services Authority of Canada. BC Center for Disease Control:**

<http://www.bccdc.ca/about/news-stories/stories/2020/information-on-novel-coronavirus>

**Coronavirus Cases in Japan by Prefecture, Nippon Communications Foundation:**

<https://www.nippon.com/en/japan-data/h00657/coronavirus-cases-in-japan-by-prefecture.html>

**Secretary of Health, Mexico:**

<https://www.gob.mx/salud/en>

**OECD Economic Outlooks, Statistics:**

[https://www.oecd-ilibrary.org/economics/data/oecd-economic-outlook-statistics-and-projections\\_eo-data-en](https://www.oecd-ilibrary.org/economics/data/oecd-economic-outlook-statistics-and-projections_eo-data-en)

**Public Health Authority of Sweden:**

<https://www.folkhalsomyndigheten.se/smittskydd-beredskap/utbrott/aktuella-utbrott/covid-19/bekraftade-fall-i-sverige>

**National Public Health Agency of France:**

<https://www.santepubliquefrance.fr/regions/ile-de-france/documents/bulletin-regional/2020/covid-19-point-epidemiologique-en-ile-de-france-du-23-avril-2020>

**Florida Department of Health, COVID-19 Response:**

<https://floridahealthcovid19.gov>

**CDC:**

<https://www.cdc.gov/covid-data-tracker/index.html#demographics>

**CDC Provisional COVID19 Deaths Counts**

<https://data.cdc.gov/NCHS/Provisional-COVID-19-Death-Counts-by-Sex-Age-and-S/9bhg-hcku>

**Johns Hopkins Coronavirus Resource Center:**

<https://coronavirus.jhu.edu/map.html>

**National state of alarm:**

<https://elpais.com/espana/2020-03-13/el-gobierno-debate-decretar-el-estado-de-alarma.html>

**Non-essential activity banned:**

<https://elpais.com/espana/2020-03-28/el-gobierno-amplia-el-confinamiento-los-trabajadores-de-actividades-no-esenciales-deberan-quedarse-en-casa.html>

**In Spain, some non-essential workers go back:**

[https://english.elpais.com/economy\\_and\\_business/2020-04-13/i-dont-know-why-in-heck-we-have-to-go-back-if-theres-no-way-of-keeping-the-safety-distance.html](https://english.elpais.com/economy_and_business/2020-04-13/i-dont-know-why-in-heck-we-have-to-go-back-if-theres-no-way-of-keeping-the-safety-distance.html)