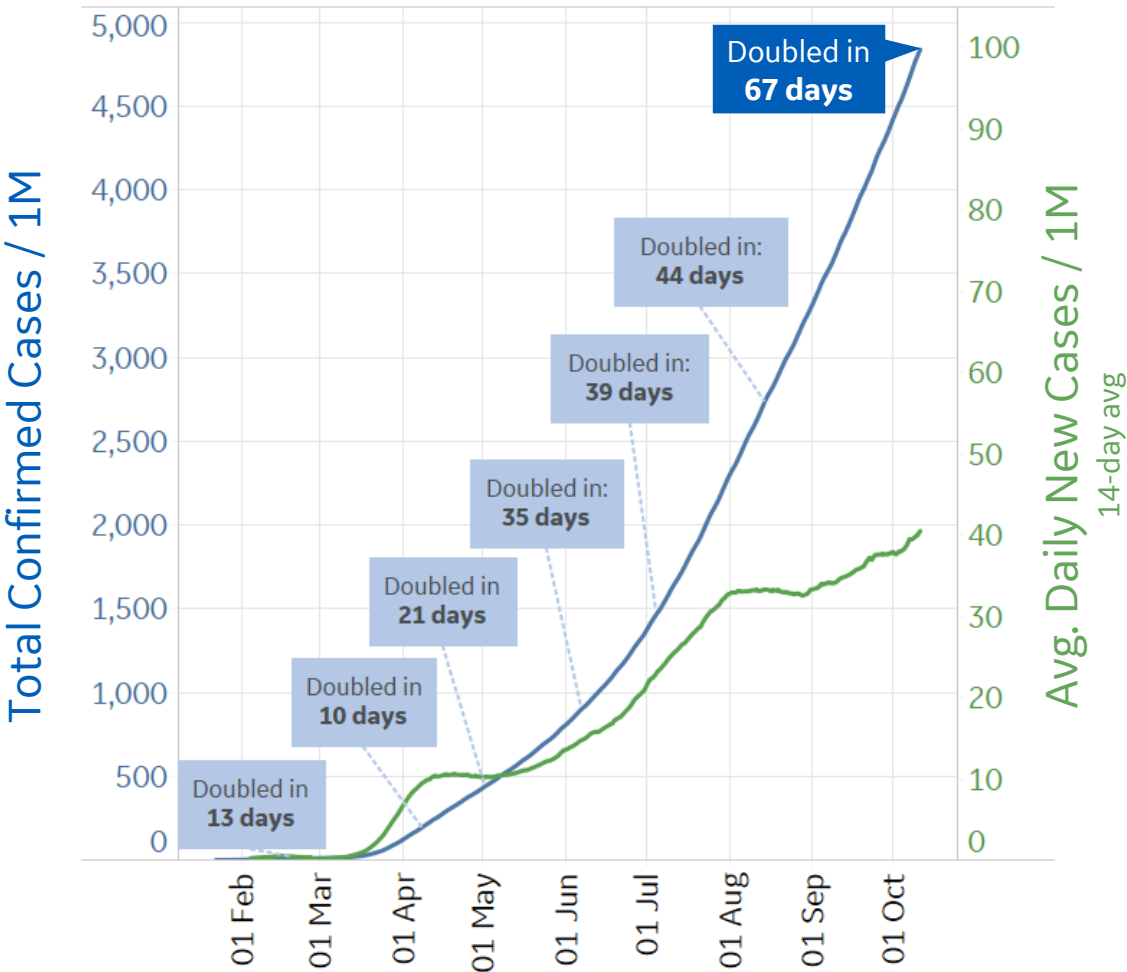




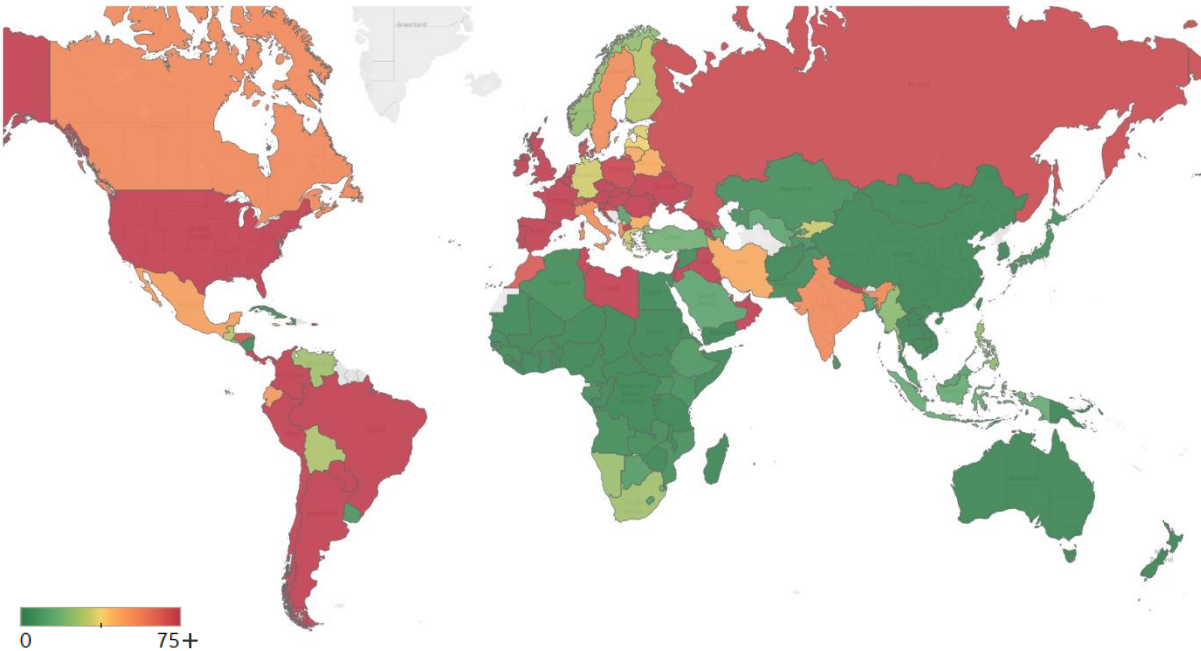
Global Confirmed & Active Cases

Trend since 22 Jan



Avg. Daily New Cases / 1M

Over the last 14 days



Per 1M:	Today	Change
Active Today	1,333	+0.7%
Active	9 new	+0.7%
Confirmed	38 new	+1%
Deaths	1 new	+0.4%
Recovered	28 new	+1%

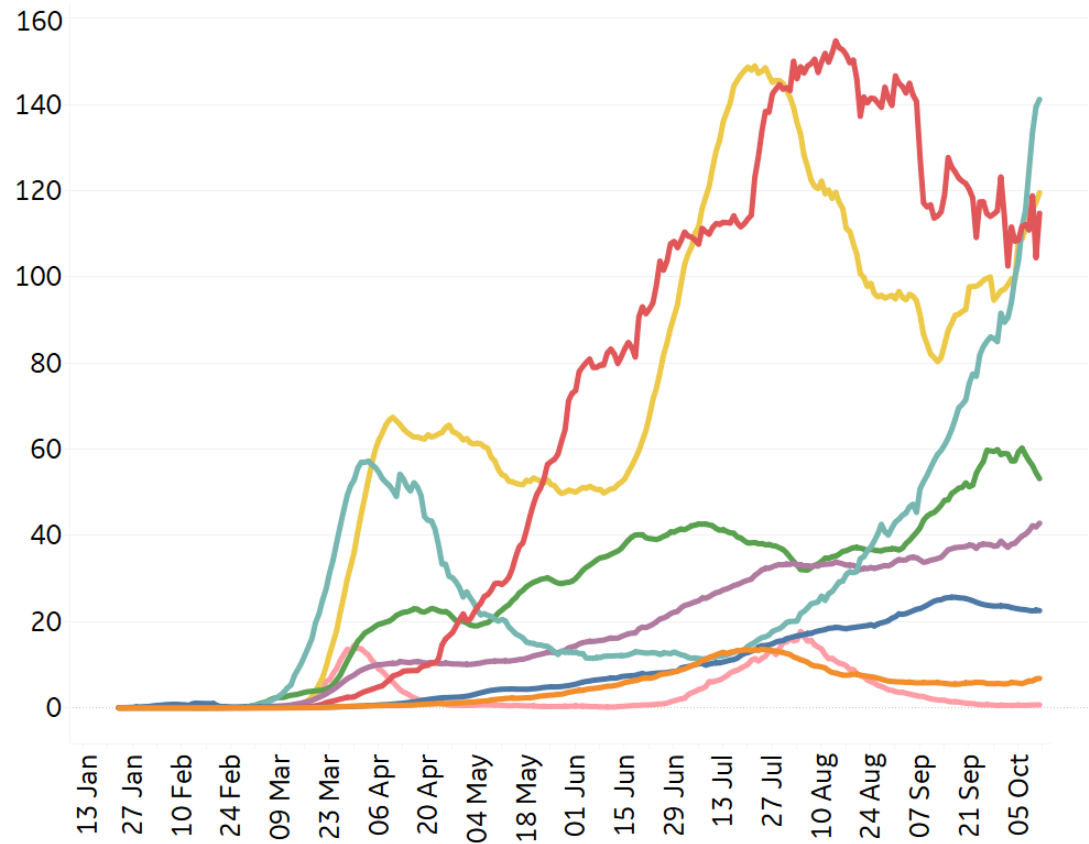


New Confirmed Cases & New Deaths

Key **World** **North America** **Europe** **Middle East** **Cent & South America** **Asia** **Africa** **Oceania**

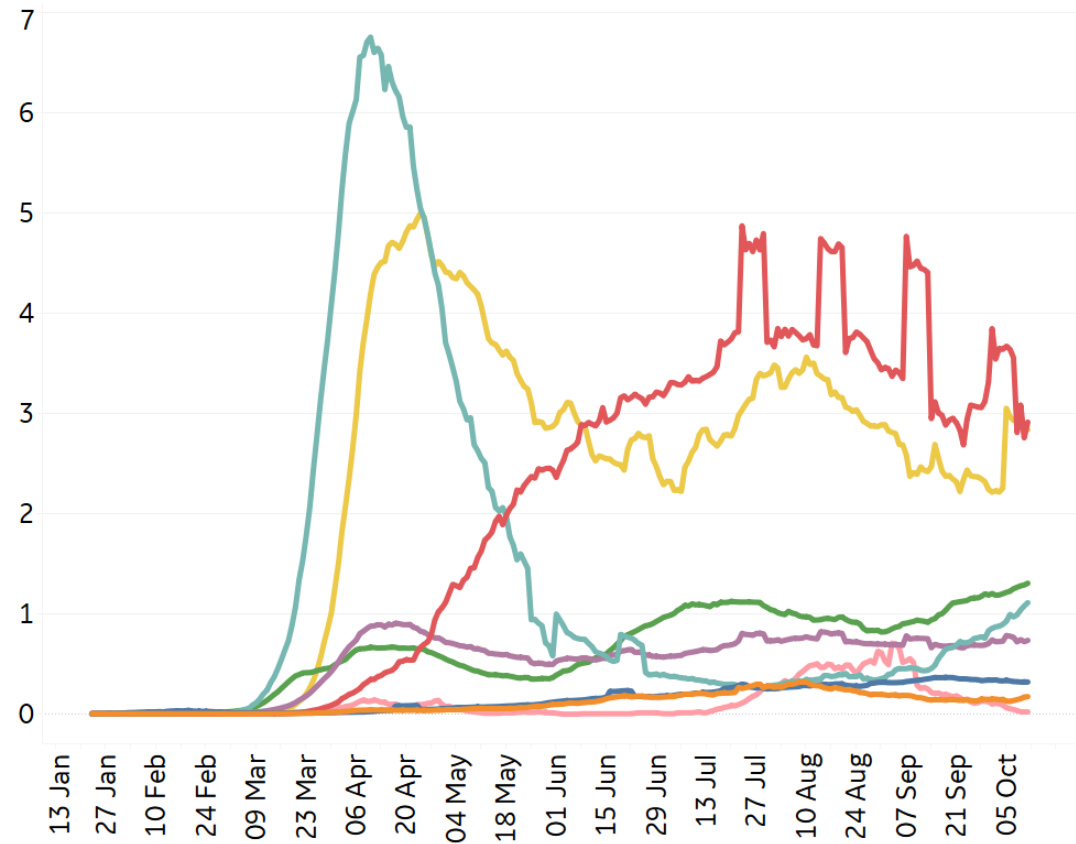
New Confirmed Cases / 1M

7-day rolling average



New Deaths / 1M

7-day rolling average





Top 50 Countries: Per 1M



1 - 25

	Average over last 7 days		Total Since 22 Jan			Change from 14d Ago [*] in 14 day avg of daily new	
	New Confirmed	New Deaths	Total Confirmed	Total Recovered	Total Deaths	Confirmed	Deaths
Peru	120	3	25,760	22,388	1,010	-36%	-28%
Belgium	395	2	14,000	1,749	879	132%	284%
Bolivia	21	3	11,871	8,661	712	-34%	-12%
Brazil	121	3	23,970	21,295	708	-10%	-14%
Spain	217	3	18,418	3,216	704	-4%	14%
Chile	84	3	25,181	23,716	697	1%	-2%
Ecuador	49	4	8,334	7,263	691	-24%	143%
Mexico	62	5	6,341	5,384	650	41%	31%
US	149	2	23,452	9,290	649	9%	-6%
UK	212	1	8,933	N/A**	632	154%	133%
Sweden	59	0	9,748	N/A**	584	70%	-59%
Panama	166	2	27,884	22,287	577	11%	-13%
Colombia	158	3	17,910	15,522	547	2%	-9%
Argentina	303	9	19,785	15,961	528	17%	85%
France	225	1	11,221	1,582	499	20%	20%
Netherlands	326	1	10,522	279	388	108%	67%
North Macedo..	147	2	10,050	7,773	380	80%	-13%
Ireland	130	0	8,613	4,732	370	88%	33%
Moldova	197	3	15,407	10,996	362	43%	6%
Kosovo	28	1	8,768	7,768	351	-15%	-4%
Armenia	191	2	19,050	15,464	344	99%	97%
EU	139	1	7,871	2,874	342	41%	40%
South Africa	27	2	11,676	10,517	300	3%	45%
Bos. and Herz.	100	2	9,341	7,151	283	8%	-16%
Romania	144	3	8,072	6,131	281	70%	25%

26 - 50

	Average over last 7 days		Total Since 22 Jan			Change from 14d Ago [*] in 14 day avg of daily new	
	New Confirmed	New Deaths	Total Confirmed	Total Recovered	Total Deaths	Confirmed	Deaths
Honduras	64	1	8,489	3,232	254	41%	7%
Iraq	82	2	10,003	8,357	245	-11%	-12%
Switzerland	99	0	6,975	5,592	241	82%	-44%
Israel	391	4	33,562	26,418	229	-21%	48%
Costa Rica	232	4	17,165	10,339	211	-7%	4%
Portugal	105	1	8,499	5,216	204	36%	48%
Oman	129	2	20,736	18,180	203	10%	0%
Dom. Rep.	53	1	10,922	8,673	200	-8%	-39%
Kyrgyzstan	39	0	7,546	6,779	166	117%	N/A
Bahrain	248	1	44,438	41,872	162	-31%	10%
Kuwait	137	1	26,019	24,181	154	-14%	39%
Russia	81	1	8,851	6,963	154	67%	30%
Paraguay	110	3	6,965	4,499	151	1%	-1%
Saudi Arabia	12	1	9,745	9,345	145	-19%	-13%
Ukraine	116	2	6,129	2,694	117	41%	31%
Belarus	56	1	8,840	8,172	95	72%	15%
Austria	114	1	6,142	4,824	94	28%	106%
Czechia	462	3	10,936	5,134	92	85%	154%
Libya	123	1	6,216	3,498	92	8%	-30%
West Bank an..	88	2	9,695	8,304	83	-31%	29%
Qatar	74	0	44,423	43,379	76	-13%	-33%
Lebanon	190	1	7,848	3,443	67	45%	6%
UAE	107	0	10,741	9,836	45	23%	154%
Singapore	2	0	9,893	9,864	5	-40%	N/A
Total World	43	1	4,838	3,366	139	8%	7%

^{*}Change from 14d ago:
Compares 14d-avgs. of Daily New Cases/Deaths
today with 14d-avgs. from 14d ago

Over the last 7 days, confirmed cases in **Czechia** grew 42% (+34,664 cases)

Sorted by Total Deaths / 1M
Top 50 countries selected by Cases / 1M
Excluded countries with population < 1M

N/A** due to inconsistent reporting of Recovered Cases



Top 50 Countries: Raw Volume

Updated 12 Oct 2020, 3:30 GMT

4

1 - 25

	Average over last 7 days		Total Since 22 Jan			Change from 14d Ago in 14 day avg of daily new	
	New Confirmed	New Deaths	Total Confirmed	Total Recovered	Total Deaths	Confirmed	Deaths
US	49,243	721	7,762,546	3,075,077	214,768	9%	-6%
EU	61,978	468	3,504,371	1,279,454	152,475	41%	40%
Brazil	25,670	591	5,094,979	4,526,393	150,488	-10%	-14%
India	70,960	924	7,120,538	6,149,535	109,150	-15%	-14%
Mexico	7,977	670	817,503	694,214	83,781	41%	31%
UK	14,404	68	606,447	N/A**	42,915	154%	133%
Italy	4,232	26	354,950	239,709	36,166	104%	47%
Peru	3,972	99	849,371	738,189	33,305	-36%	-28%
Spain	10,169	120	861,112	150,376	32,929	-4%	14%
France	14,704	61	732,434	103,232	32,601	20%	20%
Iran	4,043	227	500,075	406,389	28,544	21%	22%
Colombia	8,038	160	911,316	789,787	27,834	2%	-9%
Argentina	13,674	407	894,206	721,380	23,868	17%	85%
Russia	11,807	173	1,291,687	1,016,120	22,471	67%	30%
South Africa	1,597	115	692,471	623,765	17,780	3%	45%
Chile	1,599	48	481,371	453,352	13,318	1%	-2%
Ecuador	857	78	147,033	128,134	12,191	-24%	143%
Indonesia	4,279	99	333,449	255,027	11,844	2%	-12%
Belgium	4,575	18	162,258	20,272	10,191	132%	284%
Iraq	3,313	65	402,330	336,157	9,852	-11%	-12%
Canada	2,272	19	184,403	155,901	9,666	73%	255%
Germany	3,534	13	326,309	276,983	9,626	62%	47%
Turkey	1,584	57	335,533	294,357	8,837	-9%	-11%
Bolivia	244	30	138,574	101,103	8,308	-34%	-12%
Netherlands	5,580	19	180,288	4,783	6,642	108%	67%

26 - 50

	Average over last 7 days		Total Since 22 Jan			Change from 14d Ago in 14 day avg of daily new	
	New Confirmed	New Deaths	Total Confirmed	Total Recovered	Total Deaths	Confirmed	Deaths
Pakistan	672	10	319,317	304,185	6,580	-4%	37%
Philippines	2,406	78	339,341	293,075	6,321	-18%	0%
Egypt	119	10	104,516	97,688	6,052	-8%	-28%
Sweden	595	0	98,451	N/A**	5,894	70%	-59%
Bangladesh	1,368	25	378,266	292,860	5,524	-12%	-15%
Romania	2,769	58	155,283	117,942	5,411	70%	25%
Ukraine	5,092	86	268,065	117,829	5,098	41%	31%
Saudi Arabia	411	24	339,267	325,330	5,043	-19%	-13%
China	26	0	90,812	85,669	4,739	15%	-100%
Guatemala	536	13	97,715	86,582	3,384	-7%	-43%
Poland	3,677	53	125,816	80,302	3,004	192%	134%
Morocco	2,733	39	152,404	127,407	2,605	12%	9%
Panama	718	10	120,313	96,164	2,491	11%	-13%
Dom. Rep.	571	6	118,477	94,084	2,173	-8%	-39%
Israel	3,388	37	290,493	228,658	1,980	-21%	48%
Kazakhstan	85	3	108,831	104,041	1,746	15%	-28%
Japan	522	4	89,400	81,266	1,628	10%	-22%
Costa Rica	1,180	18	87,439	52,669	1,076	-7%	4%
Oman	660	9	105,890	92,840	1,038	10%	0%
Czechia	4,952	37	117,110	54,980	987	85%	154%
Kuwait	584	5	111,116	103,268	658	-14%	39%
Nepal	2,990	14	107,755	75,804	636	79%	20%
UAE	1,061	3	106,229	97,284	445	23%	154%
Qatar	212	1	127,985	124,978	220	-13%	-33%
Total World	331,675	5,668	37,475,325	26,071,358	1,076,758	8%	7%

*Change from 14d ago:
Compares 14d-avgs. of Daily New Cases/Deaths today with 14d-avgs. from 14d ago

Today, the **EU** crossed 3.5M confirmed cases while **India** crossed 7M confirmed cases

Sorted by Raw Total Deaths
Top 50 countries selected by Total Cases
Excluded countries with population < 1M

N/A** due to inconsistent reporting of Recovered Cases



United States: Per 1M



1 - 25

	Average over last 7 days		Total Since 22 Jan			Change from 14d Ago* in 14 day avg of daily new	
	New Confirmed	New Deaths	Total Confirmed	Total Recovered	Total Deaths	Confirmed	Deaths
New Jersey	87	1	24,051	3,986	1,821	46%	-9%
New York	71	1	24,380	3,991	1,711	66%	51%
Massachusetts	82	2	20,153	16,883	1,393	42%	3%
Connecticut	70	1	16,840	2,671	1,271	53%	38%
Louisiana	116	2	37,012	33,960	1,216	-3%	-17%
Rhode Island	164	2	24,821	2,286	1,067	66%	-36%
Mississippi	213	4	35,258	30,434	1,042	16%	-18%
DC	94	1	22,648	17,756	903	12%	63%
Arizona	95	1	30,991	5,098	791	-4%	-55%
Michigan	117	1	14,965	10,441	723	33%	32%
Illinois	202	2	25,425	N/A	728	18%	27%
Florida	120	5	34,198	N/A	715	-7%	-6%
Georgia	114	3	31,214	N/A	698	-18%	-23%
S. Carolina	162	3	30,572	15,172	690	-18%	-14%
Delaware	130	1	22,726	11,738	672	33%	17%
Maryland	96	1	21,727	1,280	661	9%	-34%
Pennsylvania	97	2	13,809	10,823	651	32%	-5%
Texas	139	3	28,226	24,268	585	-22%	-9%
Indiana	209	2	20,050	15,030	563	51%	47%
Nevada	171	2	27,849	737	539	36%	-43%
Alabama	180	3	33,721	14,529	543	-4%	9%
Arkansas	276	7	30,762	27,654	520	5%	-20%
Iowa	326	3	31,677	24,171	463	11%	52%
New Mexico	171	1	15,730	8,881	434	99%	-13%
North Dakota	696	12	35,777	29,525	442	27%	68%

26 - 51

	Average over last 7 days		Total Since 22 Jan			Change from 14d Ago* in 14 day avg of daily new	
	New Confirmed	New Deaths	Total Confirmed	Total Recovered	Total Deaths	Confirmed	Deaths
California	81	2	21,644	N/A	420	-6%	-21%
Virginia	113	1	18,559	2,166	393	1%	-54%
Minnesota	214	2	19,907	17,762	389	25%	51%
Tennessee	283	4	31,441	28,385	405	3%	30%
Missouri	276	6	23,778	N/A	395	-1%	15%
Colorado	134	1	13,621	1,183	367	21%	36%
N. Carolina	190	2	22,070	18,368	359	8%	-15%
New Hampshire	52	1	6,724	5,843	335	104%	467%
South Dakota	670	6	32,288	25,335	323	43%	100%
Washington	59	1	12,218	N/A	288	5%	-17%
Idaho	328	2	26,897	13,480	284	45%	4%
Kentucky	245	1	17,972	3,030	280	45%	-2%
Oklahoma	312	2	25,117	21,360	277	1%	-9%
Nebraska	338	1	27,079	18,657	268	42%	36%
Kansas	212	4	22,415	781	266	4%	30%
Wisconsin	431	2	25,803	20,566	252	29%	159%
West Virginia	119	2	10,117	7,347	215	5%	-36%
Montana	544	3	17,498	10,630	196	114%	-3%
Utah	367	2	26,776	19,747	161	20%	220%
Oregon	84	1	8,833	1,392	142	27%	65%
Hawaii	67	1	9,515	7,566	119	-4%	12%
Maine	21	0	4,255	3,697	106	2%	-25%
Vermont	19	0	2,994	2,659	93	117%	N/A
Wyoming	273	0	13,151	10,154	93	54%	-50%
Alaska	250	0	13,240	7,913	82	82%	-67%
Ohio	120	1	14,436	12,244	428	34%	-21%

*Change from 14d ago:
Compares 14d-avgs. of Daily New Cases/Deaths
today with 14d-avgs. from 14d ago

Average weekly new deaths in **South Carolina** have continuously declined since 16 Aug

Sorted by Total Deaths / 1M

N/As due to states revising and updating case counts



United States: Raw Volume



1 - 25

	Average over last 7 days		Total Since 22 Jan			Change from 14d Ago* in 14 day avg of daily new	
	New Confirmed	New Deaths	Total Confirmed	Total Recovered	Total Deaths	Confirmed	Deaths
New York	1,386	13	474,286	77,631	33,294	66%	51%
Texas	4,033	93	818,426	703,662	16,971	-22%	-9%
New Jersey	775	5	213,628	35,404	16,174	46%	-9%
California	3,211	62	855,190	N/A	16,579	-6%	-21%
Florida	2,576	99	734,491	N/A	15,364	-7%	-6%
Massachusetts	565	13	138,903	116,364	9,604	42%	3%
Illinois	2,563	27	322,178	N/A	9,230	18%	27%
Pennsylvania	1,236	19	176,781	138,550	8,330	32%	-5%
Georgia	1,212	36	331,409	N/A	7,416	-18%	-23%
Michigan	1,169	14	149,453	104,271	7,219	33%	32%
Arizona	689	8	225,575	37,110	5,759	-4%	-55%
Louisiana	538	11	172,059	157,873	5,655	-3%	-17%
Ohio	1,406	11	168,749	143,123	4,999	34%	-21%
Connecticut	249	2	60,038	9,522	4,530	53%	38%
Maryland	581	6	131,357	7,738	3,999	9%	-34%
Indiana	1,405	16	134,981	101,184	3,789	51%	47%
N. Carolina	1,996	19	231,471	192,644	3,770	8%	-15%
S. Carolina	832	14	157,406	78,115	3,552	-18%	-14%
Virginia	967	12	158,409	18,492	3,355	1%	-54%
Mississippi	635	13	104,932	90,577	3,101	16%	-18%
Alabama	882	15	165,342	71,240	2,664	-4%	9%
Tennessee	1,930	27	214,717	193,849	2,767	3%	30%
Missouri	1,694	34	145,938	N/A	2,424	-1%	15%
Washington	452	7	93,035	N/A	2,190	5%	-17%
Minnesota	1,206	9	112,268	100,171	2,194	25%	51%

26 - 51

	Average over last 7 days		Total Since 22 Jan			Change from 14d Ago* in 14 day avg of daily new	
	New Confirmed	New Deaths	Total Confirmed	Total Recovered	Total Deaths	Confirmed	Deaths
Colorado	769	6	78,437	6,814	2,113	21%	36%
Nevada	526	5	85,779	2,270	1,661	36%	-43%
Arkansas	831	21	92,833	83,454	1,569	5%	-20%
Iowa	1,028	11	99,943	76,260	1,462	11%	52%
Wisconsin	2,510	13	150,236	119,747	1,465	29%	159%
Kentucky	1,096	6	80,292	13,539	1,252	45%	-2%
Rhode Island	174	2	26,294	2,422	1,130	66%	-36%
Oklahoma	1,234	7	99,387	84,520	1,098	1%	-9%
New Mexico	358	3	32,983	18,621	911	99%	-13%
Kansas	618	12	65,303	2,275	774	4%	30%
Delaware	127	1	22,130	11,430	654	33%	17%
DC	66	1	15,984	12,531	637	12%	63%
Oregon	355	4	37,255	5,870	599	27%	65%
Nebraska	654	3	52,382	36,091	519	42%	36%
Utah	1,175	6	85,844	63,307	517	20%	220%
Idaho	586	4	48,066	24,089	507	45%	4%
New Hampshire	71	2	9,143	7,945	456	104%	467%
West Virginia	214	3	18,132	13,167	385	5%	-36%
North Dakota	531	9	27,264	22,500	337	27%	68%
South Dakota	592	5	28,564	22,413	286	43%	100%
Montana	581	3	18,702	11,361	210	114%	-3%
Hawaii	95	2	13,472	10,713	169	-4%	12%
Maine	29	0	5,720	4,970	143	2%	-25%
Vermont	12	0	1,868	1,659	58	117%	N/A
Alaska	183	0	9,686	5,789	60	82%	-67%
Wyoming	158	0	7,611	5,877	54	54%	-50%

*Change from 14d ago:
Compares 14d-avgs. of Daily New Cases/Deaths
today with 14d-avgs. from 14d ago

Compared to 14 days ago, average daily new cases are
trending down in 10 states and **trending up** in 40 states

Sorted by Raw Total Deaths

N/As due to states revising and updating case counts



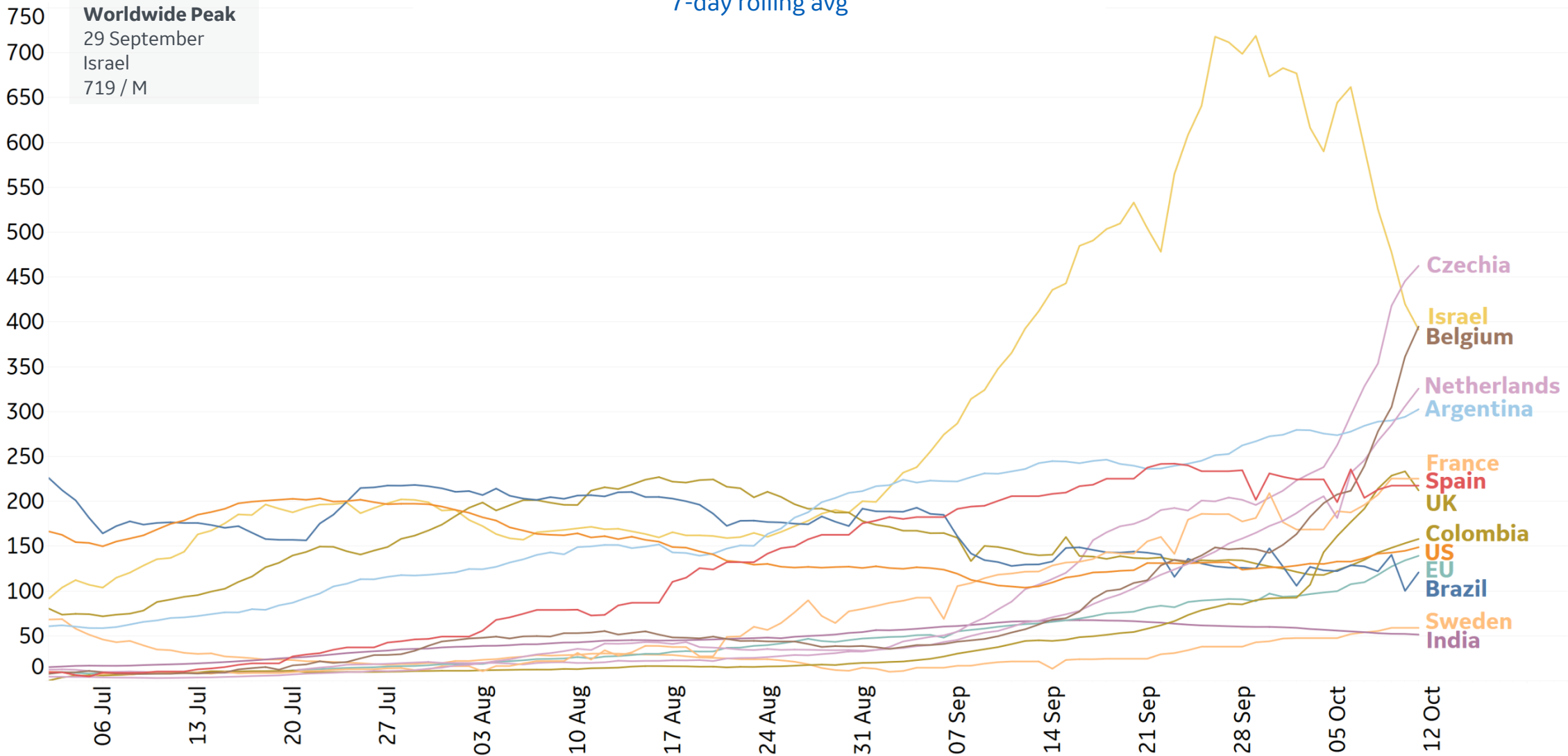
New Confirmed Cases in Select Countries

Updated 12 Oct 2020, 3:30 GMT

7

Daily New Confirmed Cases / 1M

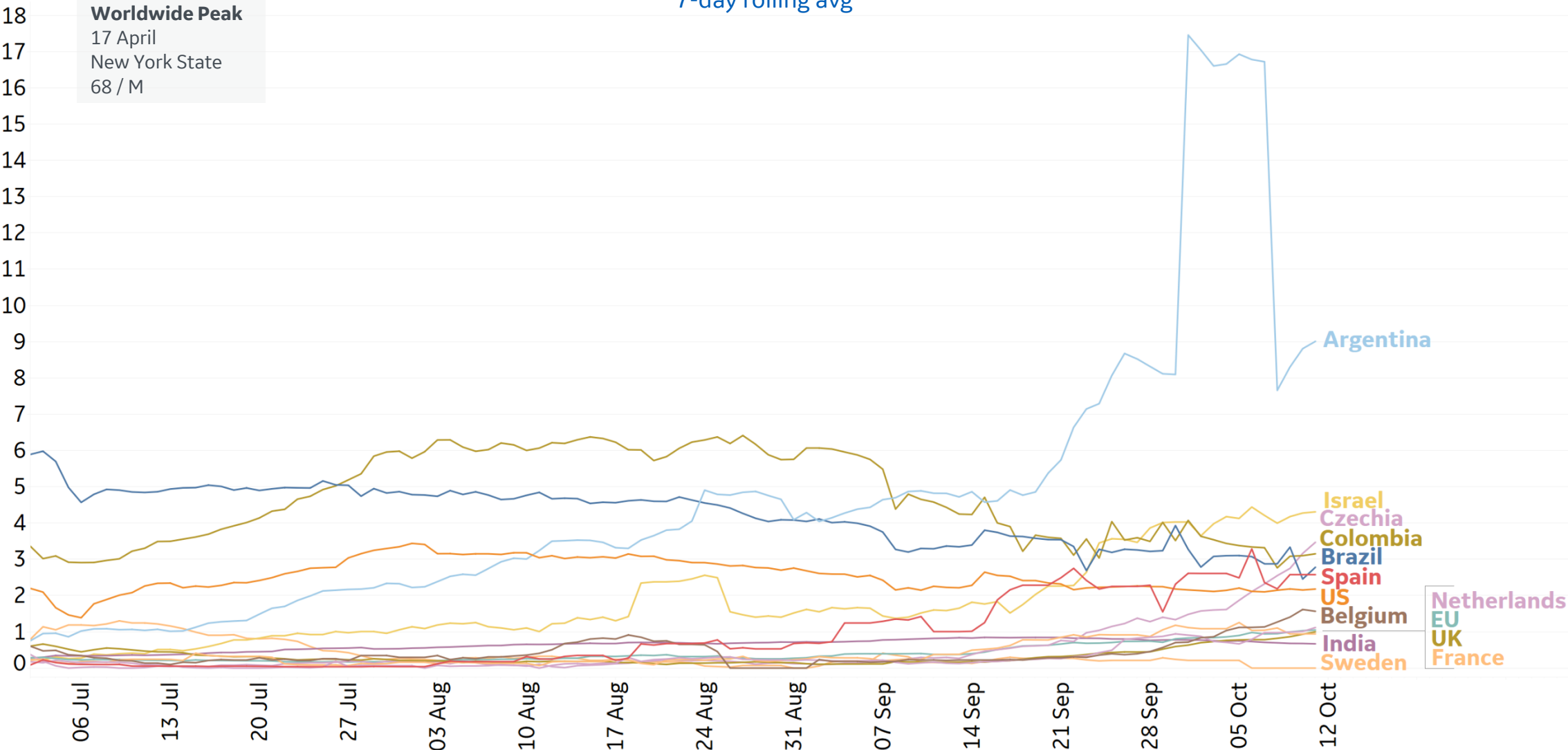
7-day rolling avg





New Deaths in Select Countries

Daily New Deaths / 1M
7-day rolling avg

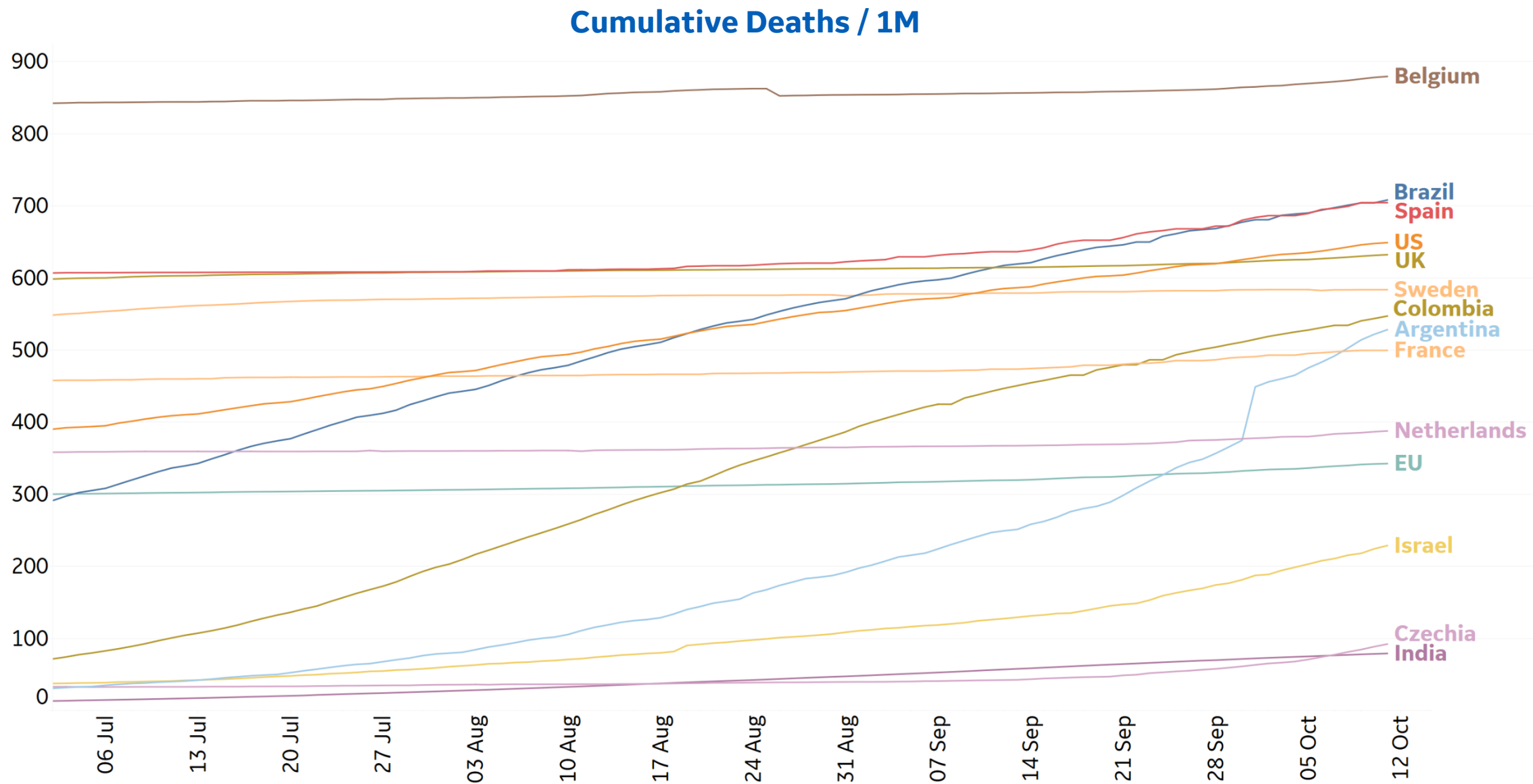


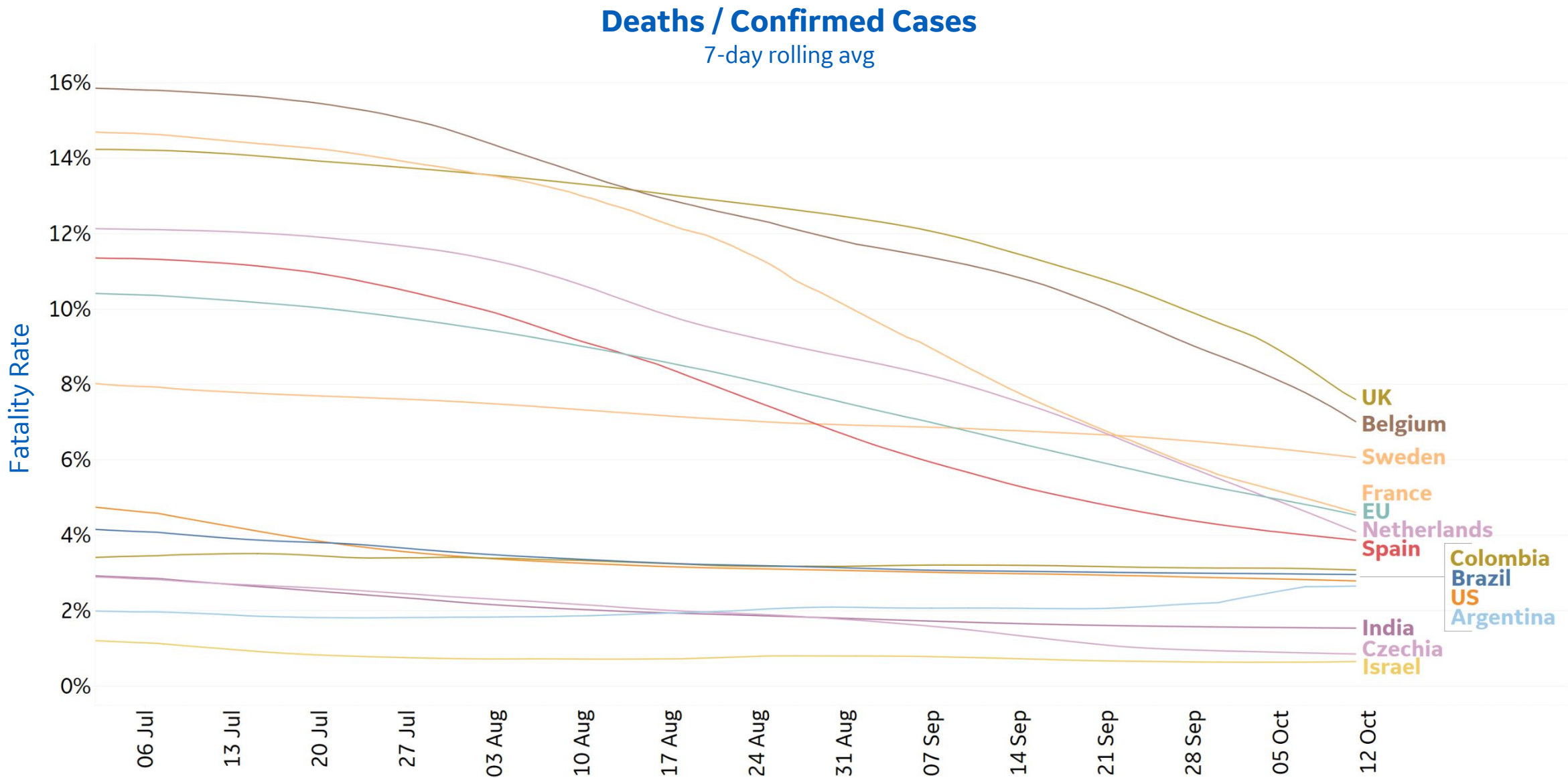
*Large jump in Argentina's daily new deaths due to batched reporting of previously unreported fatalities on 1 Oct



Cumulative Deaths in Select Countries

Updated 12 Oct 2020, 3:30 GMT







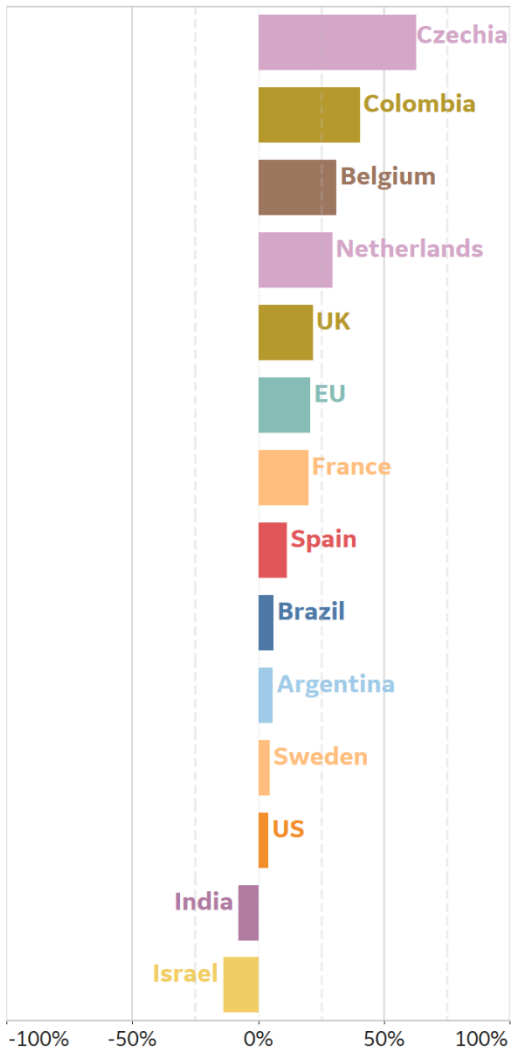
% Change in Case Volume in Select Countries

Updated 12 Oct 2020, 3:30 GMT

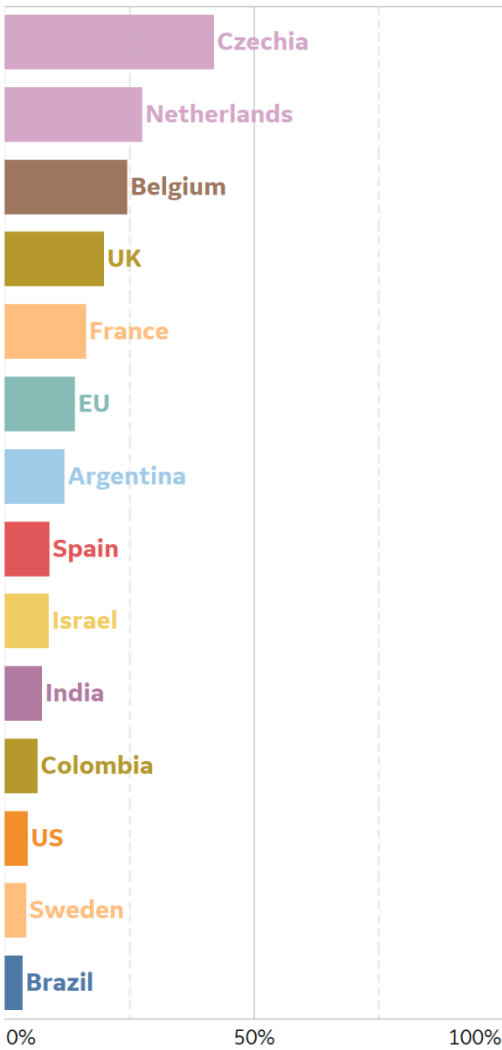
11

Over Previous 7 days

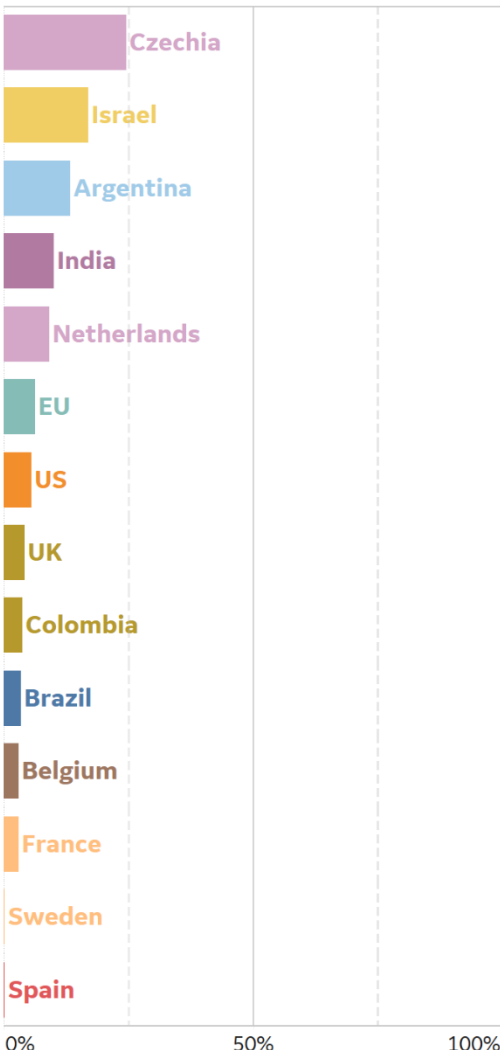
Active Cases



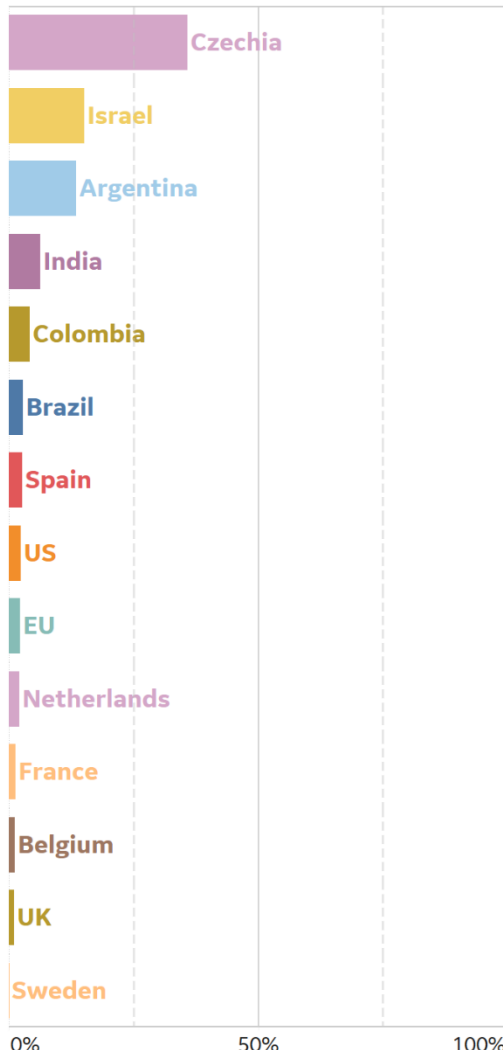
Confirmed Cases



Reported Recoveries



Reported Deaths





Based on Recent Cases, Deaths, and Positivity
Excludes countries that have not reported positivity in over 7 days

	Recent Cases Index	Recent Deaths Index	Recent Positivity	Multivariate Index
Israel	931.3	684.0	12.2%	196
Iraq	171.1	256.5	19.4%	83
Iran	83.5	413.4	14.0%	69
Kuwait	240.9	154.0	16.0%	63
Palestine	167.8	232.7	12.3%	49
Bahrain	503.2	219.1	5.2%	38
Nepal	150.7	67.1	15.9%	35
Myanmar	40.3	87.7	16.6%	21
India	100.1	117.3	6.9%	15
Indonesia	28.3	63.6	14.9%	14
Philippines	41.5	103.4	7.6%	11
Maldives	186.2	31.7	3.9%	8
Russia	128.7	181.3	2.4%	7
Qatar	137.0	28.3	4.2%	7
Bangladesh	15.4	26.8	11.8%	5
UAE	191.8	37.3	1.0%	2
Turkey	33.8	119.2	1.4%	2
Saudi Arabia	23.1	121.9	1.0%	1
Kazakhstan	25.0	39.9	1.6%	1
Japan	7.4	7.3	2.7%	0

Index = (RC + RD) * RP

RD = 90 * (D₁ + (D₂/2) + (D₃/3))

RC = C₁ + (C₂/2) + (C₃/3)

RP = Avg(Ppc, last 14 days)

Legend

RC: Recent Cases
RD: Recent Deaths
RP: Recent Positivity

D: Deaths / 1M, daily new
C: Confirmed Cases / 1M, daily new
Ppc: % Positive Cases, daily new

1: 0-7 days ago
2: 8-14 days ago
3: 15-21 days ago



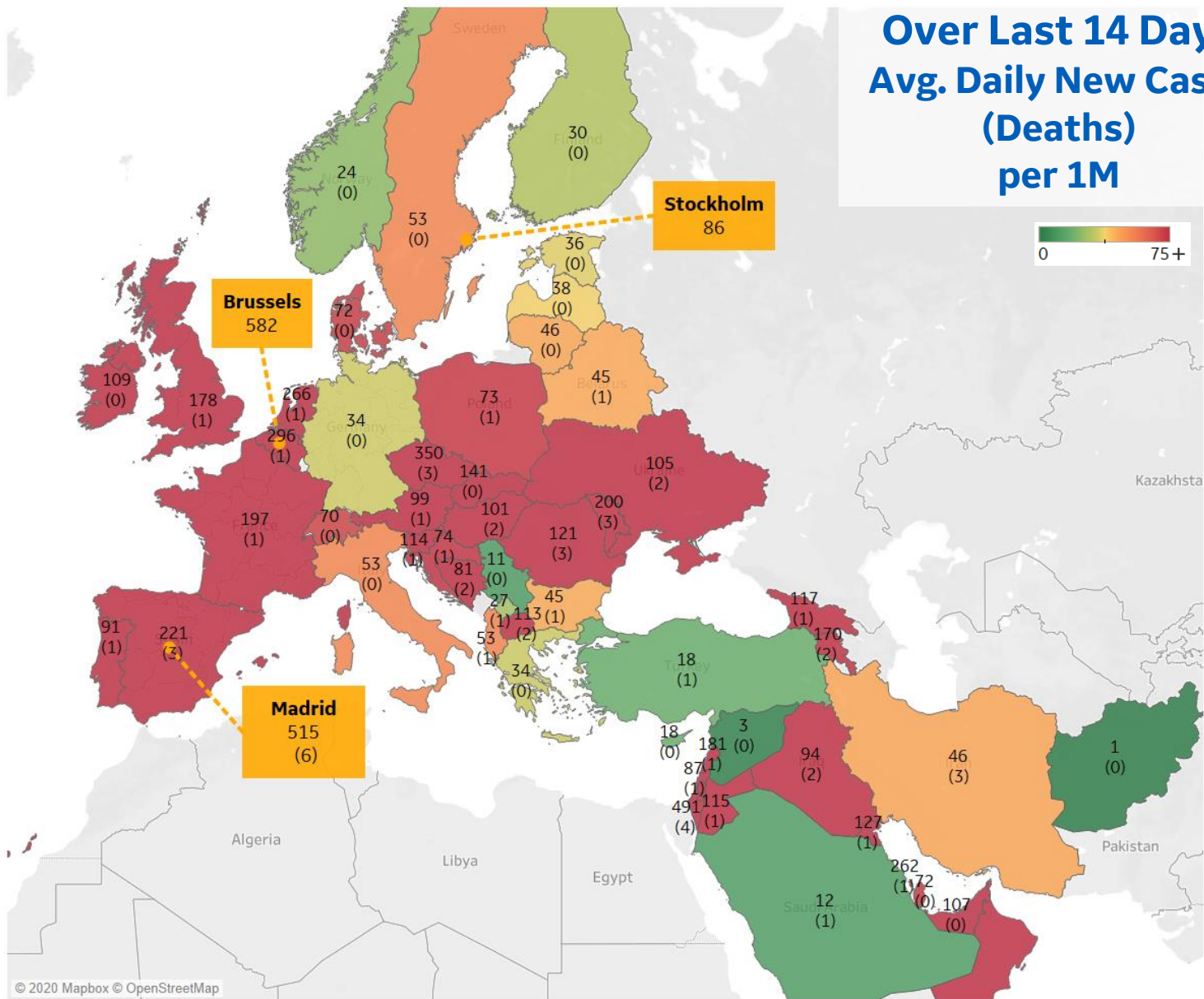
Per 1M in Region

	Today	Change
Active Cases	3,321	+1%
Confirmed	77 new	+1%
Deaths	1 new	+0.4%
Recovered	30 new	+1%

Most Daily New Cases / 1M

Israel	491
Czechia	350
Belgium	296
Netherlands	266
Bahrain	262
Spain	221
Moldova	200
France	197
Lebanon	181
UK	178

* Excludes regions with population < 1M





Der 1M in Region

✱

Most Daily New Cases / 1M

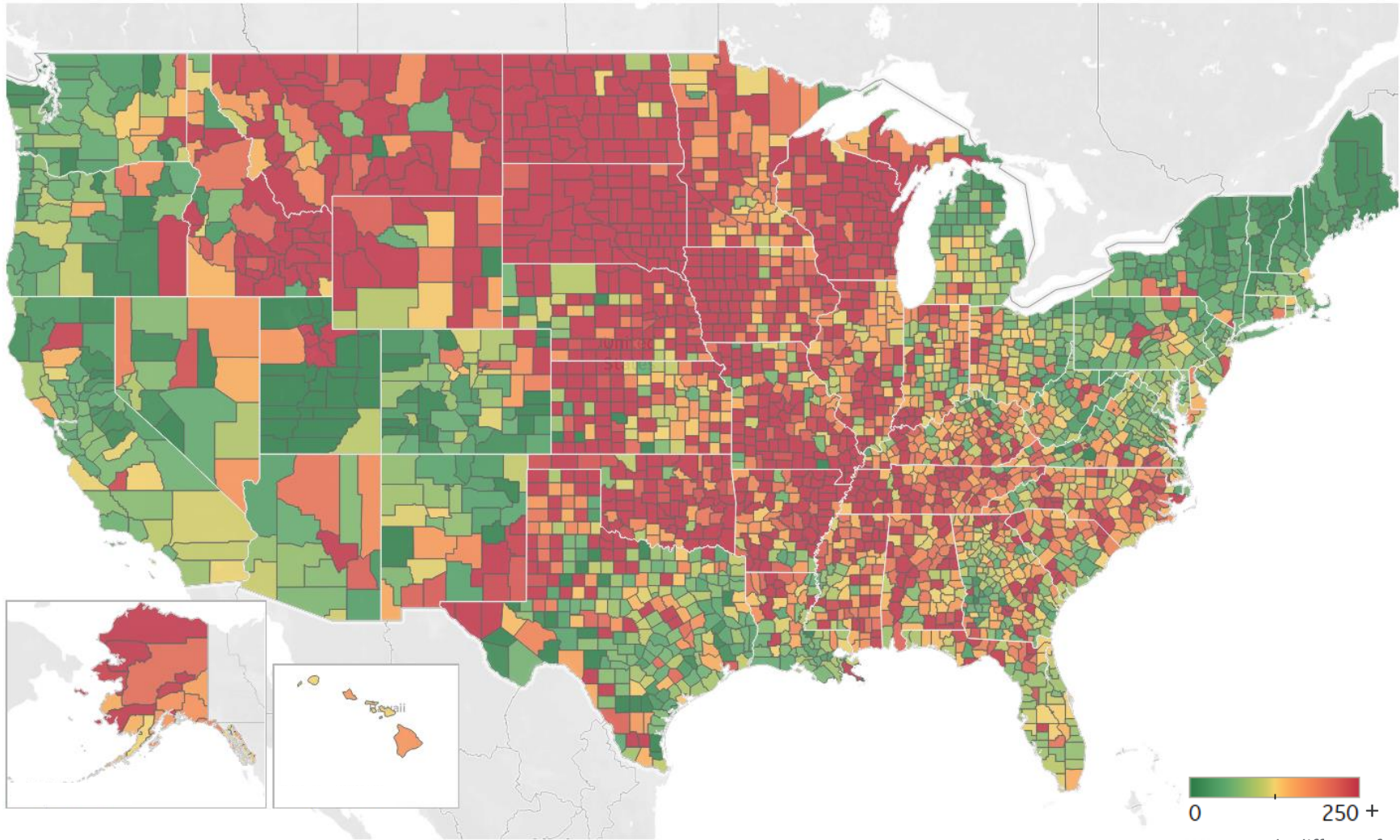
Sonora	258
Distrito Federal	159
Colima	88
Baja California Sur	88
Nuevo León	74
Baja California	62
Coahuila	62
Durango	57
Nacional	49
Zacatecas	49



**Source data discrepancies between Mexican Government and Johns Hopkins Coronavirus Resource Center*



Over Last 14 Days...



Top 10 by New Confirmed

Avg New Confirmed Cases / 1M

Brown County, WI	784
Fayette County, KY	685
Lubbock County, TX	559
Utah County, UT	521
Winnebago County, IL	449
El Paso County, TX	401
Salt Lake County, UT	388
Greene County, MO	345
Rockland County, NY	340
St. Joseph County, IN	335

Top 10 by New Deaths

Avg New Deaths / 1M

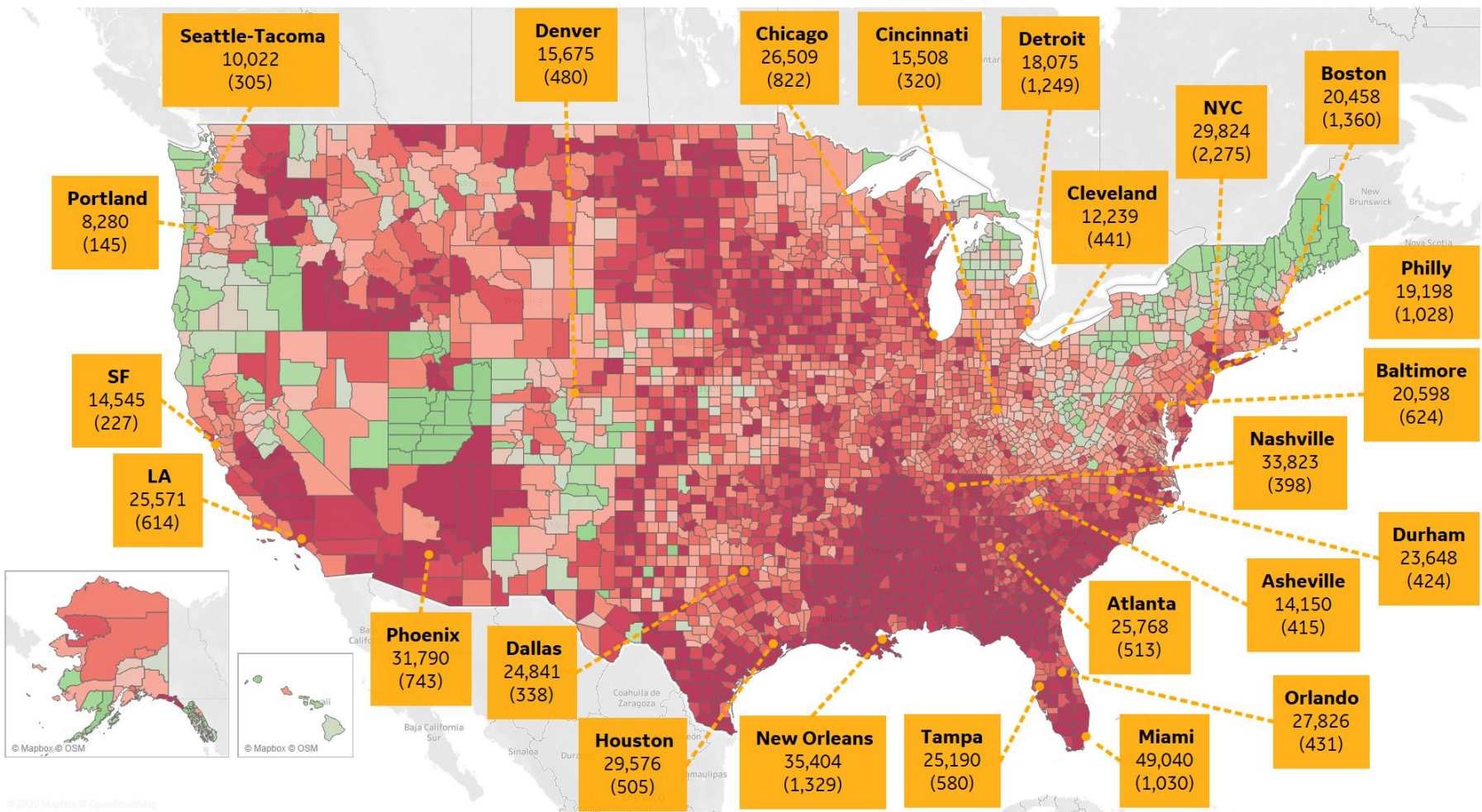
Cameron County, TX	23
Hidalgo County, TX	17
Webb County, TX	10
Greene County, MO	9
St. Joseph County, IN	8
Duval County, FL	8
Escambia County, FL	7
Marion County, FL	7
St. Lucie County, FL	6
Volusia County, FL	6

Note: Scale different from other pages

Note: Includes counties \geq 250K population



US by County & Metro, Cumulative to Date



Top 25 Counties

Cumulative Confirmed Cases / 1M

Miami-Dade County, FL	64,454
Nueces County, TX	57,384
Cameron County, TX	55,090
Webb County, TX	51,762
Rockland County, NY	51,312
Yakima County, WA	46,103
Brown County, WI	44,609
Lubbock County, TX	44,293
Jefferson Parish, LA	41,737
Davidson County, TN	40,761
Broward County, FL	40,625
Westchester County, NY	40,200
Escambia County, FL	39,772
Charleston County, SC	39,555
Passaic County, NJ	39,067
Richland County, SC	38,792
Hidalgo County, TX	38,393
Leon County, FL	38,320
Kern County, CA	36,523
Utah County, UT	36,265
Tulare County, CA	36,024
Nassau County, NY	35,325
East Baton Rouge Parish, LA	35,184
Polk County, IA	35,054
Shelby County, TN	34,916

Note: Includes counties ≥ 250K population

* New York City counties aggregated into one reporting area

Cumulative
Confirmed Cases
(Deaths)
per 1M

0 30,000 +
Scale different
from other pages



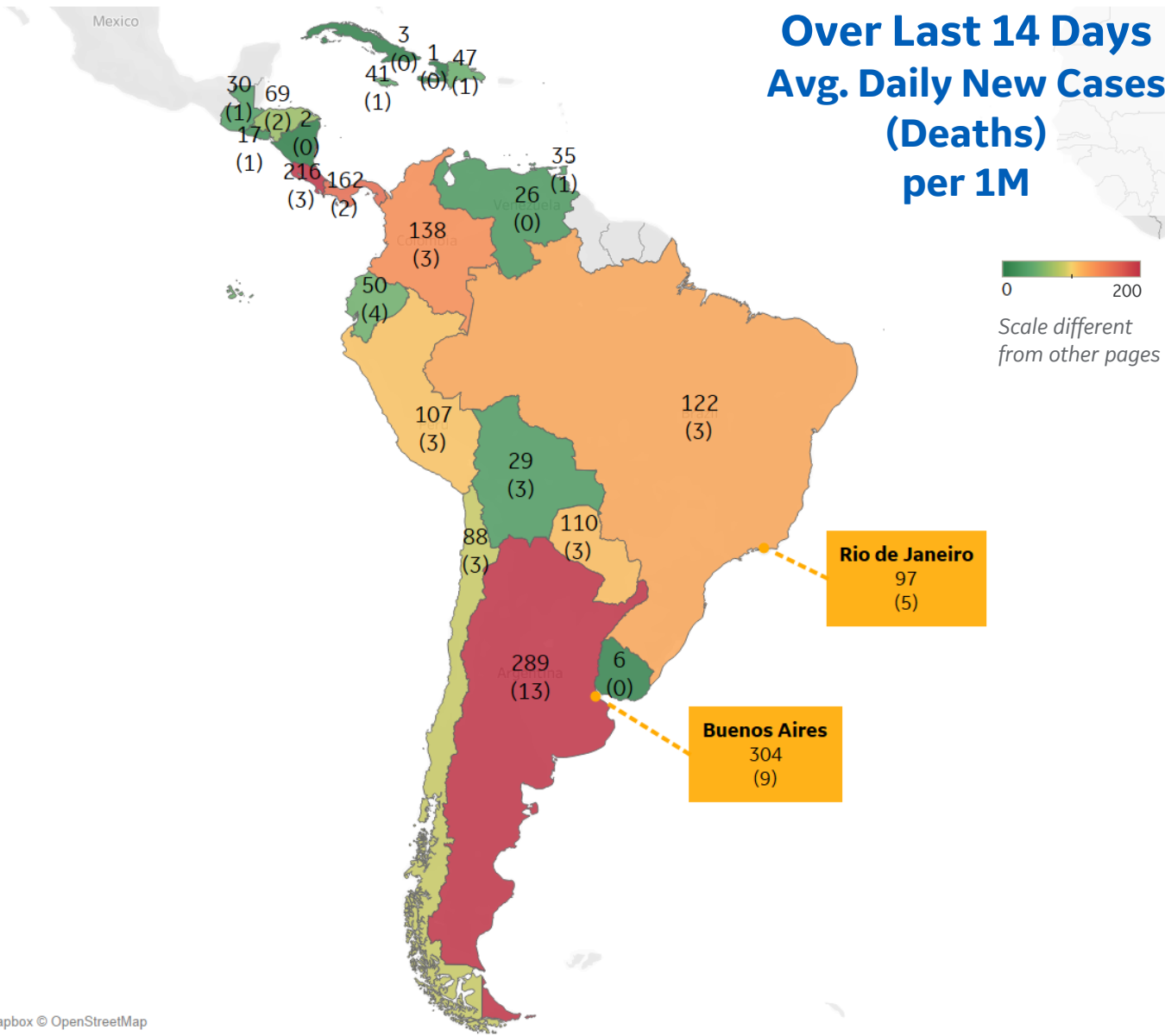
Per 1M in Region

	Today	Change
Active Cases	1,855	+1%
Confirmed	130 new	+0.7%
Deaths	3 new	+0.5%
Recovered	116 new	+1%

Most Daily New Cases / 1M

Argentina	289
Costa Rica	216
Panama	162
Colombia	138
Brazil	122
Paraguay	110
Peru	107
Chile	88
Honduras	69
Ecuador	50

* Excludes regions with population < 1M





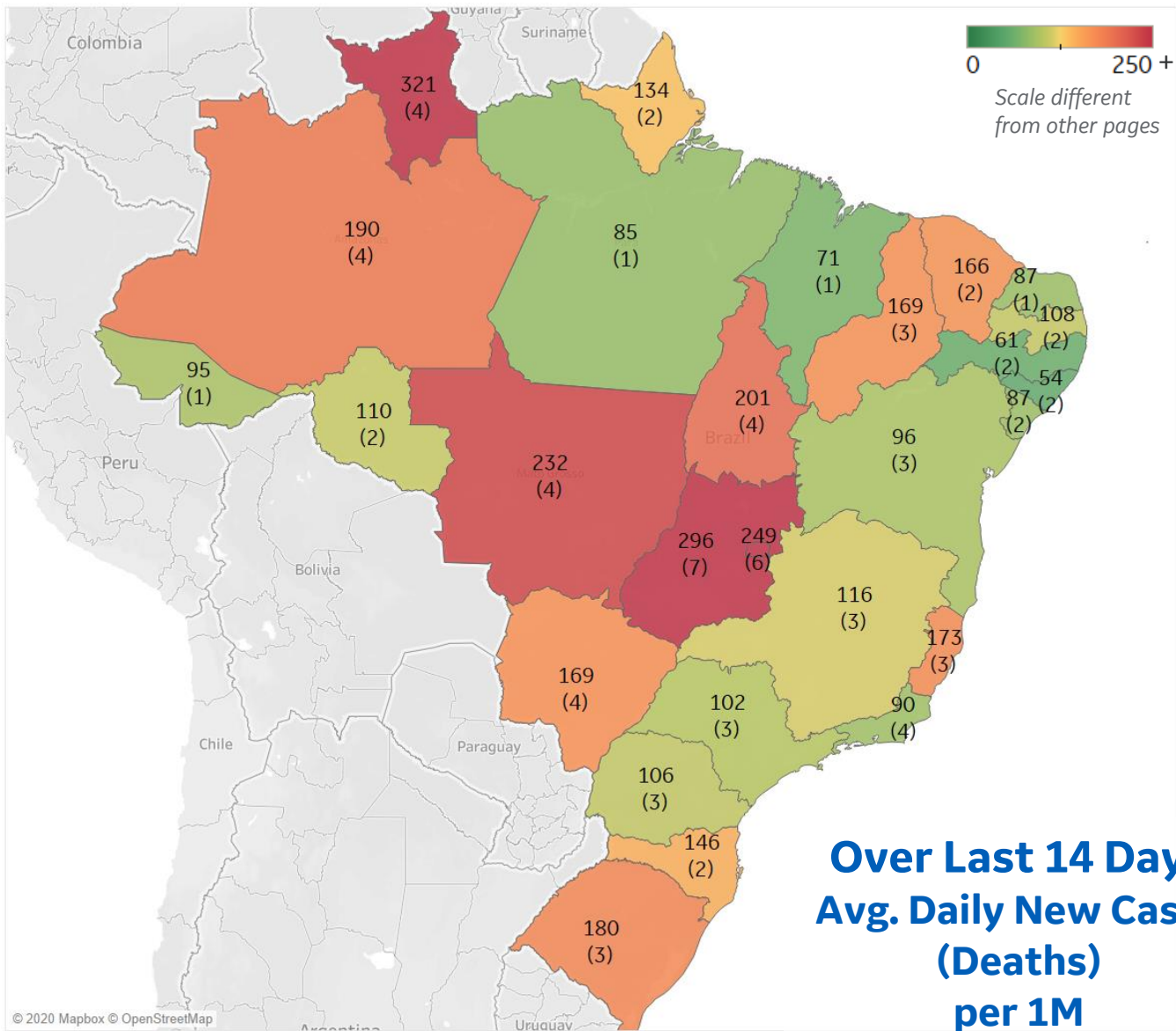
Per 1M in Region

	Today	Change
Active Cases	1,967	+4%
Confirmed	184 new	+0.8%
Deaths	4 new	+0.6%
Recovered	111 new	+0.5%

Most Daily New Cases / 1M

Goiás	296
Distrito Federal	249
MatoGrosso	232
Tocantins	201
Amazonas	190
Rio Grande do ..	180
Espírito Santo	173
MatoGrosso d..	169
Piauí	169
Ceará	166

* Excludes regions with population < 1M





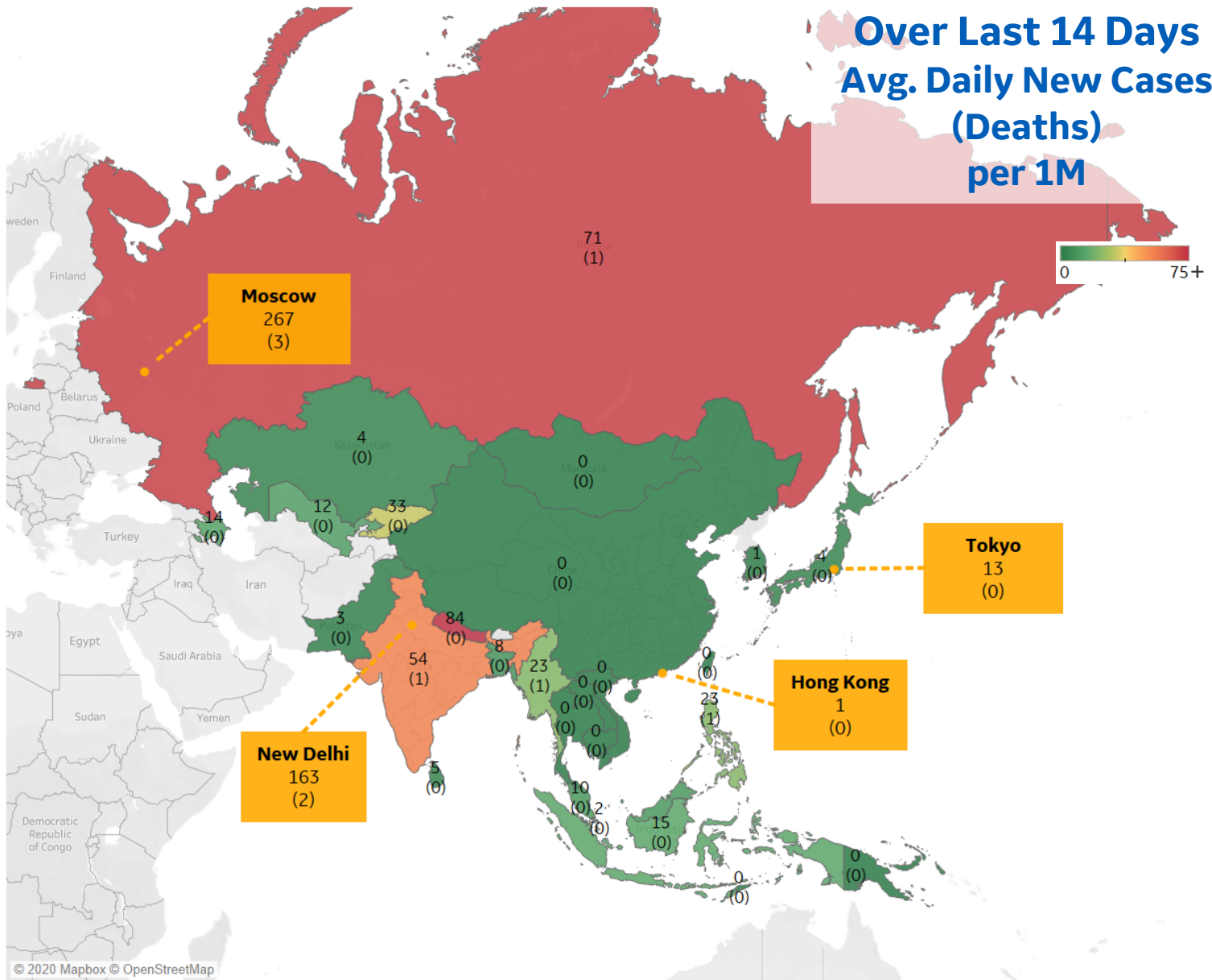
Per 1M in Region

	Today	Change
Active Cases	318	-1%
Confirmed	22 new	+1%
Deaths	0.3 new	+0.7%
Recovered	24 new	+1%

Most Daily New Cases / 1M

Nepal	84
Russia	71
India	54
Kyrgyzstan	33
Philippines	23
Myanmar	23
Indonesia	15
Azerbaijan	14
Uzbekistan	12
Malaysia	10

* Excludes regions with population < 1M





Per 1M in Region

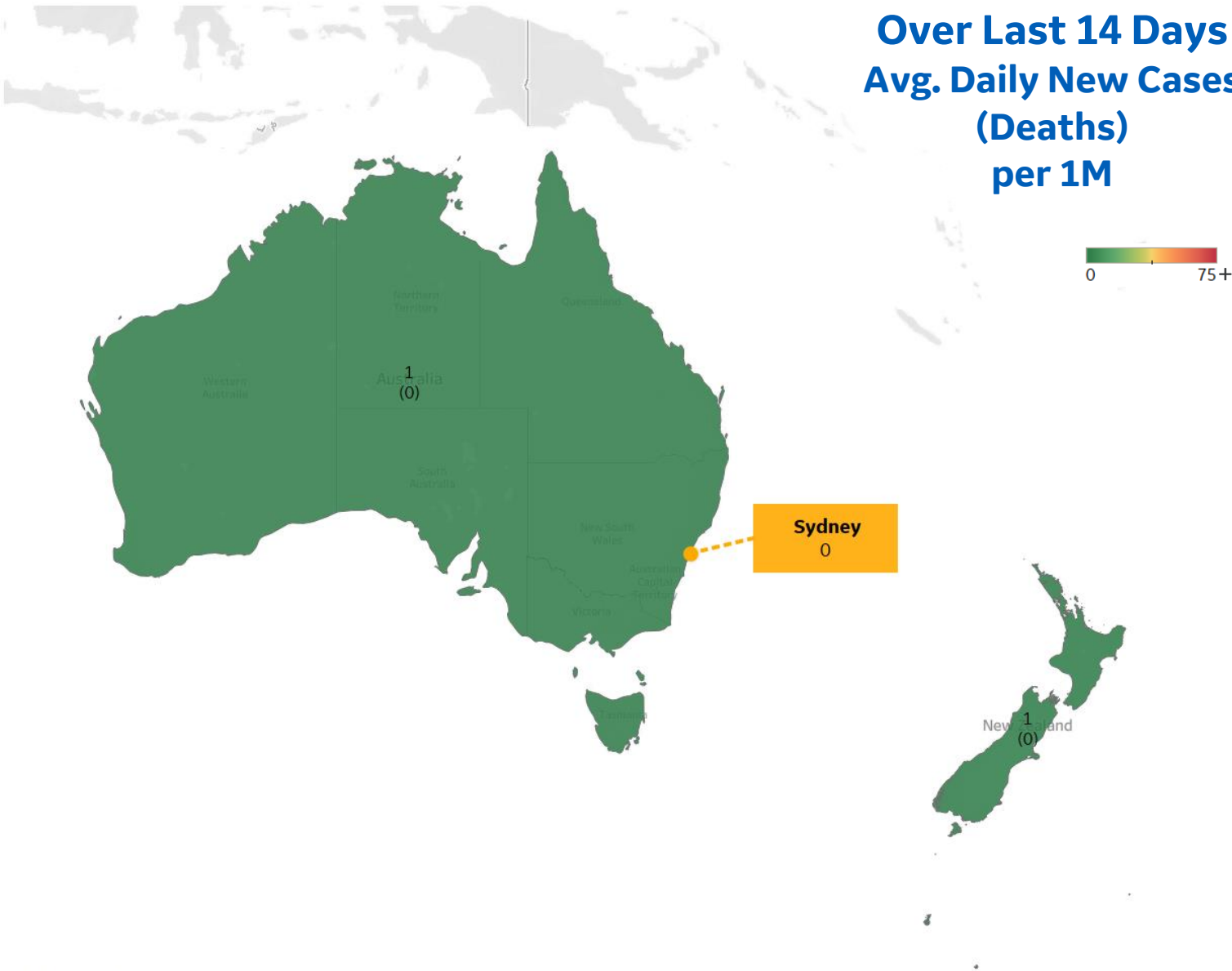
	Today	Change
Active Cases	46	+0.6%
Confirmed	1 new	+0.1%
Deaths	0 new	+0%
Recovered	0 new	+0%

Most Daily New Cases / 1M

Australia	1
New Zealand	1

* Excludes regions with population < 1M

Over Last 14 Days Avg. Daily New Cases (Deaths) per 1M





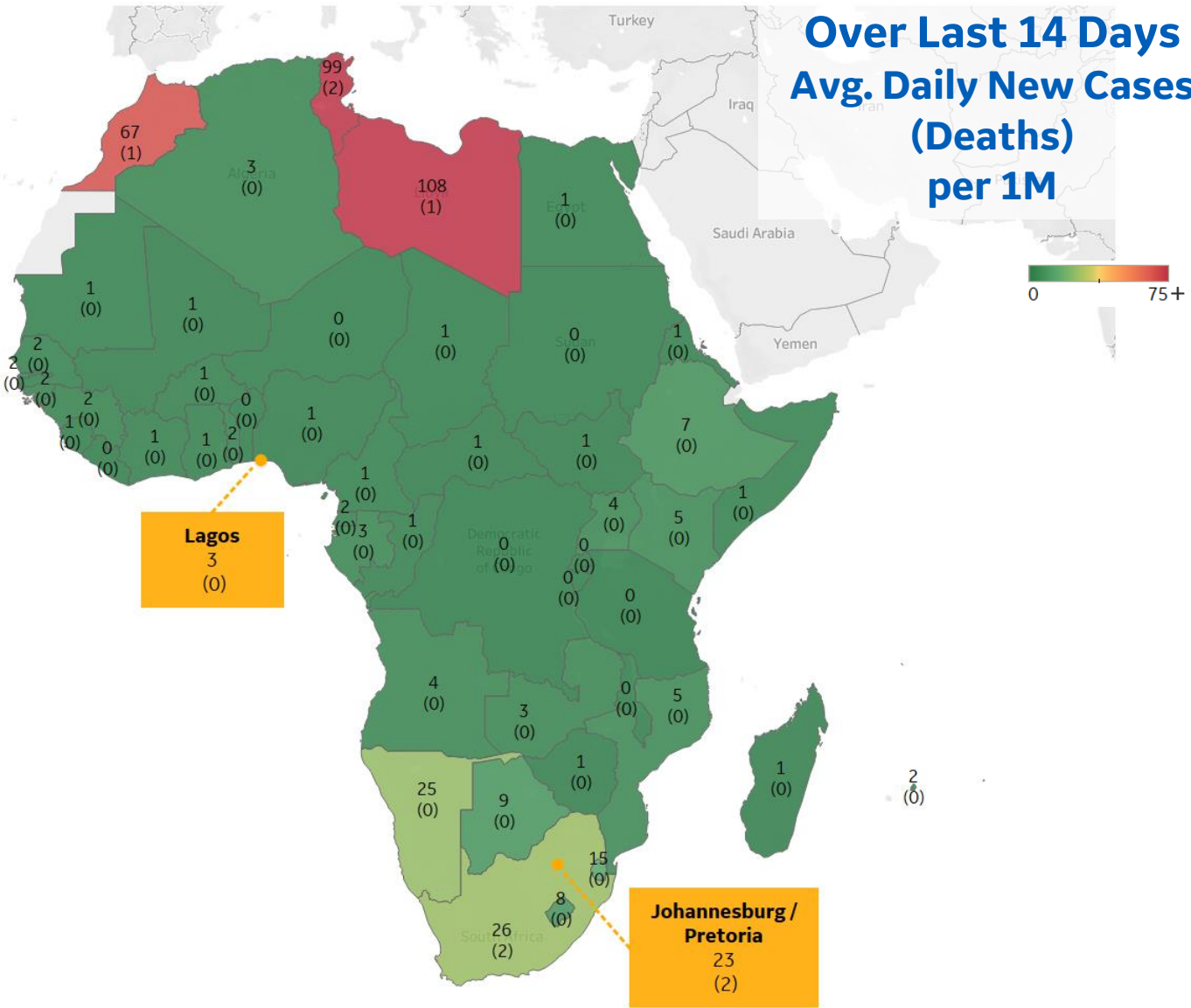
Per 1M in Region

	Today	Change
Active Cases	177	+1%
Confirmed	7 new	+0.6%
Deaths	0.2 new	+0.5%
Recovered	4 new	+0.4%

Most Daily New Cases / 1M

Libya	108
Tunisia	99
Morocco	67
South Africa	26
Namibia	25
Eswatini	15
Botswana	9
Lesotho	8
Ethiopia	7
Mozambique	5

* Excludes regions with population < 1M





*** Per 1M = Per 1 Million Population unless otherwise noted*

Johns Hopkins Coronavirus Resource Center:

<https://coronavirus.jhu.edu/map.html>

Worldometer Coronavirus Reporting:

<https://www.worldometers.info/coronavirus/>

Public Health England:

<https://www.gov.uk/government/publications/covid-19-track-coronavirus-cases>

US Department of Homeland Security, Homeland Infrastructure Foundation-Level Data:

<https://hifld-geoplatform.opendata.arcgis.com/datasets/hospitals>

City of New York, NYC Health:

<https://www1.nyc.gov/site/doh/covid/covid-19-data.page>

Chicago Coronavirus Latest Data:

<https://www.chicago.gov/city/en/sites/covid-19/home/latest-data.html>

National Health Commission of the PRC:

<http://www.nhc.gov.cn/xcs/yqtb/202003/bf66696029ba420098164607240074f8.shtml>

Korean Centers for Disease Control and Prevention:

http://www.cdc.go.kr/cdc_eng/

CDC, Severe Outcomes Among Patients with Coronavirus Disease 2019 (COVID-19):

<https://www.cdc.gov/mmwr/volumes/69/wr/mm6912e2.htm>

Italian Department of Civil Protection, COVID Monitoring:

<http://opendatadpc.maps.arcgis.com/apps/opsdashboard/index.html#/b0c68bce2cce478eaac82fe38d4138b1>

The COVID Tracking Project:

<https://covidtracking.com/data/>

UK Office for National Statistics

<https://www.ons.gov.uk/peoplepopulationandcommunity/birthsdeathsandmarriages/deaths/bulletins/deathsregisteredweeklyinenglandandwalesprovisional/weekending24april2020>

COVID-19 Information for Switzerland:

<https://www.corona-data.ch/>

Provincial Health Services Authority of Canada. BC Center for Disease Control:

<http://www.bccdc.ca/about/news-stories/stories/2020/information-on-novel-coronavirus>

Secretary of Health, Mexico:

<https://www.gob.mx/salud/en>

OECD Economic Outlooks, Statistics:

https://www.oecd-ilibrary.org/economics/data/oecd-economic-outlook-statistics-and-projections_eo-data-en

Public Health Authority of Sweden:

<https://www.folkhalsomyndigheten.se/smittskydd-beredskap/utbrott/aktuella-utbrott/covid-19/bekraftade-fall-i-sverige>

National Public Health Agency of France:

<https://www.santepubliquefrance.fr/regions/ile-de-france/documents/bulletin-regional/2020/covid-19-point-epidemiologique-en-ile-de-france-du-23-avril-2020>

Florida Department of Health, COVID-19 Response:

<https://floridahealthcovid19.gov>

CDC:

<https://www.cdc.gov/covid-data-tracker/index.html#demographics>

CDC Provisional COVID19 Deaths Counts

<https://data.cdc.gov/NCHS/Provisional-COVID-19-Death-Counts-by-Sex-Age-and-S/9bhg-hcku>

Johns Hopkins Coronavirus Resource Center:

<https://coronavirus.jhu.edu/map.html>

WHO Europe, Surveillance Report:

<http://www.euro.who.int/en/health-topics/health-emergencies/coronavirus-covid-19/weekly-surveillance-report>

WHO Europe, Principles for Transition:

<http://www.euro.who.int/en/media-centre/sections/statements/2020/statement-transition-to-a-new-normal-during-the-covid-19-pandemic-must-be-guided-by-public-health-principles>