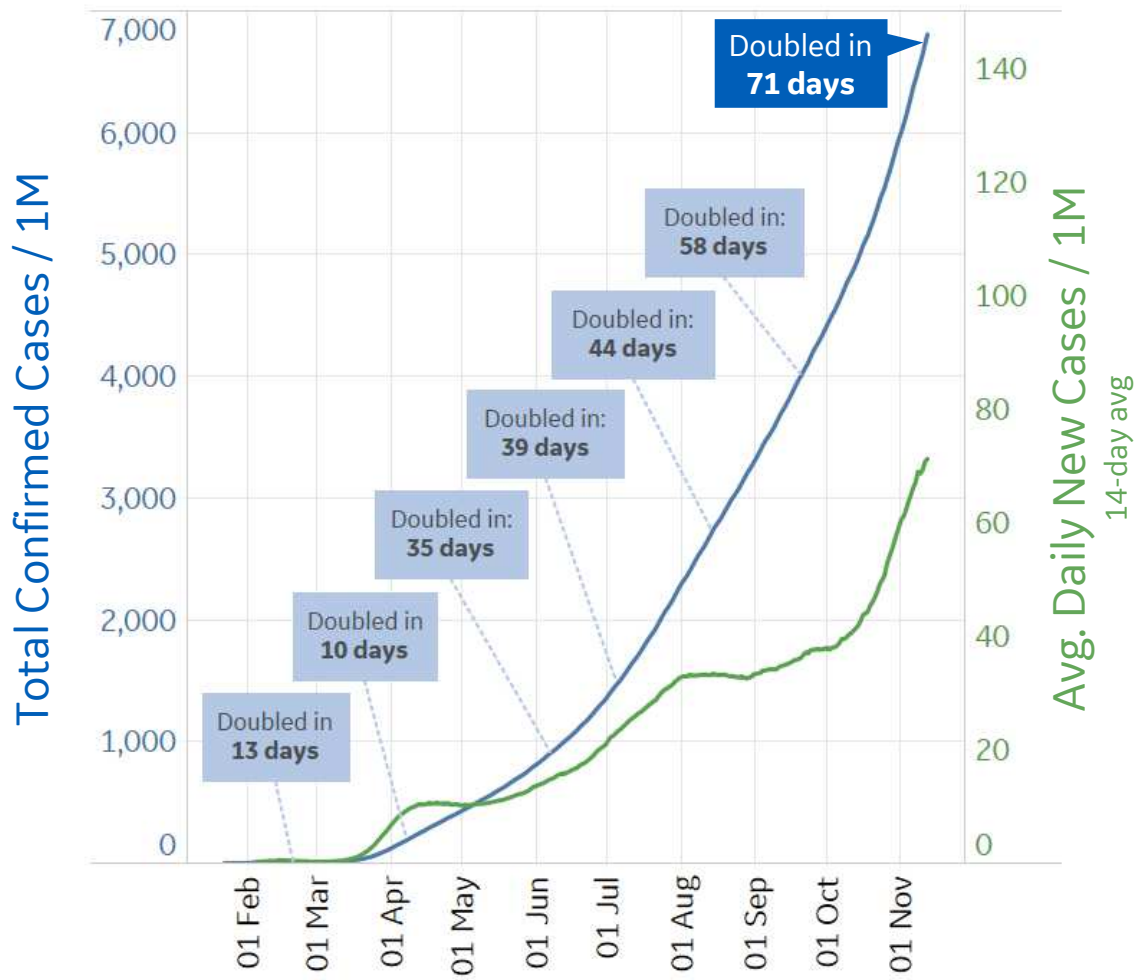




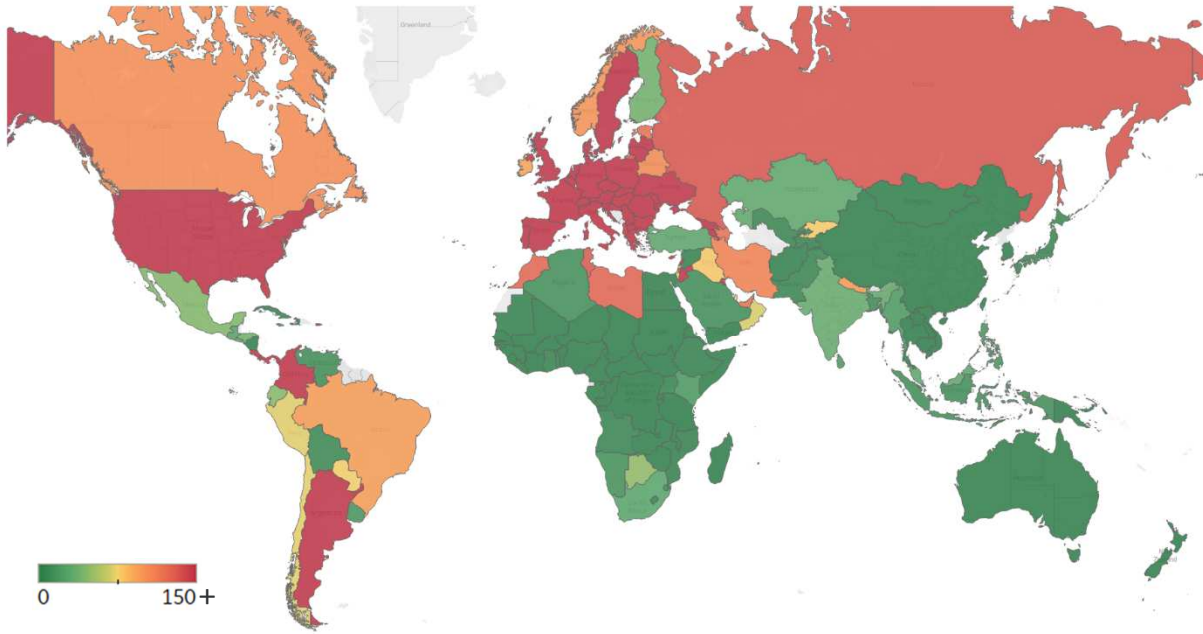
Global Confirmed & Active Cases

Trend since 22 Jan



Avg. Daily New Cases / 1M

Over the last 14 days



Per 1M:	New Today	Change from 30 days ago
Active	48	+64%
Confirmed	78	+38%
Deaths	1	+19%
Recovered	29	+29%
	To Date	Last 30 Days
Worldwide Survival Rate	97.5%	98.6%

Worldwide Survival Rate = (Confirmed - Deaths) / (Confirmed) in a given time period



New Confirmed Cases & New Deaths

Key

World

North America

Europe

Middle East

Cent & South America

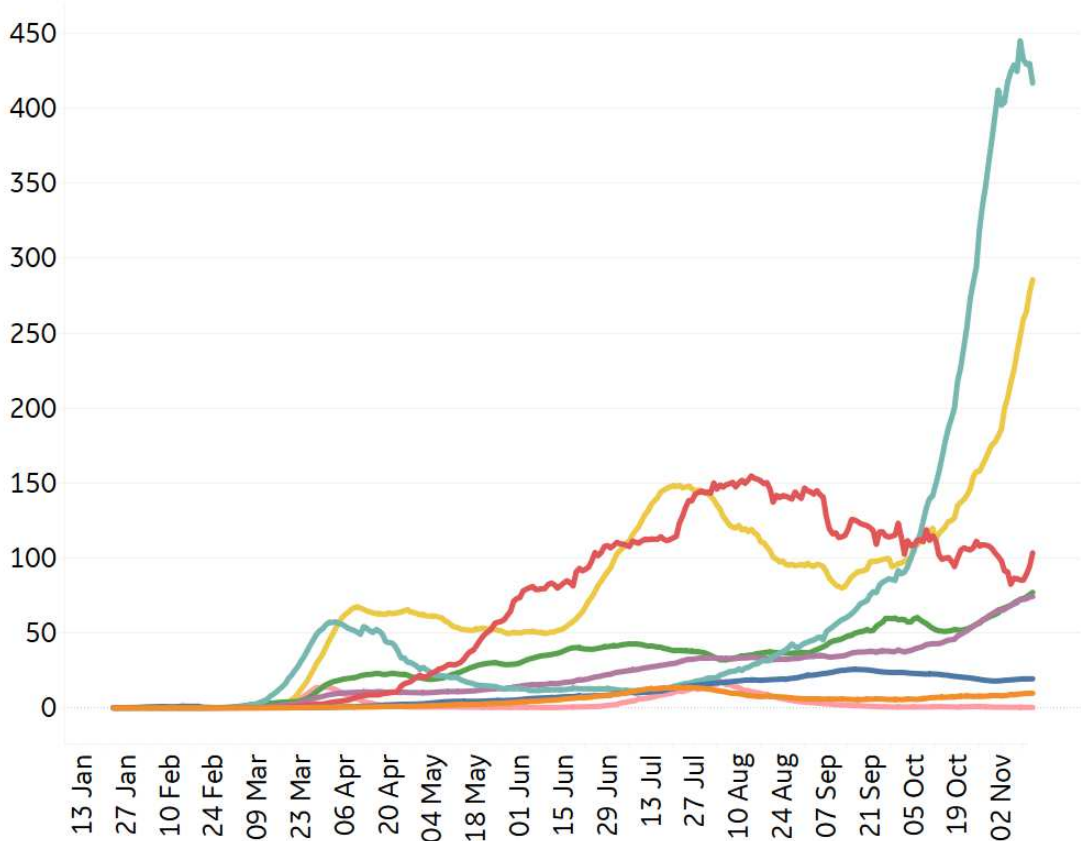
Asia

Africa

Oceania

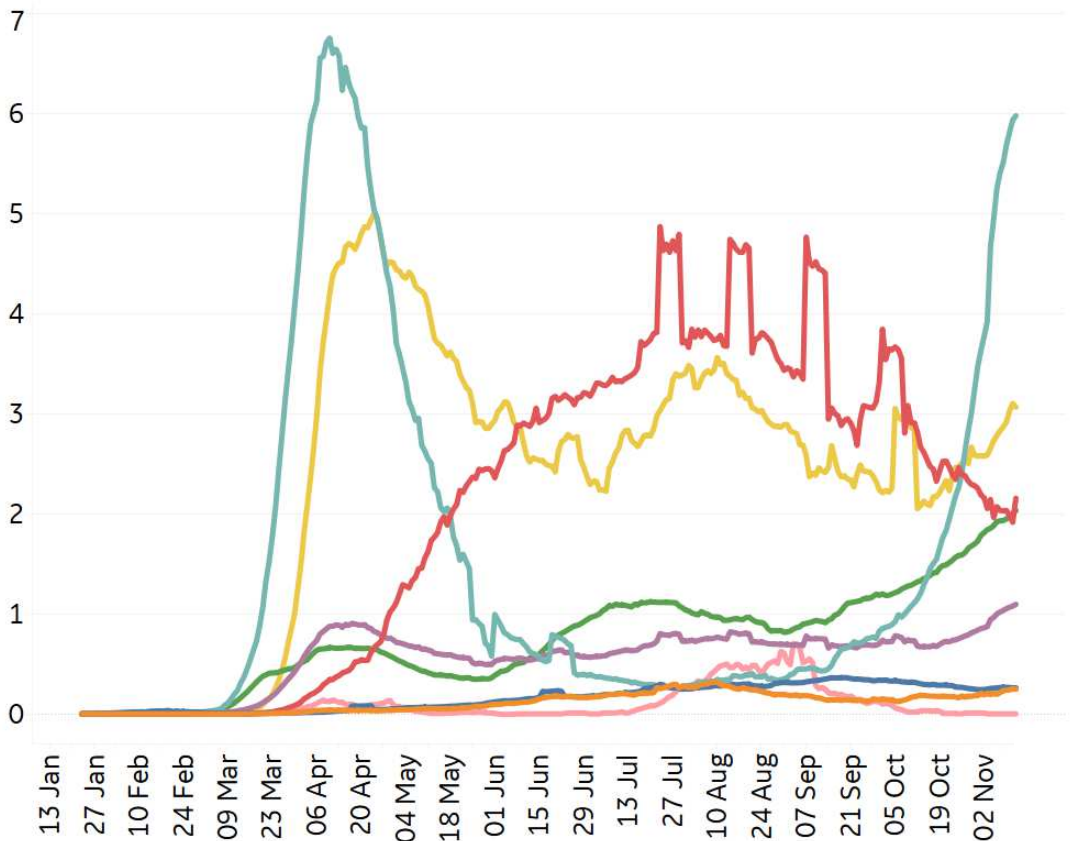
New Confirmed Cases / 1M

7-day rolling average



New Deaths / 1M

7-day rolling average





Top 50 Countries: Per 1M



1 - 25

	Average over last 7 days		Total Since 22 Jan			Change from 14d Ago in 14 day avg of daily new	
	New Confirmed	New Deaths	Total Confirmed	Total Recovered	Total Deaths	Confirmed	Deaths
Belgium	506	17	44,902	N/A**	1,199	-36%	163%
Peru	58	1	28,145	25,877	1,062	-6%	-3%
Spain	400	6	30,740	3,216	865	16%	131%
Brazil	129	2	27,200	24,720	773	-12%	-18%
Argentina	213	6	28,421	24,343	770	-28%	-15%
Chile	74	2	27,539	26,285	769	-6%	-15%
Bolivia	8	1	12,241	9,949	756	-35%	-60%
UK	352	6	19,057	N/A**	752	11%	87%
US	397	3	31,881	12,239	732	66%	18%
Italy	571	8	17,638	6,413	721	91%	212%
Colombia	157	4	23,073	21,258	658	4%	4%
Panama	225	2	33,224	28,291	656	23%	2%
France	583	8	29,342	2,133	653	23%	125%
Sweden	419	2	16,968	N/A**	606	168%	179%
North Macedo..	512	11	21,040	12,375	594	93%	61%
Armenia	632	9	38,026	23,667	563	10%	75%
Czechia	730	19	41,710	28,081	537	-15%	77%
Bos. and Herz.	470	15	20,816	10,269	533	50%	170%
Netherlands	336	4	25,525	372	489	-21%	84%
Moldova	229	4	21,328	16,676	488	29%	2%
EU	448	6	19,845	5,548	465	37%	132%
Romania	426	7	17,374	11,691	442	74%	60%
Kosovo	362	5	14,571	9,042	425	289%	387%
Ireland	75	1	13,494	4,732	398	-54%	-2%
Switzerland	791	10	28,932	16,292	372	43%	1095%

26 - 50

	Average over last 7 days		Total Since 22 Jan			Change from 14d Ago in 14 day avg of daily new	
	New Confirmed	New Deaths	Total Confirmed	Total Recovered	Total Deaths	Confirmed	Deaths
South Africa	30	1	12,557	11,649	339	-3%	7%
Slovenia	672	15	24,469	14,443	330	1%	240%
Israel	71	1	37,220	35,885	313	-30%	-48%
Portugal	514	6	19,419	11,150	312	66%	151%
Costa Rica	184	2	23,741	14,577	300	-7%	-14%
Hungary	471	9	13,125	3,033	288	122%	98%
Iraq	79	1	12,724	10,920	287	-14%	-2%
Bulgaria	460	9	13,057	3,970	284	106%	165%
Oman	64	1	23,390	21,550	260	-18%	-14%
Poland	660	8	16,950	6,721	240	90%	114%
Croatia	574	8	18,494	14,286	225	51%	148%
Russia	141	2	12,634	9,446	218	22%	23%
Ukraine	236	4	11,793	5,428	215	45%	46%
Dom. Rep.	37	0	12,135	10,060	210	-2%	-11%
Bahrain	118	0	49,479	48,100	195	-32%	-46%
Kuwait	177	1	31,596	29,409	194	-4%	-24%
Austria	779	5	20,168	11,978	179	160%	208%
Jordan	507	7	12,946	937	152	106%	76%
Georgia	733	7	17,468	13,078	150	61%	104%
West Bank an..	129	1	13,303	11,569	119	27%	-4%
Lebanon	241	2	14,754	8,162	114	20%	51%
Slovakia	341	5	14,978	4,453	85	9%	105%
Qatar	75	0	46,904	45,870	81	-11%	-67%
UAE	118	0	14,836	14,278	53	-13%	-3%
Total World	74	1	6,807	4,408	167	26%	34%

*Change from 14d ago:
Compares 14d-avgs. of Daily New Cases/Deaths
today with 14d-avgs. from 14d ago

Confirmed cases in **Austria** increased 37% in the last 7 days (+5,455 cases per 1M)

Sorted by Total Deaths / 1M
Top 50 countries selected by Cases / 1M
Excluded countries with population < 1M

N/A** due to inconsistent reporting of Recovered Cases



Top 50 Countries: Raw Volume

Updated 13 Nov 2020, 3:30 GMT

4

1 - 25	Average over last 7 days		Total Since 22 Jan			Change from 14d Ago [*] in 14 day avg of daily new	
	New Confirmed	New Deaths	Total Confirmed	Total Recovered	Total Deaths	Confirmed	Deaths
US	131,445	1,000	10,552,821	4,051,256	242,423	66%	18%
EU	199,480	2,802	8,835,881	2,470,218	207,020	37%	132%
Brazil	27,365	454	5,781,582	5,254,457	164,281	-12%	-18%
India	45,296	526	8,728,795	8,115,580	128,668	-11%	-15%
Mexico	6,091	469	991,835	736,197	97,056	1%	14%
UK	23,892	401	1,293,715	N/A**	51,020	11%	87%
Italy	34,503	485	1,066,401	387,758	43,589	91%	212%
France	38,042	502	1,915,282	139,212	42,599	23%	125%
Spain	18,701	282	1,437,220	150,376	40,461	16%	131%
Iran	10,236	448	726,585	541,566	40,121	64%	33%
Peru	1,898	43	928,006	853,208	35,031	-6%	-3%
Argentina	9,642	288	1,284,519	1,100,180	34,782	-28%	-15%
Colombia	8,005	183	1,174,012	1,081,691	33,491	4%	4%
Russia	20,569	353	1,843,678	1,378,463	31,755	22%	23%
South Africa	1,760	57	744,732	690,903	20,076	-3%	7%
Indonesia	3,785	84	452,291	382,084	14,933	-12%	-14%
Chile	1,408	42	526,438	502,475	14,699	-6%	-15%
Belgium	5,865	196	520,393	N/A**	13,891	-36%	163%
Ecuador	819	31	177,513	154,956	12,946	-30%	3%
Germany	18,809	158	762,832	474,208	12,216	81%	238%
Iraq	3,176	51	511,806	439,228	11,532	-14%	-2%
Turkey	2,582	85	404,894	346,794	11,233	19%	11%
Canada	4,636	57	285,936	230,429	10,828	47%	89%
Ukraine	10,304	182	515,755	237,399	9,422	45%	46%
Poland	24,974	320	641,496	254,349	9,080	90%	114%

26 - 50	Average over last 7 days		Total Since 22 Jan			Change from 14d Ago [*] in 14 day avg of daily new	
	New Confirmed	New Deaths	Total Confirmed	Total Recovered	Total Deaths	Confirmed	Deaths
Bolivia	98	8	142,889	116,137	8,825	-35%	-60%
Romania	8,205	139	334,236	224,916	8,510	74%	60%
Netherlands	5,752	77	437,376	6,372	8,375	-21%	84%
Philippines	1,871	45	402,820	362,417	7,721	-8%	-12%
Pakistan	1,721	24	352,296	321,563	7,092	95%	71%
Bangladesh	1,599	17	427,198	344,868	6,140	11%	-9%
Sweden	4,229	17	171,365	N/A**	6,122	168%	179%
Czechia	7,819	204	446,675	300,719	5,755	-15%	77%
Saudi Arabia	396	17	352,160	339,114	5,605	5%	3%
Morocco	5,124	73	276,821	226,040	4,570	34%	25%
Switzerland	6,842	84	250,396	141,000	3,216	43%	1095%
Portugal	5,237	63	198,011	113,689	3,181	66%	151%
Panama	969	11	143,352	122,070	2,830	23%	2%
Hungary	4,553	91	126,790	29,302	2,784	122%	98%
Israel	614	10	322,159	310,605	2,706	-30%	-48%
Dom. Rep.	402	2	131,636	109,135	2,274	-2%	-11%
Austria	7,018	49	181,642	107,875	1,608	160%	208%
Jordan	5,175	68	132,086	9,564	1,547	106%	76%
Costa Rica	939	12	120,939	74,255	1,527	-7%	-14%
Oman	325	6	119,442	110,050	1,326	-18%	-14%
Nepal	2,610	20	204,242	164,592	1,189	-8%	36%
Kuwait	756	4	134,932	125,593	830	-4%	-24%
UAE	1,162	2	146,735	141,215	523	-13%	-3%
Qatar	216	0	135,132	132,153	234	-11%	-67%
Total World	575,403	8,482	52,733,290	34,149,223	1,293,183	26%	34%

^{*}Change from 14d ago:
Compares 14d-avgs. of Daily New Cases/Deaths today with 14d-avgs. from 14d ago

Poland saw a 32% increase in deaths in the last 7 days (+2,238 deaths)

Sorted by Raw Total Deaths
Top 50 countries selected by Total Cases
Excluded countries with population < 1M

N/A** due to inconsistent reporting of Recovered Cases



United States: Per 1M



1 - 25

	Average over last 7 days		Total Since 22 Jan			Change from 14d Ago* in 14 day avg of daily new	
	New Confirmed	New Deaths	Total Confirmed	Total Recovered	Total Deaths	Confirmed	Deaths
New Jersey	318	1	30,059	4,369	1,857	85%	21%
New York	198	1	28,055	4,174	1,746	79%	163%
Massachusetts	311	3	26,143	19,938	1,486	76%	4%
Connecticut	354	3	24,093	2,749	1,326	84%	70%
Louisiana	390	3	42,706	37,882	1,312	109%	-6%
Mississippi	325	5	43,904	37,441	1,181	16%	29%
Rhode Island	676	4	38,480	2,881	1,180	73%	20%
DC	167	1	26,223	19,983	931	58%	71%
North Dakota	1,750	19	77,649	63,059	915	57%	53%
Arizona	271	3	36,622	6,095	857	75%	150%
Illinois	933	6	42,341	N/A	856	108%	58%
Michigan	585	5	25,952	12,915	820	109%	52%
Florida	241	3	40,210	N/A	809	39%	-21%
S. Carolina	246	3	36,998	19,300	793	18%	-31%
Georgia	232	4	39,263	N/A	791	191%	11%
Delaware	263	2	28,288	14,877	752	50%	54%
Pennsylvania	318	3	19,853	13,802	717	80%	33%
Indiana	738	6	34,307	21,095	715	85%	40%
Arkansas	504	5	42,417	36,900	710	39%	0%
Maryland	235	2	26,449	1,377	705	68%	35%
Texas	269	3	35,318	28,933	672	30%	21%
Alabama	334	5	42,959	17,955	655	8%	89%
South Dakota	1,545	14	68,632	46,828	641	48%	66%
Iowa	1,400	6	54,960	33,401	617	167%	28%
Nevada	442	3	37,297	841	610	54%	66%

26 - 51

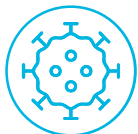
	Average over last 7 days		Total Since 22 Jan			Change from 14d Ago* in 14 day avg of daily new	
	New Confirmed	New Deaths	Total Confirmed	Total Recovered	Total Deaths	Confirmed	Deaths
New Mexico	659	6	28,985	11,437	561	60%	153%
Tennessee	522	6	43,450	38,442	555	17%	32%
Missouri	691	5	37,428	N/A	546	108%	7%
Minnesota	935	6	35,782	28,276	505	136%	71%
Ohio	480	2	23,480	16,669	484	98%	62%
California	171	1	25,413	N/A	459	45%	-21%
Wisconsin	1,129	10	53,169	38,461	450	57%	70%
N. Carolina	242	2	28,933	24,954	449	14%	3%
Montana	810	9	40,262	23,208	442	23%	26%
Virginia	181	1	23,200	2,578	440	27%	-51%
Colorado	660	3	25,630	1,559	429	127%	89%
Idaho	695	6	43,803	18,866	419	28%	37%
Kansas	612	4	38,183	1,000	397	113%	-15%
Nebraska	1,074	6	47,846	25,924	391	92%	17%
Oklahoma	535	2	36,566	30,434	374	50%	7%
New Hampshire	175	1	9,910	7,683	364	102%	-32%
Kentucky	461	3	29,026	5,289	363	38%	-2%
Washington	203	1	16,199	N/A	329	90%	17%
West Virginia	347	6	17,240	12,340	310	70%	120%
Wyoming	1,251	5	35,384	20,017	219	93%	33%
Utah	862	2	44,804	30,848	214	64%	29%
Oregon	205	1	12,774	1,392	177	91%	18%
Hawaii	97	0	11,678	8,446	157	41%	-77%
Alaska	710	2	29,816	9,789	131	21%	58%
Maine	121	1	6,245	4,681	118	205%	550%
Vermont	80	0	4,248	3,138	95	114%	N/A

*Change from 14d ago:
Compares 14d-avgs. of Daily New Cases/Deaths today with 14d-avgs. from 14d ago

In the past 7 days, confirmed cases in **Wyoming** increased 33% (+8,760 cases per 1M)

Sorted by Total Deaths / 1M

N/As due to states revising and updating case counts



United States: Raw Volume



1 - 25

	Average over last 7 days		Total Since 22 Jan			Change from 14d Ago* in 14 day avg of daily new	
	New Confirmed	New Deaths	Total Confirmed	Total Recovered	Total Deaths	Confirmed	Deaths
New York	3,850	17	545,762	81,198	33,975	79%	163%
Texas	7,798	81	1,024,073	838,950	19,474	30%	21%
California	6,752	39	1,004,116	N/A	18,135	45%	-21%
Florida	5,177	59	863,619	N/A	17,372	39%	-21%
New Jersey	2,824	13	266,986	38,809	16,495	85%	21%
Illinois	11,829	76	536,542	N/A	10,846	108%	58%
Massachusetts	2,147	22	180,189	137,422	10,242	76%	4%
Pennsylvania	4,065	37	254,155	176,687	9,182	80%	33%
Georgia	2,464	40	416,876	N/A	8,403	191%	11%
Michigan	5,846	50	259,183	128,981	8,185	109%	52%
Arizona	1,971	22	266,562	44,363	6,240	75%	150%
Louisiana	1,815	15	198,531	176,107	6,097	109%	-6%
Ohio	5,612	28	274,457	194,846	5,658	98%	62%
Indiana	4,970	43	230,965	142,017	4,813	85%	40%
Connecticut	1,263	10	85,899	9,800	4,726	84%	70%
N. Carolina	2,542	23	303,454	261,719	4,706	14%	3%
Maryland	1,419	11	159,900	8,323	4,261	68%	35%
S. Carolina	1,264	13	190,490	99,368	4,084	18%	-31%
Tennessee	3,565	40	296,725	262,527	3,788	17%	32%
Virginia	1,546	10	198,027	22,002	3,758	27%	-51%
Mississippi	968	16	130,665	111,430	3,514	16%	29%
Missouri	4,239	33	229,712	N/A	3,351	108%	7%
Alabama	1,640	27	210,637	88,038	3,213	8%	89%
Minnesota	5,276	34	201,795	159,467	2,849	136%	71%
Wisconsin	6,572	61	309,572	223,937	2,621	57%	70%

26 - 51

	Average over last 7 days		Total Since 22 Jan			Change from 14d Ago* in 14 day avg of daily new	
	New Confirmed	New Deaths	Total Confirmed	Total Recovered	Total Deaths	Confirmed	Deaths
Washington	1,544	11	123,356	N/A	2,507	90%	17%
Colorado	3,799	16	147,599	8,980	2,468	127%	89%
Arkansas	1,521	15	128,006	111,357	2,144	39%	0%
Iowa	4,416	19	173,404	105,384	1,946	167%	28%
Nevada	1,360	8	114,880	2,591	1,880	54%	66%
Kentucky	2,058	13	129,680	23,629	1,622	38%	-2%
Oklahoma	2,117	10	144,691	120,426	1,481	50%	7%
Rhode Island	716	4	40,764	3,052	1,250	73%	20%
New Mexico	1,381	13	60,776	23,981	1,176	60%	153%
Kansas	1,782	11	111,240	2,913	1,157	113%	-15%
Nebraska	2,077	12	92,553	50,148	756	92%	17%
Idaho	1,243	11	78,279	33,715	749	28%	37%
Oregon	863	5	53,879	5,870	746	91%	18%
Delaware	256	2	27,546	14,487	732	50%	54%
North Dakota	1,334	14	59,173	48,055	697	57%	53%
Utah	2,764	8	143,639	98,897	687	64%	29%
DC	118	1	18,507	14,103	657	58%	71%
South Dakota	1,366	12	60,716	41,427	567	48%	66%
West Virginia	621	10	30,897	22,115	555	70%	120%
New Hampshire	238	1	13,475	10,447	495	102%	-32%
Montana	866	9	43,031	24,804	472	23%	26%
Hawaii	137	0	16,534	11,958	222	41%	-77%
Maine	162	1	8,395	6,292	159	205%	550%
Wyoming	724	3	20,479	11,585	127	93%	33%
Alaska	520	2	21,812	7,161	96	21%	58%
Vermont	50	0	2,651	1,958	59	114%	N/A

*Change from 14d ago:
Compares 14d-avgs. of Daily New Cases/Deaths
today with 14d-avgs. from 14d ago

In the past 14 days, **Montana** saw a 40% increase in deaths (+135 deaths)

Sorted by Raw Total Deaths

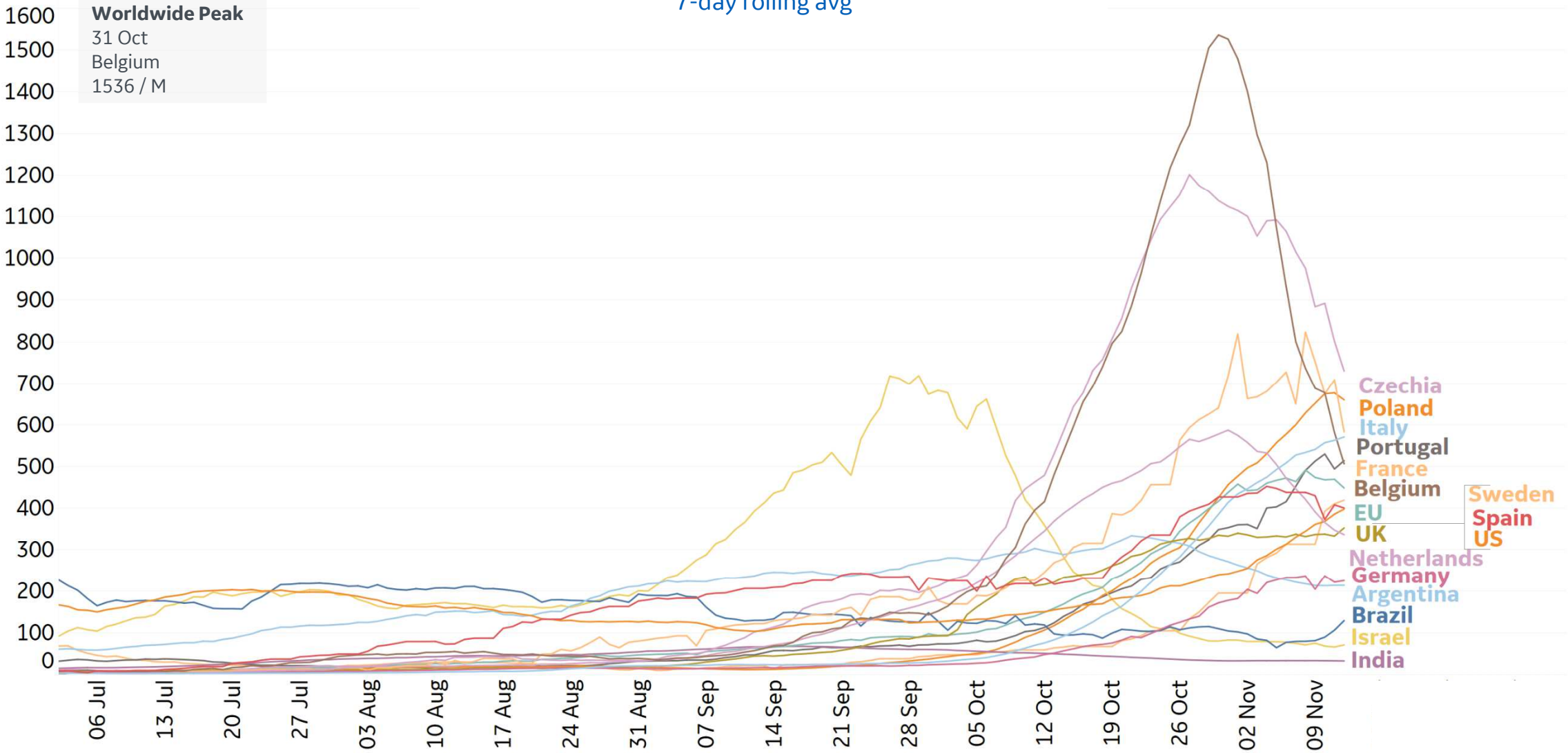
N/As due to states revising and updating case counts



New Confirmed Cases in Select Countries

Updated 13 Nov 2020, 3:30 GMT

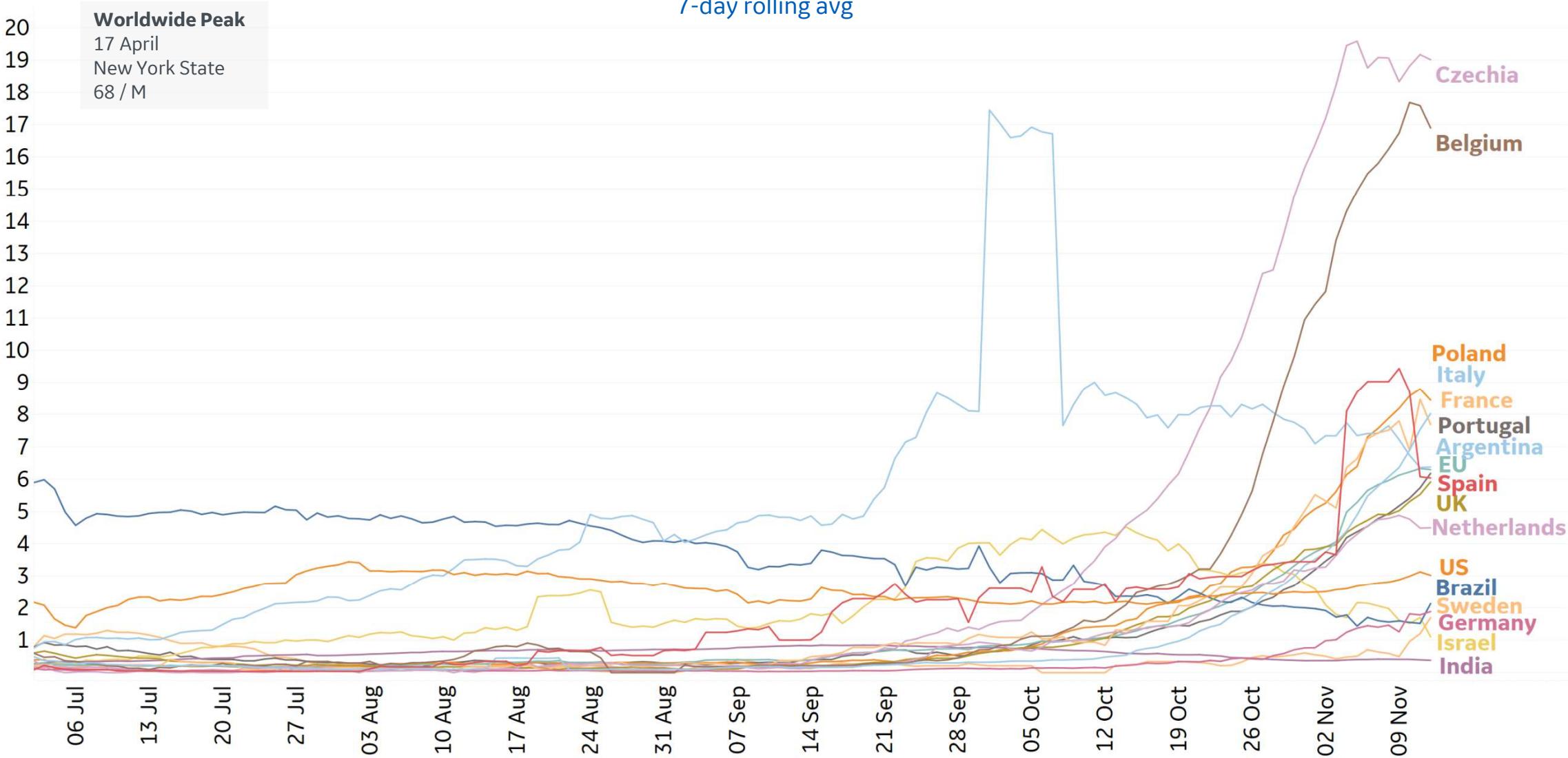
Daily New Confirmed Cases / 1M
7-day rolling avg





New Deaths in Select Countries

Daily New Deaths / 1M
7-day rolling avg



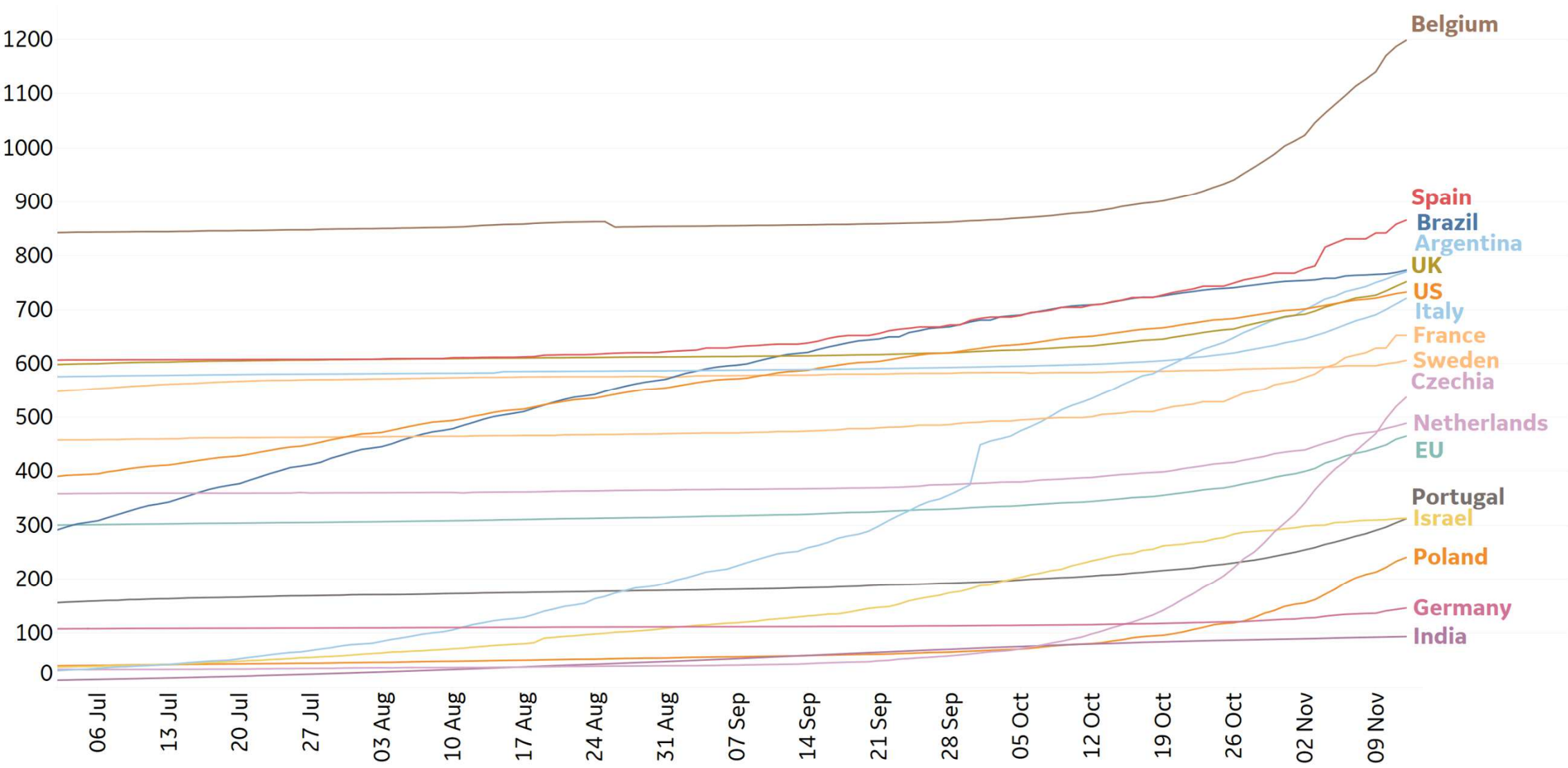
*Large jump in Argentina's daily new deaths due to batched reporting of previously unreported fatalities on 1 Oct



Cumulative Deaths in Select Countries

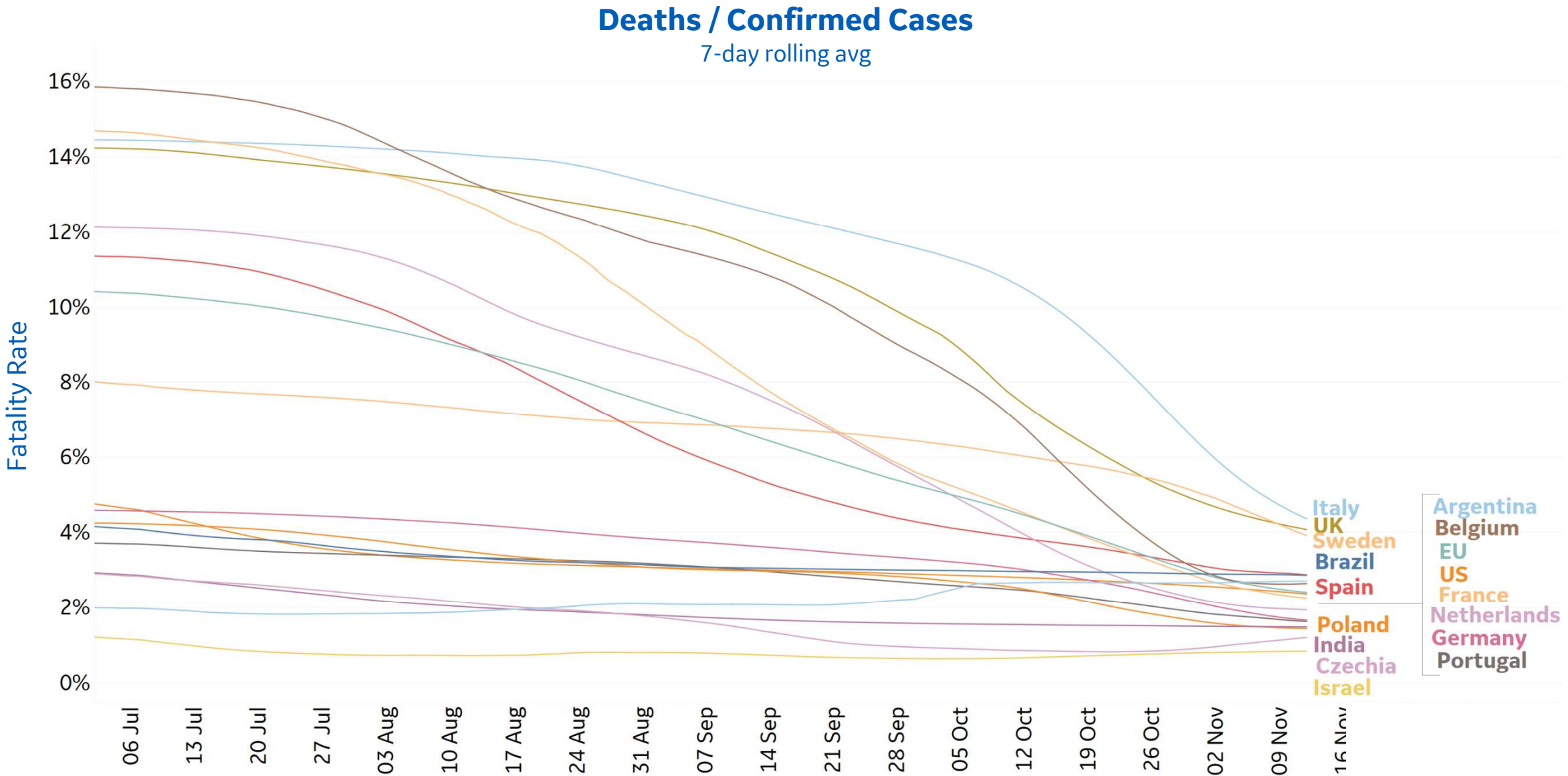
Updated 13 Nov 2020, 3:30 GMT

Cumulative Deaths / 1M



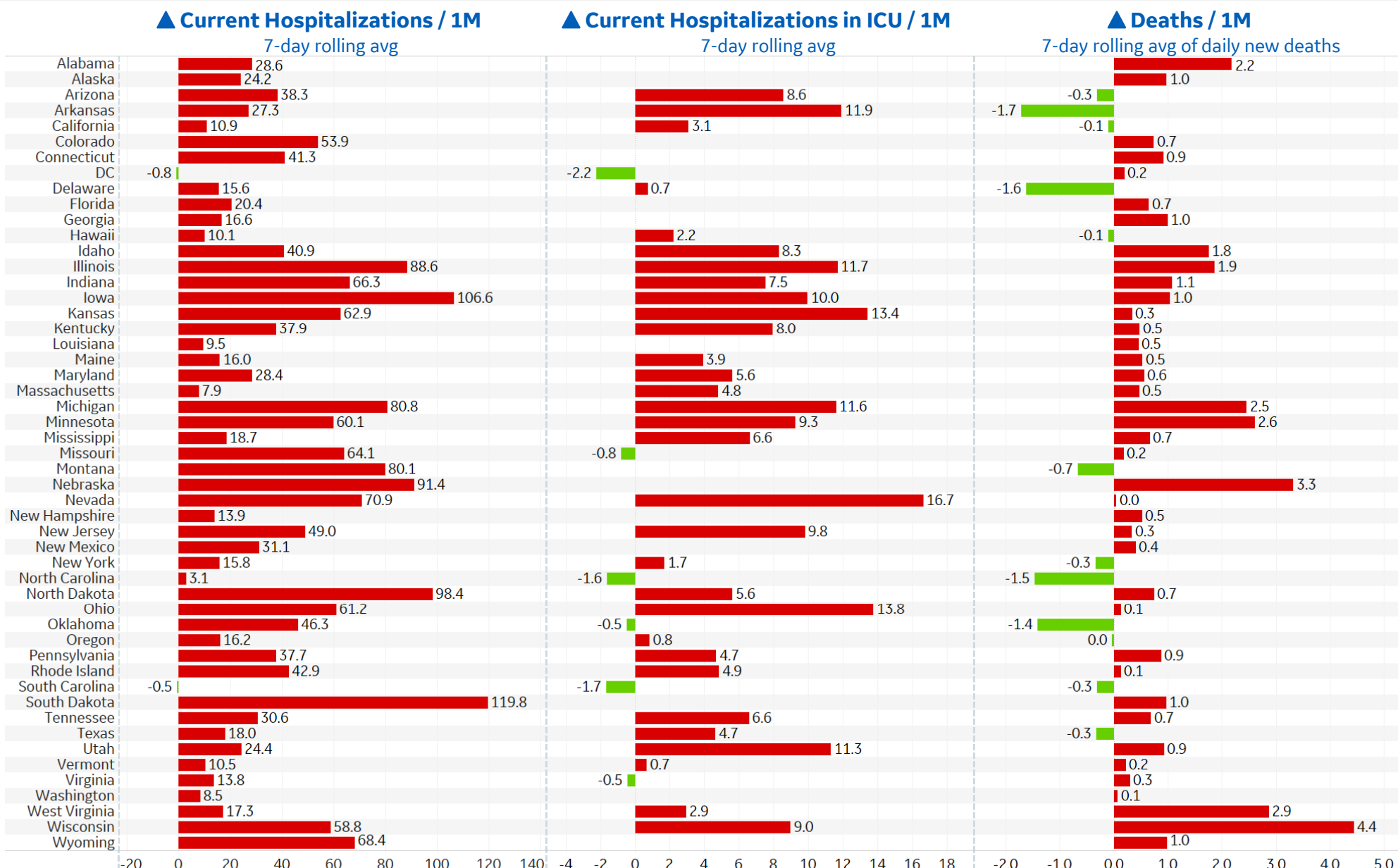


Fatality Rate in Select Countries





Feature: US Changes from Previous Week



*Blank rows indicate insignificant or missing data



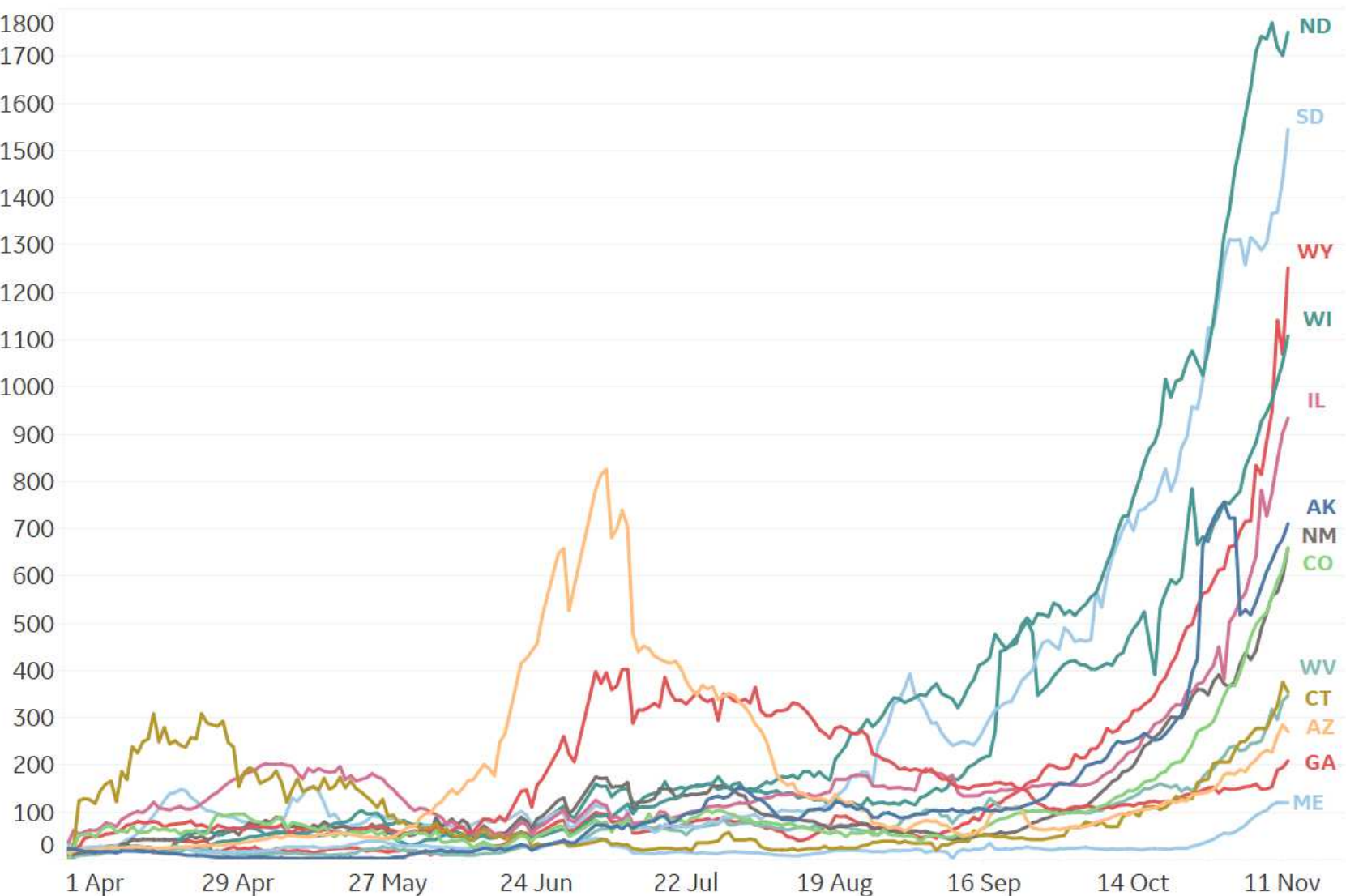
Feature: New Cases Select US States

Updated 13 Nov 2020, 3:30 GMT

12

New Cases per 1M, select states

7-day average



New Cases today and % Increase in Total Cases over past month

Sorted by highest increase in cases

State	Increase in Total Cases, past month
Wyoming	169%
Alaska	125%
North Dakota	117%
South Dakota	113%
Wisconsin	106%
Colorado	88%
New Mexico	84%
West Virginia	70%
Illinois	67%
Maine	47%
Connecticut	43%
Georgia	26%
Arizona	18%



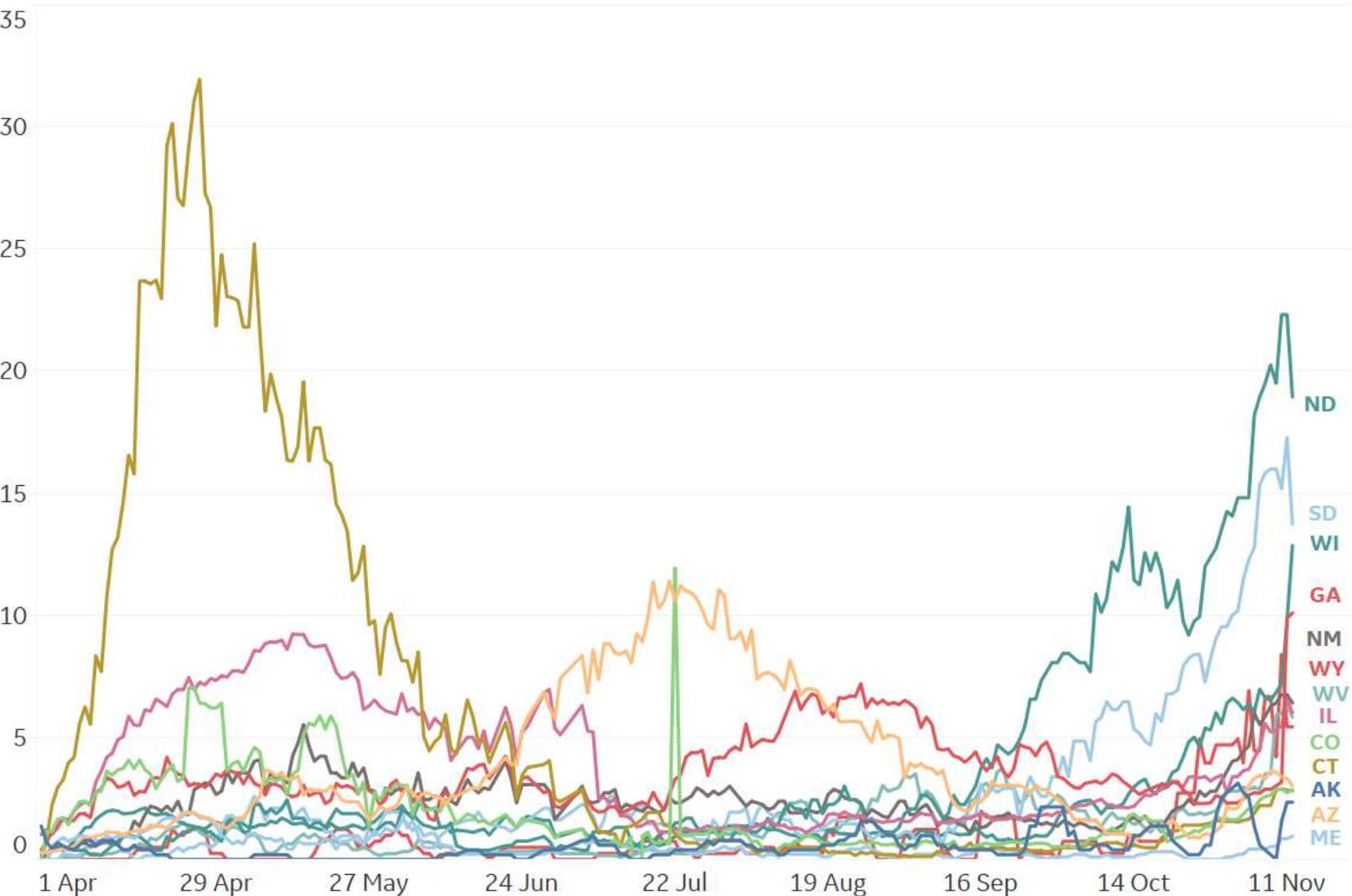
Feature: New Deaths Select US States

Updated 13 Nov 2020, 3:30 GMT

13

New Deaths per 1M, select states

7-day average



New Deaths today and % Increase in Total Deaths over past month

Sorted by highest increase in deaths

State	Increase in Total Deaths, past month
Wyoming	135%
North Dakota	107%
South Dakota	98%
Wisconsin	79%
Alaska	60%
West Virginia	44%
New Mexico	29%
Illinois	18%
Colorado	17%
Georgia	13%
Maine	11%
Arizona	8%
Connecticut	4%



Feature: Trends in CC Ecosystem Cities

Asheville, NC

Bakersfield, CA

Baltimore, MD

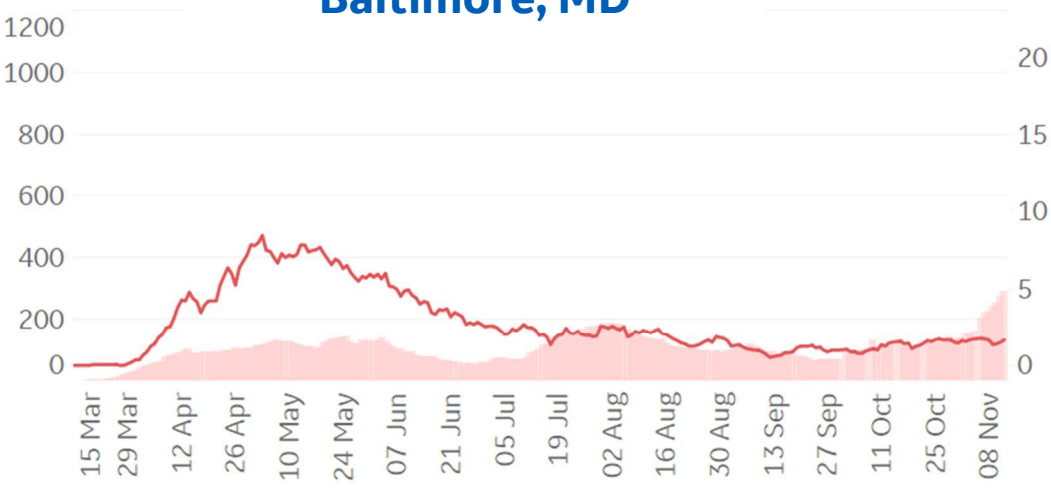
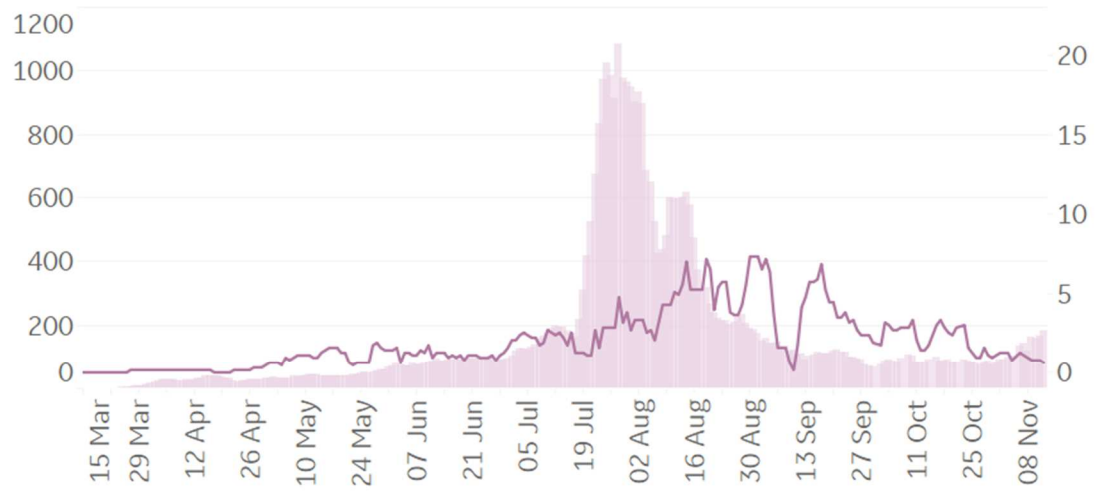
Bradford, UK

Daily New Confirmed Cases / 1M (Bars)

Daily New Deaths / 1M (Lines)

7-day Rolling Avg

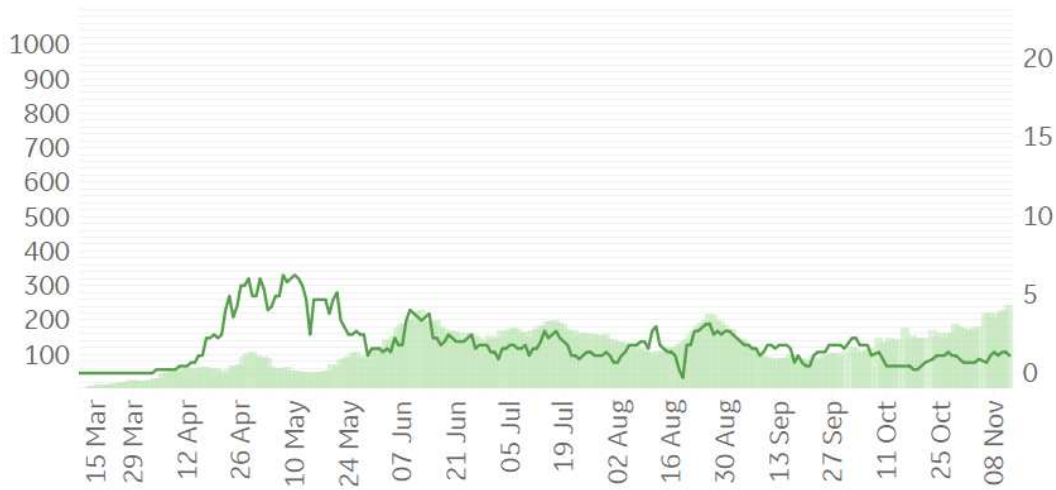
7-day Rolling Avg





Feature: Trends in CC Ecosystem Cities

Durham, NC



Hanford, CA



Los Angeles, CA



Cincinnati, OH



Daily New Confirmed Cases / 1M (Bars)

Daily New Deaths / 1M (Lines)

7-day Rolling Avg



Feature: Trends in CC Ecosystem Cities

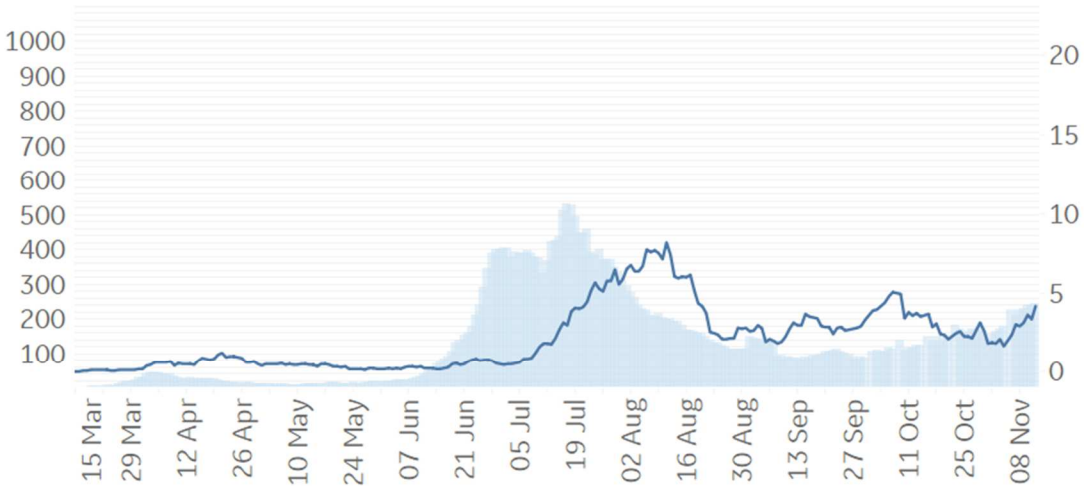
Updated 13 Nov 2020, 3:30 GMT

16

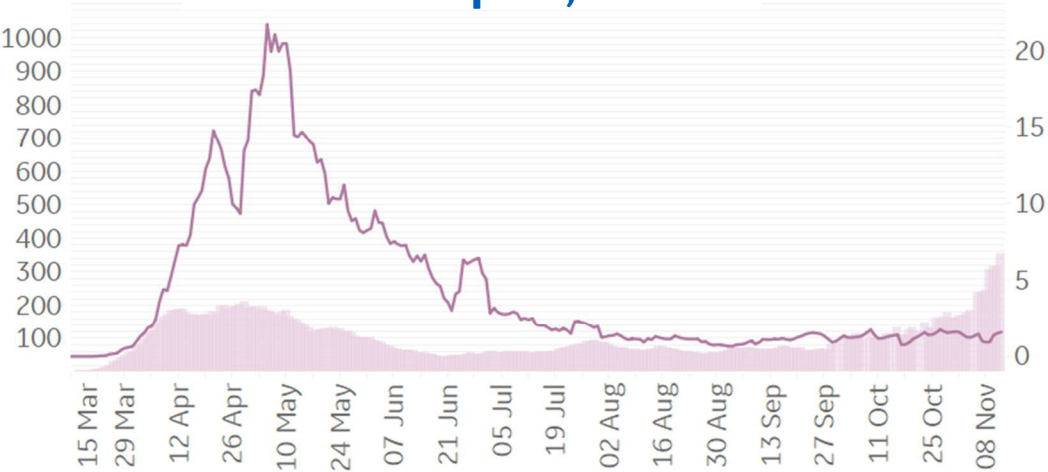
Miami, FL



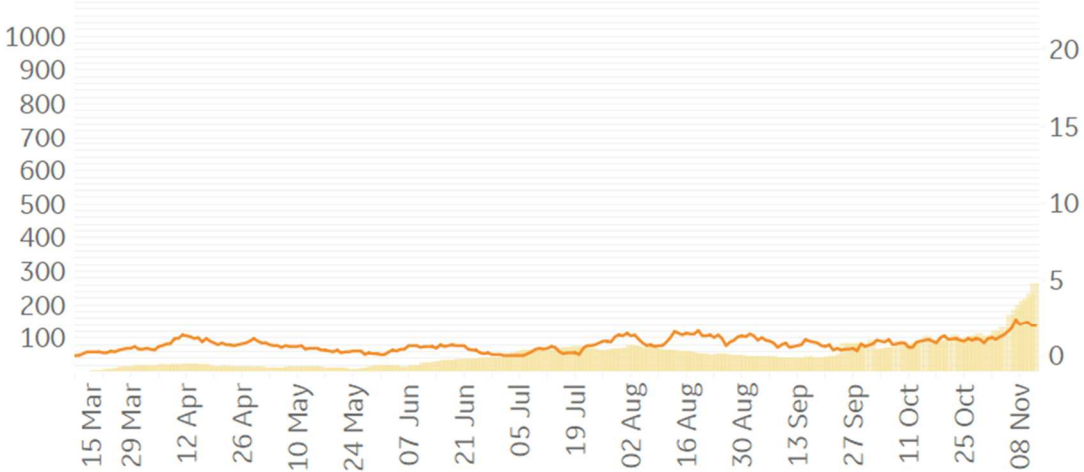
Orlando, FL



Philadelphia, PA



Portland, OR



Daily New Confirmed Cases / 1M (Bars)

7-day Rolling Avg

Daily New Deaths / 1M (Lines)

7-day Rolling Avg



Feature: Trends in CC Ecosystem Cities

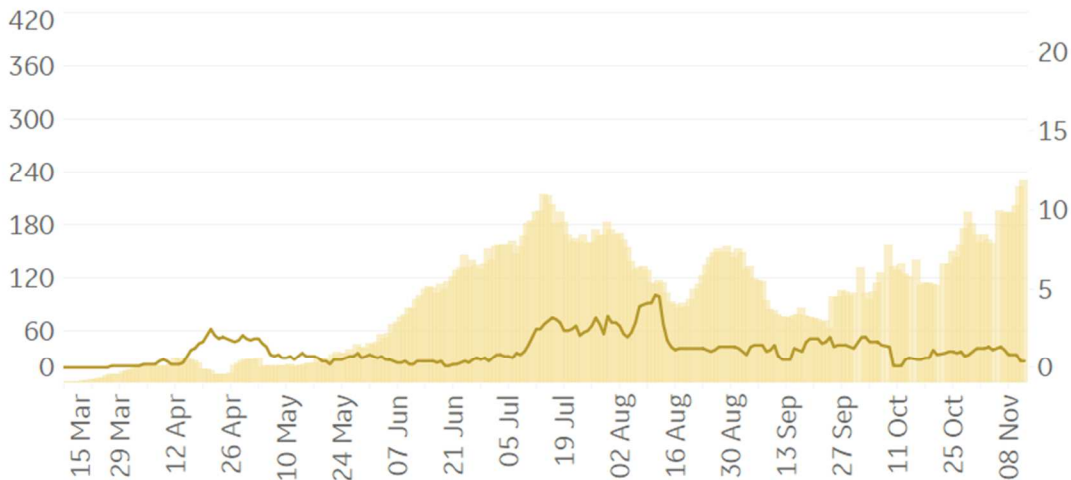


Raleigh, NC

Seattle, WA

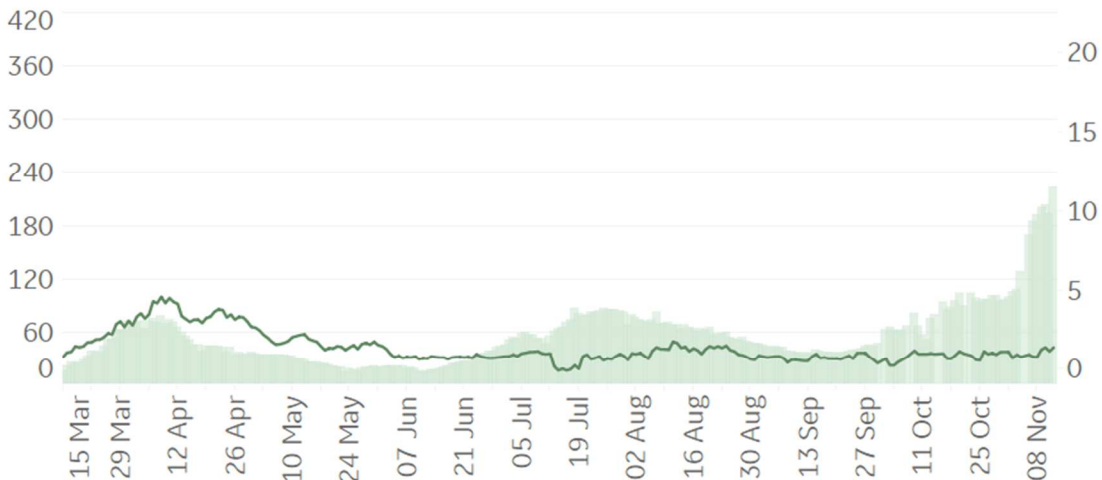
Daily New Confirmed Cases / 1M (Bars)

7-day Rolling Avg



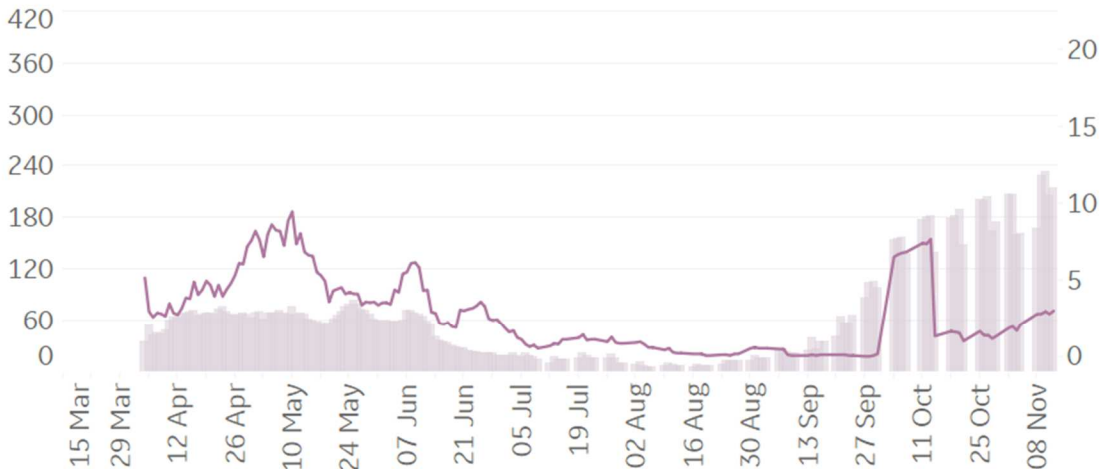
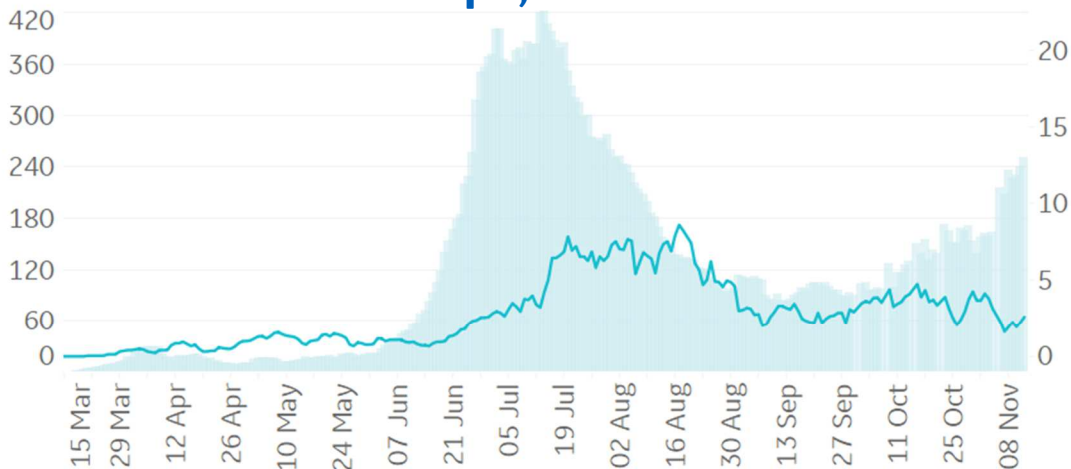
Daily New Deaths / 1M (Lines)

7-day Rolling Avg



Tampa, FL

Toronto, Canada





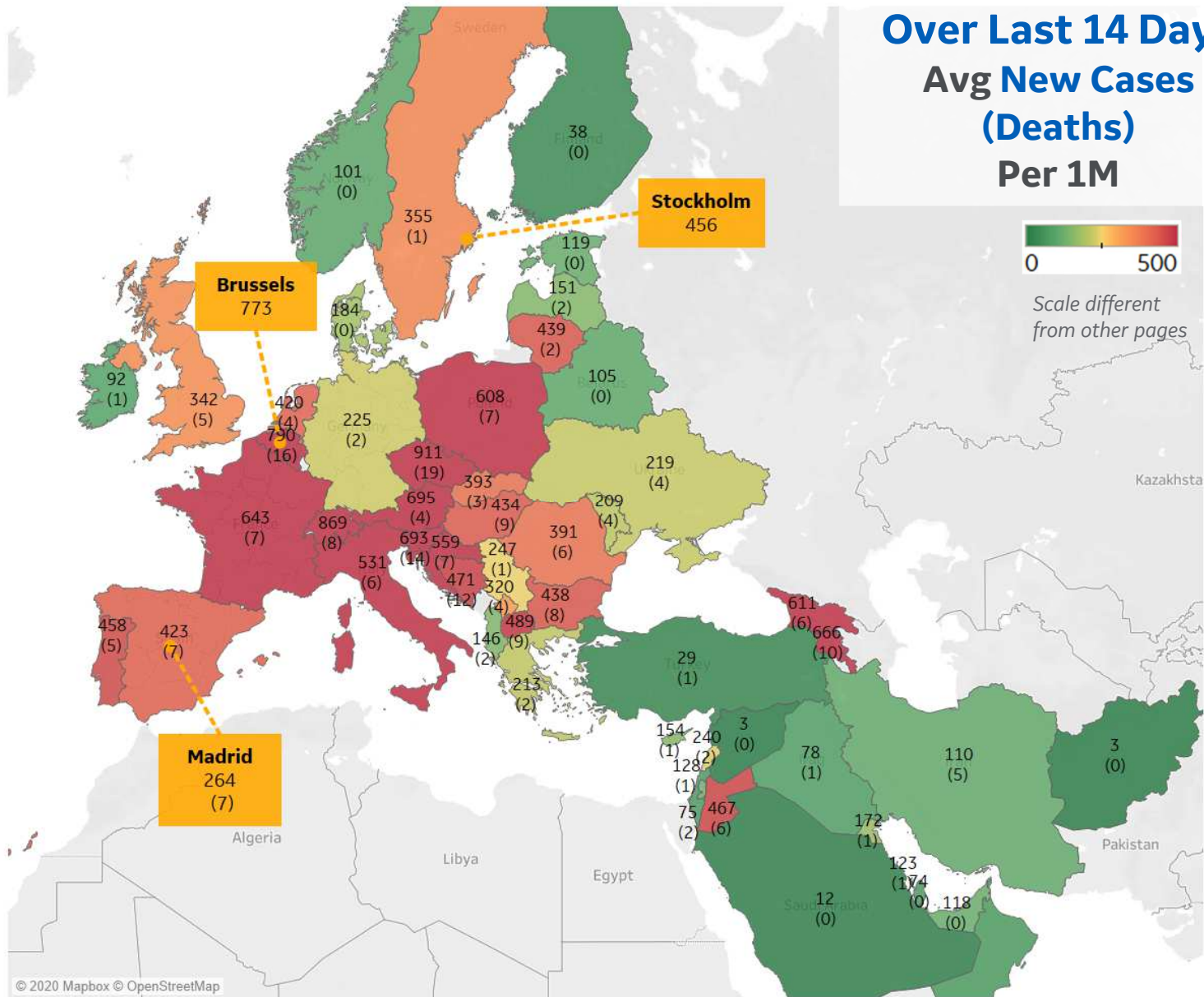
Per 1M in Region

	Today	Change
Active Cases	8,819	+2%
Confirmed	286 new	+2%
Deaths	5 new	+1%
Recovered	93 new	+2%

Most Daily New Cases / 1M

Czechia	911
Switzerland	869
Belgium	790
Austria	695
Slovenia	693
Armenia	666
France	643
Georgia	611
Poland	608
Croatia	559

* Excludes regions with population < 1M





Mexico

Per 1M in Region

	Today	Change
Active Cases	507	+12%
Confirmed	59 new	+0.8%
Deaths	5 new	+0.6%
Recovered	0 new	+0%

Most Daily New Cases / 1M

Distrito Federal	143
Durango	136
Chihuahua	121
Querétaro	100
Zacatecas	99
Coahuila	87
Nuevo León	87
Aguascalientes	84
Baja California Sur	84
San Luis Potosí	65

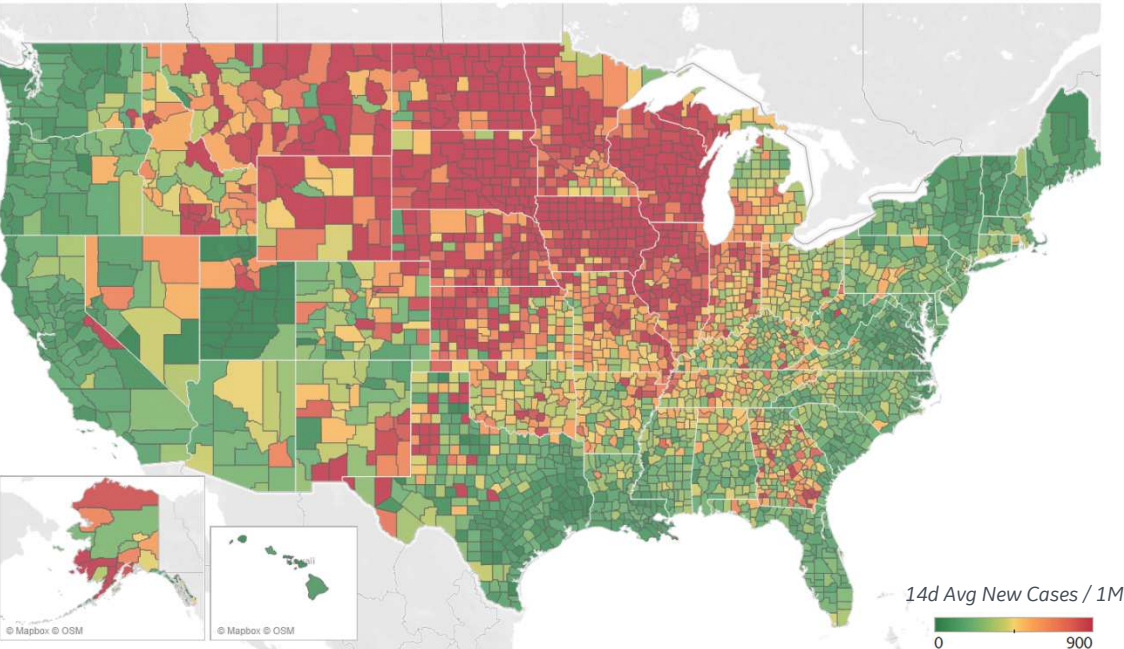




US Counties: Recent Cases and Deaths

Updated 13 Nov 2020, 3:30 GMT 20

Average New Cases per 1M Over Last 14 Days

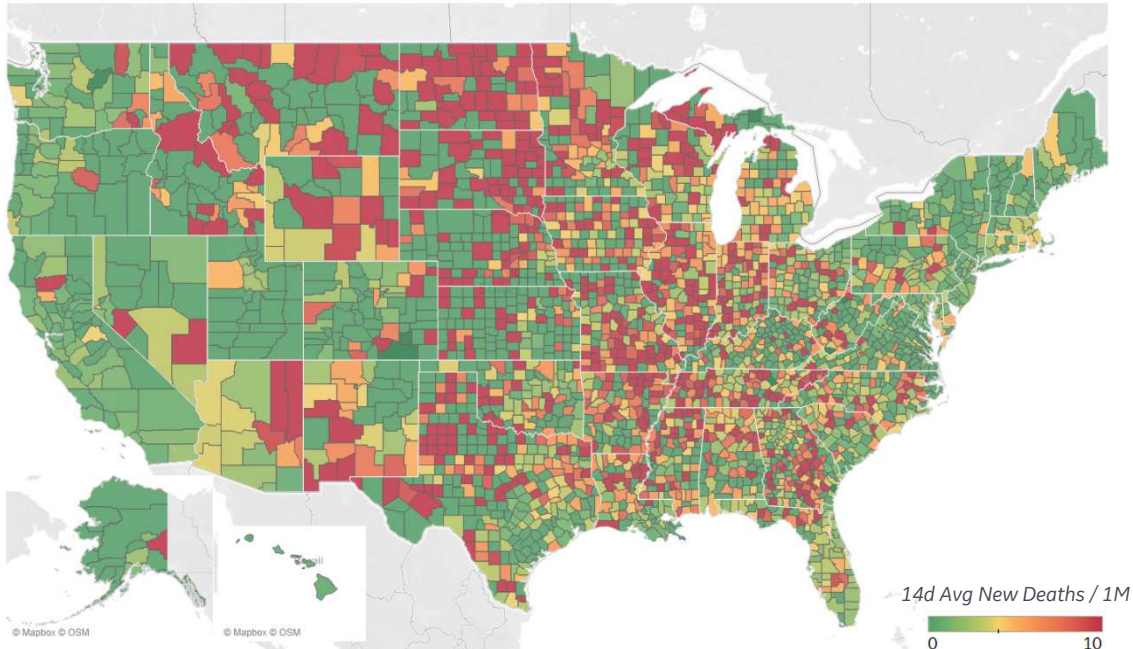


Top 10 by New Confirmed

Avg New Confirmed Cases / 1M

El Paso County, TX	1,910
Lubbock County, TX	1,095
Anoka County, MN	1,004
Winnebago County, IL	967
Milwaukee County, WI	957
Brown County, WI	957
Waukesha County, WI	910
Polk County, IA	890
Utah County, UT	881
Kane County, IL	879

Average New Deaths per 1M Over Last 14 Days



Top 10 by New Deaths

Avg New Deaths/ 1M

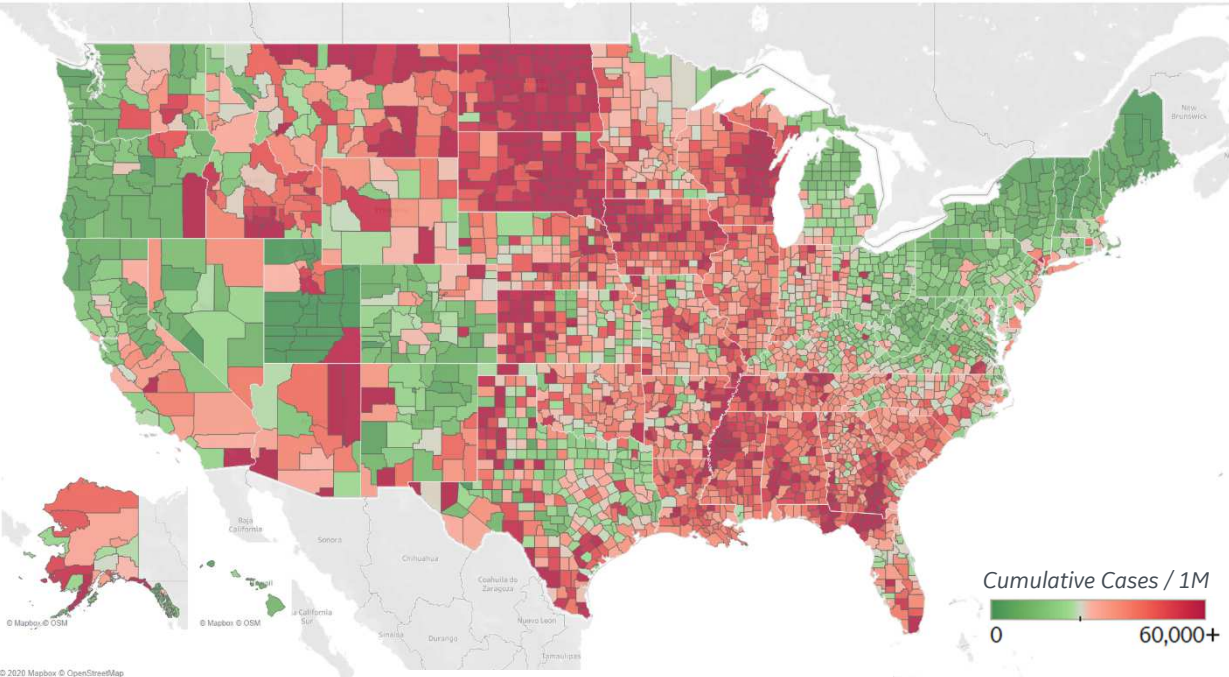
Lubbock County, TX	14
El Paso County, TX	10
Winnebago County, IL	9
Jefferson County, AL	7
Kalamazoo County, MI	7
Ramsey County, MN	7
Westmoreland County, PA	7
Hamilton County, IN	7
Will County, IL	6
Anoka County, MN	6

Note: Lists includes counties
≥ 250K population



US Counties: Cumulative Cases and Deaths

Confirmed **Cases** per 1M to date

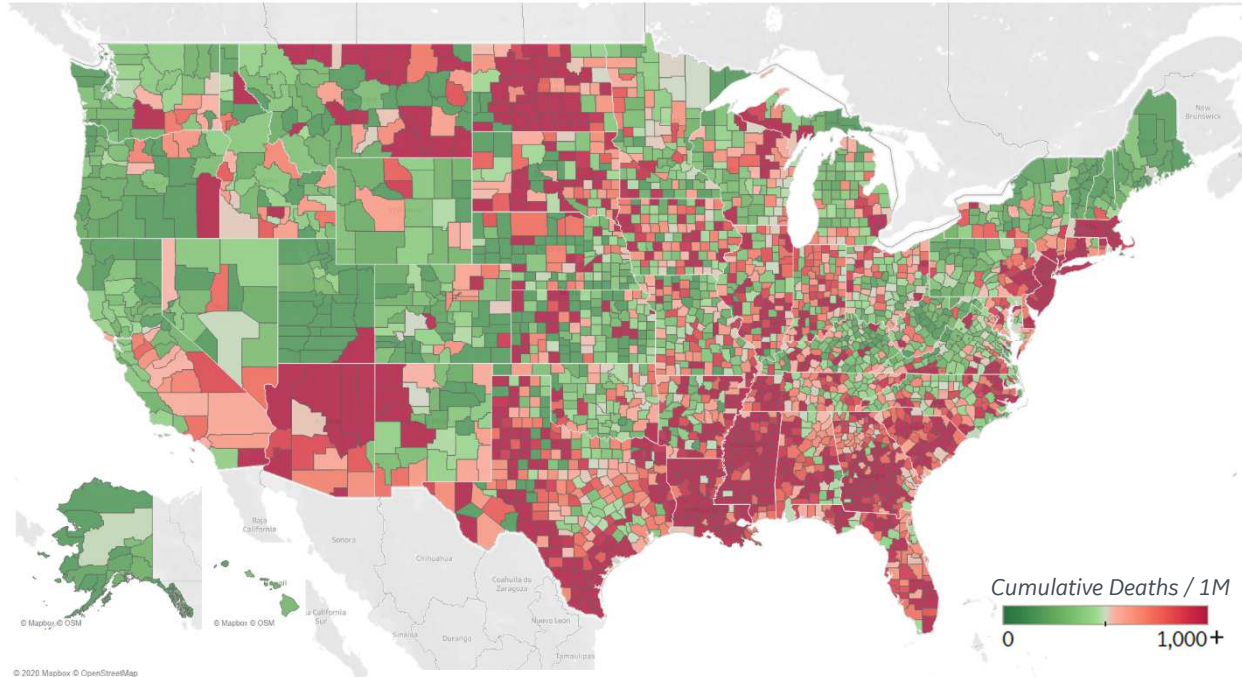


Top 10 Counties

Total Confirmed Cases / 1M

El Paso County, TX	80,411
Lubbock County, TX	75,581
Brown County, WI	74,192
Miami-Dade County, FL	72,580
Nueces County, TX	60,708
Webb County, TX	60,238
Milwaukee County, WI	59,859
Rockland County, NY	59,591
Cameron County, TX	58,665
Utah County, UT	57,968

Reported **Deaths** per 1M to date



Top 10 Counties

Total Reported Deaths / 1M

New York City*	4,469
Essex County, NJ	2,706
Cameron County, TX	2,590
Passaic County, NJ	2,545
Union County, NJ	2,491
Hidalgo County, TX	2,295
Hudson County, NJ	2,290
Bergen County, NJ	2,229
Rockland County, NY	2,100
Somerset County, NJ	1,824

Note: Lists includes counties $\geq 250K$ population

* New York City counties aggregated into one reporting area



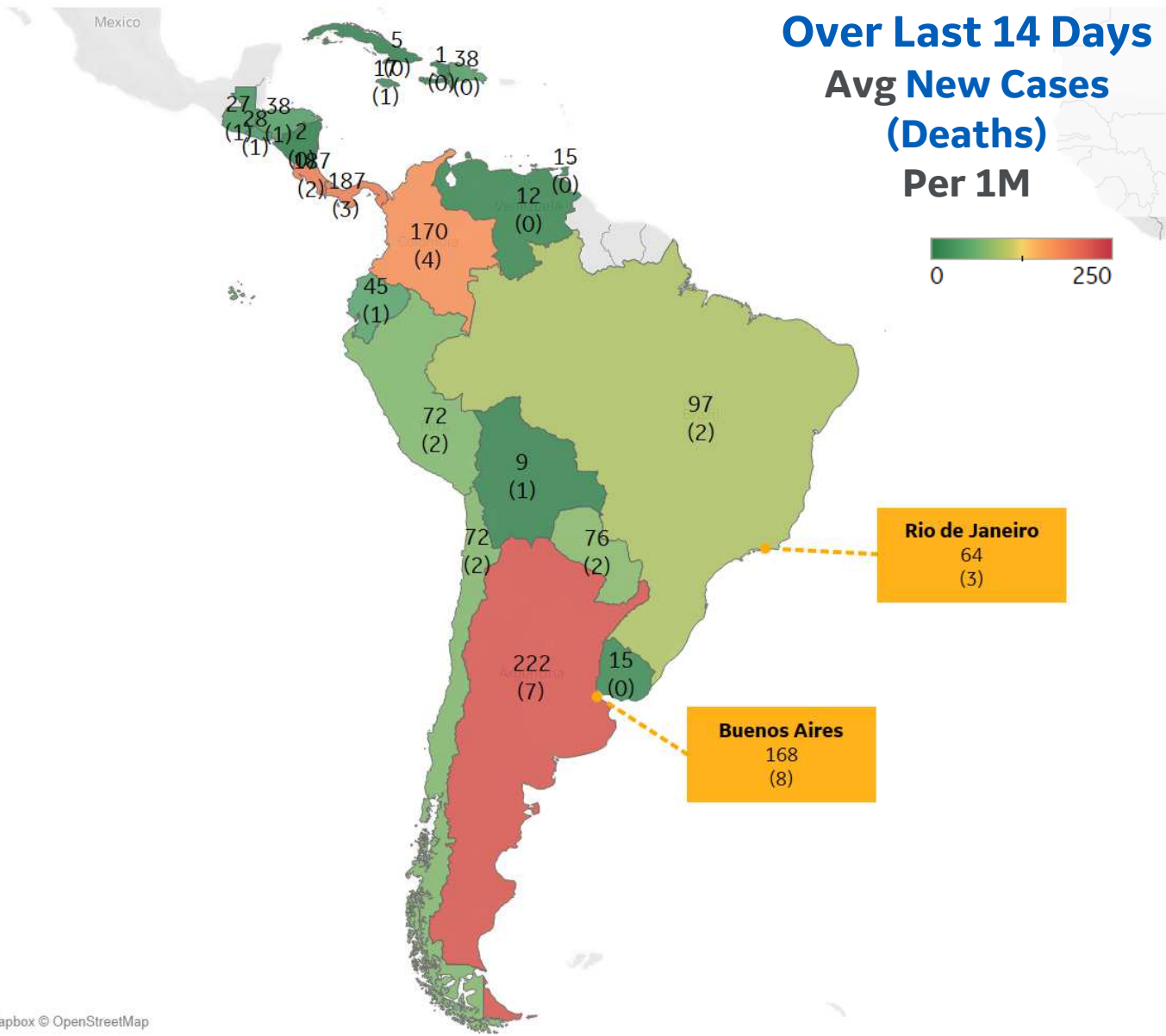
Per 1M in Region

	Today	Change
Active Cases	1,610	-6%
Confirmed	150 new	+0.7%
Deaths	3 new	+0.4%
Recovered	258 new	+1.4%

Most Daily New Cases / 1M

Argentina	226
Panama	186
Costa Rica	185
Colombia	173
Brazil	94
Paraguay	78
Chile	72
Peru	71
Ecuador	47
Honduras	43

* Excludes regions with population < 1M





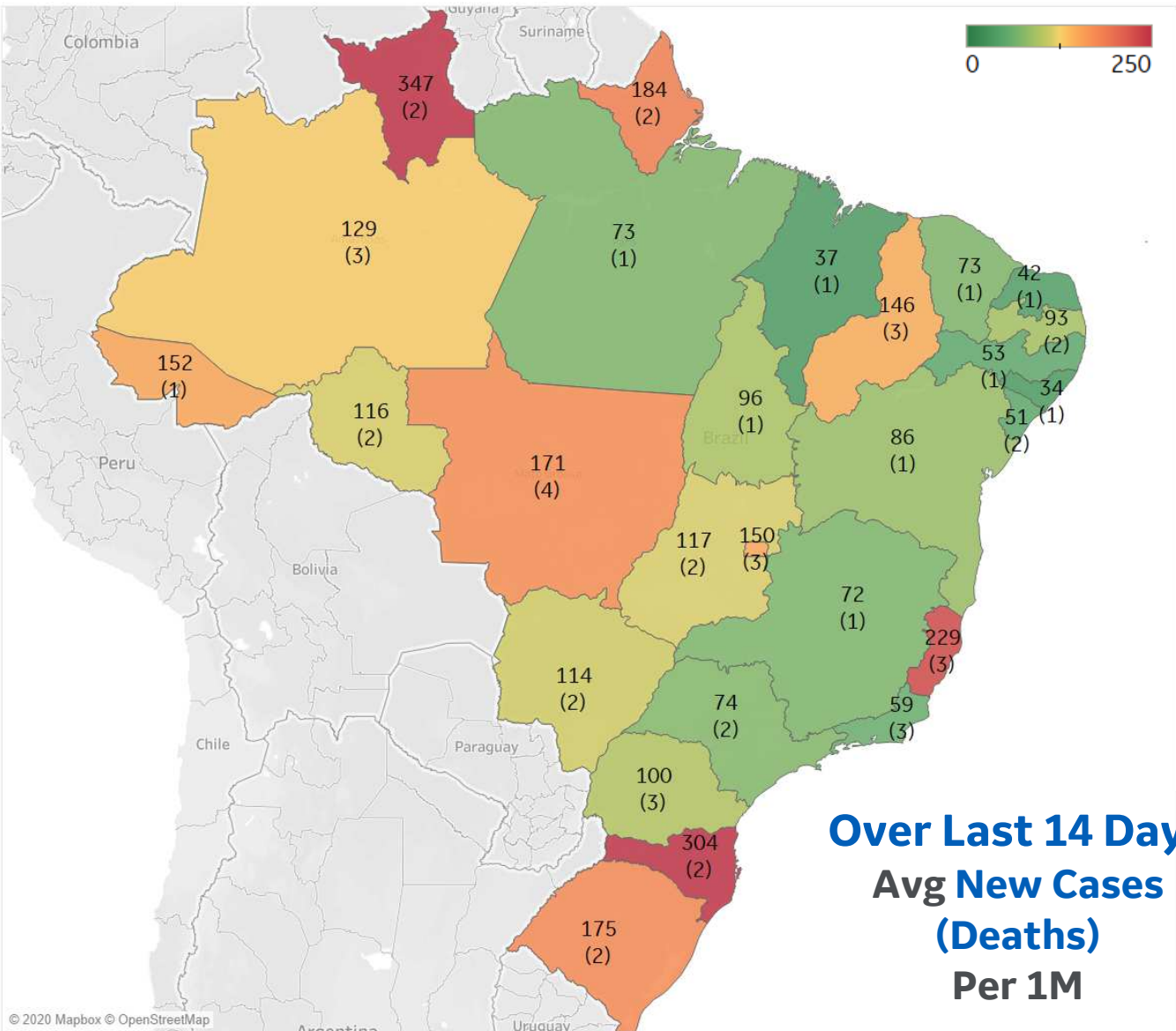
Per 1M in Region

	Today	Change
Active Cases	1,707	+0%
Confirmed	160 new	+0.6%
Deaths	4 new	+0.6%
Recovered	148 new	+0.6%

Most Daily New Cases / 1M

Santa Catarina	304
Espírito Santo	229
Rio Grande do ..	175
MatoGrosso	171
Distrito Federal	150
Piauí	146
Amazonas	129
Goiás	117
Rondônia	116
MatoGrosso do ..	114

* Excludes regions with population < 1M





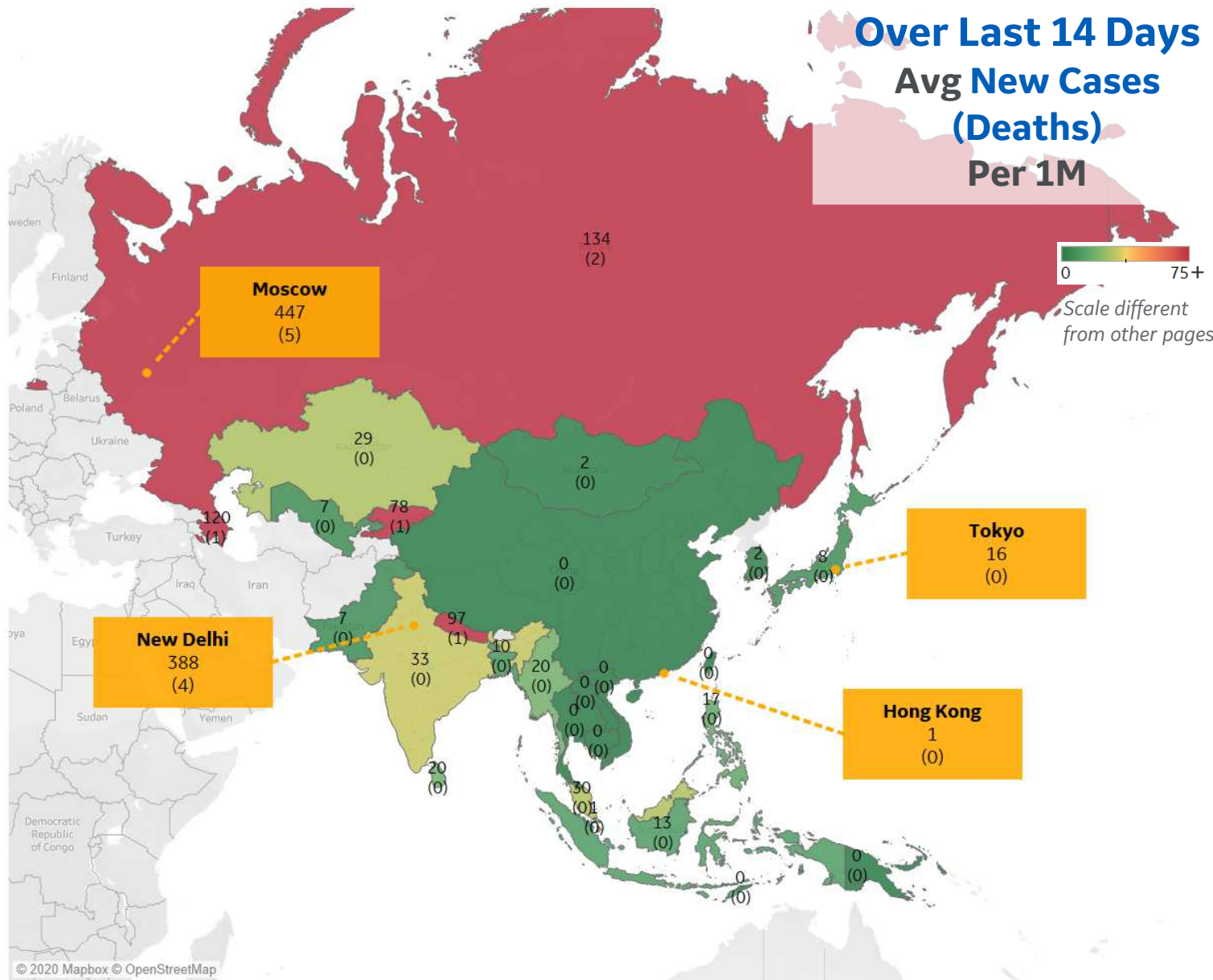
Per 1M in Region

	Today	Change
Active Cases	282	+0%
Confirmed	20 new	+1%
Deaths	0.3 new	+0.6%
Recovered	19 new	+1%

Most Daily New Cases / 1M

Russia	134
Azerbaijan	120
Nepal	97
Kyrgyzstan	78
India	33
Malaysia	30
Kazakhstan	29
Myanmar	20
Sri Lanka	20
Philippines	17

* Excludes regions with population < 1M





Per 1M in Region

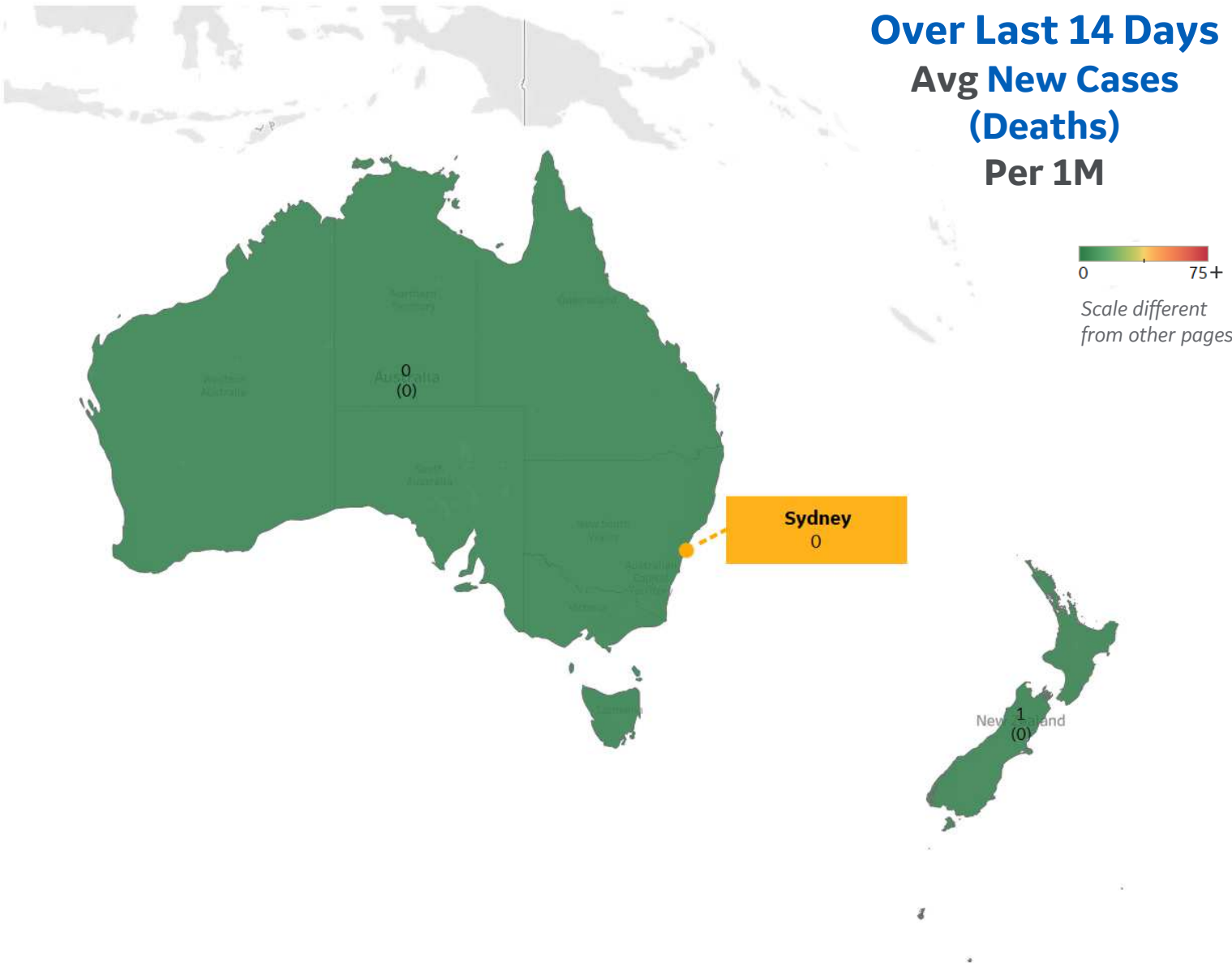
	Today	Change
Active Cases	44	+0%
Confirmed	0 new	+0%
Deaths	0 new	+0%
Recovered	0 new	+0%

Most Daily New Cases / 1M

New Zealand	1
Australia	0

* Excludes regions with population < 1M

Over Last 14 Days
Avg New Cases
(Deaths)
Per 1M





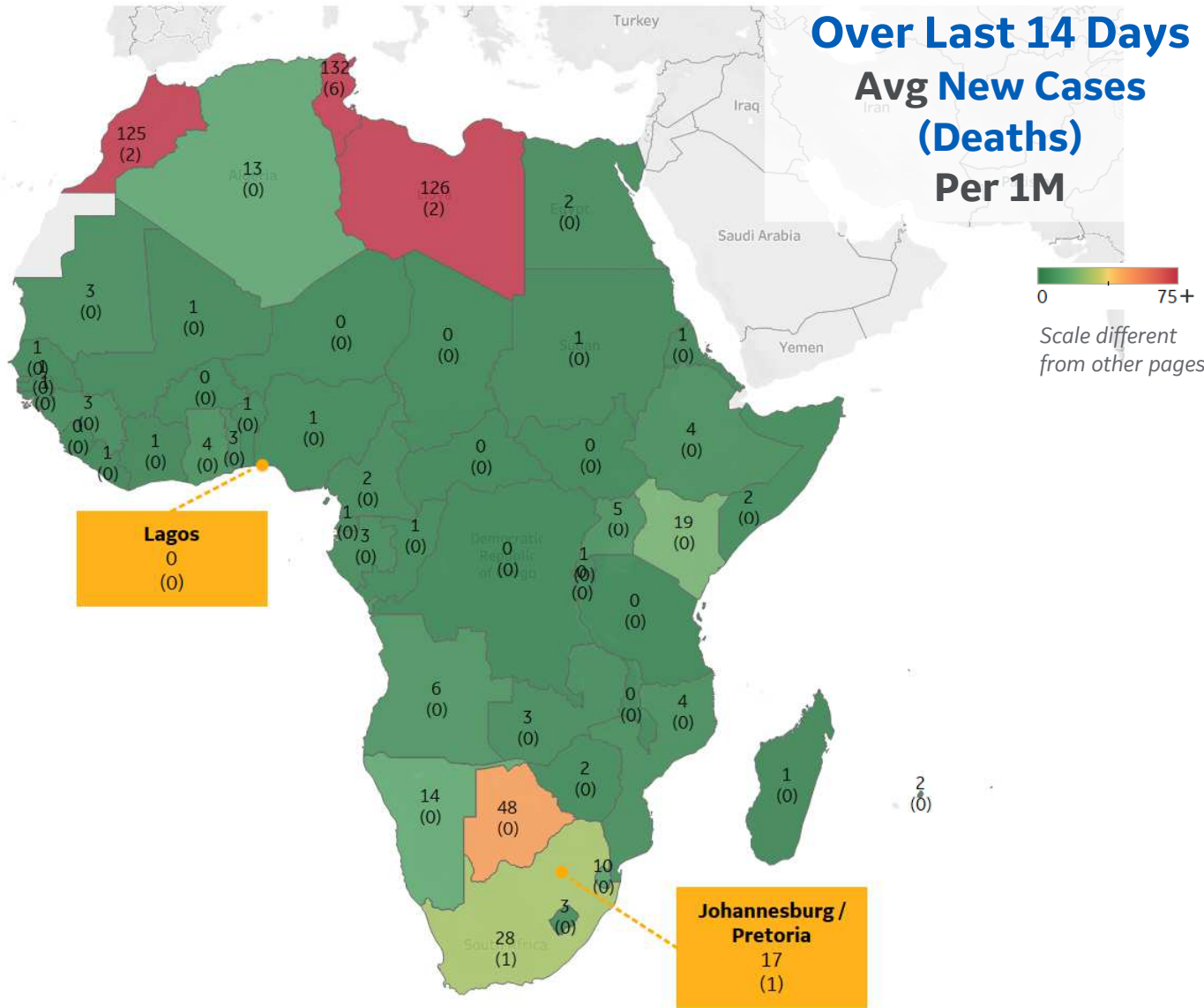
Per 1M in Region

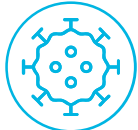
	Today	Change
Active Cases	191	+1%
Confirmed	12 new	+0.8%
Deaths	0.2 new	+0.6%
Recovered	10 new	+0.8%

Most Daily New Cases / 1M

Tunisia	132
Libya	126
Morocco	125
Botswana	48
South Africa	28
Kenya	19
Namibia	14
Algeria	13
Eswatini	10
Angola	6

* Excludes regions with population < 1M





Sources



** Per 1M = Per 1 Million Population unless otherwise noted

Johns Hopkins Coronavirus Resource Center:

<https://coronavirus.jhu.edu/map.html>

Worldometer Coronavirus Reporting:

<https://www.worldometers.info/coronavirus/>

Public Health England:

<https://www.gov.uk/government/publications/covid-19-track-coronavirus-cases>

US Department of Homeland Security, Homeland Infrastructure Foundation-Level Data:

<https://hifld-geoplatform.opendata.arcgis.com/datasets/hospitals>

City of New York, NYC Health:

<https://www1.nyc.gov/site/doh/covid/covid-19-data.page>

Chicago Coronavirus Latest Data:

<https://www.chicago.gov/city/en/sites/covid-19/home/latest-data.html>

National Health Commission of the PRC:

<http://www.nhc.gov.cn/xcs/yqtb/202003/bf66696029ba420098164607240074f8.shtml>

Korean Centers for Disease Control and Prevention:

http://www.cdc.go.kr/cdc_eng/

CDC, Severe Outcomes Among Patients with Coronavirus Disease 2019 (COVID-19):

<https://www.cdc.gov/mmwr/volumes/69/wr/mm6912e2.htm>

Italian Department of Civil Protection, COVID Monitoring:

<http://opendatadpc.maps.arcgis.com/apps/opsdashboard/index.html#/b0c68bce2cce478eaac82fe38d4138b1>

The COVID Tracking Project:

<https://covidtracking.com/data/>

UK Office for National Statistics

<https://www.ons.gov.uk/peoplepopulationandcommunity/birthsdeathsandmarriages/deaths/bulletins/deathsregisteredweeklyinenglandandwalesprovisional/weekending24april2020>

COVID-19 Information for Switzerland:

<https://www.corona-data.ch/>

The COVID Tracking Project

<https://covidtracking.com/data/api>

European Centre for Disease Prevention and Control

<https://www.ecdc.europa.eu/en/publications-data/download-data-hospital-and-icu-admission-rates-and-current-occupancy-covid-19>

***Worldwide Survival Rate, last 30d calculation =**

$$\frac{[(Total\ Confirmed - Total\ Confirmed\ 30d\ ago) - (Total\ Deaths - Total\ Deaths\ 30d\ ago)]}{(Total\ Confirmed - Total\ Confirmed\ 30d\ ago)}$$

Provincial Health Services Authority of Canada. BC Center for Disease Control:

<http://www.bccdc.ca/about/news-stories/stories/2020/information-on-novel-coronavirus>

Secretary of Health, Mexico:

<https://www.gob.mx/salud/en>

OECD Economic Outlooks, Statistics:

https://www.oecd-ilibrary.org/economics/data/oecd-economic-outlook-statistics-and-projections_eo-data-en

Public Health Authority of Sweden:

<https://www.folkhalsomyndigheten.se/smittskydd-beredskap/utbrott/aktuella-utbrott/covid-19/bekraftade-fall-i-sverige>

National Public Health Agency of France:

<https://www.santepubliquefrance.fr/regions/ile-de-france/documents/bulletin-regional/2020/covid-19-point-epidemiologique-en-ile-de-france-du-23-avril-2020>

Florida Department of Health, COVID-19 Response:

<https://floridahealthcovid19.gov>

CDC:

<https://www.cdc.gov/covid-data-tracker/index.html#demographics>

CDC Provisional COVID19 Deaths Counts

<https://data.cdc.gov/NCHS/Provisional-COVID-19-Death-Counts-by-Sex-Age-and-S/9bhg-hcku>

Johns Hopkins Coronavirus Resource Center:

<https://coronavirus.jhu.edu/map.html>

WHO Europe, Surveillance Report:

<http://www.euro.who.int/en/health-topics/health-emergencies/coronavirus-covid-19/weekly-surveillance-report>

WHO Europe, Principles for Transition:

<http://www.euro.who.int/en/media-centre/sections/statements/2020/statement-transition-to-a-new-normal-during-the-covid-19-pandemic-must-be-guided-by-public-health-principles>