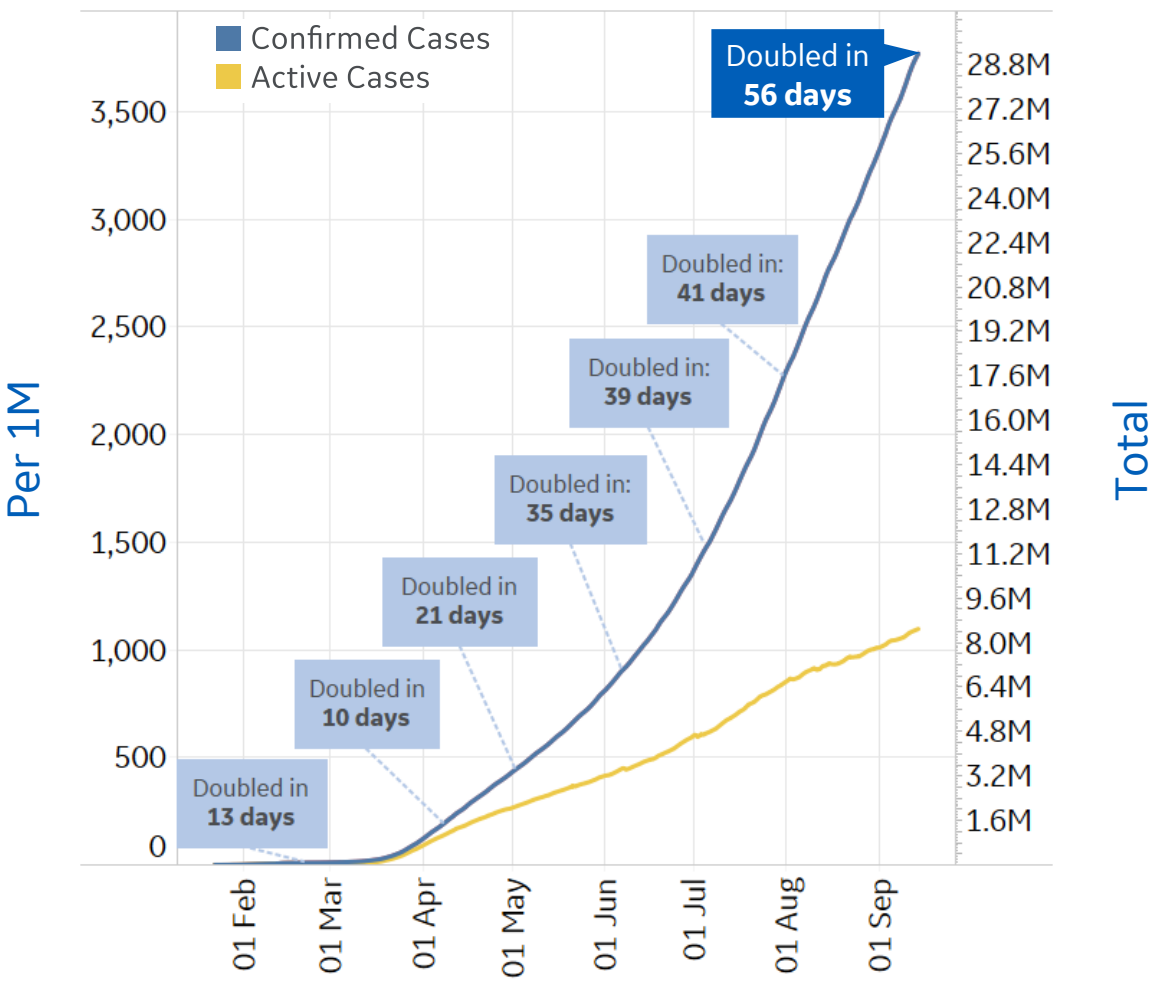


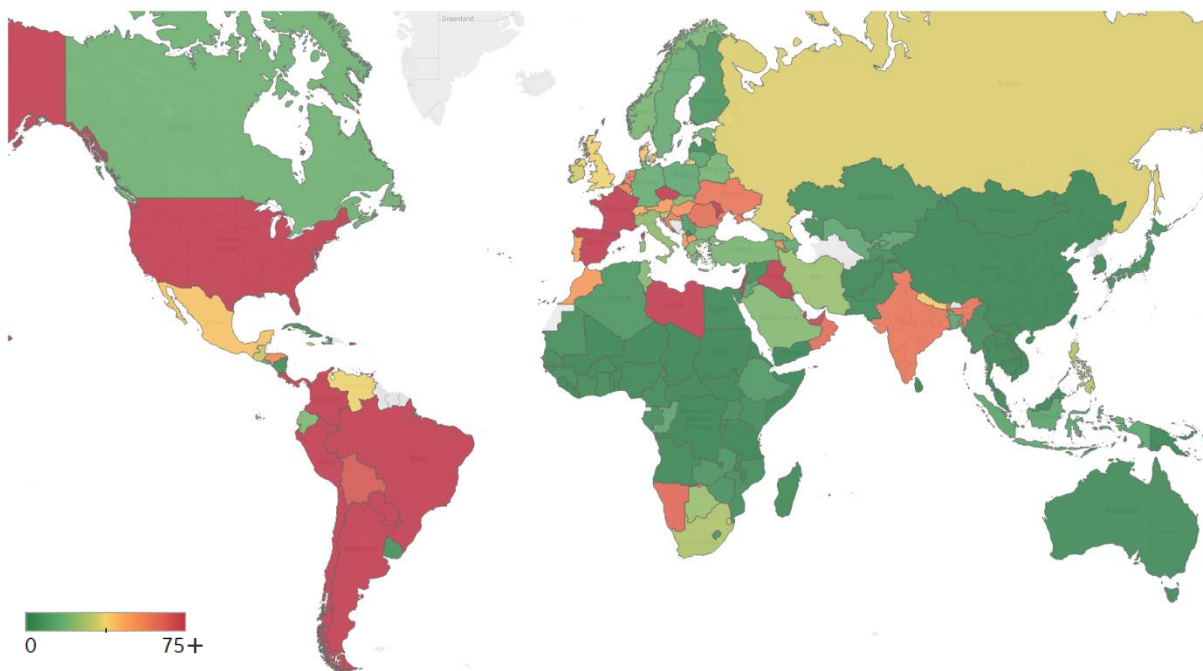


Global Confirmed & Active Cases

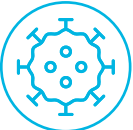
Trend since 22 Jan



Avg. Daily New Cases / 1M
Over the last 14 days



Per 1M:	Today	Change
Active Today	1,096	+0.5%
Active	6 new	+0.5%
Confirmed	25 new	+1%
Deaths	0 new	+0%
Recovered	19 new	+1%

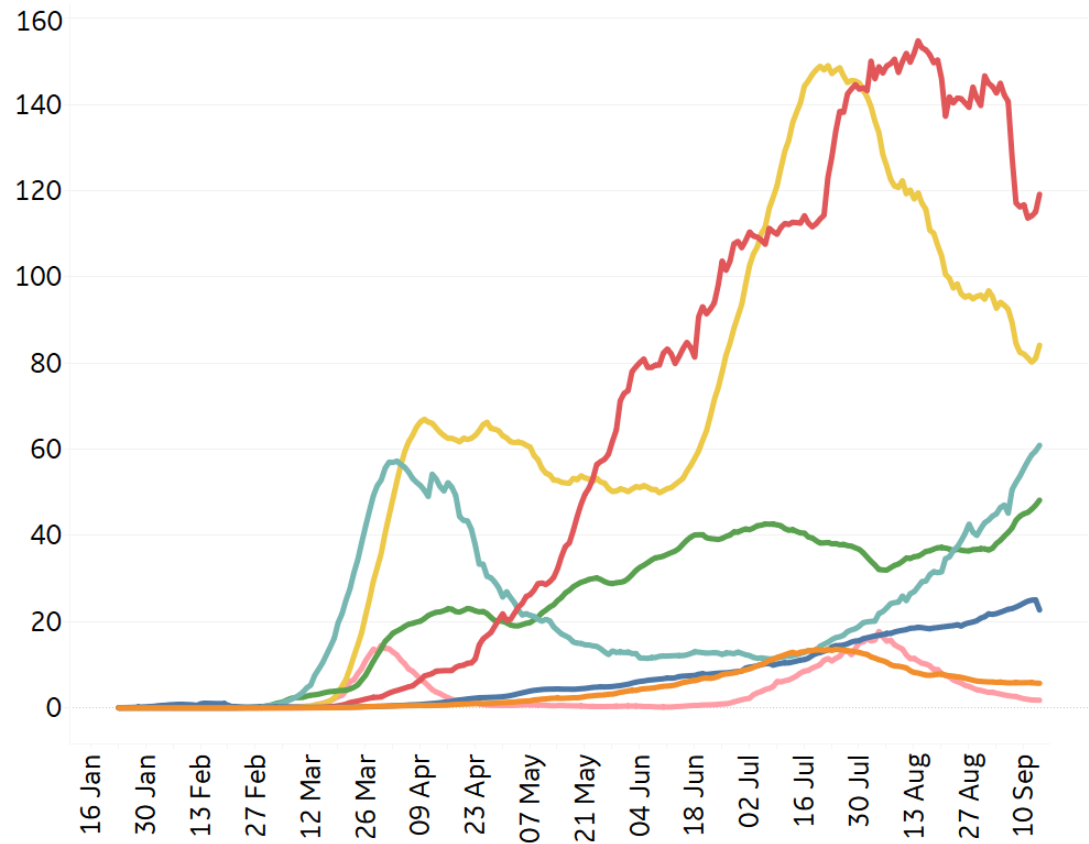


New Confirmed Cases & New Deaths

Key North America Europe Middle East Cent & South America Asia Africa Oceania

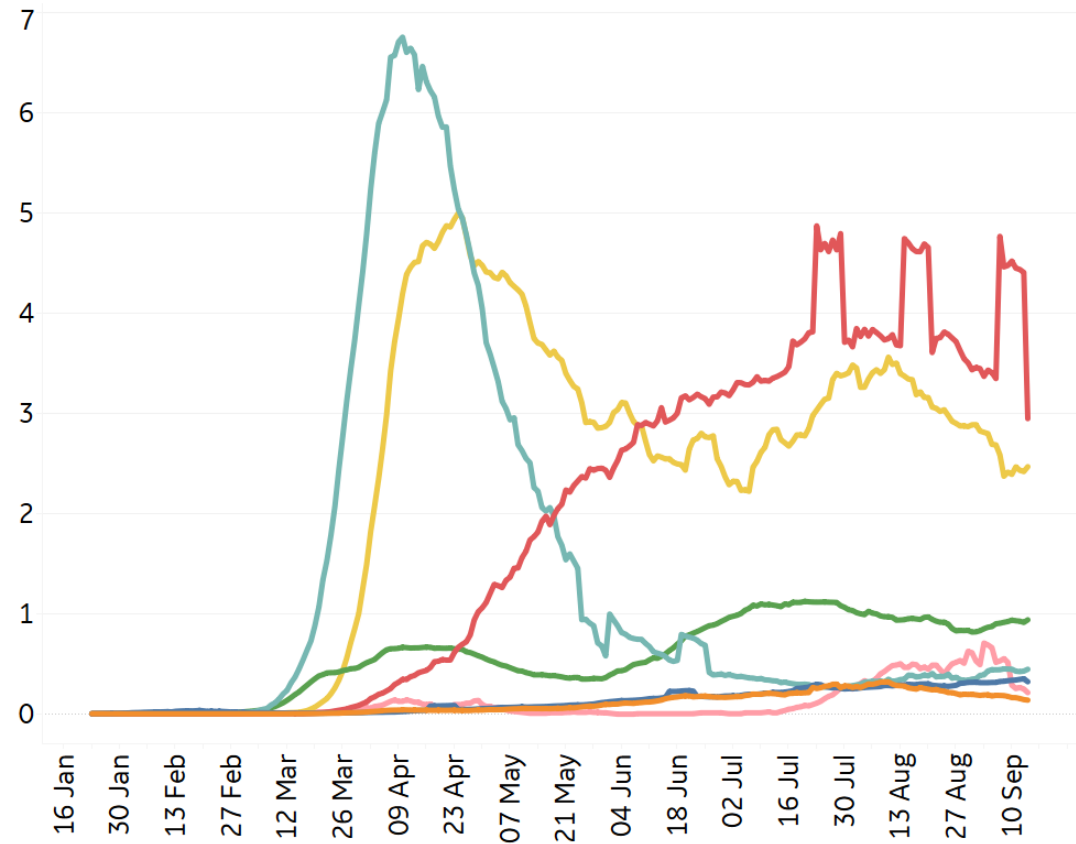
New Confirmed Cases / 1M

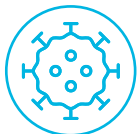
7-day rolling average



New Deaths / 1M

7-day rolling average





Top 50 Countries: Per 1M



1 - 25

	Today		Total Since 22 Jan			Change from 14d Ago [*] in 14 day avg of daily new	
	New Confirmed	New Deaths	Total Confirmed	Total Recovered	Total Deaths	Confirmed	Deaths
Peru	206	6	22,129	17,190	931	-26%	-23%
Belgium	73	0	8,137	1,617	857	35%	165%
Spain	586	2	12,699	3,216	638	26%	68%
Bolivia	71	4	10,933	7,299	633	-28%	162%
Chile	88	3	22,831	21,329	628	2%	-7%
Brazil	71	2	20,444	17,737	621	-20%	-17%
Ecuador	18	1	6,740	5,501	619	-57%	823%
UK	39	0	5,503	N/A**	615	108%	1%
Italy	17	0	4,776	3,539	589	30%	70%
US	103	1	19,799	7,476	588	-12%	-17%
Sweden	0	0	8,565	N/A**	579	-22%	1050%
Mexico	26	2	5,210	4,375	551	-2%	-10%
Panama	106	2	23,687	17,332	504	-12%	-20%
France	352	1	6,524	1,385	474	71%	54%
Colombia	110	4	14,187	11,928	454	-23%	-19%
Netherlands	77	0	5,089	120	367	69%	-24%
Ireland	42	0	6,317	4,732	361	59%	133%
EU	135	1	5,167	2,258	320	39%	35%
North Macedo..	17	2	7,597	6,391	313	-1%	-13%
Armenia	36	1	15,513	14,070	310	5%	-27%
Moldova	57	1	10,711	7,545	280	-4%	54%
Iran	31	2	4,818	4,143	278	-1%	-1%
Kosovo	0	0	6,873	4,762	264	-100%	-100%
South Africa	16	1	10,972	9,767	261	-36%	-38%
Argentina	219	7	12,511	9,491	258	25%	6%

26 - 50

	Today		Total Since 22 Jan			Change from 14d Ago [*] in 14 day avg of daily new	
	New Confirmed	New Deaths	Total Confirmed	Total Recovered	Total Deaths	Confirmed	Deaths
Switzerland	30	0	5,481	4,576	234	34%	27%
Romania	36	1	5,416	2,248	218	2%	-5%
Bos. and Herz.	52	3	7,204	4,927	215	-5%	-22%
Honduras	84	1	6,928	1,867	211	-24%	-26%
Iraq	104	2	7,321	5,697	201	9%	-4%
Portugal	60	0	6,335	4,333	183	74%	14%
Dom. Rep.	41	1	9,597	7,171	183	18%	20%
Guatemala	15	1	4,587	3,983	166	-27%	-43%
Kyrgyzstan	7	0	6,886	6,288	163	-46%	101%
Oman	93	2	17,668	16,435	155	80%	8%
Kuwait	166	1	22,356	20,021	132	25%	10%
Israel	550	2	18,528	13,699	131	100%	-20%
Russia	37	0	7,294	6,004	127	8%	2%
Bahrain	387	1	35,829	31,855	125	88%	35%
Saudi Arabia	17	1	9,371	8,730	124	-34%	-11%
Costa Rica	374	6	11,260	4,163	122	32%	40%
El Salvador	12	0	4,164	2,918	121	-50%	-28%
Eswatini	25	3	4,399	3,770	87	-23%	-44%
Kazakhstan	3	0	5,694	5,359	87	-59%	-56%
Belarus	20	1	7,869	7,684	80	12%	10%
Qatar	82	1	42,337	41,280	72	-6%	150%
West Bank an..	172	1	6,864	4,685	49	47%	90%
UAE	79	0	8,116	7,076	40	76%	-25%
Singapore	8	0	9,821	9,709	5	-34%	N/A
Total World	25	0	3,769	2,553	120	3%	0%

*Change from 14d ago:
Compares 14d-avgs. of Daily New Cases/Deaths
today with 14d-avgs. from 14d ago

Reported deaths in **West Bank and Gaza** increased 23% in the last week

Sorted by Total Deaths / 1M
Top 50 countries selected by Cases / 1M
Excluded countries with population < 1M

N/A** due to inconsistent reporting of Recovered Cases



Top 50 Countries: Raw Volume



1 - 25

	Today		Total Since 22 Jan			Change from 14d Ago [*] in 14 day avg of daily new	
	New Confirmed	New Deaths	Total Confirmed	Total Recovered	Total Deaths	Confirmed	Deaths
US	34,079	422	6,553,652	2,474,570	194,493	-12%	-17%
EU	60,291	254	2,300,461	1,005,562	142,519	39%	35%
Brazil	15,155	381	4,345,610	3,770,138	132,006	-20%	-17%
India	0	0	4,846,427	3,780,107	79,722	17%	7%
Mexico	3,335	228	671,716	564,053	71,049	-2%	-10%
UK	2,625	9	373,555	N/A**	41,726	108%	1%
Italy	1,008	14	288,761	213,950	35,624	30%	70%
France	22,977	55	425,870	90,432	30,958	71%	54%
Peru	6,787	184	729,619	566,796	30,710	-26%	-23%
Spain	27,404	101	593,730	150,376	29,848	26%	68%
Iran	2,619	156	404,648	348,013	23,313	-1%	-1%
Colombia	5,573	199	721,892	606,925	23,123	-23%	-19%
Russia	5,414	56	1,064,438	876,152	18,573	8%	2%
South Africa	956	52	650,749	579,289	15,499	-36%	-38%
Chile	1,685	64	436,433	407,725	12,013	2%	-7%
Argentina	9,909	315	565,446	428,953	11,667	25%	6%
Ecuador	317	19	118,911	97,063	10,922	-57%	823%
Belgium	851	2	94,306	18,737	9,927	35%	165%
Germany	1,485	2	263,222	234,017	9,356	2%	-21%
Canada	1,458	9	140,098	123,120	9,229	37%	-43%
Indonesia	3,141	118	221,523	158,405	8,841	40%	18%
Iraq	4,169	72	294,478	229,132	8,086	9%	-4%
Bolivia	828	50	127,619	85,198	7,394	-28%	162%
Turkey	1,716	63	292,878	260,058	7,119	16%	100%
Pakistan	404	6	302,424	290,261	6,389	-1%	-20%

26 - 50

	Today		Total Since 22 Jan			Change from 14d Ago [*] in 14 day avg of daily new	
	New Confirmed	New Deaths	Total Confirmed	Total Recovered	Total Deaths	Confirmed	Deaths
Netherlands	1,318	4	87,194	2,061	6,296	69%	-24%
Sweden	0	0	86,505	N/A**	5,846	-22%	1050%
Egypt	168	13	101,177	84,969	5,661	-5%	-3%
Bangladesh	1,812	26	339,332	243,155	4,759	-22%	-19%
China	22	1	90,219	85,101	4,735	-36%	-40%
Philippines	4,672	259	265,888	207,504	4,630	-20%	22%
Saudi Arabia	607	37	326,258	303,930	4,305	-34%	-11%
Romania	692	22	104,187	43,244	4,185	2%	-5%
Ukraine	2,557	34	160,679	72,091	3,273	25%	38%
Guatemala	263	15	82,172	71,352	2,972	-27%	-43%
Poland	377	15	74,529	61,097	2,203	-29%	6%
Panama	459	7	102,204	74,782	2,173	-12%	-20%
Honduras	831	8	68,620	18,487	2,087	-24%	-26%
Dom. Rep.	450	16	104,110	77,790	1,984	18%	20%
Kazakhstan	65	0	106,920	100,627	1,634	-59%	-56%
Morocco	1,517	36	88,203	68,970	1,614	35%	3%
Japan	268	7	75,914	66,901	1,455	-36%	-16%
Israel	4,764	17	160,368	118,570	1,136	100%	-20%
Ethiopia	485	9	64,786	25,333	1,022	-39%	-20%
Oman	476	10	90,222	83,928	790	80%	8%
Belarus	187	6	74,360	72,609	756	12%	10%
Kuwait	708	3	95,472	85,501	563	25%	10%
UAE	777	0	80,266	69,981	399	76%	-25%
Qatar	235	2	121,975	118,931	207	-6%	150%
Total World	196,017	3,376	29,190,841	19,775,100	927,249	3%	0%

^{*}Change from 14d ago:
Compares 14d-avgs. of Daily New Cases/Deaths
today with 14d-avgs. from 14d ago

Confirmed cases in **France** increased 14% in the last two weeks

Sorted by Raw Total Deaths
Top 50countries selected by Total Cases
Excluded countries with population < 1M

N/A** due to inconsistent reporting of Recovered Cases



United States: Per 1M



1 - 25

	Today		Total Since 22 Jan			Change from 14d Ago* in 14 day avg of daily new	
	New Confirmed	New Deaths	Total Confirmed	Total Recovered	Total Deaths	Confirmed	Deaths
New Jersey	38	0	22,176	3,879	1,805	19%	207%
New York	30	0	22,872	3,897	1,698	15%	-34%
Massachusetts	37	1	18,147	15,597	1,338	-174%	-27%
Connecticut	160	1	15,397	2,564	1,258	25%	122%
Louisiana	106	4	33,976	30,210	1,130	0%	-29%
Rhode Island	212	4	21,834	2,098	1,015	-14%	8%
Mississippi	48	3	30,246	26,535	909	-33%	-38%
DC	43	0	20,718	16,425	873	-12%	-10%
Arizona	29	0	28,676	4,530	731	-12%	-44%
Michigan	123	1	12,445	8,563	693	10%	4%
Illinois	108	0	20,899	N/A	674	2%	16%
Maryland	89	0	19,294	1,196	635	11%	-26%
Delaware	90	2	19,447	10,363	634	69%	0%
Pennsylvania	107	2	11,717	9,292	614	22%	-5%
Georgia	96	2	27,816	N/A	598	-21%	-21%
S. Carolina	158	3	25,770	9,989	598	14%	-17%
Florida	81	2	30,996	N/A	589	-11%	-12%
Indiana	109	0	15,825	12,226	511	-6%	-11%
Texas	133	2	23,650	19,928	498	-26%	-28%
Alabama	144	1	28,443	11,059	480	-21%	-33%
Nevada	90	1	23,964	629	473	-37%	-34%
New Mexico	39	0	12,801	6,871	392	-20%	-28%
Iowa	123	1	23,792	16,931	388	-19%	-22%
Ohio	92	0	11,847	9,899	378	9%	-9%
California	86	2	19,364	N/A	365	-37%	-18%
Minnesota	113	1	15,063	13,873	350	-10%	0%

26 - 51

	Today		Total Since 22 Jan			Change from 14d Ago* in 14 day avg of daily new	
	New Confirmed	New Deaths	Total Confirmed	Total Recovered	Total Deaths	Confirmed	Deaths
Minnesota	113	1	15,063	13,873	350	-10%	0%
Colorado	65	0	10,708	1,070	346	5%	-8%
Arkansas	135	4	23,403	20,790	329	15%	1%
Virginia	88	2	15,757	1,917	321	6%	-16%
New Hampshire	13	0	5,673	5,139	321	62%	-56%
Tennessee	359	3	25,519	22,961	307	-4%	-7%
N. Carolina	80	1	17,713	15,947	292	-15%	1%
Missouri	209	1	17,153	N/A	283	20%	45%
Washington	41	2	10,524	N/A	263	-20%	-30%
Kentucky	75	1	12,821	2,444	238	2%	15%
Idaho	0	0	19,741	10,419	232	-23%	-39%
Oklahoma	220	0	17,747	14,912	229	15%	-22%
Nebraska	235	1	19,976	15,201	225	17%	9%
North Dakota	333	3	20,774	16,932	223	27%	59%
South Dakota	184	0	18,991	15,959	208	5%	21%
Wisconsin	132	0	15,450	13,487	208	53%	6%
Kansas	307	5	17,046	648	186	-12%	102%
West Virginia	70	6	7,159	5,223	155	61%	15%
Utah	176	1	18,228	15,263	136	21%	-33%
Montana	80	3	8,521	6,402	129	3%	55%
Oregon	0	0	6,956	1,259	121	-20%	-30%
Maine	31	0	3,648	3,152	101	13%	-20%
Vermont	19	0	2,718	2,418	93	-26%	N/A
Wyoming	83	0	7,592	6,711	73	5%	-29%
Hawaii	56	0	7,613	2,518	70	-29%	-3%
Alaska	103	0	8,671	3,249	60	13%	-22%

*Change from 14d ago:
Compares 14d-avgs. of Daily New Cases/Deaths
today with 14d-avgs. from 14d ago

15% of new deaths in the US today come from **California**

Sorted by Total Deaths / 1M

N/As due to states revising and updating case counts



United States: Raw Volume



1 - 25

	Today		Total Since 22 Jan			Change from 14d Ago* in 14 day avg of daily new	
	New Confirmed	New Deaths	Total Confirmed	Total Recovered	Total Deaths	Confirmed	Deaths
New York	583	7	444,948	75,814	33,030	15%	-34%
New Jersey	334	3	196,968	34,458	16,034	19%	207%
Texas	3,863	46	685,748	577,832	14,451	-26%	-28%
California	3,406	61	765,134	N/A	14,439	-37%	-18%
Florida	1,736	34	665,730	N/A	12,642	-11%	-12%
Massachusetts	254	9	125,080	107,501	9,219	-174%	-27%
Illinois	1,372	5	264,831	N/A	8,546	2%	16%
Pennsylvania	1,365	26	150,000	118,951	7,855	22%	-5%
Michigan	1,229	10	124,287	85,513	6,921	10%	4%
Georgia	1,023	20	295,337	N/A	6,353	-21%	-21%
Arizona	213	0	208,725	32,975	5,322	-12%	-44%
Louisiana	492	17	157,947	140,440	5,252	0%	-29%
Connecticut	569	5	54,895	9,142	4,485	25%	122%
Ohio	1,079	4	138,484	115,708	4,419	9%	-9%
Maryland	536	1	116,646	7,229	3,839	11%	-26%
Indiana	736	1	106,540	82,311	3,439	-6%	-11%
S. Carolina	816	13	132,680	51,431	3,077	14%	-17%
N. Carolina	844	8	185,780	167,257	3,060	-15%	1%
Virginia	751	19	134,493	16,361	2,743	6%	-16%
Mississippi	144	9	90,018	78,971	2,706	-33%	-38%
Alabama	704	4	139,459	54,223	2,355	-21%	-33%
Tennessee	2,450	19	174,274	156,808	2,097	-4%	-7%
Washington	312	15	80,138	N/A	2,006	-20%	-30%
Colorado	374	2	61,667	6,162	1,990	5%	-8%
Minnesota	638	3	84,949	78,238	1,974	-10%	0%

26 - 51

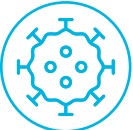
	Today		Total Since 22 Jan			Change from 14d Ago* in 14 day avg of daily new	
	New Confirmed	New Deaths	Total Confirmed	Total Recovered	Total Deaths	Confirmed	Deaths
Missouri	1,281	7	105,278	N/A	1,738	20%	45%
Nevada	277	4	73,814	1,938	1,456	-37%	-34%
Iowa	388	4	75,064	53,417	1,224	-19%	-22%
Wisconsin	771	0	89,956	78,527	1,210	53%	6%
Rhode Island	225	4	23,130	2,223	1,075	-14%	8%
Kentucky	337	5	57,282	10,918	1,065	2%	15%
Arkansas	408	11	70,627	62,740	992	15%	1%
Oklahoma	869	0	70,223	59,007	905	15%	-22%
New Mexico	81	0	26,842	14,407	823	-20%	-28%
Delaware	88	2	18,937	10,091	617	69%	0%
DC	30	0	14,622	11,592	616	-12%	-10%
Kansas	894	14	49,660	1,887	542	-12%	102%
Oregon	0	0	29,337	5,310	509	-20%	-30%
Utah	563	3	58,438	48,934	436	21%	-33%
New Hampshire	18	0	7,714	6,987	436	62%	-56%
Nebraska	454	1	38,642	29,405	435	17%	9%
Idaho	0	0	35,279	18,619	415	-23%	-39%
West Virginia	125	11	12,830	9,361	278	61%	15%
South Dakota	163	0	16,801	14,118	184	5%	21%
North Dakota	254	2	15,831	12,903	170	27%	59%
Montana	86	3	9,107	6,842	138	3%	55%
Maine	41	0	4,904	4,237	136	13%	-20%
Hawaii	79	0	10,779	3,565	99	-29%	-3%
Vermont	12	0	1,696	1,509	58	-26%	N/A
Alaska	75	0	6,343	2,377	44	13%	-22%
Wyoming	48	0	4,394	3,884	42	5%	-29%

*Change from 14d ago:
Compares 14d-avgs. of Daily New Cases/Deaths
today with 14d-avgs. from 14d ago

Today, total confirmed cases in **Washington** exceed 80,000

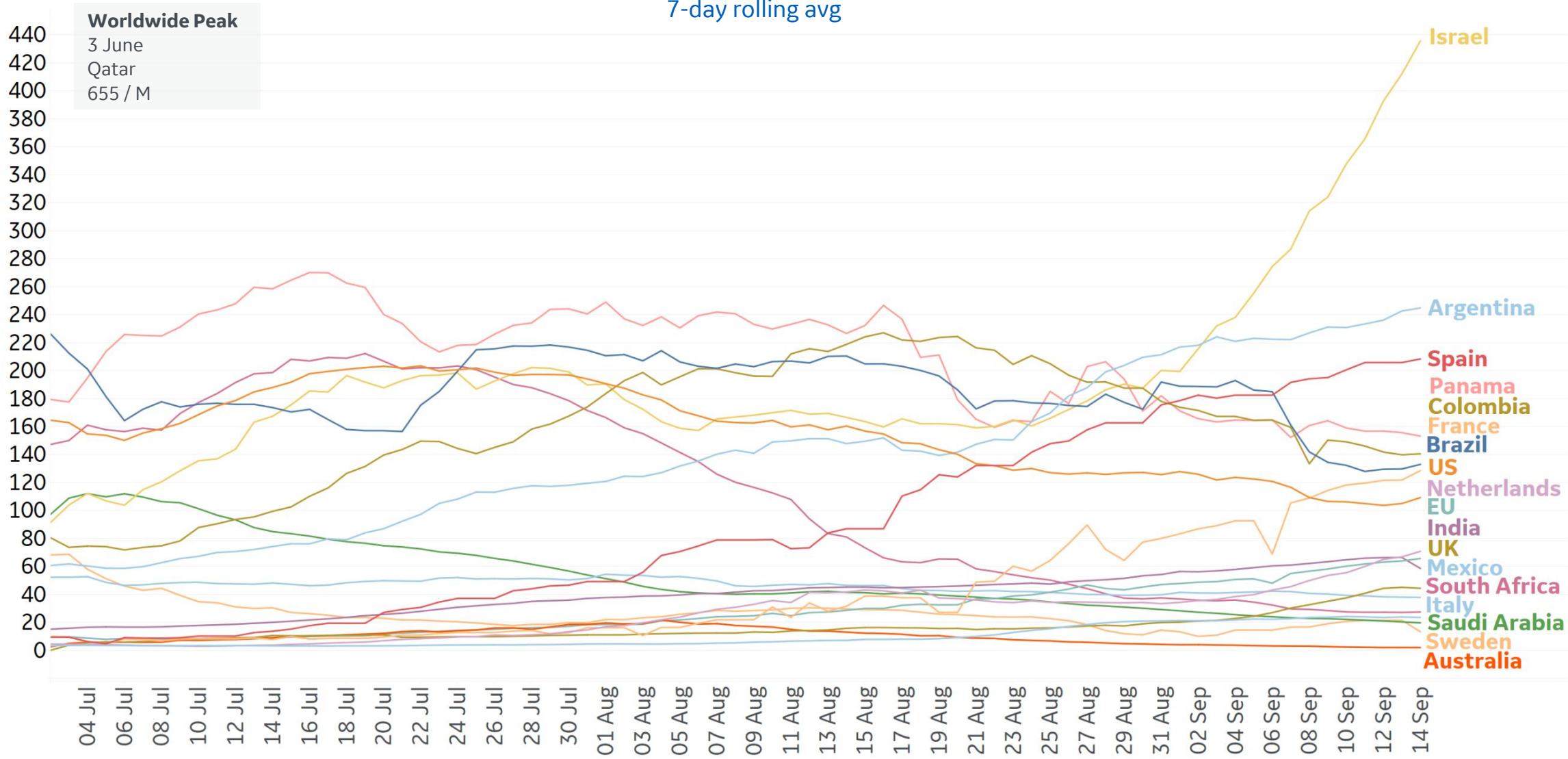
Sorted by Raw Total Deaths

N/As due to states revising and updating case counts



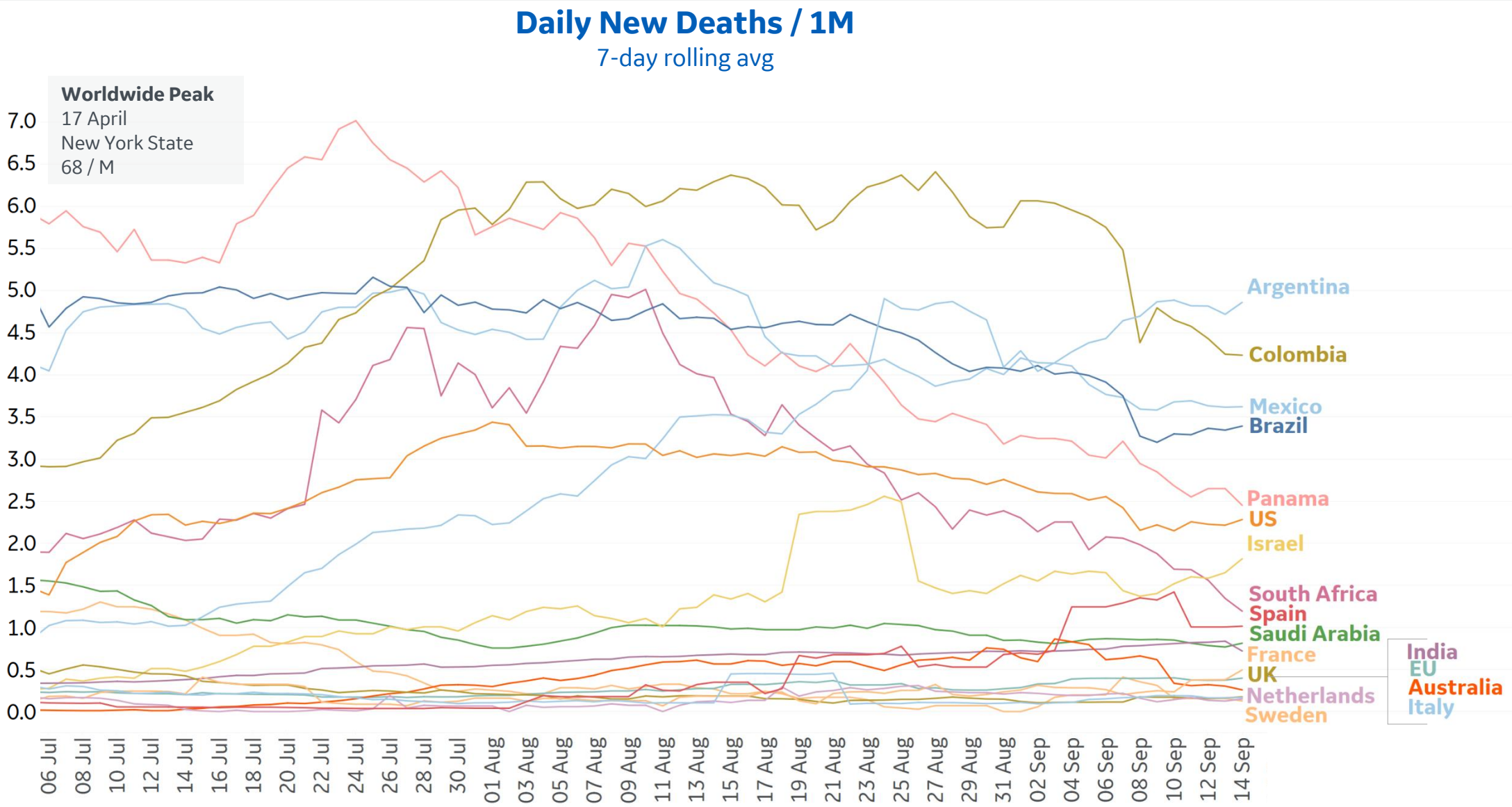
New Confirmed Cases in Select Countries

Daily New Confirmed Cases / 1M
7-day rolling avg





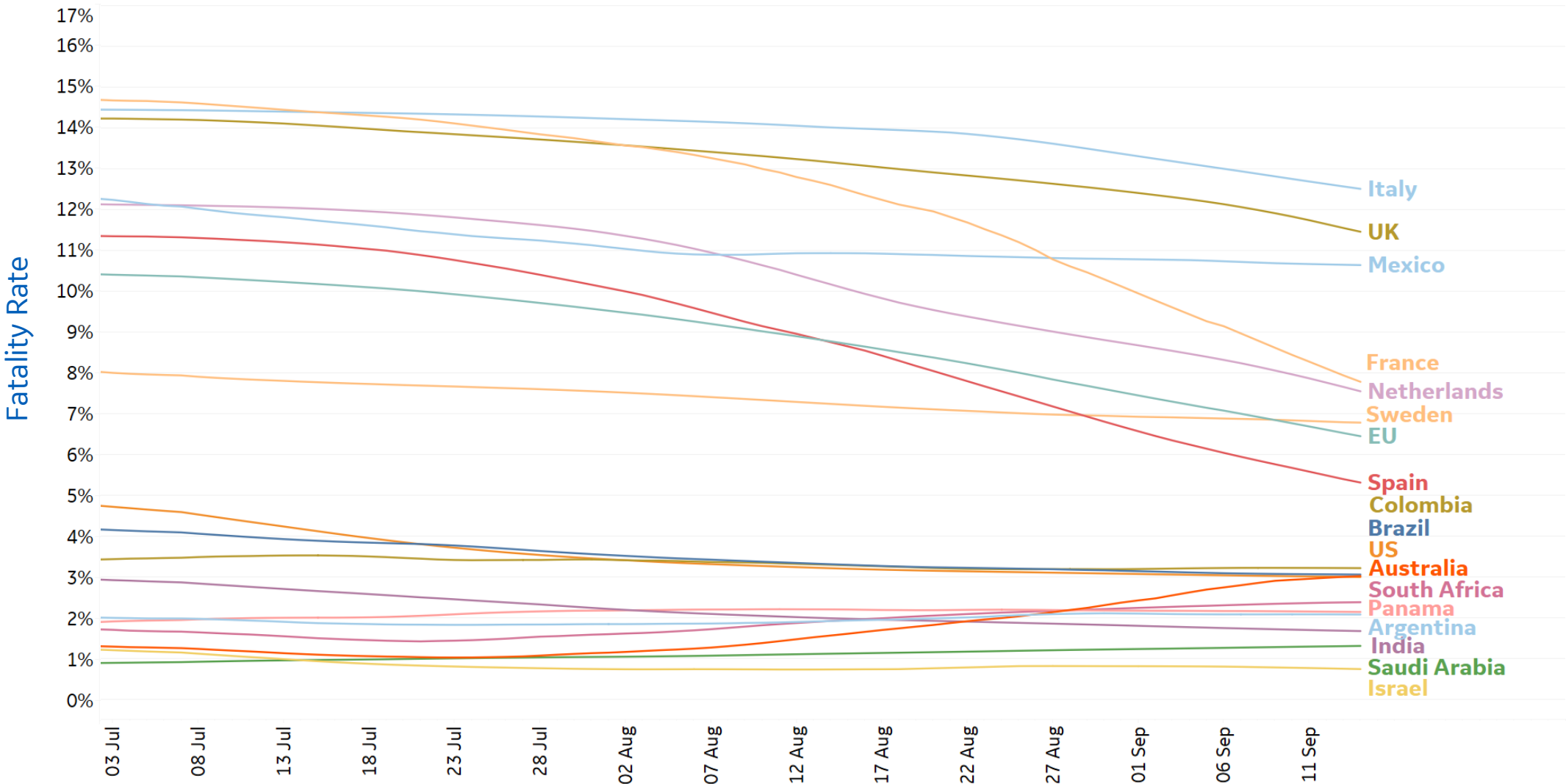
New Deaths in Select Countries





Deaths / Confirmed Cases

7-day rolling avg

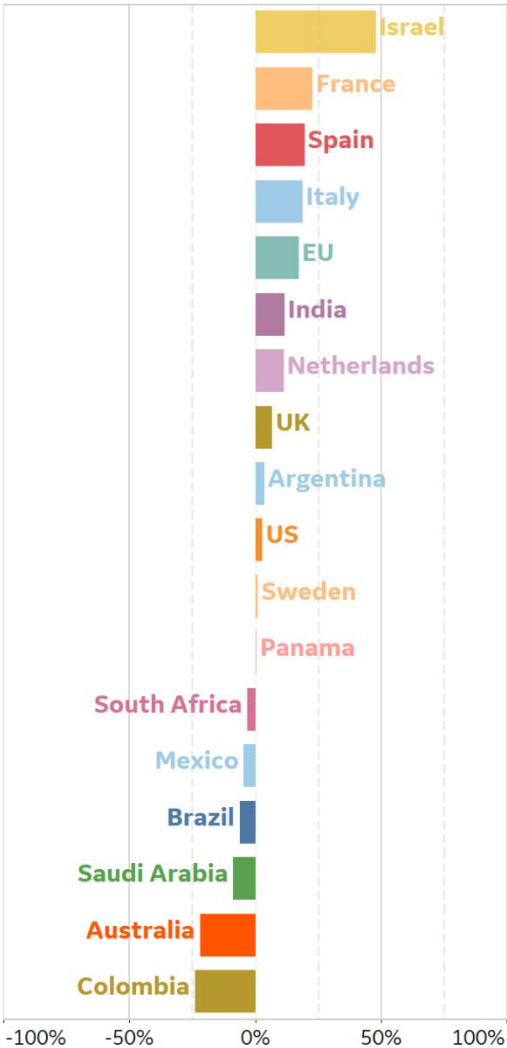




% Change in Case Volume in Select Countries

Over Previous 7 days

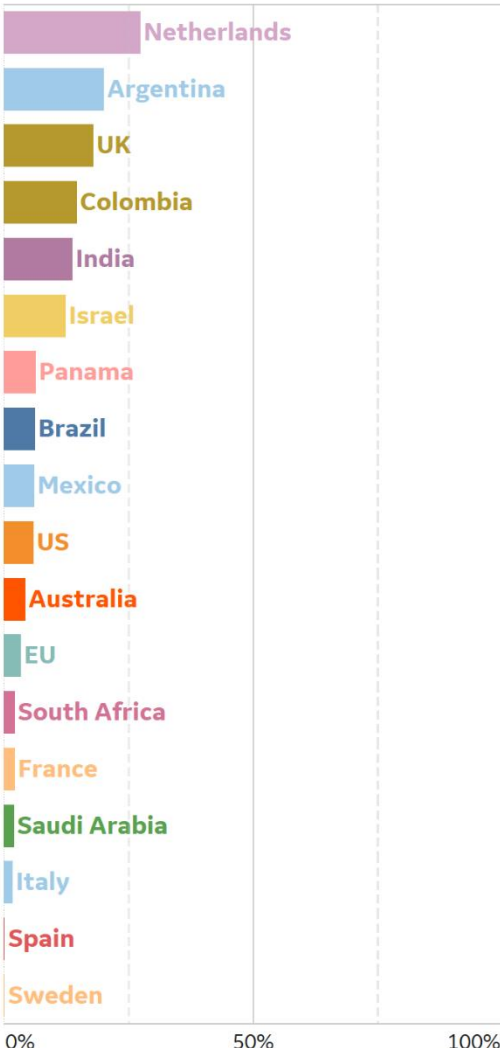
Active Cases



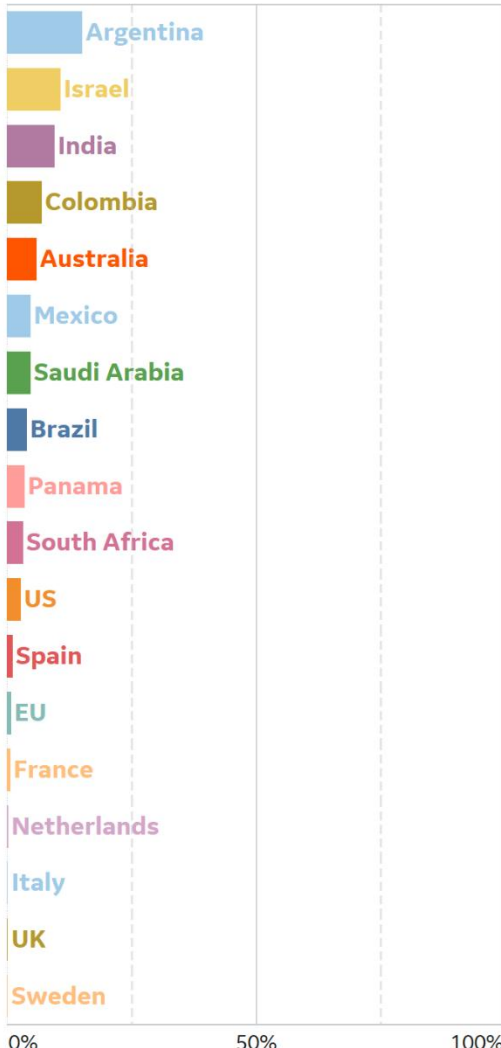
Confirmed Cases



Reported Recoveries

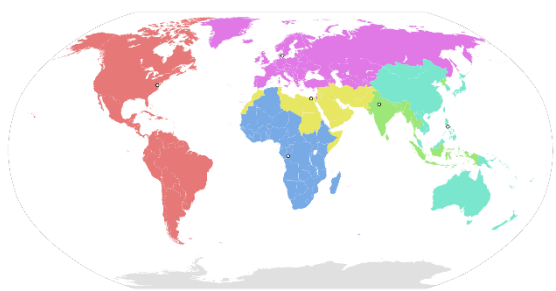


Reported Deaths





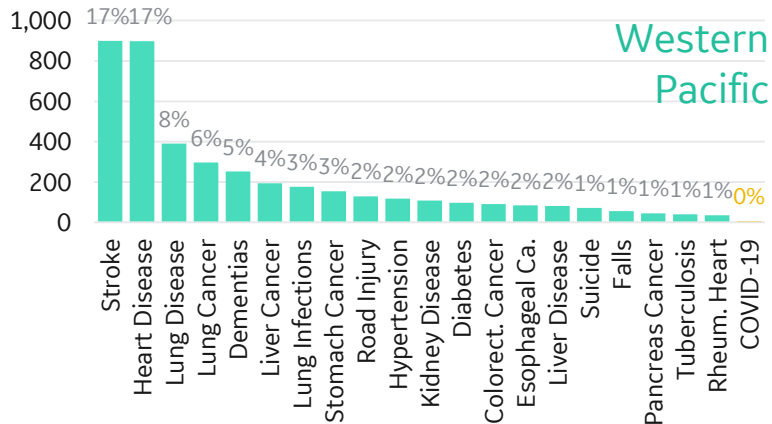
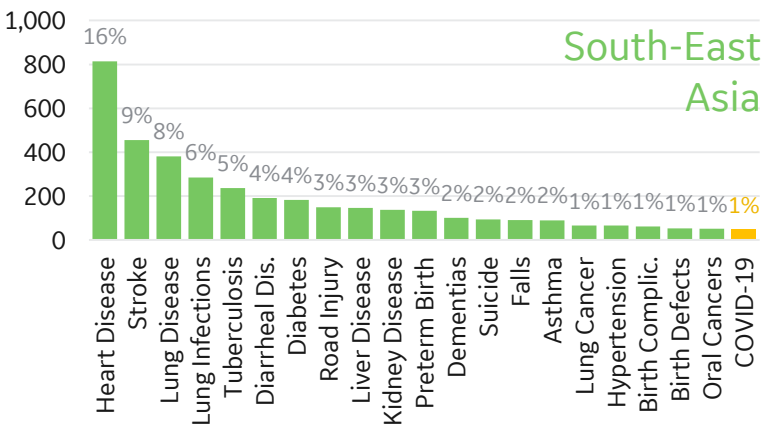
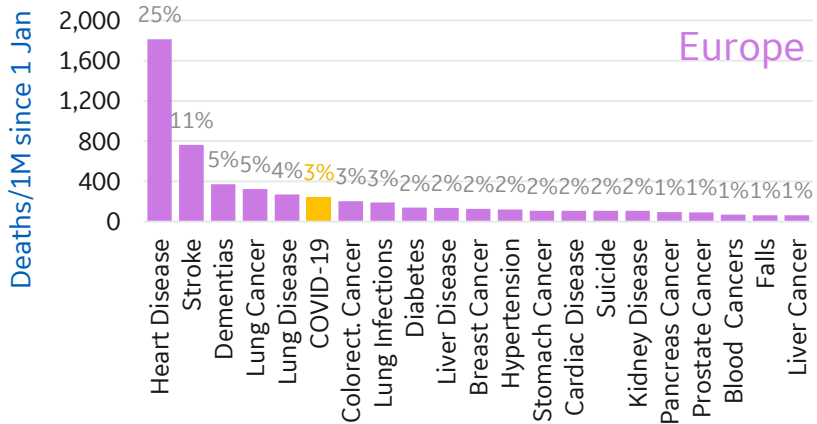
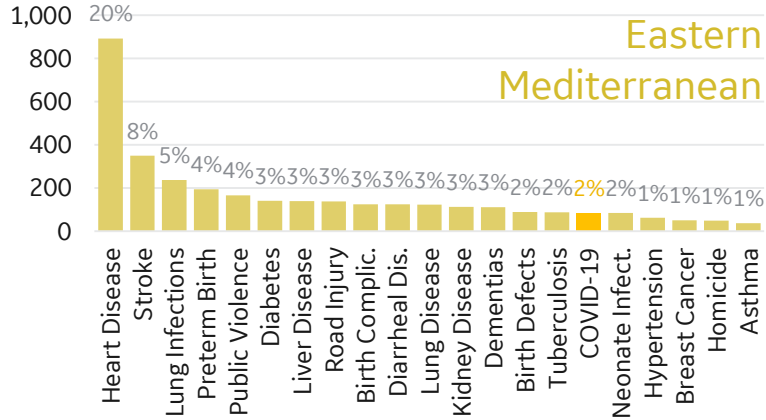
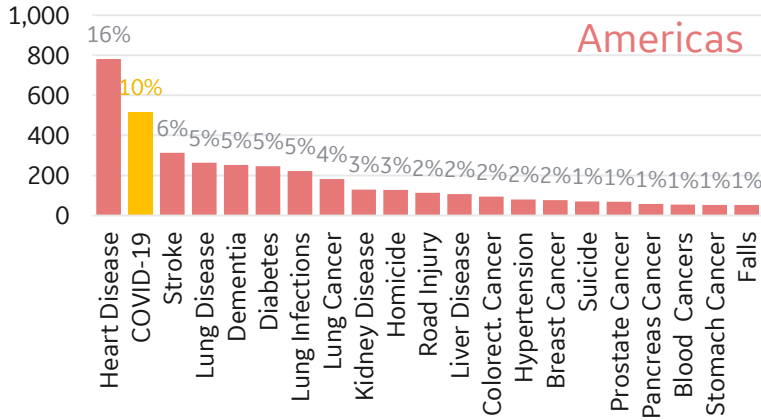
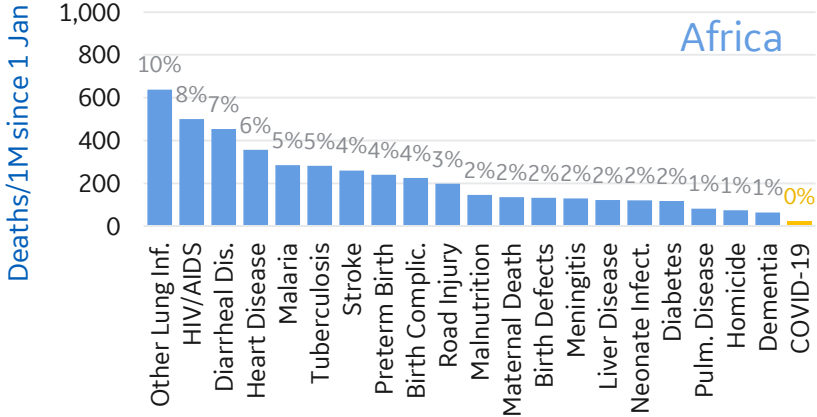
Feature: Deaths by WHO Region



World Health Organization Regions

Top 20 Causes of Death Compared to COVID by WHO Region: 1 Jan thru 15 Sept*

% of Regional Deaths Resulting from Each Major Cause



*Non-COVID deaths between 1 Jan and 15 Sept are estimated by prorating annual totals from the most recent complete WHO mortality report available (https://www.who.int/healthinfo/mortality_data/en/). COVID deaths by Region taken from the WHO Coronavirus Global Situation Dashboard (<https://covid19.who.int/>).



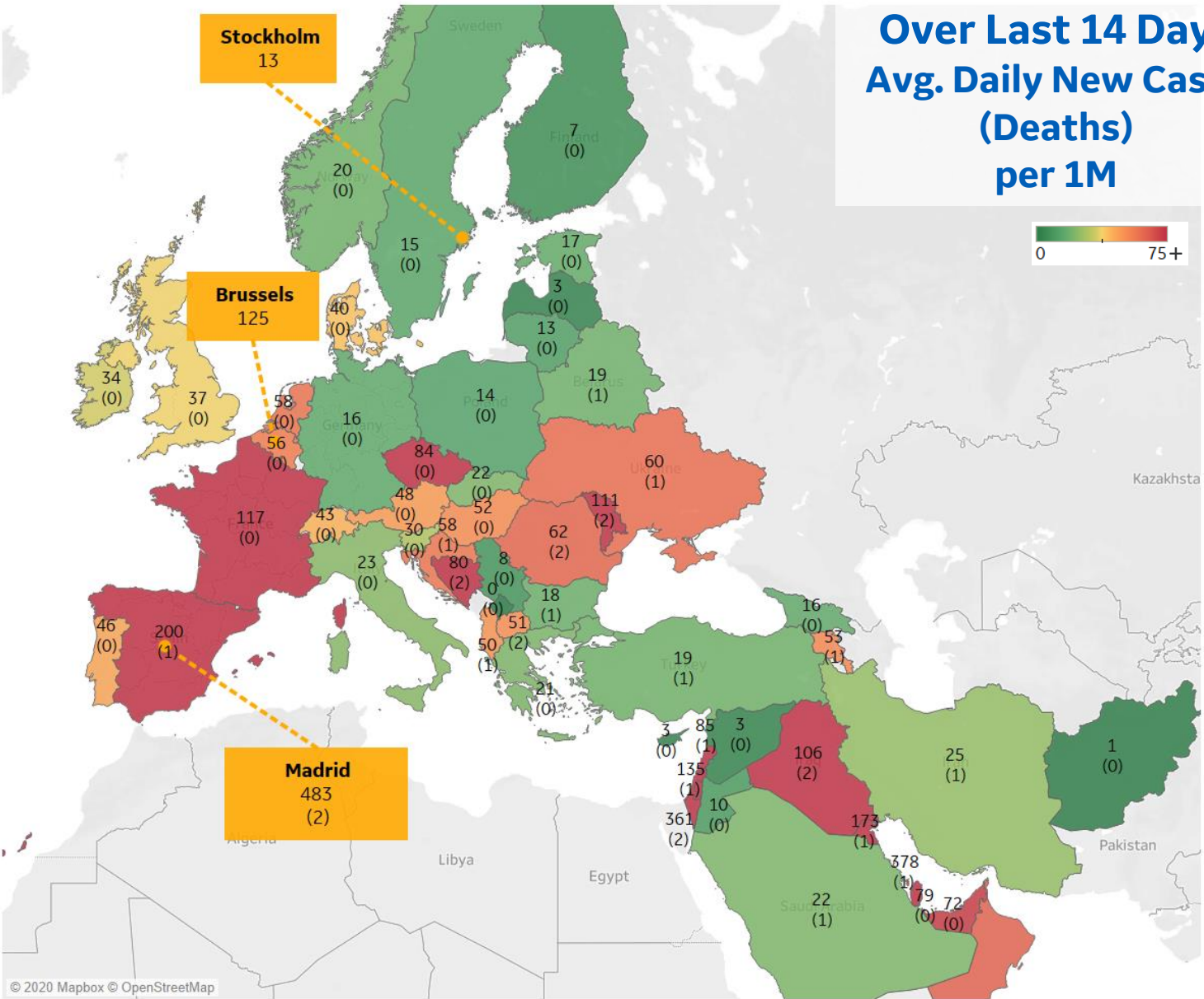
Per 1M in Region

	Today	Change
Active Cases	1,955	+3%
Confirmed	89 new	+2%
Deaths	1 new	+0.3%
Recovered	23 new	+1%

Most Daily New Cases / 1M

Bahrain	378
Israel	361
Spain	200
Kuwait	173
Moldova	111
Iraq	106
Bos. and Herz.	80
Qatar	79
Romania	62
Kosovo	0

* Excludes regions with population < 1M

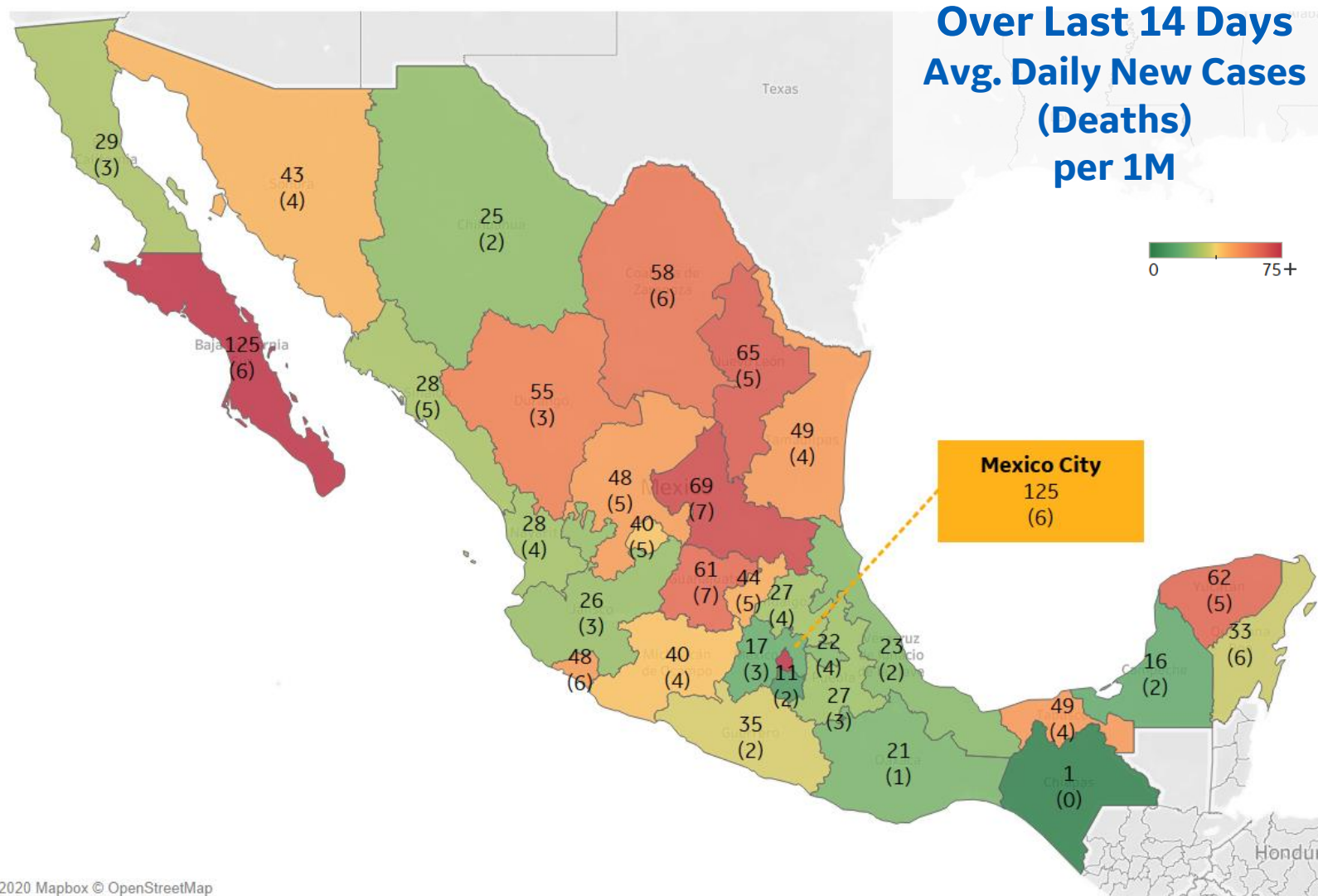




	Today	Change
Active Cases	284	-9%
Confirmed	26 new	+0.5%
Deaths	2 new	+0.3%
Recovered	52 new	+1%

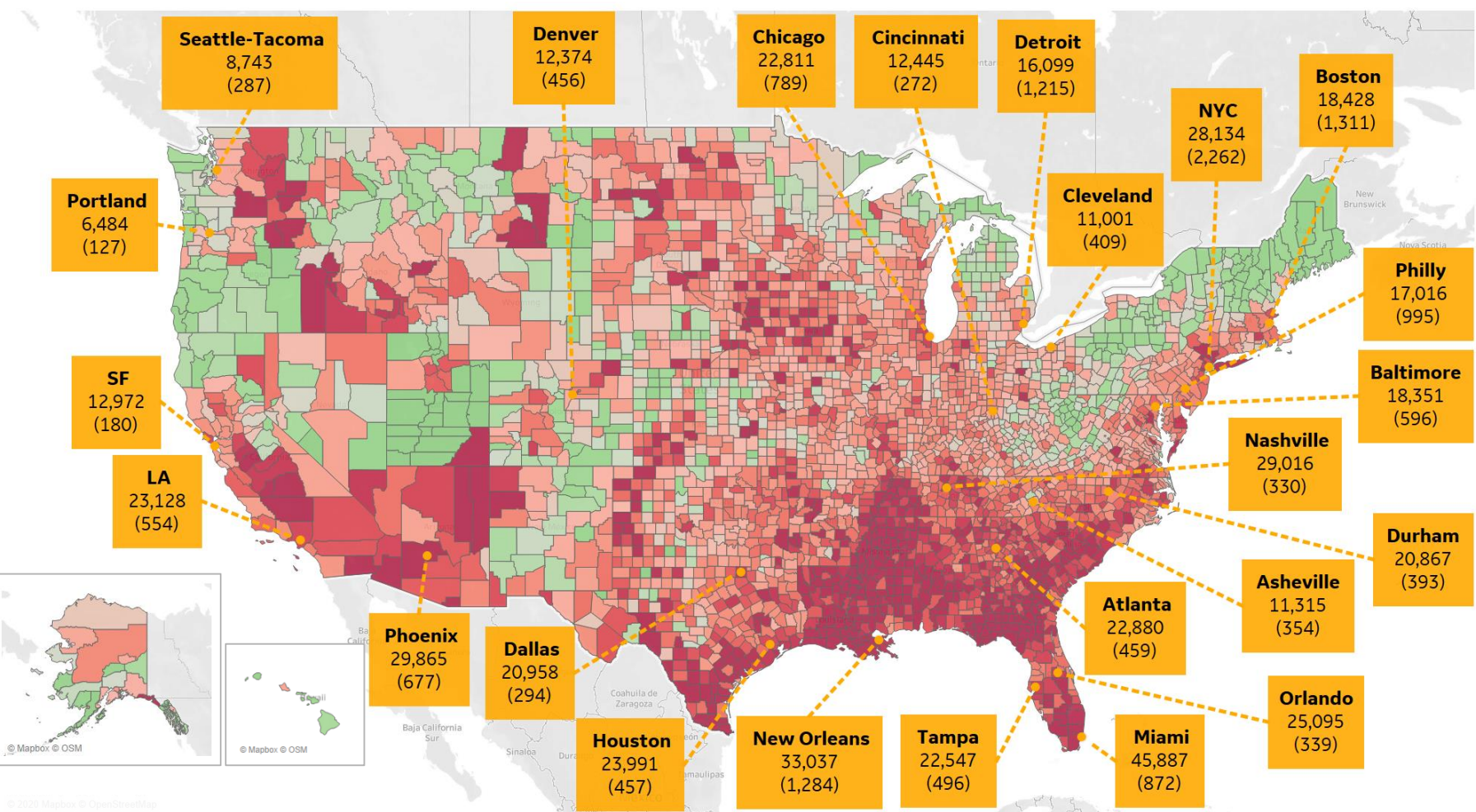
	Today	Change
Active Cases	284	-9%
Confirmed	26 new	+0.5%
Deaths	2 new	+0.3%
Recovered	52 new	+1%

Baja California Sur	125
Distrito Federal	125
San Luis Potosí	69
Nuevo León	65
Yucatán	62
Guanajuato	61
Coahuila	58
Tabasco	49
Tamaulipas	49
Colima	48





US by County & Metro, Total to Date



Top 10 Northeast Counties

Total Confirmed Cases / 1M

Rockland County, NY	44,756
Westchester County, NY	38,833
Passaic County, NJ	37,210
Nassau County, NY	33,726
Union County, NJ	31,139
Suffolk County, NY	30,959
Hudson County, NJ	30,317
Orange County, NY	30,270
Suffolk County, MA	28,904
Providence County, RI	27,389

Top 10 Other US Counties

Total Confirmed Cases / 1M

Miami-Dade County, FL	60,472
Nueces County, TX	54,196
Cameron County, TX	51,949
Webb County, TX	45,819
Yakima County, WA	44,529
Jefferson Parish, LA	39,418
Broward County, FL	38,164
Escambia County, FL	37,356
Charleston County, SC	36,866
Davidson County, TN	36,513

Note: Includes counties ≥ 250K population

* New York City counties aggregated into one reporting area

Confirmed Cases
(Deaths)
per 1M

0 30,000 +
Scale different
from other pages



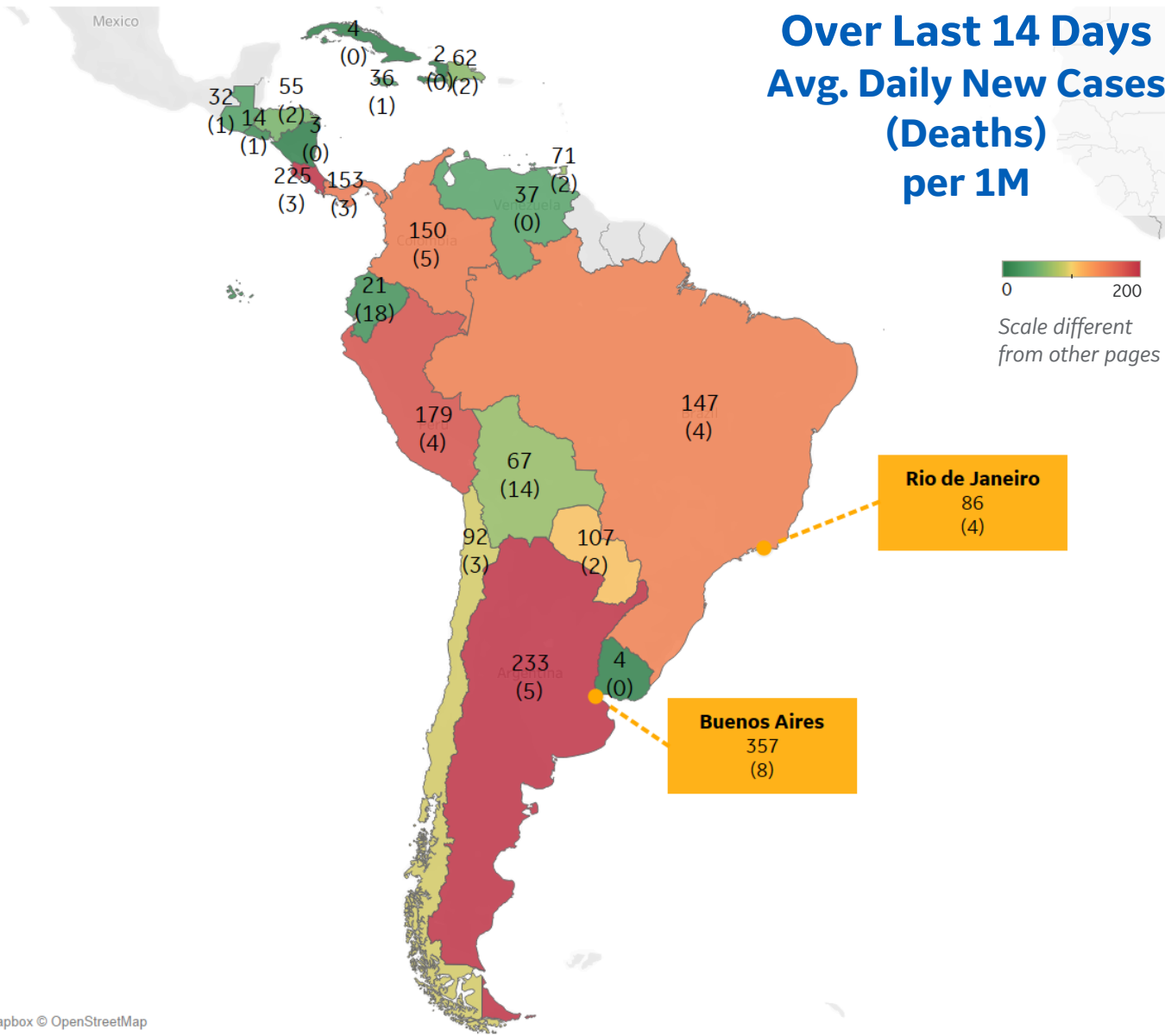
Per 1M in Region

	Today	Change
Active Cases	2,001	-3%
Confirmed	89 new	+0.6%
Deaths	3 new	+0.6%
Recovered	151 new	+1.3%

Most Daily New Cases / 1M

Argentina	233
Costa Rica	225
Peru	179
Panama	153
Colombia	150
Brazil	147
Paraguay	107
Chile	92
Trinidad and Toba..	71
Bolivia	67

* Excludes regions with population < 1M





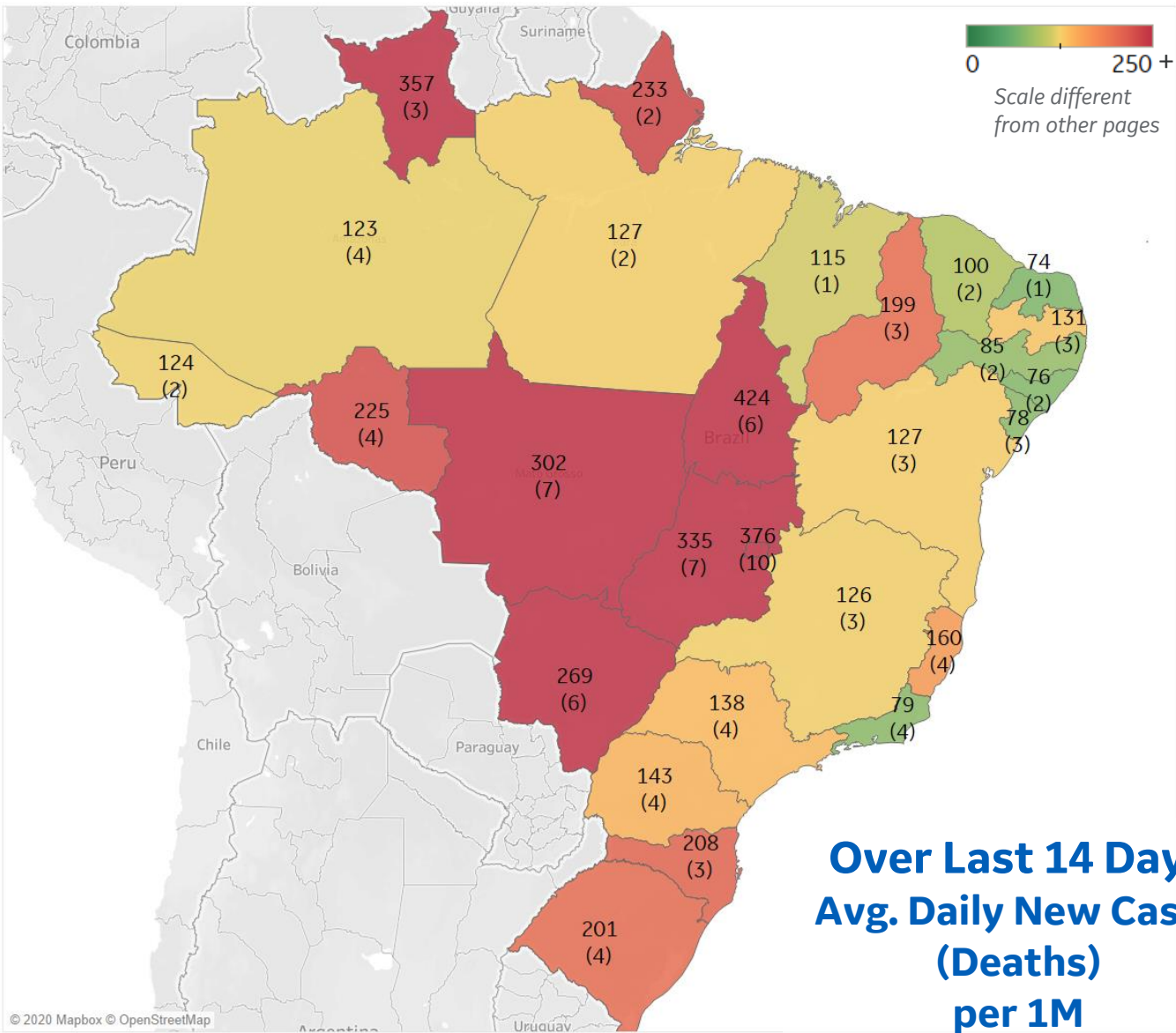
Per 1M in Region

	Today	Change
Active Cases	2,086	-7%
Confirmed	71 new	+0.3%
Deaths	2 new	+0.3%
Recovered	221 new	+1%

Most Daily New Cases / 1M

Tocantins	424
Distrito Federal	376
Goiás	335
MatoGrosso	302
MatoGrosso d..	269
Rondônia	225
Santa Catarina	208
Rio Grande do ..	201
Piauí	199
Bahia	127

* Excludes regions with population < 1M





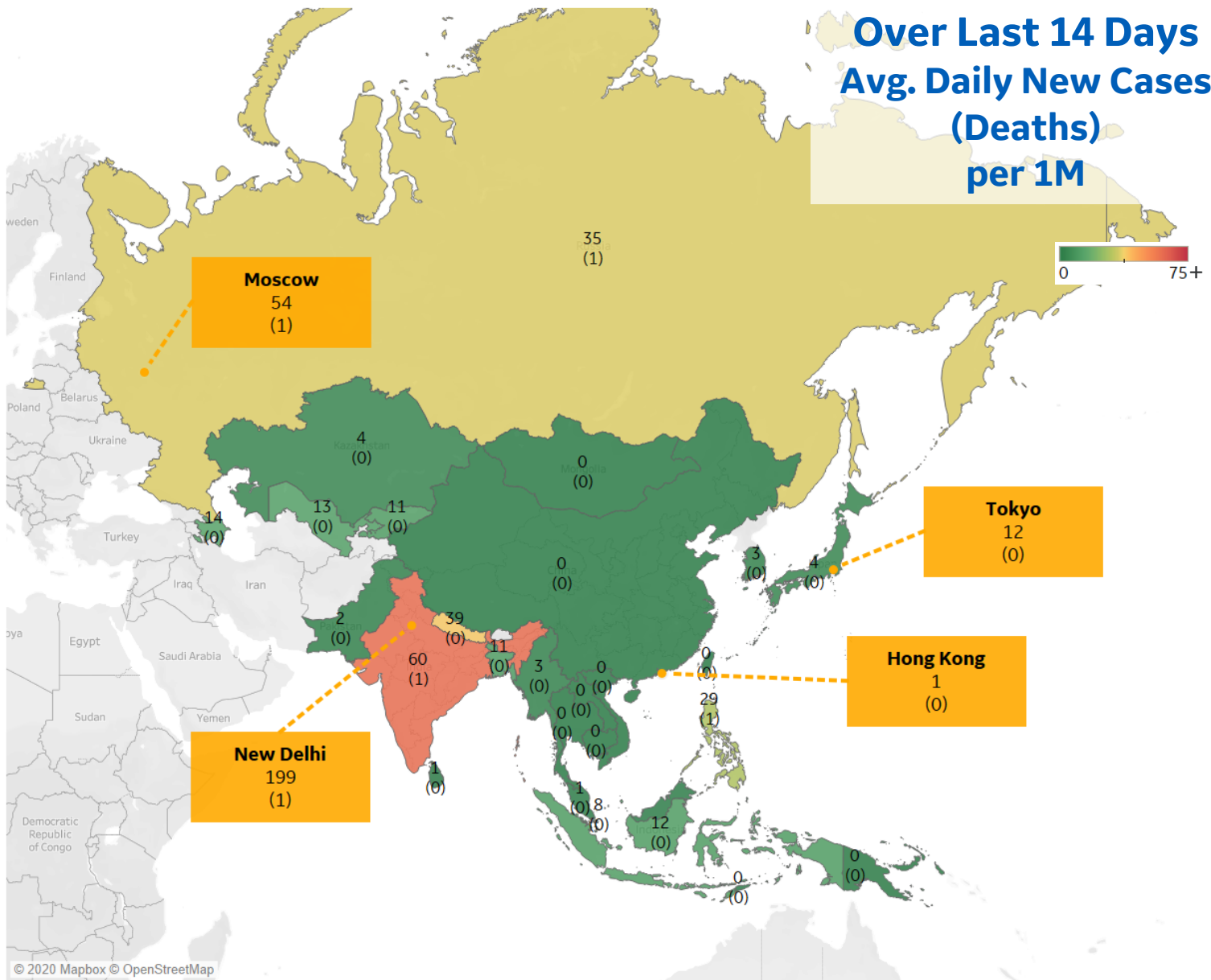
Per 1M in Region

	Today	Change
Active Cases	323	+0.4%
Confirmed	4 new	+0.2%
Deaths	0 new	+0%
Recovered	2 new	+0.1%

Most Daily New Cases / 1M

India	60
Nepal	39
Russia	35
Philippines	29
Azerbaijan	14
Uzbekistan	13
Indonesia	12
Bangladesh	11
Kyrgyzstan	11
Singapore	8

* Excludes regions with population < 1M





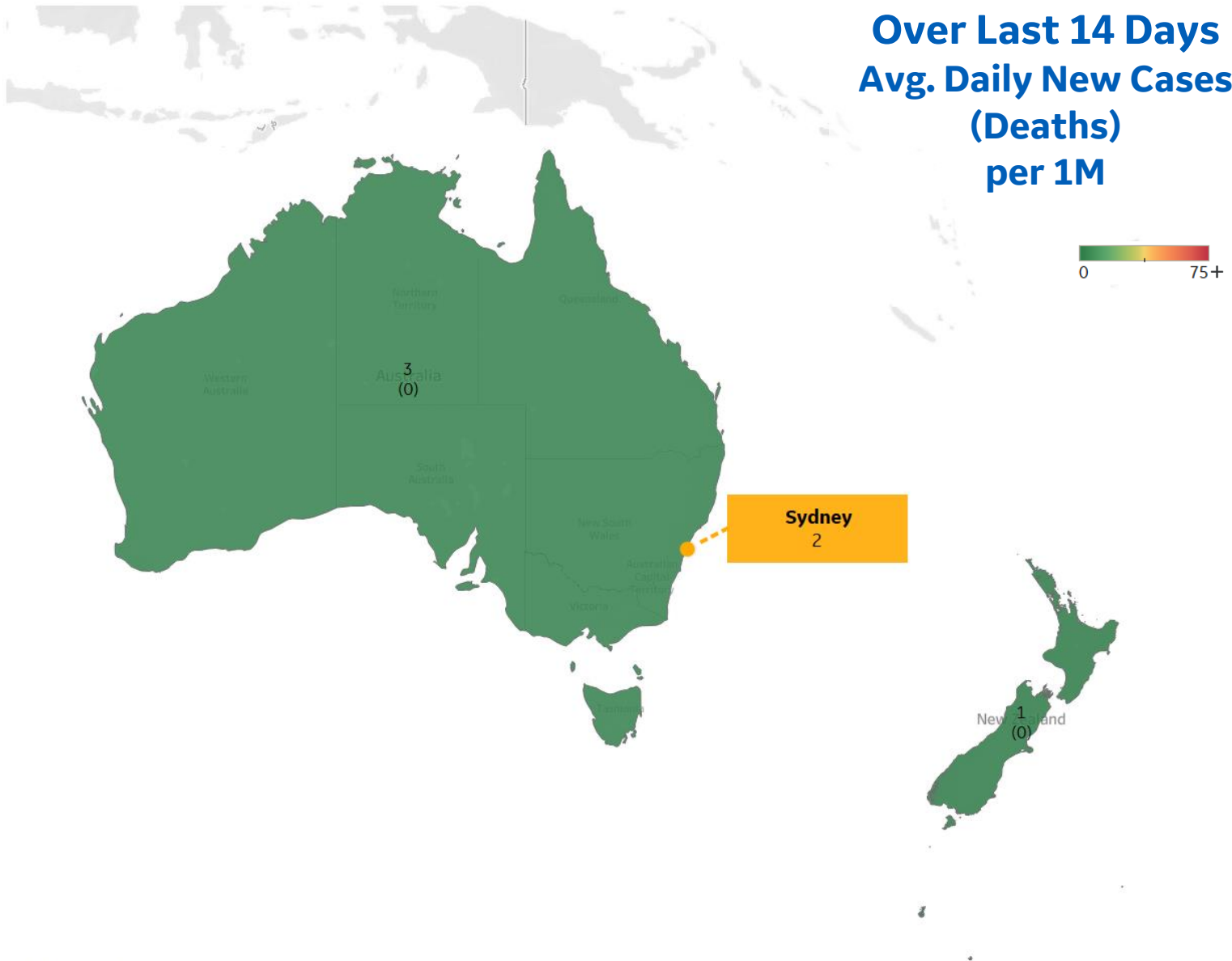
Per 1M in Region

	Today	Change
Active Cases	78	-3%
Confirmed	2 new	+0.2%
Deaths	0 new	+0%
Recovered	4 new	+0.5%

Most Daily New Cases / 1M

Australia	3
New Zealand	1

* Excludes regions with population < 1M





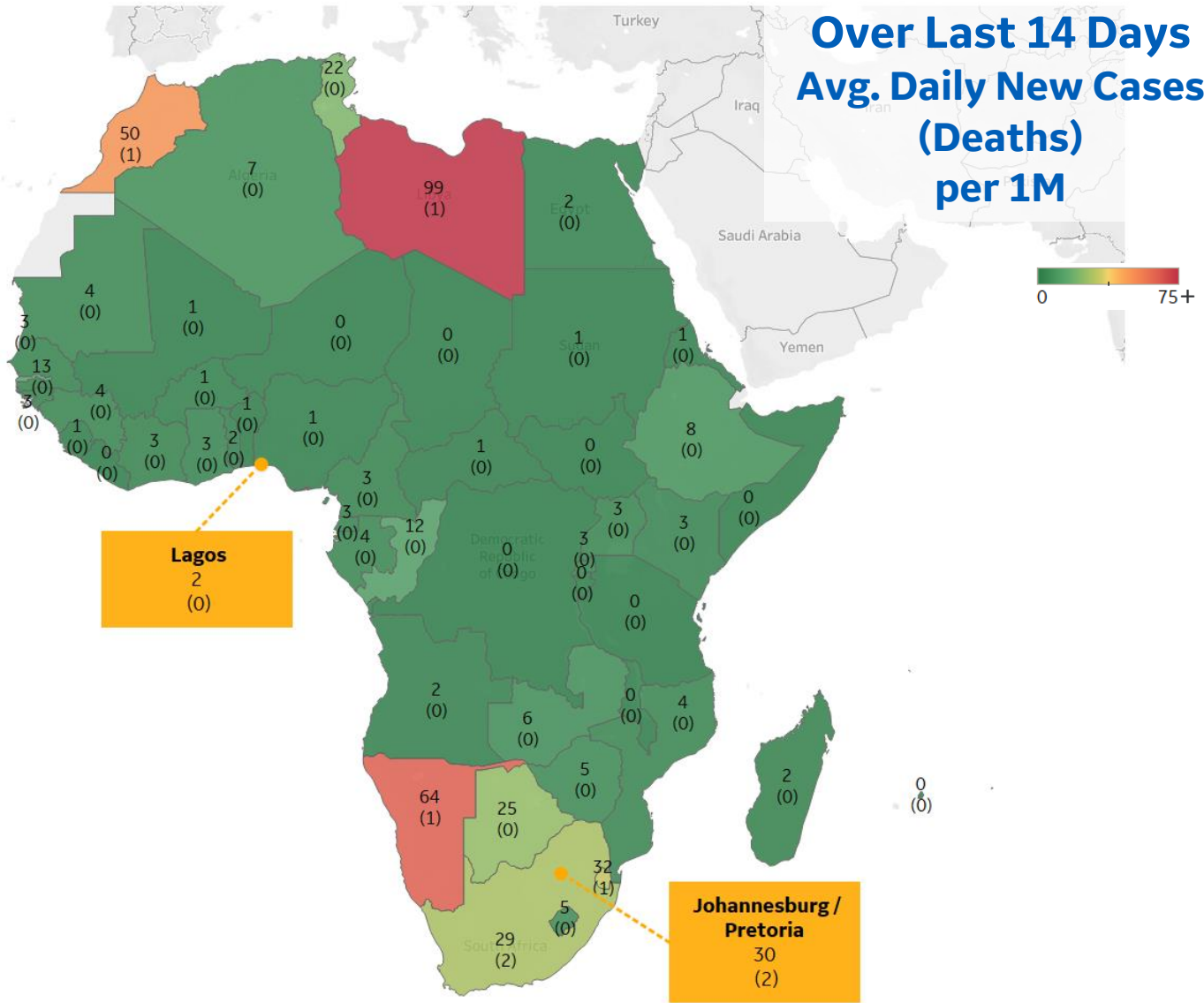
Per 1M in Region

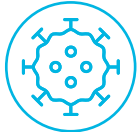
	Today	Change
Active Cases	165	+0%
Confirmed	5 new	+0.5%
Deaths	0.1 new	+1%
Recovered	5 new	+1%

Most Daily New Cases / 1M

Libya	99
Namibia	64
Morocco	50
Eswatini	32
South Africa	29
Botswana	25
Tunisia	22
Gambia	13
Congo (Brazzavil..	12
Ethiopia	8

* Excludes regions with population < 1M





Sources



*** Per 1M = Per 1 Million Population unless otherwise noted*

Johns Hopkins Coronavirus Resource Center:

<https://coronavirus.jhu.edu/map.html>

Worldometer Coronavirus Reporting:

<https://www.worldometers.info/coronavirus/>

Public Health England:

<https://www.gov.uk/government/publications/covid-19-track-coronavirus-cases>

US Department of Homeland Security, Homeland Infrastructure Foundation-Level Data:

<https://hifld-geoplatform.opendata.arcgis.com/datasets/hospitals>

City of New York, NYC Health:

<https://www1.nyc.gov/site/doh/covid/covid-19-data.page>

Chicago Coronavirus Latest Data:

<https://www.chicago.gov/city/en/sites/covid-19/home/latest-data.html>

National Health Commission of the PRC:

<http://www.nhc.gov.cn/xcs/yqtb/202003/bf66696029ba420098164607240074f8.shtml>

Korean Centers for Disease Control and Prevention:

http://www.cdc.go.kr/cdc_eng/

CDC, Severe Outcomes Among Patients with Coronavirus Disease 2019 (COVID-19):

<https://www.cdc.gov/mmwr/volumes/69/wr/mm6912e2.htm>

Italian Department of Civil Protection, COVID Monitoring:

<http://opendatadpc.maps.arcgis.com/apps/opsdashboard/index.html#/b0c68bce2cce478eaac82fe38d4138b1>

The COVID Tracking Project:

<https://covidtracking.com/data/>

UK Office for National Statistics

<https://www.ons.gov.uk/peoplepopulationandcommunity/birthsdeathsandmarriages/deaths/bulletins/deathsregisteredweeklyinenglandandwalesprovisional/weekending24april2020>

COVID-19 Information for Switzerland:

<https://www.corona-data.ch/>

Provincial Health Services Authority of Canada. BC Center for Disease Control:

<http://www.bccdc.ca/about/news-stories/stories/2020/information-on-novel-coronavirus>

Secretary of Health, Mexico:

<https://www.gob.mx/salud/en>

OECD Economic Outlooks, Statistics:

https://www.oecd-ilibrary.org/economics/data/oecd-economic-outlook-statistics-and-projections_eo-data-en

Public Health Authority of Sweden:

<https://www.folkhalsomyndigheten.se/smittykydd-beredskap/utbrott/aktuella-utbrott/covid-19/bekraftade-fall-i-sverige>

National Public Health Agency of France:

<https://www.santepubliquefrance.fr/regions/ile-de-france/documents/bulletin-regional/2020/covid-19-point-epidemiologique-en-ile-de-france-du-23-avril-2020>

Florida Department of Health, COVID-19 Response:

<https://floridahealthcovid19.gov>

CDC:

<https://www.cdc.gov/covid-data-tracker/index.html#demographics>

CDC Provisional COVID19 Deaths Counts

<https://data.cdc.gov/NCHS/Provisional-COVID-19-Death-Counts-by-Sex-Age-and-S/9bhg-hcku>

Johns Hopkins Coronavirus Resource Center:

<https://coronavirus.jhu.edu/map.html>

WHO Europe, Surveillance Report:

<http://www.euro.who.int/en/health-topics/health-emergencies/coronavirus-covid-19/weekly-surveillance-report>

WHO Europe, Principles for Transition:

<http://www.euro.who.int/en/media-centre/sections/statements/2020/statement-transition-to-a-new-normal-during-the-covid-19-pandemic-must-be-guided-by-public-health-principles>