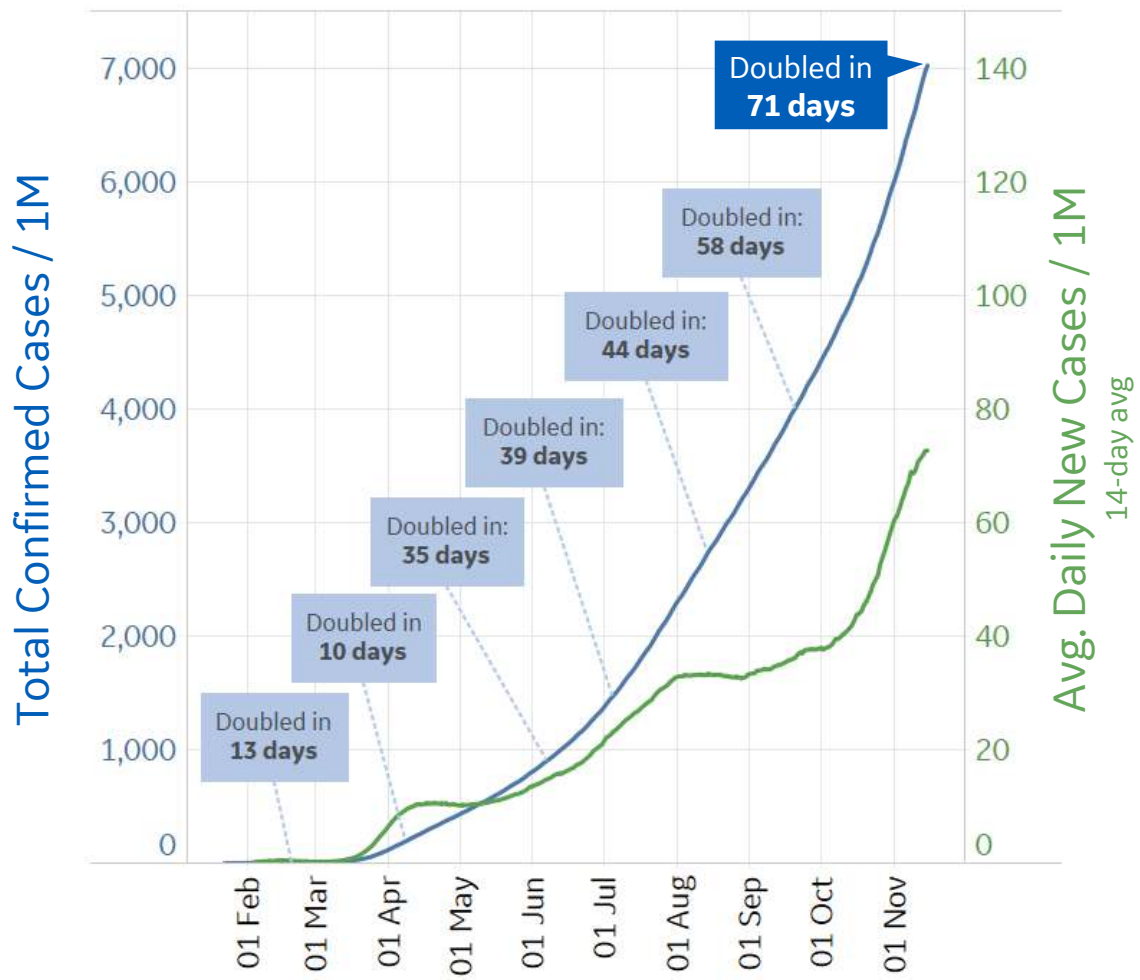




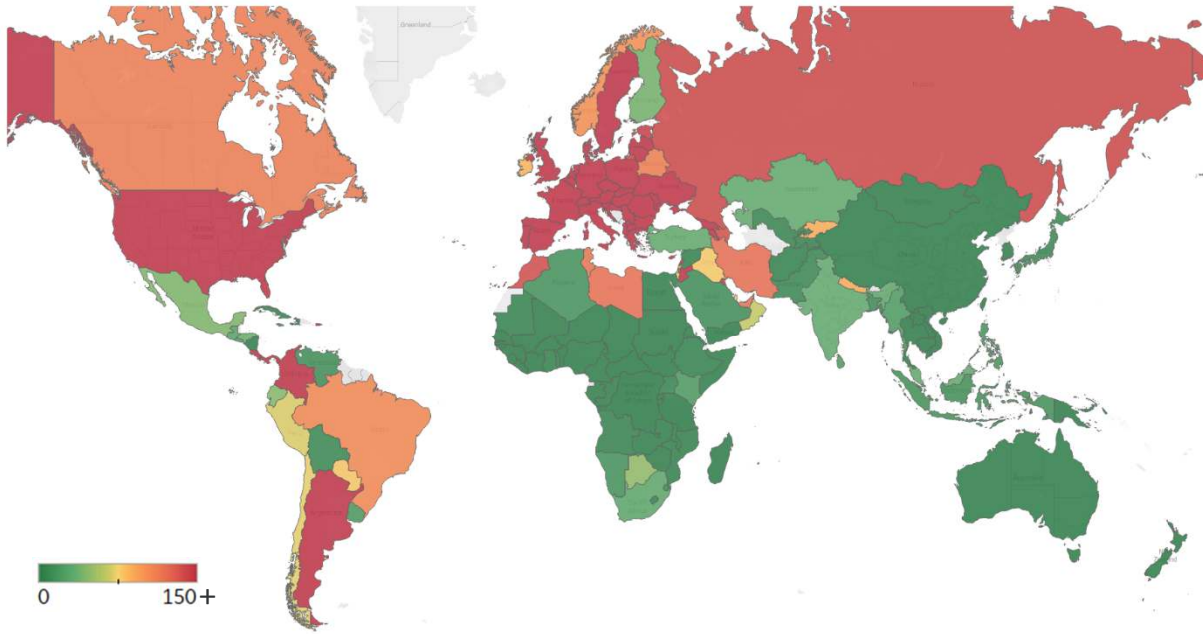
Global Confirmed & Active Cases

Trend since 22 Jan



Avg. Daily New Cases / 1M

Over the last 14 days



Per 1M:	New Today	Change from 30 days ago
Active	27	+63%
Confirmed	57	+38%
Deaths	1	+19%
Recovered	29	+29%
	To Date	Last 30 Days
Worldwide Survival Rate	97.6%	98.6%

Worldwide Survival Rate = (Confirmed - Deaths) / (Confirmed) in a given time period



New Confirmed Cases & New Deaths

Key

World

North America

Europe

Middle East

Cent & South America

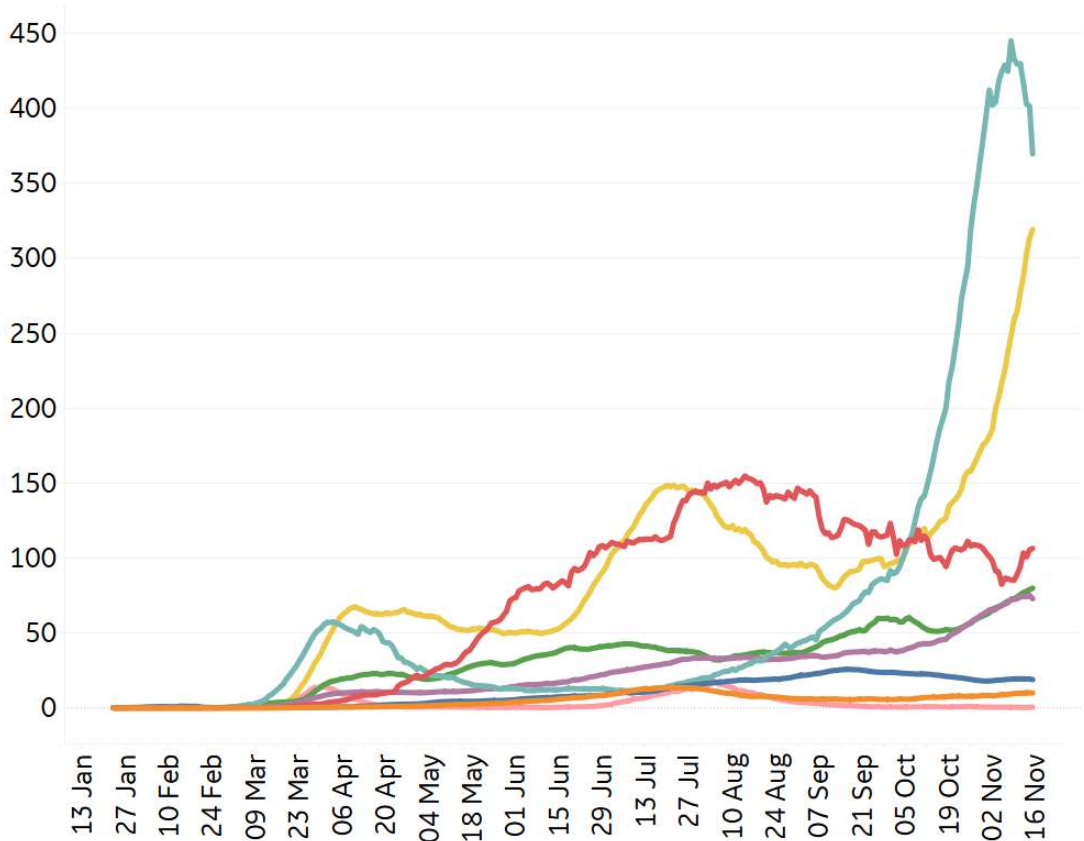
Asia

Africa

Oceania

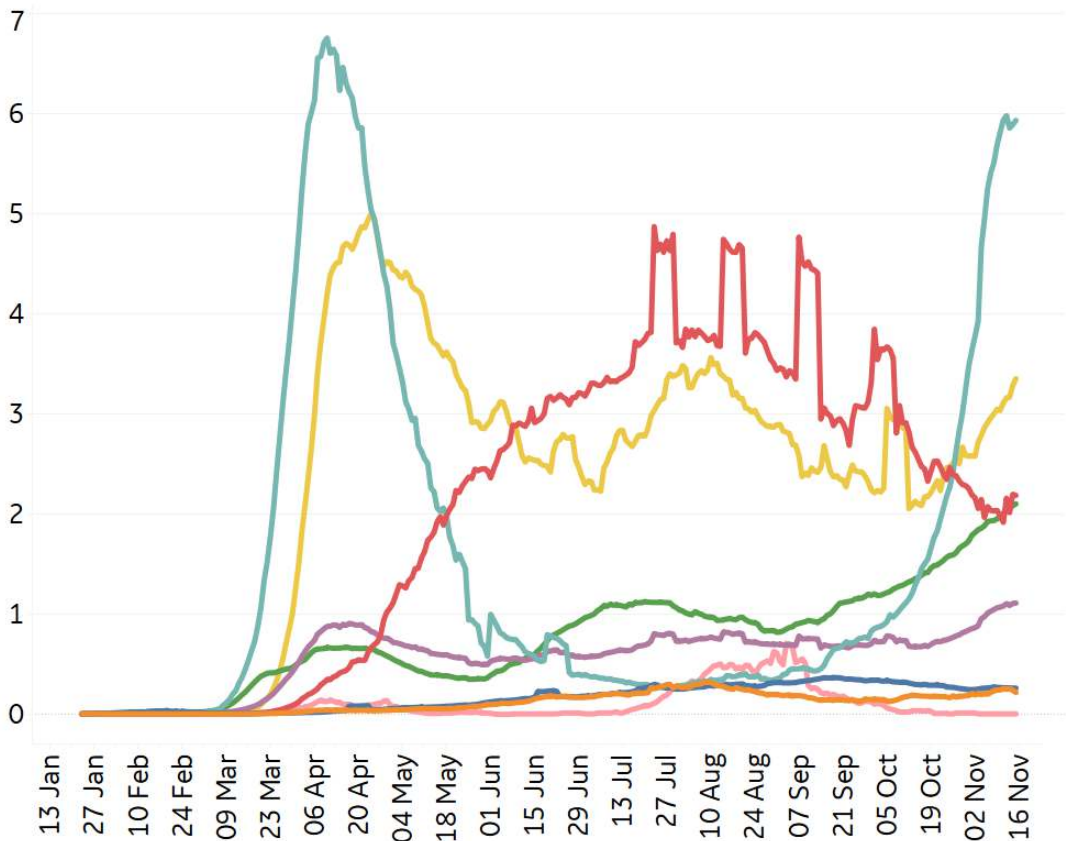
New Confirmed Cases / 1M

7-day rolling average



New Deaths / 1M

7-day rolling average





Top 50 Countries: Per 1M



1 - 25

	Average over last 7 days		Total Since 22 Jan			Change from 14d Ago in 14 day avg of daily new	
	New Confirmed	New Deaths	Total Confirmed	Total Recovered	Total Deaths	Confirmed	Deaths
Belgium	433	17	46,243	N/A**	1,244	-57%	103%
Peru	65	2	28,354	26,034	1,067	-12%	-9%
Spain	396	6	31,197	3,216	872	10%	133%
Argentina	216	6	28,996	24,982	784	-26%	-12%
Brazil	134	2	27,583	24,838	780	-1%	-11%
Chile	73	2	27,792	26,506	775	-3%	-7%
UK	374	6	20,223	N/A**	766	7%	70%
Italy	575	9	19,492	6,960	748	59%	180%
US	449	3	33,344	12,613	744	73%	28%
Colombia	154	3	23,559	21,716	669	-7%	-1%
Panama	236	2	33,989	29,056	666	28%	18%
France	176	5	29,349	2,141	653	-22%	49%
North Macedo..	500	12	22,584	13,134	626	66%	77%
Sweden	437	2	17,561	N/A**	610	151%	197%
Armenia	526	10	39,597	25,305	595	-9%	42%
Czechia	604	18	42,965	30,564	580	-29%	38%
Bos. and Herz.	415	17	21,932	10,853	576	18%	143%
Moldova	246	4	22,132	17,554	501	33%	1%
Netherlands	318	4	26,552	376	500	-33%	54%
EU	378	6	20,802	6,015	480	13%	101%
Romania	420	8	18,728	12,675	464	71%	56%
Kosovo	479	7	15,779	9,378	445	302%	476%
Ireland	73	1	13,752	4,732	401	-51%	2%
Switzerland	746	10	29,711	16,292	389	29%	414%
Slovenia	679	17	26,476	16,770	383	-14%	148%

26 - 50

	Average over last 7 days		Total Since 22 Jan			Change from 14d Ago in 14 day avg of daily new	
	New Confirmed	New Deaths	Total Confirmed	Total Recovered	Total Deaths	Confirmed	Deaths
South Africa	33	1	12,663	11,693	341	5%	-12%
Portugal	532	7	21,311	12,265	332	64%	131%
Hungary	464	10	14,592	3,271	321	88%	89%
Israel	74	1	37,403	36,206	316	-26%	-48%
Bulgaria	475	10	14,140	4,228	307	80%	167%
Costa Rica	192	2	24,189	14,790	303	-8%	-20%
Iraq	73	1	12,907	11,114	290	-10%	-1%
Poland	629	9	18,838	7,789	273	63%	107%
Oman	63	1	23,575	21,755	262	-19%	-37%
Croatia	590	9	20,512	16,133	256	26%	145%
Ukraine	252	4	12,611	5,759	226	44%	36%
Russia	147	3	13,089	9,796	225	22%	22%
Dom. Rep.	47	0	12,327	10,138	211	7%	-28%
Austria	806	7	22,646	13,954	203	109%	195%
Bahrain	105	0	49,779	48,466	196	-31%	-38%
Kuwait	171	1	32,043	29,875	196	-1%	-31%
Georgia	785	8	19,974	15,557	176	68%	85%
Jordan	481	8	14,082	987	174	77%	74%
West Bank an..	152	2	13,795	11,894	124	30%	-6%
Lebanon	234	2	15,447	8,852	120	12%	41%
Lithuania	528	4	12,768	2,848	102	132%	109%
Slovakia	295	4	15,892	5,590	93	-11%	122%
Qatar	78	0	47,130	46,089	81	-7%	-75%
UAE	118	0	15,201	14,484	54	-10%	3%
Total World	73	1	7,018	4,512	170	20%	34%

*Change from 14d ago:
Compares 14d-avgs. of Daily New Cases/Deaths
today with 14d-avgs. from 14d ago

In the past 14 days, confirmed cases in **Armenia** increased 31% (+9,288 cases per 1M)

Sorted by Total Deaths / 1M
Top 50 countries selected by Cases / 1M
Excluded countries with population < 1M

N/A** due to inconsistent reporting of Recovered Cases



Top 50 Countries: Raw Volume

Updated 16 Nov 2020, 3:30 GMT

4

1 - 25	Average over last 7 days		Total Since 22 Jan			Change from 14d Ago [*] in 14 day avg of daily new	
	New Confirmed	New Deaths	Total Confirmed	Total Recovered	Total Deaths	Confirmed	Deaths
US	148,725	1,103	11,036,935	4,174,884	246,214	73%	28%
EU	168,101	2,741	9,262,047	2,678,277	213,641	13%	101%
Brazil	28,425	486	5,863,093	5,279,452	165,798	-1%	-11%
India	41,639	494	8,845,127	8,249,579	130,070	-9%	-7%
Mexico	5,528	502	1,006,522	750,190	98,542	-1%	16%
UK	25,362	413	1,372,884	N/A**	52,026	7%	70%
Italy	34,775	548	1,178,529	420,810	45,229	59%	180%
France	11,504	302	1,915,713	139,760	42,601	-22%	49%
Iran	11,369	457	762,068	558,818	41,493	57%	26%
Spain	18,537	277	1,458,591	150,376	40,769	10%	133%
Argentina	9,758	268	1,310,491	1,129,102	35,436	-26%	-12%
Peru	2,127	51	934,899	858,388	35,177	-12%	-9%
Colombia	7,837	177	1,198,746	1,104,956	34,031	-7%	-1%
Russia	21,390	370	1,910,149	1,429,565	32,885	22%	22%
South Africa	1,964	62	751,024	693,467	20,241	5%	-12%
Indonesia	4,200	85	467,113	391,991	15,211	7%	-11%
Chile	1,388	39	531,273	506,700	14,819	-3%	-7%
Belgium	5,021	195	535,939	N/A**	14,421	-57%	103%
Ecuador	770	25	180,295	160,639	13,008	-30%	9%
Germany	17,189	172	802,946	505,714	12,573	47%	188%
Iraq	2,943	49	519,152	447,039	11,670	-10%	-1%
Turkey	2,860	89	414,278	353,663	11,507	23%	15%
Canada	4,608	61	299,422	240,434	11,001	54%	86%
Poland	23,792	354	712,972	294,783	10,348	63%	107%
Ukraine	11,041	173	551,533	251,864	9,904	44%	36%

26 - 50	Average over last 7 days		Total Since 22 Jan			Change from 14d Ago [*] in 14 day avg of daily new	
	New Confirmed	New Deaths	Total Confirmed	Total Recovered	Total Deaths	Confirmed	Deaths
Romania	8,076	150	360,281	243,832	8,926	71%	56%
Bolivia	110	8	143,246	117,137	8,849	-31%	-53%
Netherlands	5,451	70	454,961	6,448	8,559	-33%	54%
Philippines	1,635	42	407,838	374,329	7,832	-7%	1%
Pakistan	2,028	26	359,032	323,824	7,160	106%	85%
Czechia	6,470	193	460,116	327,306	6,208	-29%	38%
Bangladesh	1,728	18	432,333	349,542	6,194	12%	-10%
Sweden	4,413	20	177,355	N/A**	6,164	151%	197%
Saudi Arabia	380	17	353,255	340,304	5,657	3%	1%
Morocco	5,199	72	293,177	238,598	4,779	44%	22%
Portugal	5,425	69	217,301	125,066	3,381	64%	131%
Switzerland	6,460	85	257,135	141,000	3,369	29%	414%
Hungary	4,478	94	140,961	31,599	3,097	88%	89%
Panama	1,018	11	146,653	125,370	2,873	28%	18%
Israel	643	8	323,741	313,380	2,732	-26%	-48%
Dom. Rep.	506	3	133,724	109,981	2,285	7%	-28%
Kazakhstan	611	6	121,051	109,944	1,899	144%	30%
Austria	7,258	60	203,956	125,674	1,829	109%	195%
Jordan	4,908	77	143,678	10,067	1,772	77%	74%
Costa Rica	980	12	123,223	75,341	1,546	-8%	-20%
Nepal	2,189	16	209,776	173,430	1,221	-12%	18%
Kuwait	728	4	136,840	127,585	838	-1%	-31%
UAE	1,172	2	150,345	143,252	530	-10%	3%
Qatar	226	0	135,785	132,784	234	-7%	-75%
Total World	563,881	8,577	54,370,186	34,955,148	1,317,139	20%	34%

^{*}Change from 14d ago:
Compares 14d-avgs. of Daily New Cases/Deaths
today with 14d-avgs. from 14d ago

As of today, there have been 11 million confirmed cases in the **US**

Sorted by Raw Total Deaths
Top 50 countries selected by Total Cases
Excluded countries with population < 1M

N/A** due to inconsistent reporting of Recovered Cases



United States: Per 1M



1 - 25

	Average over last 7 days		Total Since 22 Jan			Change from 14d Ago* in 14 day avg of daily new	
	New Confirmed	New Deaths	Total Confirmed	Total Recovered	Total Deaths	Confirmed	Deaths
New Jersey	397	2	31,442	4,446	1,865	98%	48%
New York	229	1	28,797	4,204	1,749	98%	57%
Massachusetts	350	4	27,316	19,938	1,499	78%	14%
Connecticut	422	3	24,863	2,749	1,329	108%	64%
Louisiana	431	3	43,448	37,882	1,317	147%	11%
Mississippi	366	5	45,128	37,441	1,190	32%	10%
Rhode Island	694	4	39,202	2,913	1,184	67%	8%
North Dakota	1,779	18	83,715	68,152	966	44%	61%
DC	198	1	26,889	20,095	935	61%	180%
Illinois	965	7	45,267	N/A	881	98%	81%
Arizona	317	3	37,841	6,237	866	71%	113%
Georgia	255	4	40,028	N/A	844	194%	185%
Michigan	668	6	27,615	13,904	839	116%	89%
Florida	275	3	41,215	N/A	816	48%	-11%
S. Carolina	272	2	37,972	19,692	799	25%	-38%
Delaware	323	3	29,579	15,268	756	81%	-42%
Indiana	875	6	37,372	21,818	729	101%	28%
South Dakota	1,611	17	73,905	51,293	728	28%	82%
Pennsylvania	376	3	20,989	13,910	726	96%	44%
Arkansas	529	5	44,085	37,879	723	43%	-11%
Maryland	282	2	27,446	1,385	712	89%	30%
Texas	339	4	36,548	30,066	690	48%	45%
Alabama	412	5	44,425	17,955	662	12%	49%
Iowa	1,428	7	59,052	34,195	630	134%	27%
Nevada	471	3	39,018	844	620	67%	91%

26 - 51

	Average over last 7 days		Total Since 22 Jan			Change from 14d Ago* in 14 day avg of daily new	
	New Confirmed	New Deaths	Total Confirmed	Total Recovered	Total Deaths	Confirmed	Deaths
New Mexico	635	7	30,618	11,822	579	62%	105%
Tennessee	608	6	45,531	39,550	570	51%	22%
Missouri	737	5	39,844	N/A	552	91%	-22%
Minnesota	1,082	6	39,645	30,653	525	162%	79%
Ohio	585	3	25,502	17,361	490	113%	78%
Montana	1,000	9	44,123	25,704	487	28%	7%
Wisconsin	1,178	11	56,664	41,233	472	41%	49%
California	215	1	26,121	N/A	462	60%	-15%
N. Carolina	257	3	29,770	24,954	458	16%	-6%
Virginia	164	2	23,661	2,607	445	20%	-35%
Colorado	805	4	28,377	1,655	442	117%	130%
Idaho	742	6	46,022	19,488	425	43%	26%
Kansas	192	4	40,354	1,016	406	111%	-4%
Nebraska	1,048	6	50,745	27,146	403	95%	18%
Oklahoma	645	3	38,951	31,538	386	79%	5%
Kentucky	536	3	30,796	5,446	372	38%	1%
New Hampshire	231	1	10,798	7,991	367	118%	-6%
Washington	238	2	17,077	N/A	331	115%	20%
West Virginia	419	6	18,781	12,877	325	83%	110%
Wyoming	1,280	7	38,866	21,517	249	87%	90%
Utah	944	3	47,976	32,538	224	69%	46%
Oregon	218	1	13,486	1,392	180	94%	-1%
Hawaii	82	0	11,837	8,446	157	43%	-91%
Alaska	779	3	32,553	9,793	134	24%	-6%
Maine	133	1	6,654	4,970	123	189%	1700%
Vermont	114	0	4,630	3,242	95	168%	N/A

*Change from 14d ago:
Compares 14d-avgs. of Daily New Cases/Deaths
today with 14d-avgs. from 14d ago

In the past 7 days, confirmed cases in **Wisconsin** increased 23% (+10,737 cases per 1M)

Sorted by Total Deaths / 1M

N/As due to states revising and updating case counts



United States: Raw Volume

Updated 16 Nov 2020, 3:30 GMT

6

1 - 25

	Average over last 7 days		Total Since 22 Jan			Change from 14d Ago* in 14 day avg of daily new	
	New Confirmed	New Deaths	Total Confirmed	Total Recovered	Total Deaths	Confirmed	Deaths
New York	4,452	18	560,200	81,788	34,032	98%	57%
Texas	9,832	117	1,059,753	871,784	20,002	48%	45%
California	8,483	41	1,032,095	N/A	18,262	60%	-15%
Florida	5,901	57	885,201	N/A	17,518	48%	-11%
New Jersey	3,526	20	279,274	39,489	16,566	98%	48%
Illinois	12,233	89	573,616	N/A	11,162	98%	81%
Massachusetts	2,411	26	188,275	137,422	10,329	78%	14%
Pennsylvania	4,812	41	268,696	178,070	9,290	96%	44%
Georgia	2,704	44	424,989	N/A	8,957	194%	185%
Michigan	6,674	62	275,792	138,862	8,376	116%	89%
Arizona	2,310	20	275,436	45,400	6,302	71%	113%
Louisiana	2,003	12	201,981	176,107	6,121	147%	11%
Ohio	6,833	29	298,096	202,937	5,722	113%	78%
Indiana	5,889	40	251,597	146,886	4,910	101%	28%
N. Carolina	2,699	28	312,235	261,719	4,806	16%	-6%
Connecticut	1,503	9	88,645	9,800	4,737	108%	64%
Maryland	1,705	13	165,930	8,374	4,302	89%	30%
S. Carolina	1,403	11	195,507	101,388	4,112	25%	-38%
Tennessee	4,155	43	310,937	270,091	3,893	51%	22%
Virginia	1,398	13	201,960	22,252	3,800	20%	-35%
Mississippi	1,089	14	134,309	111,430	3,543	32%	10%
Missouri	4,525	32	244,541	N/A	3,387	91%	-22%
Alabama	2,019	23	217,822	88,038	3,248	12%	49%
Minnesota	6,103	36	223,581	172,873	2,961	162%	79%
Wisconsin	6,859	63	329,924	240,075	2,751	41%	49%

26 - 51

	Average over last 7 days		Total Since 22 Jan			Change from 14d Ago* in 14 day avg of daily new	
	New Confirmed	New Deaths	Total Confirmed	Total Recovered	Total Deaths	Confirmed	Deaths
Colorado	4,633	22	163,417	9,528	2,546	117%	130%
Washington	1,816	11	130,040	N/A	2,519	115%	20%
Arkansas	1,596	14	133,040	114,312	2,183	43%	-11%
Iowa	4,505	21	186,314	107,888	1,989	134%	27%
Nevada	1,452	8	120,183	2,601	1,909	67%	91%
Kentucky	2,393	14	137,586	24,329	1,661	38%	1%
Oklahoma	2,553	13	154,128	124,793	1,528	79%	5%
Rhode Island	736	4	41,529	3,086	1,254	67%	8%
New Mexico	1,331	14	64,201	24,788	1,215	62%	105%
Kansas	558	12	117,564	2,960	1,184	111%	-4%
Nebraska	2,027	11	98,161	52,511	779	95%	18%
Oregon	919	4	56,880	5,870	761	94%	-1%
Idaho	1,326	10	82,245	34,826	759	43%	26%
North Dakota	1,356	14	63,796	51,936	736	44%	61%
Delaware	314	3	28,803	14,867	736	81%	-42%
Utah	3,027	8	153,808	104,317	718	69%	46%
DC	139	1	18,977	14,182	660	61%	180%
South Dakota	1,425	15	65,381	45,377	644	28%	82%
West Virginia	751	11	33,659	23,077	582	83%	110%
Montana	1,068	9	47,158	27,472	520	28%	7%
New Hampshire	313	1	14,682	10,866	499	118%	-6%
Hawaii	116	0	16,759	11,958	222	43%	-91%
Maine	179	2	8,944	6,681	165	189%	1700%
Wyoming	741	4	22,494	12,453	144	87%	90%
Alaska	570	2	23,814	7,164	98	24%	-6%
Vermont	71	0	2,889	2,023	59	168%	N/A

*Change from 14d ago:
Compares 14d-avgs. of Daily New Cases/Deaths
today with 14d-avgs. from 14d ago

In the past 7 days, **Illinois** saw a 18% increase in cases
and 6% increase in deaths (+85,629 cases and +624 deaths)

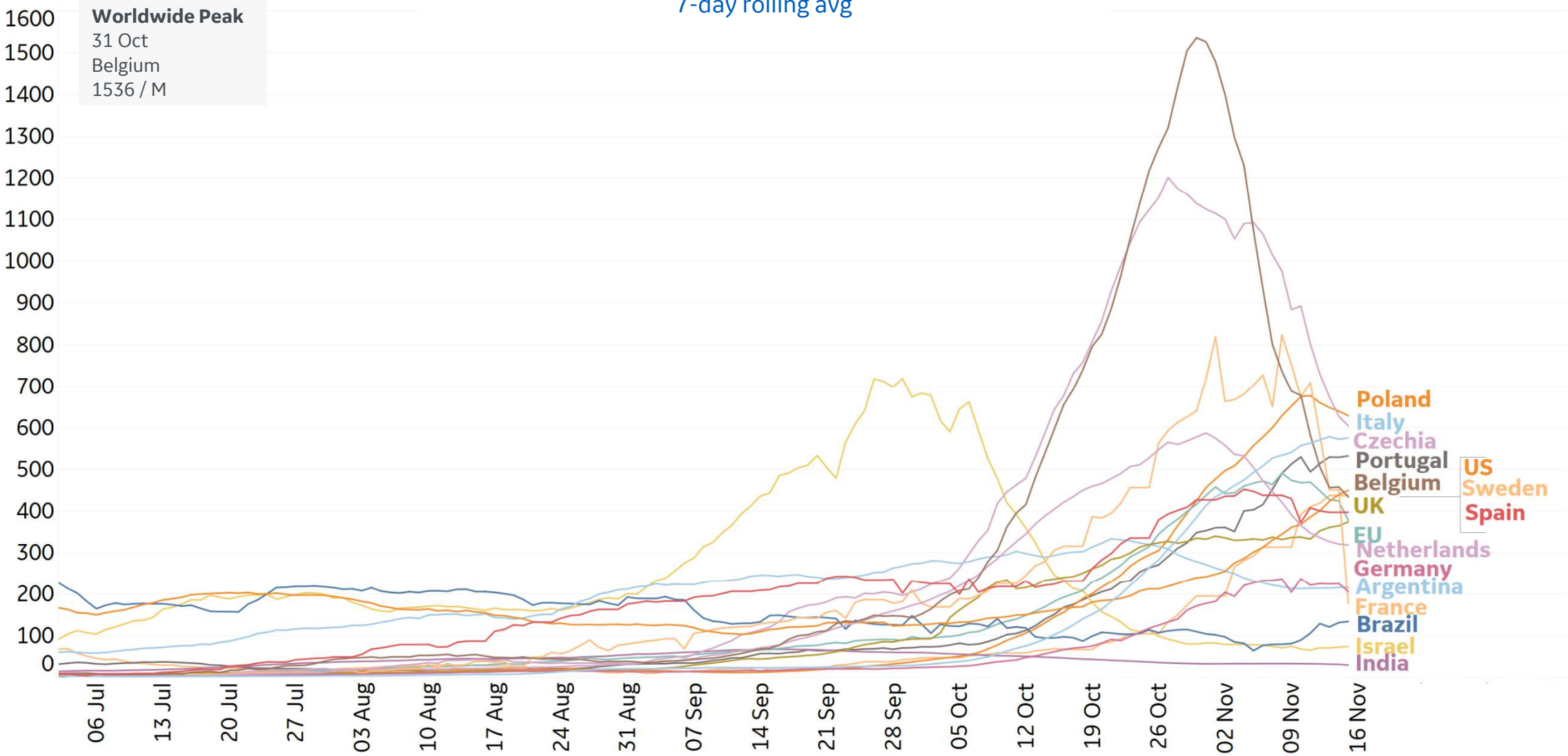
Sorted by Raw Total Deaths

N/As due to states revising and updating case counts



New Confirmed Cases in Select Countries

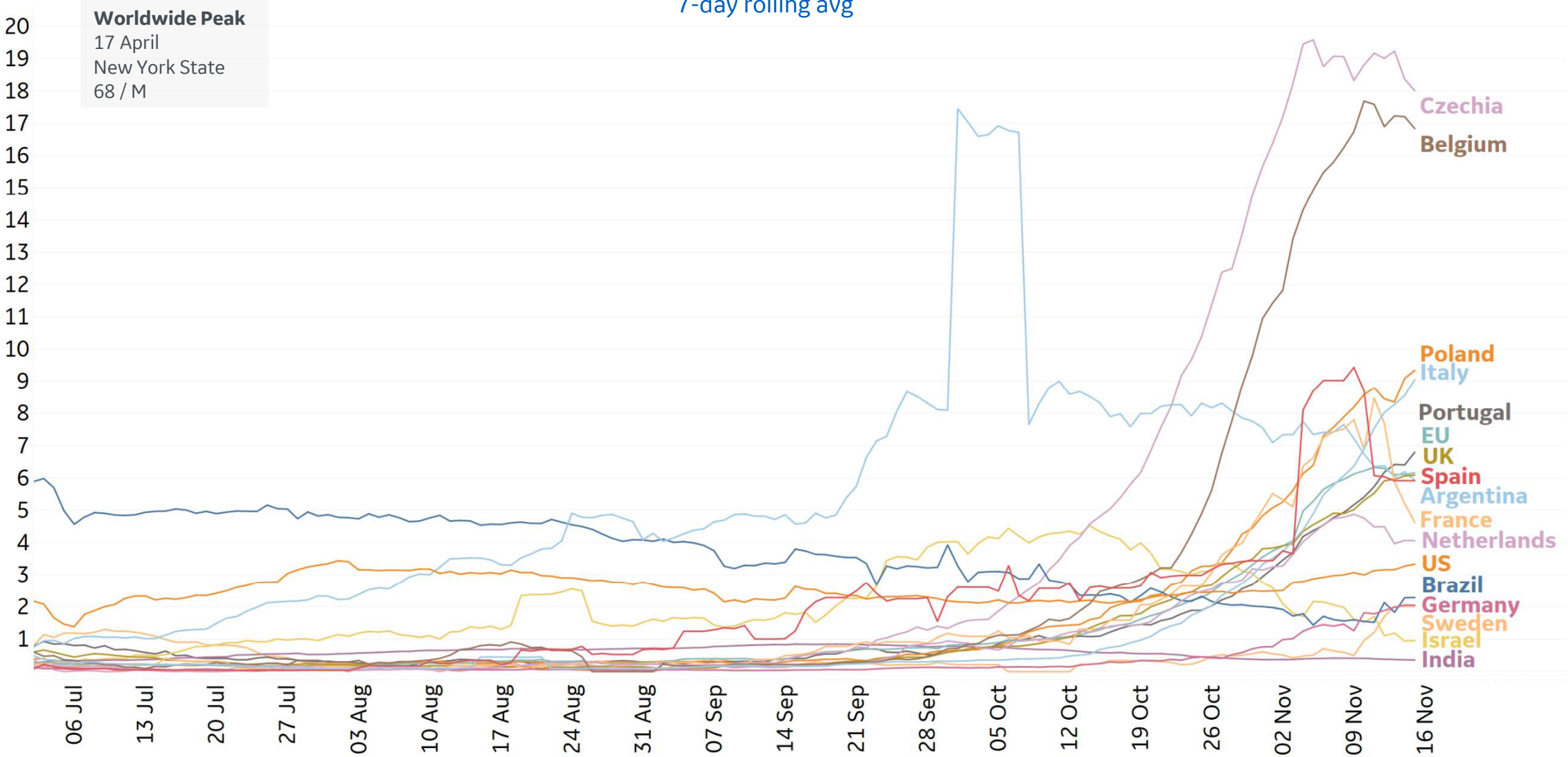
Daily New Confirmed Cases / 1M
7-day rolling avg





New Deaths in Select Countries

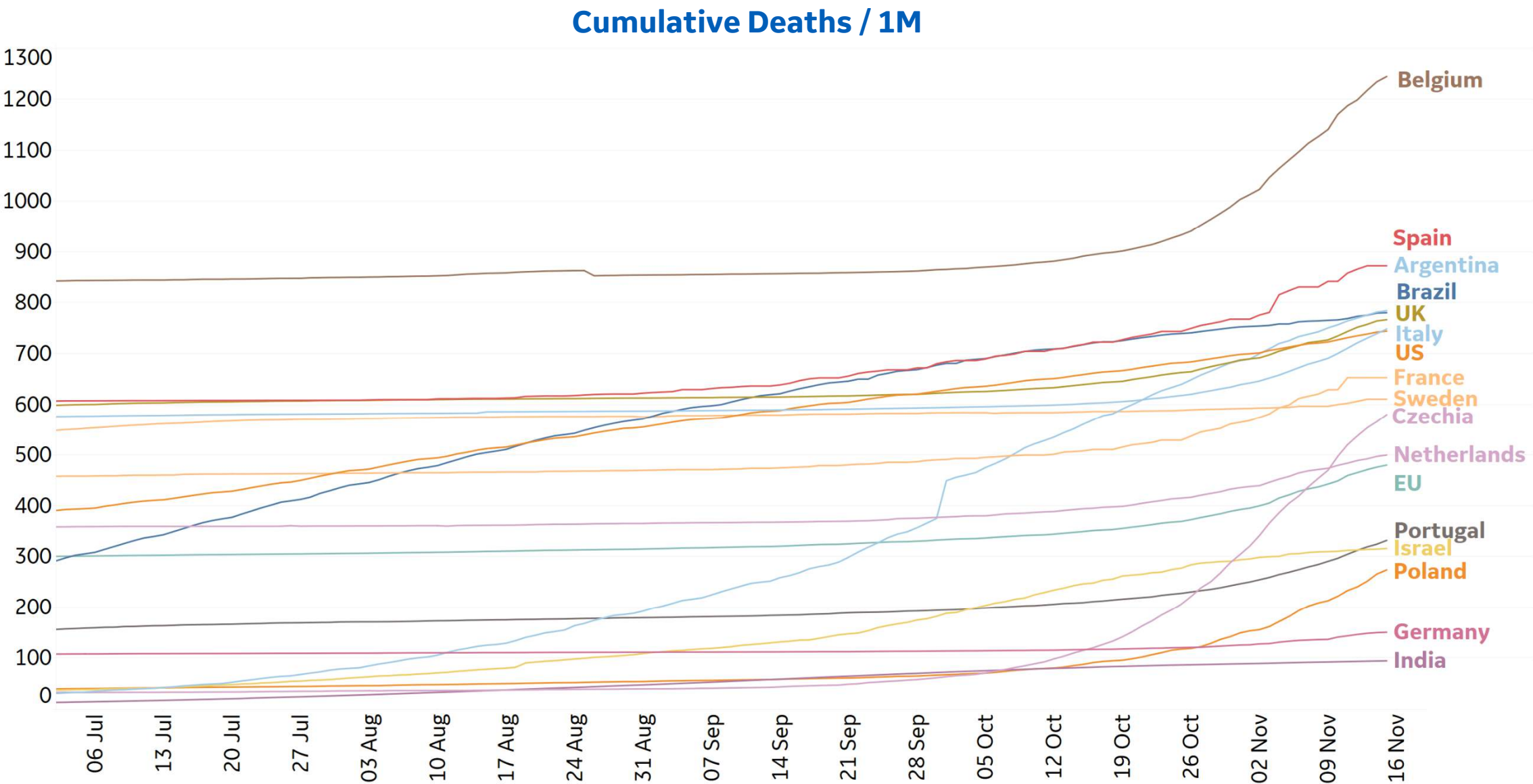
Daily New Deaths / 1M
7-day rolling avg



*Large jump in Argentina's daily new deaths due to batched reporting of previously unreported fatalities on 1 Oct

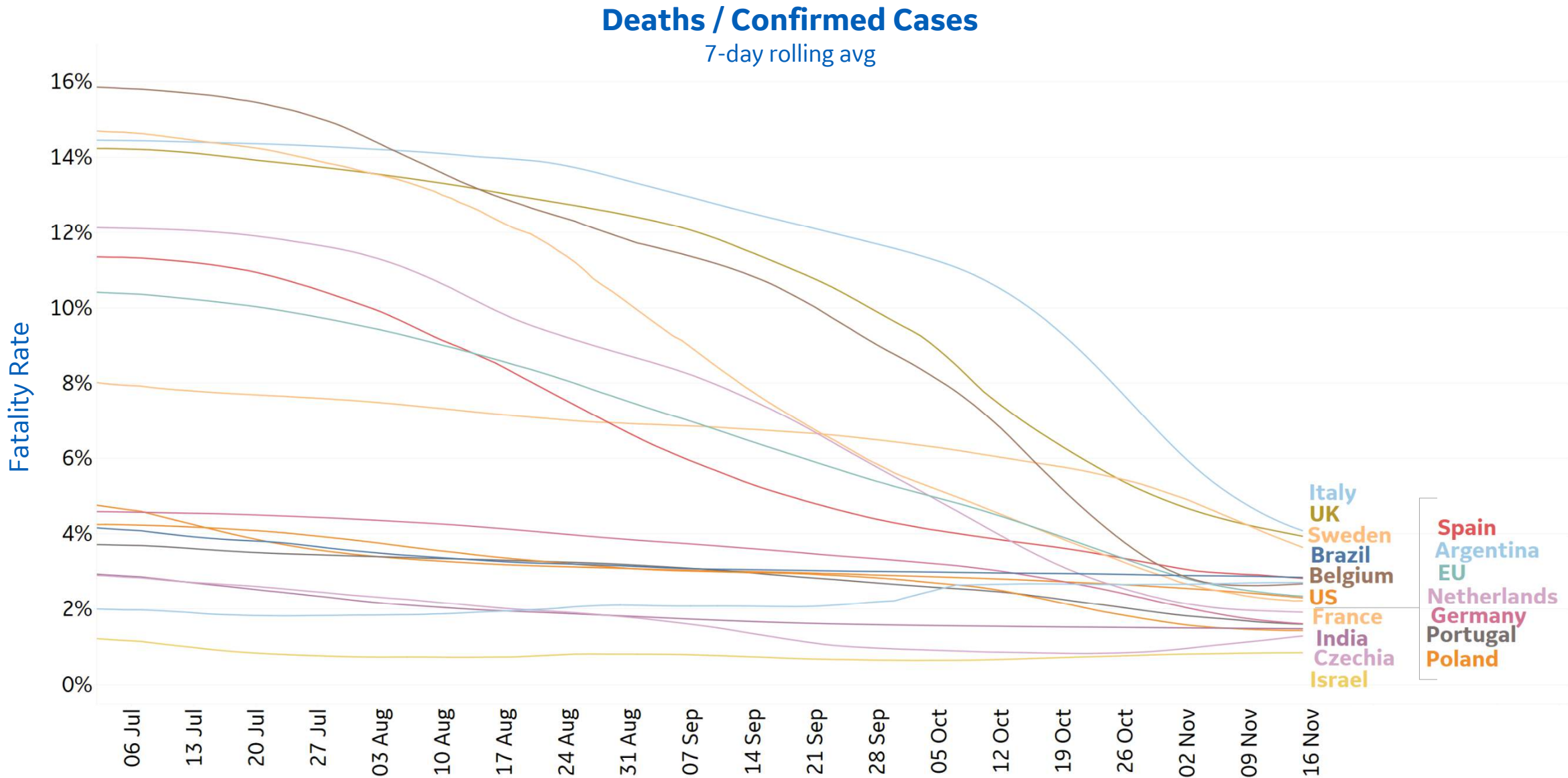


Cumulative Deaths in Select Countries





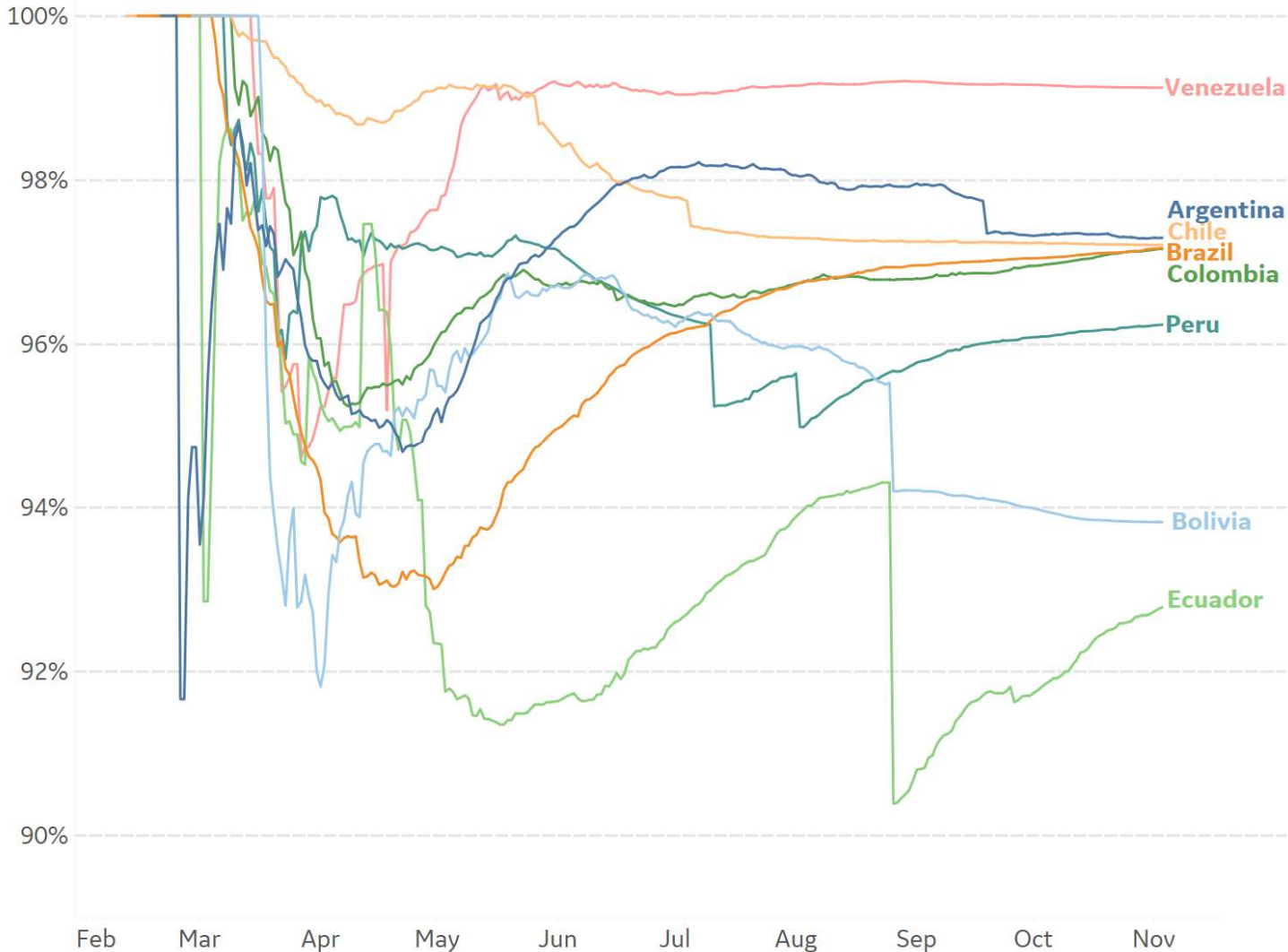
Fatality Rate in Select Countries





Feature: Survival Rates, South America

Survival Rates Over Time
Select South American countries

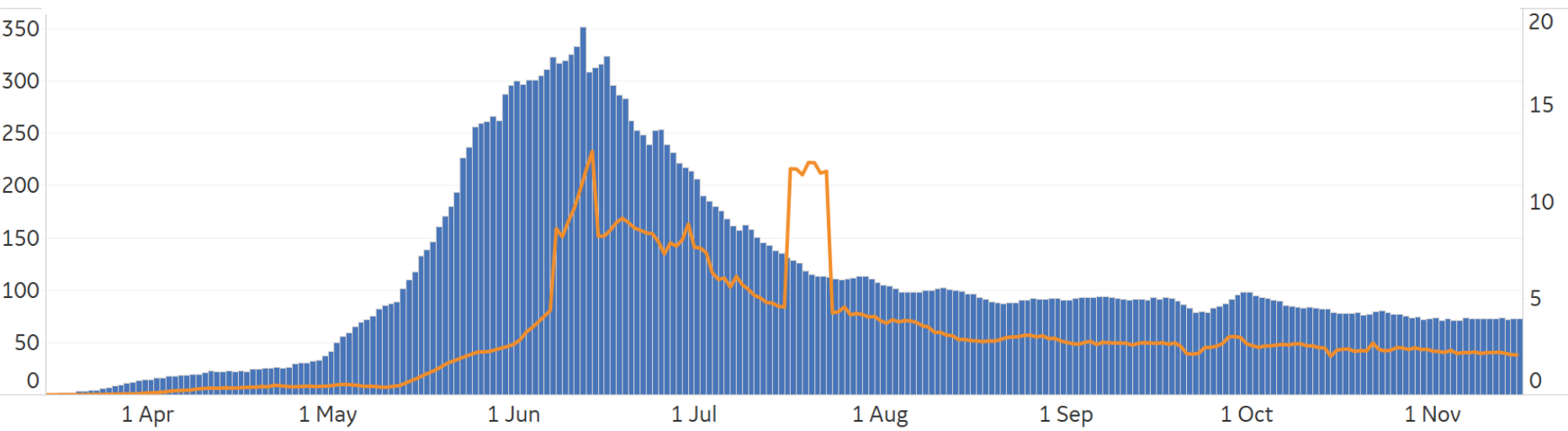


Country	Survival Rate	CFR to date	CFR last 30 days
Venezuela	99.1%	0.9%	1.1%
Argentina	97.3%	2.7%	2.8%
Chile	97.2%	2.8%	3.1%
Brazil	97.2%	2.8%	1.9%
Colombia	97.2%	2.8%	2.1%
Peru	96.2%	3.8%	2.2%
Bolivia	93.8%	6.2%	11.5%
Ecuador	92.8%	7.2%	2.4%



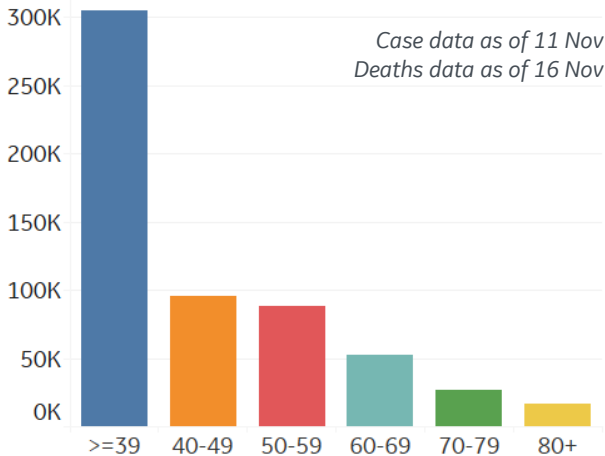
Feature: Chile

New Cases per 1M and New Deaths per 1M 7-day moving avgs.



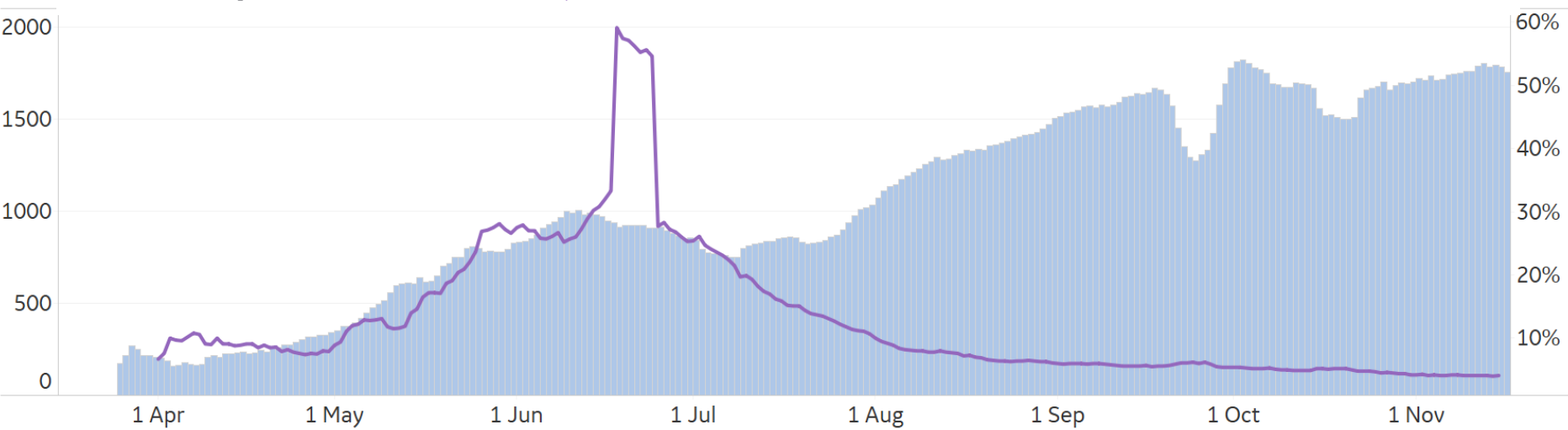
While those aged **80+** make up **2.9%** of total confirmed cases, this group accounts for **35%** of reported deaths to date

Cases by age

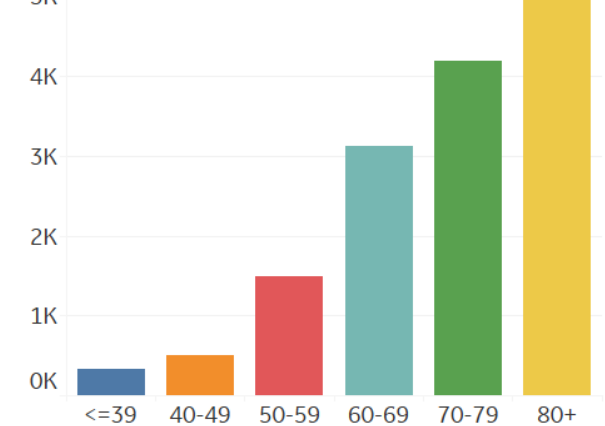


Case data as of 11 Nov
Deaths data as of 16 Nov

New Tests per 1M and Positivity Rate 7-day moving avgs.



Deaths by age





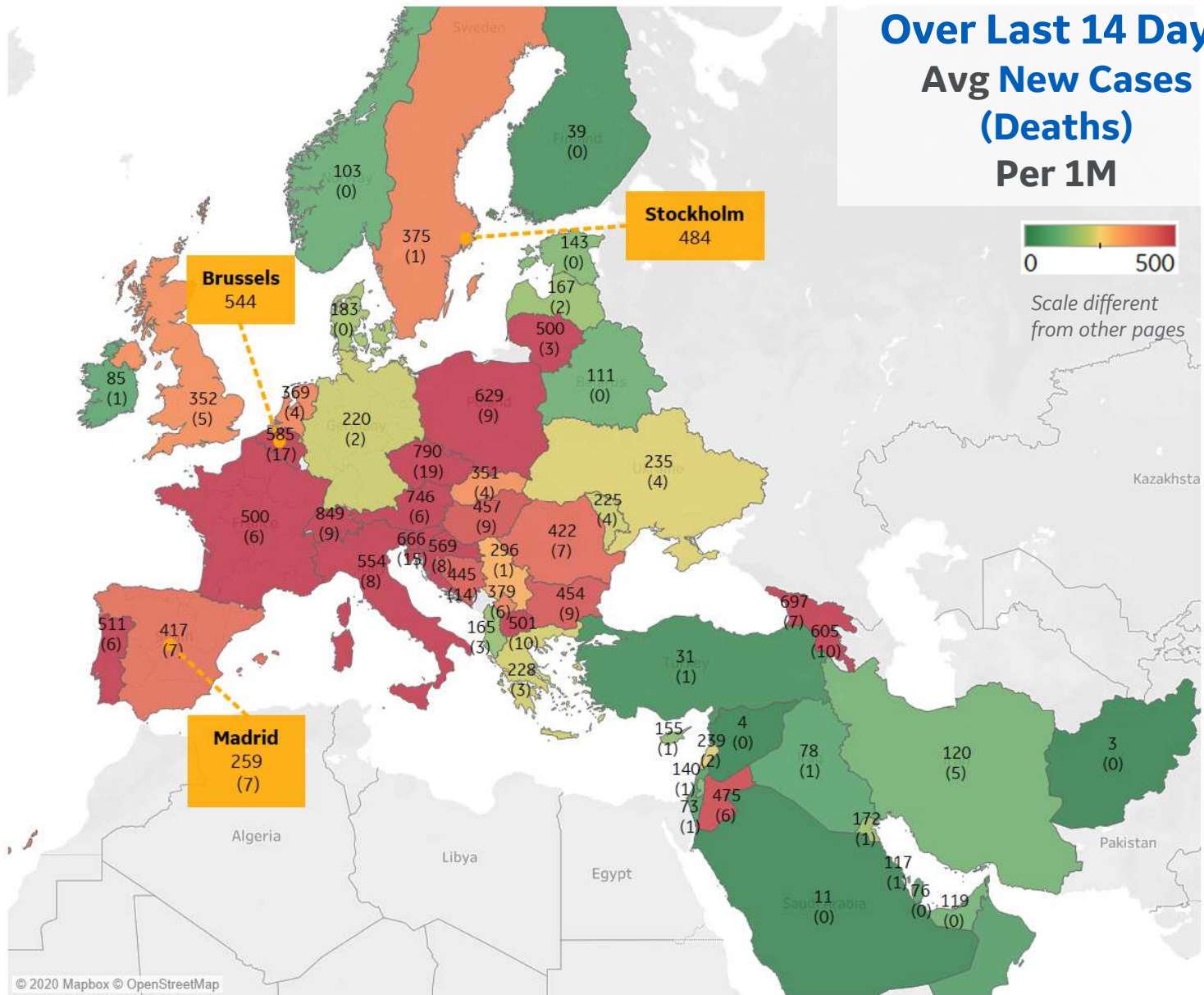
Per 1M in Region

	Today	Change
Active Cases	9,199	+1%
Confirmed	188 new	+1%
Deaths	3 new	+1%
Recovered	87 new	+1%

Most Daily New Cases / 1M

Switzerland	849
Czechia	790
Austria	746
Georgia	697
Slovenia	666
Poland	629
Armenia	605
Belgium	585
Croatia	569
Italy	554

* Excludes regions with population < 1M





Per 1M in Region

	Today	Change
Active Cases	1,224	-1%
Confirmed	25 new	+0.3%
Deaths	2 new	+0.3%
Recovered	37 new	+1%

Most Daily New Cases / 1M

Distrito Federal	157
Chihuahua	117
Durango	113
Querétaro	103
Zacatecas	93
Nuevo León	82
Aguascalientes	81
San Luis Potosí	72
Coahuila	71
Baja California Sur	71

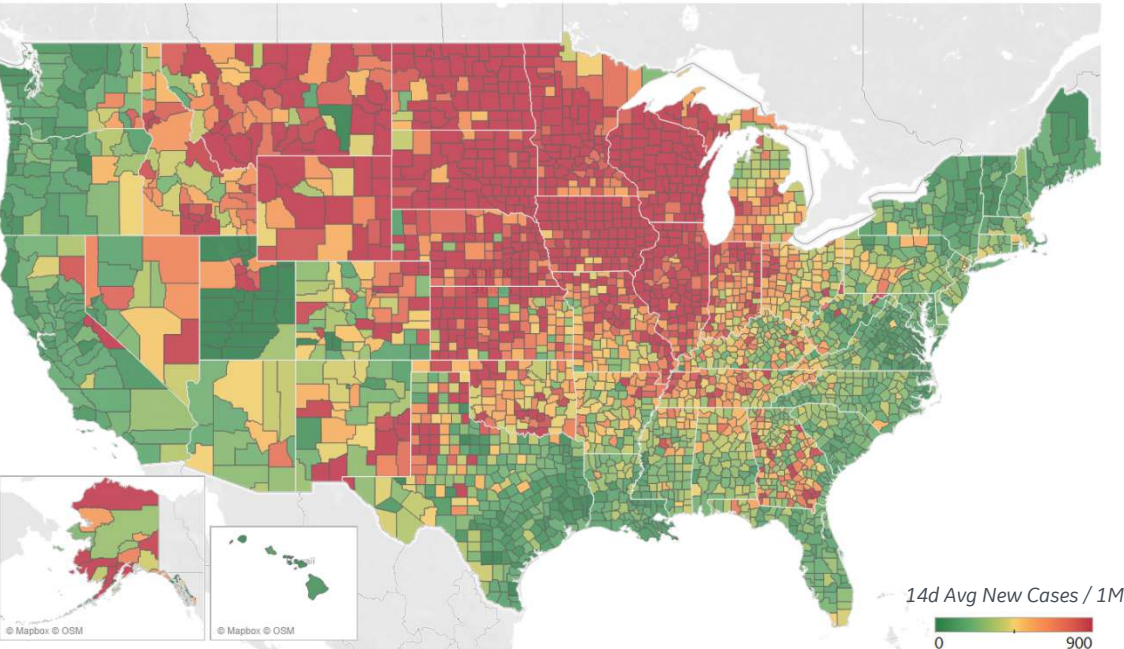




US Counties: Recent Cases and Deaths

Updated 16 Nov 2020, 3:30 GMT 15

Average New Cases per 1M Over Last 14 Days

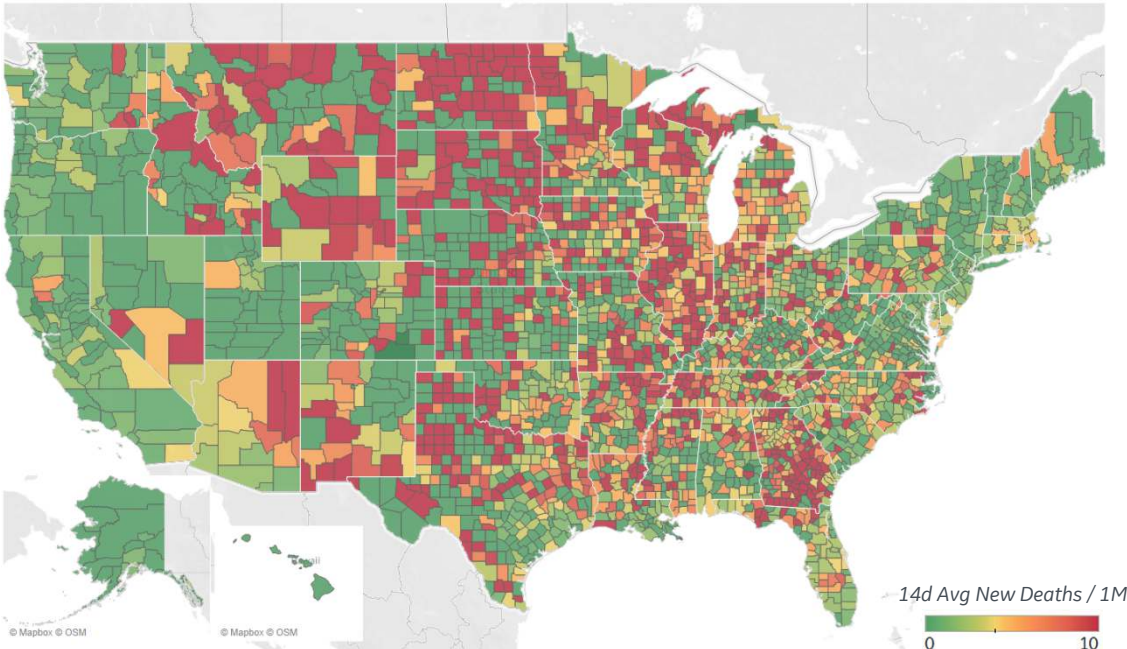


Top 10 by New Confirmed

Avg New Confirmed Cases / 1M

El Paso County, TX	1,977
Lubbock County, TX	1,293
Anoka County, MN	1,203
Polk County, IA	1,021
Waukesha County, WI	1,018
Brown County, WI	1,007
Utah County, UT	1,003
Milwaukee County, WI	1,002
Winnebago County, IL	994
Lake County, IN	965

Average New Deaths per 1M Over Last 14 Days



Top 10 by New Deaths

Avg New Deaths/ 1M

Lubbock County, TX	18
El Paso County, TX	14
Winnebago County, IL	10
Jefferson County, AL	8
Jefferson County, CO	8
Kalamazoo County, MI	8
Cook County, IL	7
Kane County, IL	7
McLennan County, TX	7
Kent County, MI	6

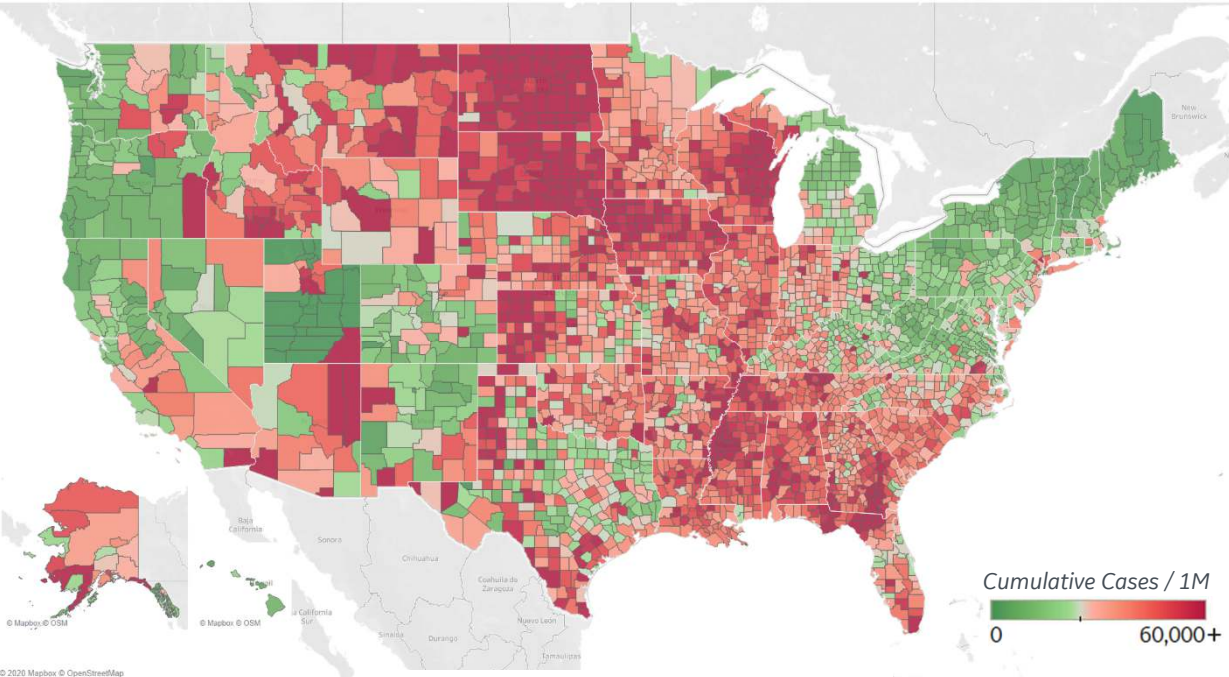
Note: Lists includes counties
≥ 250K population



US Counties: Cumulative Cases and Deaths

Updated 16 Nov 2020, 3:30 GMT 16

Confirmed **Cases** per 1M to date

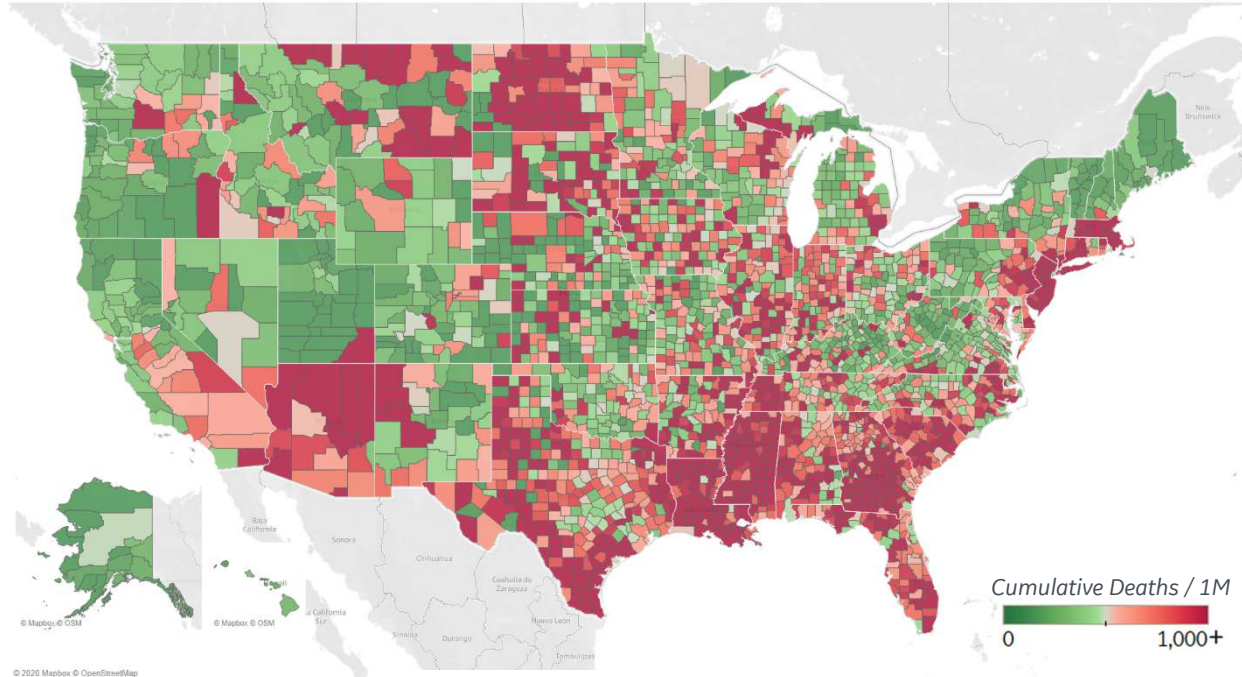


Top 10 Counties

Total Confirmed Cases / 1M

El Paso County, TX	87,389
Lubbock County, TX	80,620
Brown County, WI	76,782
Miami-Dade County, FL	74,585
Milwaukee County, WI	62,966
Utah County, UT	61,823
Webb County, TX	61,323
Nueces County, TX	61,254
Rockland County, NY	60,908
Cameron County, TX	59,060

Reported **Deaths** per 1M to date



Top 10 Counties

Total Reported Deaths / 1M

New York City*	4,477
Essex County, NJ	2,718
Cameron County, TX	2,597
Passaic County, NJ	2,549
Union County, NJ	2,504
Hidalgo County, TX	2,300
Hudson County, NJ	2,296
Bergen County, NJ	2,234
Rockland County, NY	2,100
Somerset County, NJ	1,836

Note: Lists includes counties $\geq 250K$ population

* New York City counties aggregated into one reporting area



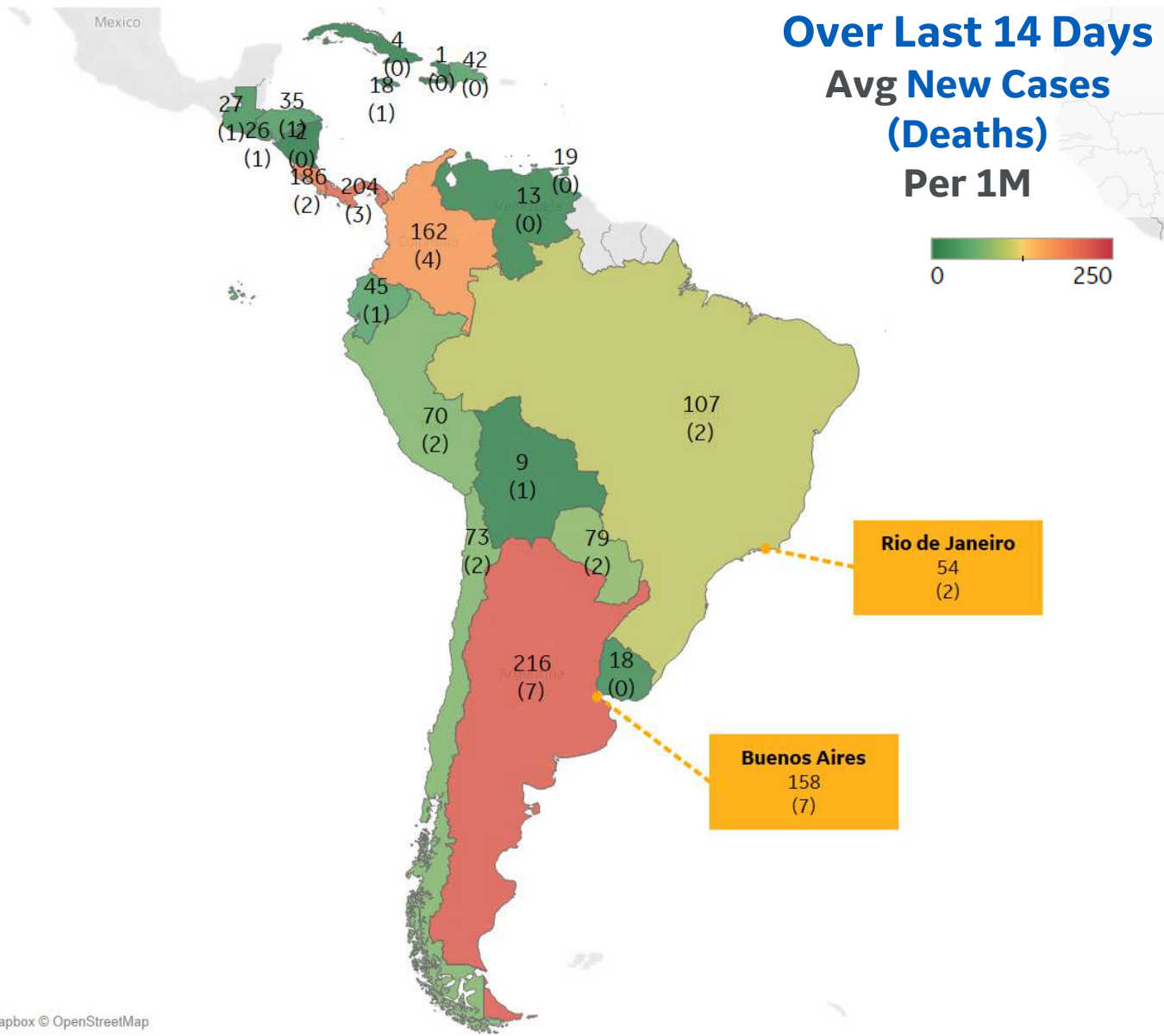
Per 1M in Region

	Today	Change
Active Cases	1,702	+1%
Confirmed	68 new	+0.3%
Deaths	1 new	+0.2%
Recovered	53 new	+0.3%

Most Daily New Cases / 1M

Argentina	216
Panama	204
Costa Rica	186
Colombia	162
Brazil	107
Paraguay	79
Chile	73
Peru	70
Ecuador	45
Dom. Rep.	42

* Excludes regions with population < 1M





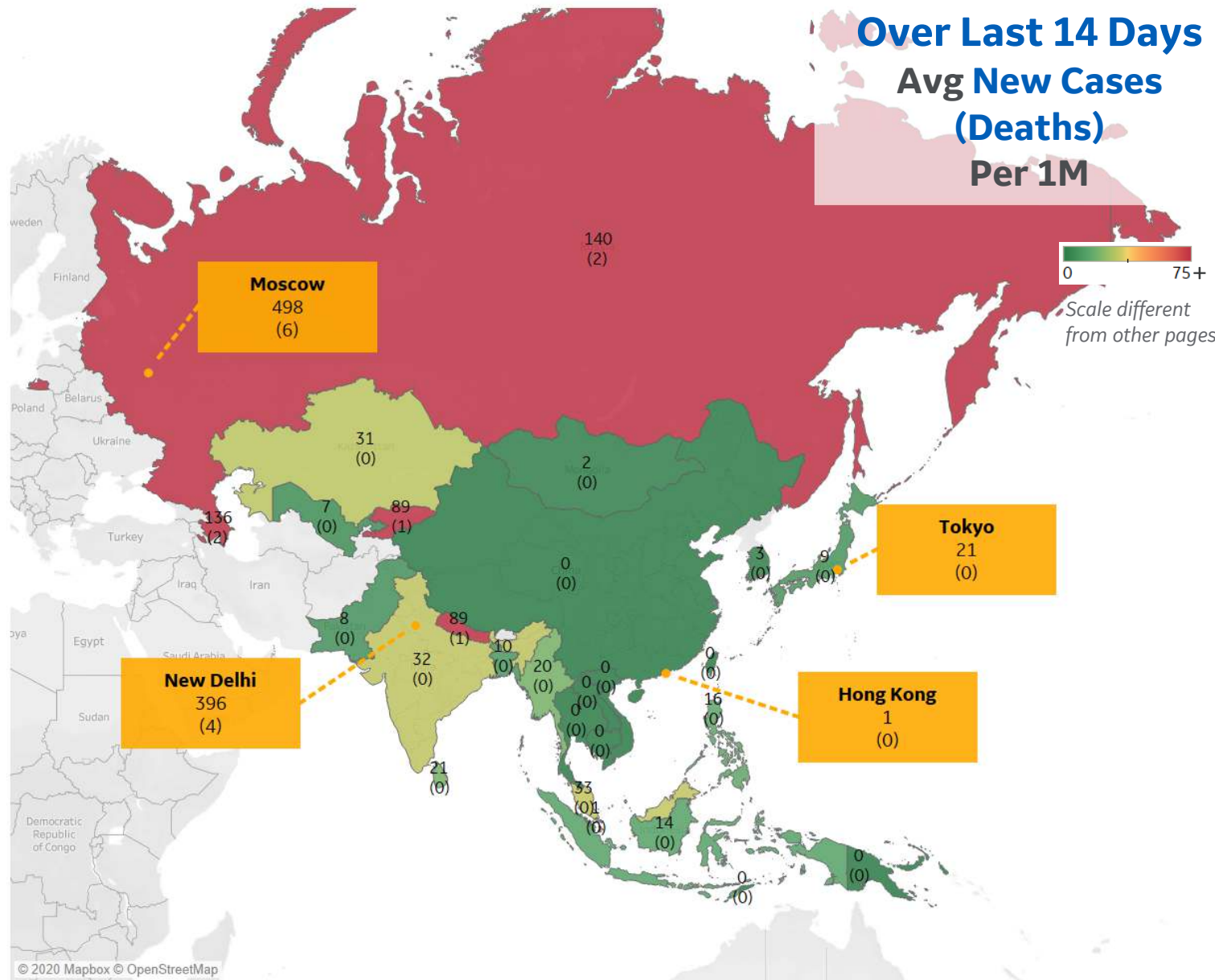
Per 1M in Region

	Today	Change
Active Cases	285	+0%
Confirmed	17 new	+1%
Deaths	0.2 new	+0.5%
Recovered	17 new	+1%

Most Daily New Cases / 1M

Russia	140
Azerbaijan	136
Nepal	89
Kyrgyzstan	89
Malaysia	33
India	32
Kazakhstan	31
Sri Lanka	21
Myanmar	20
Philippines	16

* Excludes regions with population < 1M





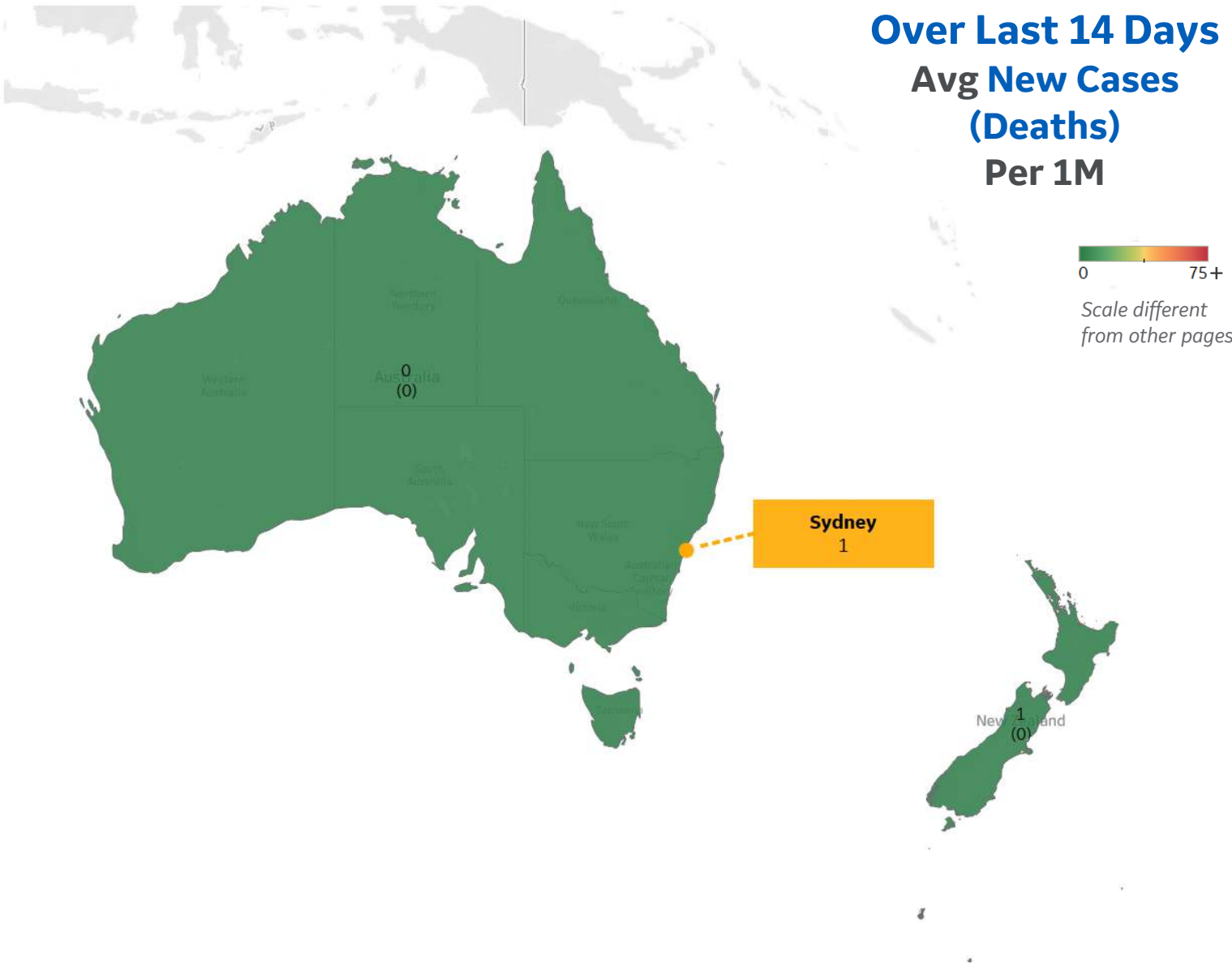
Per 1M in Region

	Today	Change
Active Cases	46	+3%
Confirmed	1 new	+0.1%
Deaths	0 new	+0%
Recovered	0 new	+0%

Most Daily New Cases / 1M

New Zealand	1
Australia	0

* Excludes regions with population < 1M





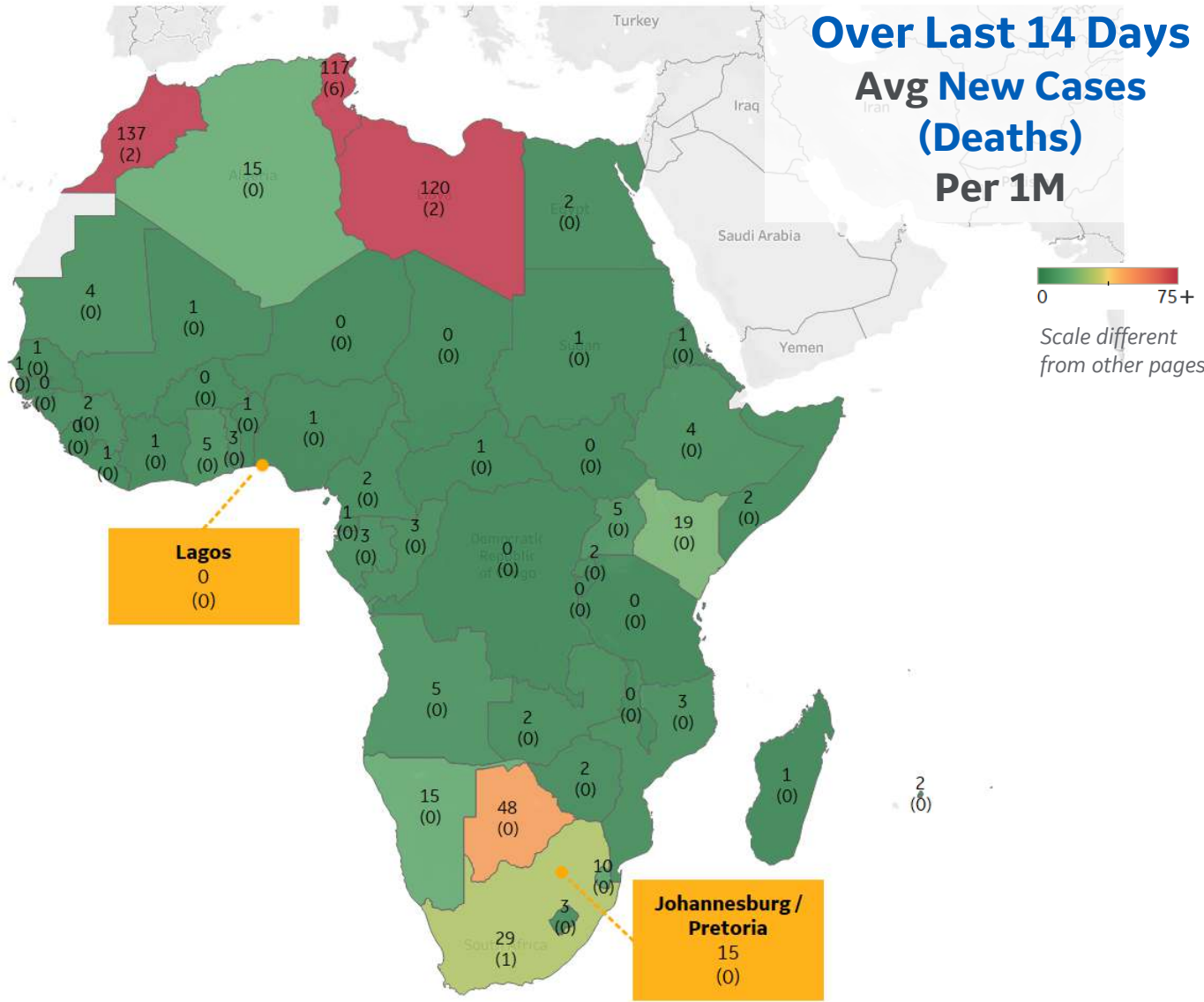
Per 1M in Region

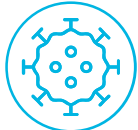
	Today	Change
Active Cases	201	+2%
Confirmed	9 new	+0.6%
Deaths	0.2 new	+0.6%
Recovered	6 new	+0.5%

Most Daily New Cases / 1M

Morocco	137
Libya	120
Tunisia	117
Botswana	48
South Africa	29
Kenya	19
Algeria	15
Namibia	15
Eswatini	10
Angola	5

* Excludes regions with population < 1M





Sources



** Per 1M = Per 1 Million Population unless otherwise noted

Johns Hopkins Coronavirus Resource Center:

<https://coronavirus.jhu.edu/map.html>

Worldometer Coronavirus Reporting:

<https://www.worldometers.info/coronavirus/>

Public Health England:

<https://www.gov.uk/government/publications/covid-19-track-coronavirus-cases>

US Department of Homeland Security, Homeland Infrastructure Foundation-Level Data:

<https://hifld-geoplatform.opendata.arcgis.com/datasets/hospitals>

City of New York, NYC Health:

<https://www1.nyc.gov/site/doh/covid/covid-19-data.page>

Chicago Coronavirus Latest Data:

<https://www.chicago.gov/city/en/sites/covid-19/home/latest-data.html>

National Health Commission of the PRC:

<http://www.nhc.gov.cn/xcs/yqtb/202003/bf66696029ba420098164607240074f8.shtml>

Korean Centers for Disease Control and Prevention:

http://www.cdc.go.kr/cdc_eng/

CDC, Severe Outcomes Among Patients with Coronavirus Disease 2019 (COVID-19):

<https://www.cdc.gov/mmwr/volumes/69/wr/mm6912e2.htm>

Italian Department of Civil Protection, COVID Monitoring:

<http://opendatadpc.maps.arcgis.com/apps/opsdashboard/index.html#/b0c68bce2cce478eaac82fe38d4138b1>

The COVID Tracking Project:

<https://covidtracking.com/data/>

UK Office for National Statistics

<https://www.ons.gov.uk/peoplepopulationandcommunity/birthsdeathsandmarriages/deaths/bulletins/deathsregisteredweeklyinenglandandwalesprovisional/weekending24april2020>

COVID-19 Information for Switzerland:

<https://www.corona-data.ch/>

The COVID Tracking Project

<https://covidtracking.com/data/api>

European Centre for Disease Prevention and Control

<https://www.ecdc.europa.eu/en/publications-data/download-data-hospital-and-icu-admission-rates-and-current-occupancy-covid-19>

***Worldwide Survival Rate, last 30d calculation =**

$$\frac{[(Total\ Confirmed - Total\ Confirmed\ 30d\ ago) - (Total\ Deaths - Total\ Deaths\ 30d\ ago)]}{(Total\ Confirmed - Total\ Confirmed\ 30d\ ago)}$$

Provincial Health Services Authority of Canada. BC Center for Disease Control:

<http://www.bccdc.ca/about/news-stories/stories/2020/information-on-novel-coronavirus>

Secretary of Health, Mexico:

<https://www.gob.mx/salud/en>

OECD Economic Outlooks, Statistics:

https://www.oecd-ilibrary.org/economics/data/oecd-economic-outlook-statistics-and-projections_eo-data-en

Public Health Authority of Sweden:

<https://www.folkhalsomyndigheten.se/smittskydd-beredskap/utbrott/aktuella-utbrott/covid-19/bekraftade-fall-i-sverige>

National Public Health Agency of France:

<https://www.santepubliquefrance.fr/regions/ile-de-france/documents/bulletin-regional/2020/covid-19-point-epidemiologique-en-ile-de-france-du-23-avril-2020>

Florida Department of Health, COVID-19 Response:

<https://floridahealthcovid19.gov>

CDC:

<https://www.cdc.gov/covid-data-tracker/index.html#demographics>

CDC Provisional COVID19 Deaths Counts

<https://data.cdc.gov/NCHS/Provisional-COVID-19-Death-Counts-by-Sex-Age-and-S/9bhg-hcku>

Johns Hopkins Coronavirus Resource Center:

<https://coronavirus.jhu.edu/map.html>

WHO Europe, Surveillance Report:

<http://www.euro.who.int/en/health-topics/health-emergencies/coronavirus-covid-19/weekly-surveillance-report>

WHO Europe, Principles for Transition:

<http://www.euro.who.int/en/media-centre/sections/statements/2020/statement-transition-to-a-new-normal-during-the-covid-19-pandemic-must-be-guided-by-public-health-principles>

Chile: Cases, deaths by age

<https://github.com/MinCiencia/Datos-COVID19>