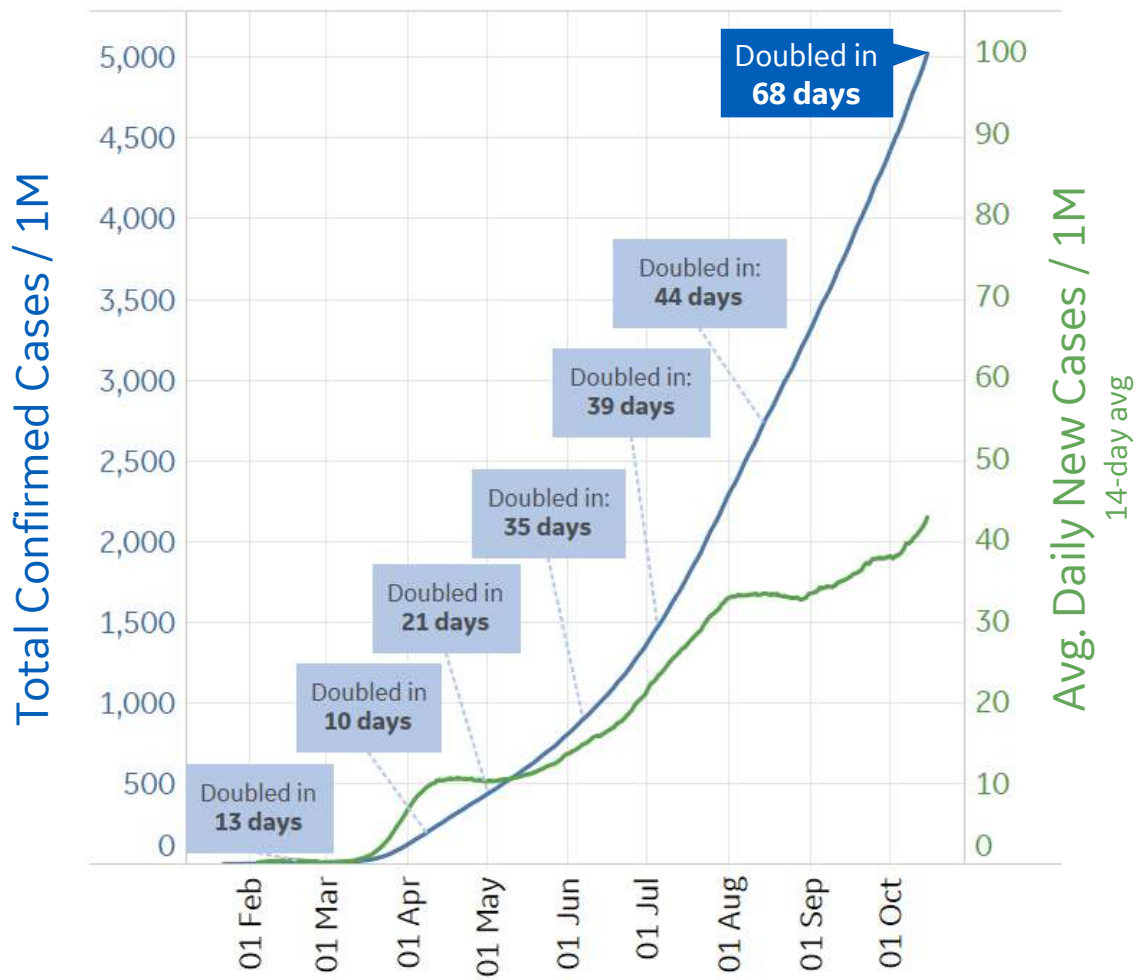




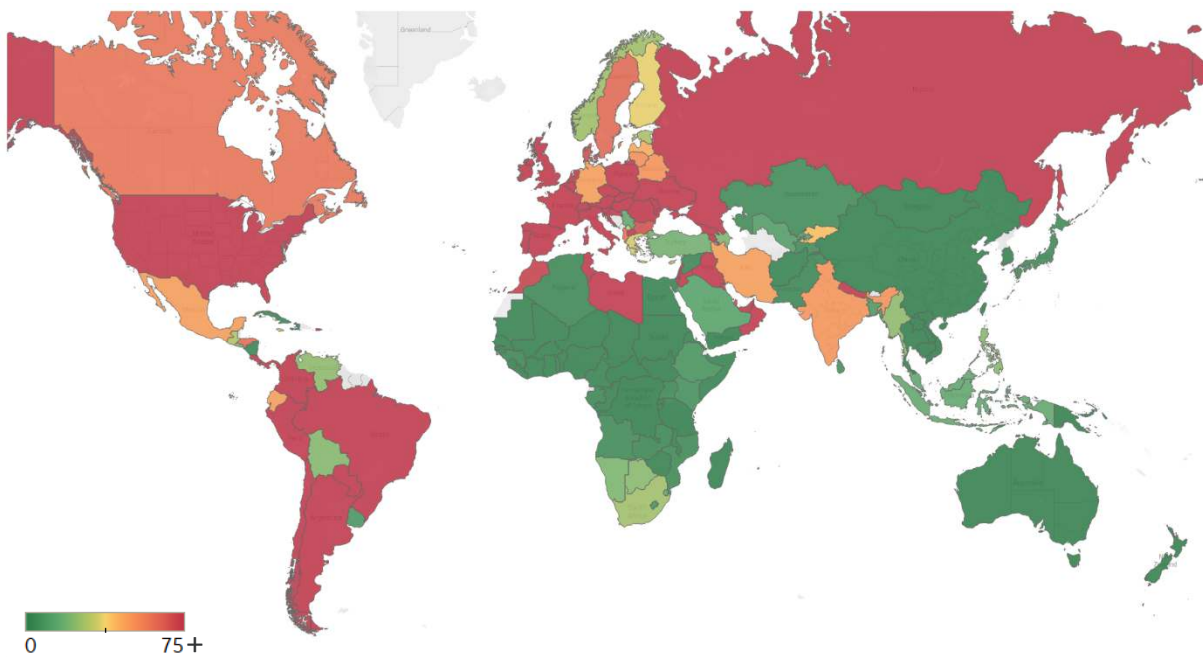
Global Confirmed & Active Cases

Trend since 22 Jan



Avg. Daily New Cases / 1M

Over the last 14 days



Per 1M:	Today	Change
Active Today	1,411	+2%
Active	24 new	+2%
Confirmed	52 new	+1%
Deaths	1 new	+1%
Recovered	27 new	+1%

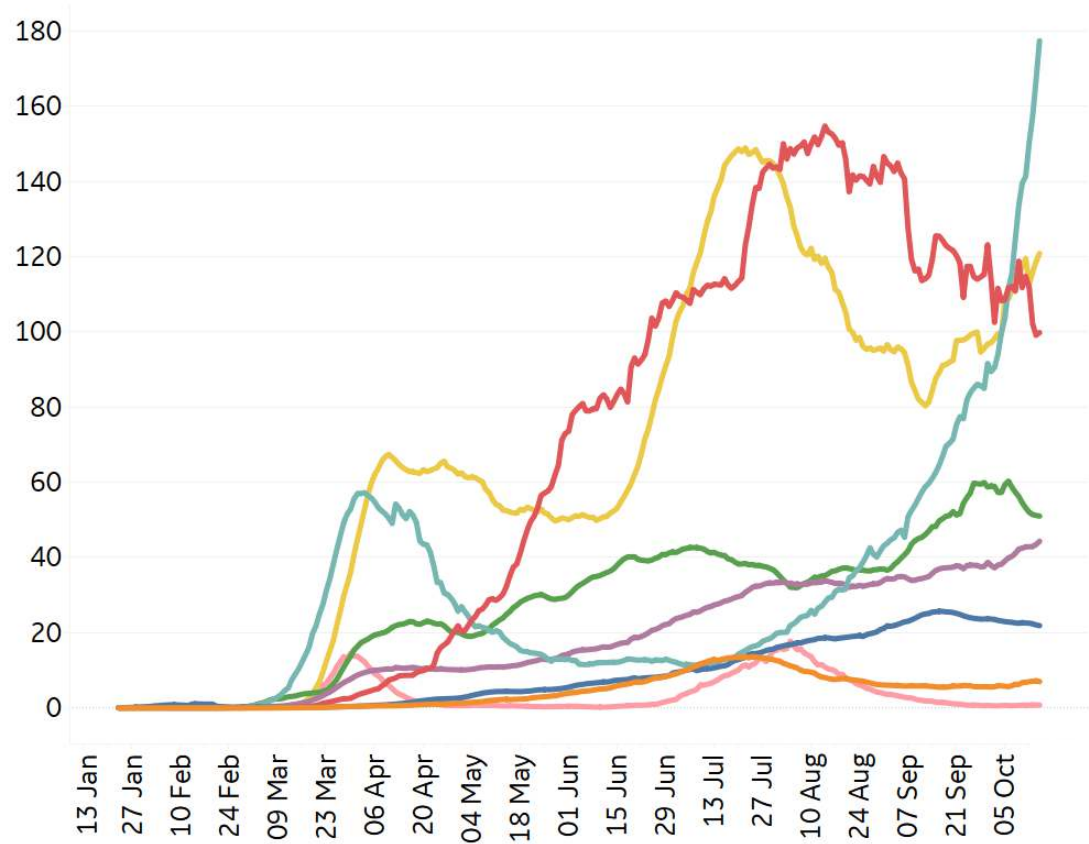


New Confirmed Cases & New Deaths

Key **World** **North America** **Europe** **Middle East** **Cent & South America** **Asia** **Africa** **Oceania**

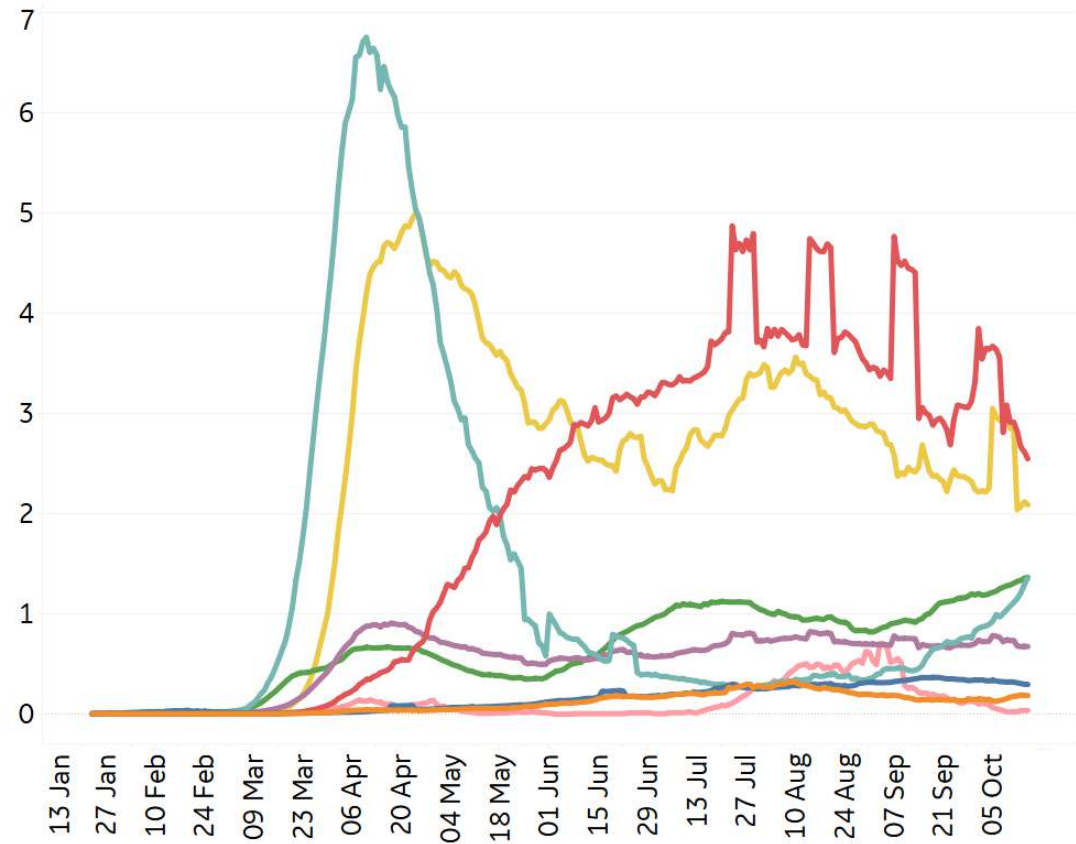
New Confirmed Cases / 1M

7-day rolling average



New Deaths / 1M

7-day rolling average





Top 50 Countries: Per 1M



1 - 25

	Average over last 7 days		Total Since 22 Jan			Change from 14d Ago in 14 day avg of daily new	
	New Confirmed	New Deaths	Total Confirmed	Total Recovered	Total Deaths	Confirmed	Deaths
Peru	104	2	26,075	23,038	1,018	-36%	-21%
Belgium	596	2	16,563	1,788	891	207%	249%
Bolivia	17	2	11,935	8,867	720	-43%	-17%
Spain	223	3	19,707	3,216	718	-7%	1%
Brazil	95	2	24,320	21,295	717	-18%	-20%
Chile	78	2	25,449	24,039	703	-8%	-10%
Ecuador	43	1	8,522	7,263	697	-28%	116%
Mexico	34	2	6,476	5,488	661	35%	22%
US	161	2	24,108	9,599	658	18%	-3%
UK	236	1	9,965	N/A**	639	172%	119%
Panama	160	2	28,480	22,868	586	4%	-18%
Sweden	69	0	10,140	N/A**	585	53%	-41%
Argentina	293	8	20,999	16,923	561	13%	-35%
Colombia	143	4	18,414	16,250	559	11%	-11%
France	305	1	13,037	1,640	508	44%	19%
Netherlands	404	1	12,244	295	394	117%	74%
North Macedo..	164	3	10,641	8,044	391	116%	6%
Moldova	183	4	16,132	11,406	379	21%	17%
Ireland	184	1	9,403	4,732	372	115%	88%
Armenia	266	2	20,246	15,901	353	119%	118%
Kosovo	44	1	8,943	7,865	352	7%	15%
EU	182	1	8,773	2,997	349	65%	49%
South Africa	27	2	11,772	10,594	309	8%	32%
Bos. and Herz.	117	3	9,822	7,424	296	42%	-3%
Romania	169	3	8,758	6,498	295	85%	48%

26 - 50

	Average over last 7 days		Total Since 22 Jan			Change from 14d Ago in 14 day avg of daily new	
	New Confirmed	New Deaths	Total Confirmed	Total Recovered	Total Deaths	Confirmed	Deaths
Honduras	64	1	8,692	3,443	258	14%	-33%
Iraq	79	1	10,362	8,720	251	-18%	-5%
Israel	245	4	34,683	29,718	246	-40%	11%
Switzerland	205	0	8,240	5,835	244	247%	28%
Costa Rica	233	3	18,286	11,333	228	2%	-4%
Oman	117	2	21,207	18,452	210	42%	16%
Portugal	151	1	9,149	5,402	209	69%	70%
Dom. Rep.	42	0	11,068	8,864	202	11%	-6%
Bahrain	213	2	45,225	42,909	170	-32%	-5%
Kyrgyzstan	49	1	7,754	6,910	168	122%	N/A
Paraguay	106	3	7,374	4,827	161	1%	-1%
Kuwait	153	1	26,698	24,785	160	6%	95%
Russia	91	1	9,226	7,150	160	69%	42%
Saudi Arabia	12	1	9,797	9,402	147	-14%	-16%
Ukraine	123	2	6,609	2,843	124	46%	40%
Czechia	644	5	13,914	5,916	115	148%	192%
Libya	133	1	6,793	3,738	99	22%	-19%
Austria	130	1	6,687	5,196	97	48%	70%
Belarus	57	1	9,073	8,316	97	67%	13%
West Bank an..	89	1	10,090	8,664	88	-11%	12%
Qatar	70	0	44,707	43,665	77	-13%	33%
Lebanon	188	1	8,607	3,808	73	27%	14%
UAE	123	0	11,267	10,447	46	26%	63%
Singapore	1	0	9,895	9,874	5	-57%	N/A
Total World	44	1	5,024	3,471	142	13%	-2%

*Change from 14d ago:
Compares 14d-avgs. of Daily New Cases/Deaths
today with 14d-avgs. from 14d ago

Since 1 Oct, **Global** confirmed cases increased 15% and reported deaths increased 8%

Sorted by Total Deaths / 1M
Top 50 countries selected by Cases / 1M
Excluded countries with population < 1M

N/A** due to inconsistent reporting of Recovered Cases



Top 50 Countries: Raw Volume

Updated 16 Oct 2020, 3:30 GMT

4

1 - 25

	Average over last 7 days		Total Since 22 Jan			Change from 14d Ago in 14 day avg of daily new	
	New Confirmed	New Deaths	Total Confirmed	Total Recovered	Total Deaths	Confirmed	Deaths
US	53,405	704	7,979,709	3,177,397	217,692	18%	-3%
EU	80,902	575	3,906,171	1,334,417	155,369	65%	49%
Brazil	20,135	500	5,169,386	4,526,393	152,460	-18%	-20%
India	66,331	810	7,370,468	6,453,779	112,161	-17%	-20%
Mexico	4,346	313	834,910	707,631	85,285	35%	22%
UK	15,993	100	676,455	N/A**	43,383	172%	119%
Italy	6,172	41	381,602	245,964	36,372	163%	75%
Peru	3,440	81	859,740	759,597	33,577	-36%	-21%
Spain	10,436	124	921,374	150,376	33,553	-7%	1%
France	19,899	87	850,997	107,043	33,146	44%	19%
Iran	4,228	245	517,835	418,054	29,605	19%	25%
Colombia	7,258	182	936,982	826,831	28,457	11%	-11%
Argentina	13,242	376	949,063	764,859	25,342	13%	-35%
Russia	13,254	202	1,346,380	1,043,431	23,350	69%	42%
South Africa	1,613	129	698,184	628,301	18,309	8%	32%
Chile	1,497	38	486,496	459,536	13,434	-8%	-10%
Ecuador	759	24	150,360	128,134	12,306	-28%	116%
Indonesia	4,085	98	349,160	273,661	12,268	-1%	-14%
Belgium	6,909	29	191,959	20,720	10,327	207%	249%
Iraq	3,177	58	416,802	350,752	10,086	-18%	-5%
Canada	2,376	21	194,362	164,154	9,756	57%	226%
Germany	5,167	21	352,107	286,137	9,739	114%	73%
Turkey	1,627	59	342,143	299,679	9,080	0%	-14%
Bolivia	193	26	139,319	103,499	8,407	-43%	-17%
Netherlands	6,924	23	209,799	5,049	6,749	117%	74%

26 - 50

	Average over last 7 days		Total Since 22 Jan			Change from 14d Ago in 14 day avg of daily new	
	New Confirmed	New Deaths	Total Confirmed	Total Recovered	Total Deaths	Confirmed	Deaths
Pakistan	612	10	321,877	305,835	6,621	-7%	34%
Philippines	2,404	61	348,698	294,161	6,497	-8%	20%
Egypt	125	10	105,033	98,011	6,088	2%	-39%
Sweden	696	3	102,407	N/A**	5,910	53%	-41%
Romania	3,256	61	168,490	125,009	5,674	85%	48%
Bangladesh	1,424	21	384,559	299,229	5,608	-6%	-19%
Ukraine	5,397	91	289,022	124,316	5,443	46%	40%
Saudi Arabia	419	22	341,062	327,327	5,127	-14%	-16%
Guatemala	469	15	99,765	88,931	3,453	-16%	-15%
Poland	5,472	63	149,903	85,588	3,308	234%	164%
Morocco	2,957	41	163,650	136,036	2,772	19%	5%
Panama	690	9	122,883	98,671	2,529	4%	-18%
Dom. Rep.	456	4	120,066	96,152	2,189	11%	-6%
Portugal	1,537	11	93,294	55,081	2,128	69%	70%
Israel	2,124	38	300,201	257,226	2,127	-40%	11%
Kazakhstan	92	3	109,202	104,801	1,768	27%	-20%
Japan	532	5	91,402	83,272	1,650	6%	-22%
Czechia	6,893	52	149,010	63,350	1,230	148%	192%
Costa Rica	1,189	17	93,152	57,731	1,159	2%	-4%
Oman	595	9	108,296	94,229	1,071	42%	16%
Nepal	3,304	15	121,745	84,518	694	108%	47%
Kuwait	653	6	114,015	105,846	684	6%	95%
UAE	1,215	2	111,437	103,325	452	26%	63%
Qatar	201	1	128,803	125,802	222	-13%	33%
Total World	343,163	5,190	38,917,803	26,885,286	1,098,254	13%	-2%

*Change from 14d ago:
Compares 14d-avgs. of Daily New Cases/Deaths
today with 14d-avgs. from 14d ago

Today **India** reports the highest new deaths,
making up 15% of new reported deaths Globally

Sorted by Raw Total Deaths
Top 50 countries selected by Total Cases
Excluded countries with population < 1M

N/A** due to inconsistent reporting of Recovered Cases



United States: Per 1M



1 - 25

	Average over last 7 days		Total Since 22 Jan			Change from 14d Ago* in 14 day avg of daily new	
	New Confirmed	New Deaths	Total Confirmed	Total Recovered	Total Deaths	Confirmed	Deaths
New Jersey	94	1	24,430	4,014	1,824	48%	-31%
New York	68	1	24,643	4,010	1,714	52%	100%
Massachusetts	96	2	20,541	17,249	1,403	29%	-13%
Connecticut	91	1	17,398	2,707	1,273	82%	26%
Louisiana	100	3	37,400	34,803	1,228	0%	-9%
Rhode Island	188	3	25,901	2,353	1,085	77%	0%
Mississippi	255	4	36,335	31,640	1,059	33%	-13%
DC	81	1	22,906	17,968	904	51%	25%
Arizona	105	1	31,427	5,191	795	26%	-57%
Illinois	239	2	26,409	N/A	740	33%	37%
Michigan	149	2	15,712	10,441	731	46%	36%
Florida	126	4	34,687	N/A	733	3%	-5%
Georgia	119	3	31,669	N/A	706	-9%	-27%
S. Carolina	176	3	31,291	15,627	701	-1%	-14%
Delaware	129	1	23,168	12,040	679	21%	47%
Maryland	97	1	22,090	1,299	666	15%	-10%
Pennsylvania	106	2	14,255	11,093	657	42%	7%
Texas	147	3	28,886	24,694	596	-19%	-12%
Indiana	245	3	20,976	15,685	574	60%	31%
Alabama	209	3	34,500	15,141	562	-4%	41%
Nevada	192	2	28,560	744	551	30%	-2%
Arkansas	302	7	31,985	28,646	545	1%	20%
Iowa	335	4	32,981	25,420	480	3%	29%
New Mexico	218	2	16,672	9,122	440	115%	-13%
North Dakota	800	11	38,912	31,934	486	35%	54%

26 - 51

	Average over last 7 days		Total Since 22 Jan			Change from 14d Ago* in 14 day avg of daily new	
	New Confirmed	New Deaths	Total Confirmed	Total Recovered	Total Deaths	Confirmed	Deaths
California	83	1	21,972	N/A	426	-3%	-27%
Tennessee	280	3	32,629	29,310	419	32%	8%
Virginia	122	1	19,043	2,206	397	25%	-48%
Minnesota	233	2	20,765	18,538	399	25%	39%
Missouri	318	4	24,874	N/A	401	48%	32%
Colorado	152	2	14,221	1,210	375	33%	125%
N. Carolina	184	2	22,782	19,686	369	12%	-26%
New Hampshire	58	2	6,932	5,982	341	107%	N/A
South Dakota	738	5	35,055	26,650	344	45%	58%
Washington	80	1	12,631	N/A	293	17%	-1%
Kentucky	216	2	18,845	3,789	290	40%	7%
Idaho	334	1	28,320	13,980	289	33%	18%
Oklahoma	299	2	26,241	22,436	289	3%	3%
Nebraska	397	2	28,654	19,190	277	48%	-18%
Kansas	246	4	23,516	803	286	8%	78%
Wisconsin	503	3	27,879	21,911	267	22%	75%
West Virginia	140	2	10,649	7,849	220	18%	-42%
Montana	569	4	19,586	12,027	215	93%	29%
Utah	379	1	28,217	20,800	165	23%	218%
Oregon	82	1	9,134	1,392	145	23%	31%
Hawaii	62	2	9,721	7,686	130	-11%	41%
Maine	21	0	4,340	3,772	107	-13%	0%
Wyoming	317	1	14,471	10,989	98	60%	0%
Vermont	15	0	3,050	2,700	93	196%	N/A
Alaska	257	1	14,111	8,292	89	68%	-38%
Ohio	142	1	15,043	12,581	431	50%	-7%

*Change from 14d ago:
Compares 14d-avgs. of Daily New Cases/Deaths
today with 14d-avgs. from 14d ago

Since 1 Oct, **Montana** has seen the largest percentage increase in total cases (+60%)

Sorted by Total Deaths / 1M

N/As due to states revising and updating case counts



United States: Raw Volume



1 - 25

	Average over last 7 days		Total Since 22 Jan			Change from 14d Ago* in 14 day avg of daily new	
	New Confirmed	New Deaths	Total Confirmed	Total Recovered	Total Deaths	Confirmed	Deaths
New York	1,328	16	479,400	78,006	33,337	52%	100%
Texas	4,259	74	837,566	716,015	17,283	-19%	-12%
California	3,268	59	868,148	N/A	16,832	-3%	-27%
New Jersey	835	5	216,994	35,654	16,197	48%	-31%
Florida	2,711	95	744,988	N/A	15,736	3%	-5%
Massachusetts	663	15	141,579	118,892	9,672	29%	-13%
Illinois	3,032	31	334,651	N/A	9,373	33%	37%
Pennsylvania	1,363	21	182,486	142,016	8,413	42%	7%
Georgia	1,262	28	336,241	N/A	7,492	-9%	-27%
Michigan	1,489	16	156,913	104,271	7,302	46%	36%
Arizona	764	7	228,748	37,782	5,789	26%	-57%
Louisiana	463	14	173,864	161,792	5,707	0%	-9%
Ohio	1,654	8	175,843	147,063	5,038	50%	-7%
Connecticut	326	2	62,028	9,651	4,540	82%	26%
Maryland	589	7	133,548	7,851	4,028	15%	-10%
Indiana	1,648	17	141,212	105,594	3,864	60%	31%
N. Carolina	1,935	22	238,939	206,471	3,874	12%	-26%
S. Carolina	907	13	161,106	80,460	3,607	-1%	-14%
Virginia	1,038	9	162,538	18,831	3,385	25%	-48%
Mississippi	760	11	108,139	94,165	3,152	33%	-13%
Tennessee	1,911	23	222,827	200,164	2,864	32%	8%
Alabama	1,027	17	169,162	74,238	2,756	-4%	41%
Missouri	1,954	27	152,662	N/A	2,460	48%	32%
Washington	610	7	96,185	N/A	2,232	17%	-1%
Minnesota	1,312	13	117,106	104,547	2,252	25%	39%

26 - 51

	Average over last 7 days		Total Since 22 Jan			Change from 14d Ago* in 14 day avg of daily new	
	New Confirmed	New Deaths	Total Confirmed	Total Recovered	Total Deaths	Confirmed	Deaths
Colorado	876	10	81,895	6,968	2,162	33%	125%
Nevada	592	7	87,969	2,293	1,698	30%	-2%
Arkansas	911	20	96,524	86,447	1,645	1%	20%
Wisconsin	2,928	18	162,325	127,576	1,553	22%	75%
Iowa	1,057	12	104,056	80,203	1,516	3%	29%
Kentucky	963	9	84,195	16,928	1,296	40%	7%
Rhode Island	199	3	27,438	2,493	1,149	77%	0%
Oklahoma	1,182	8	103,836	88,780	1,143	3%	3%
New Mexico	457	3	34,958	19,127	922	115%	-13%
Kansas	716	12	68,510	2,340	832	8%	78%
Delaware	125	1	22,560	11,724	661	21%	47%
DC	57	1	16,166	12,681	638	51%	25%
Oregon	344	2	38,525	5,870	611	23%	31%
Nebraska	767	3	55,428	37,122	535	48%	-18%
Idaho	598	2	50,610	24,983	517	33%	18%
Utah	1,216	4	90,461	66,683	529	23%	218%
New Hampshire	78	2	9,426	8,134	463	107%	N/A
West Virginia	250	3	19,084	14,066	395	18%	-42%
North Dakota	610	9	29,653	24,336	370	35%	54%
South Dakota	653	5	31,012	23,576	304	45%	58%
Montana	608	5	20,933	12,854	230	93%	29%
Hawaii	88	3	13,764	10,883	184	-11%	41%
Maine	28	0	5,834	5,070	144	-13%	0%
Alaska	188	1	10,323	6,066	65	68%	-38%
Vermont	9	0	1,903	1,685	58	196%	N/A
Wyoming	183	0	8,375	6,360	57	60%	0%

*Change from 14d ago:
Compares 14d-avgs. of Daily New Cases/Deaths
today with 14d-avgs. from 14d ago

Florida reports the highest new deaths today,
comprising 17% of new reported deaths in the US

Sorted by Raw Total Deaths

N/As due to states revising and updating case counts



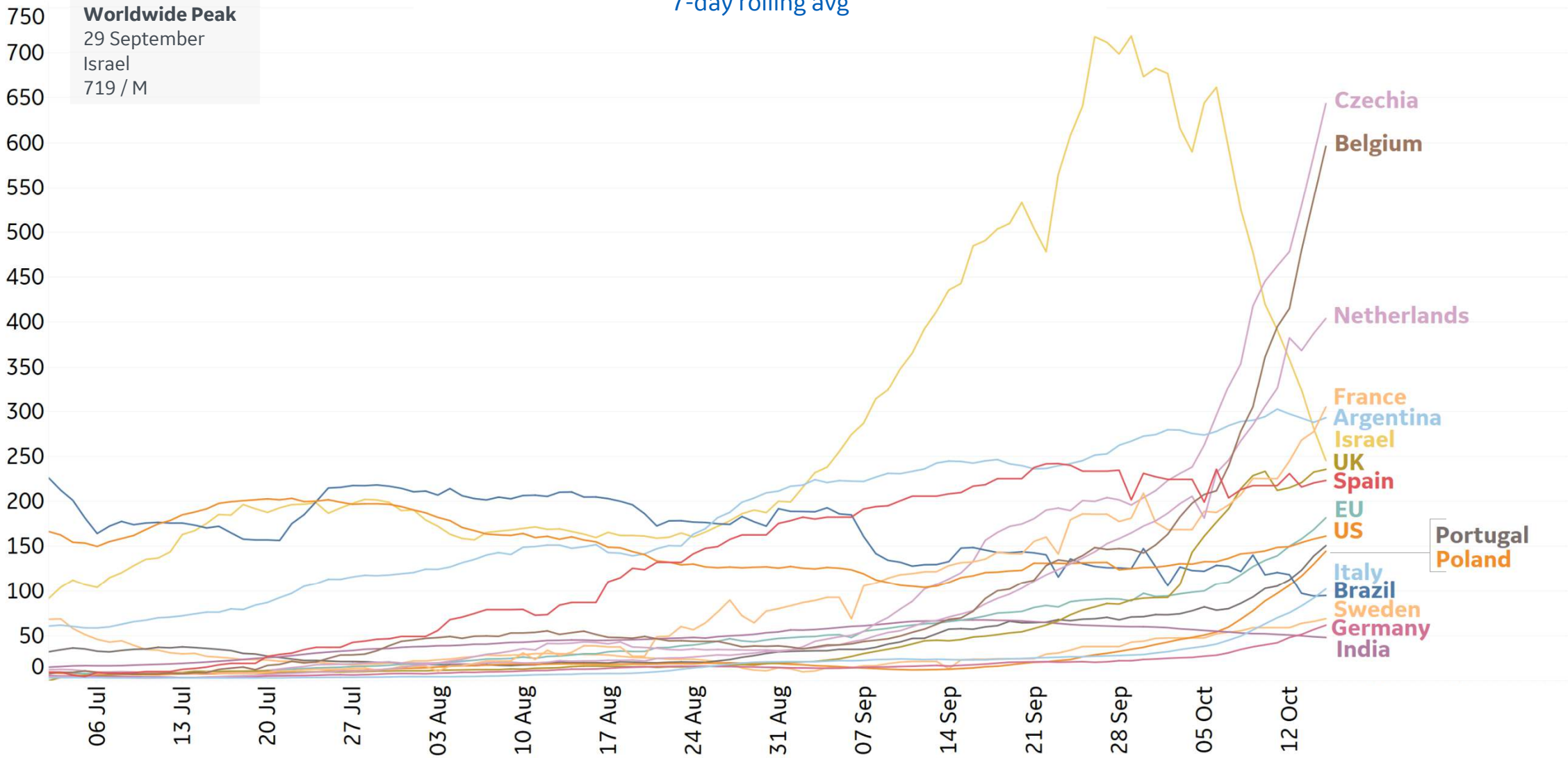
New Confirmed Cases in Select Countries

Updated 16 Oct 2020, 3:30 GMT

7

Daily New Confirmed Cases / 1M

7-day rolling avg



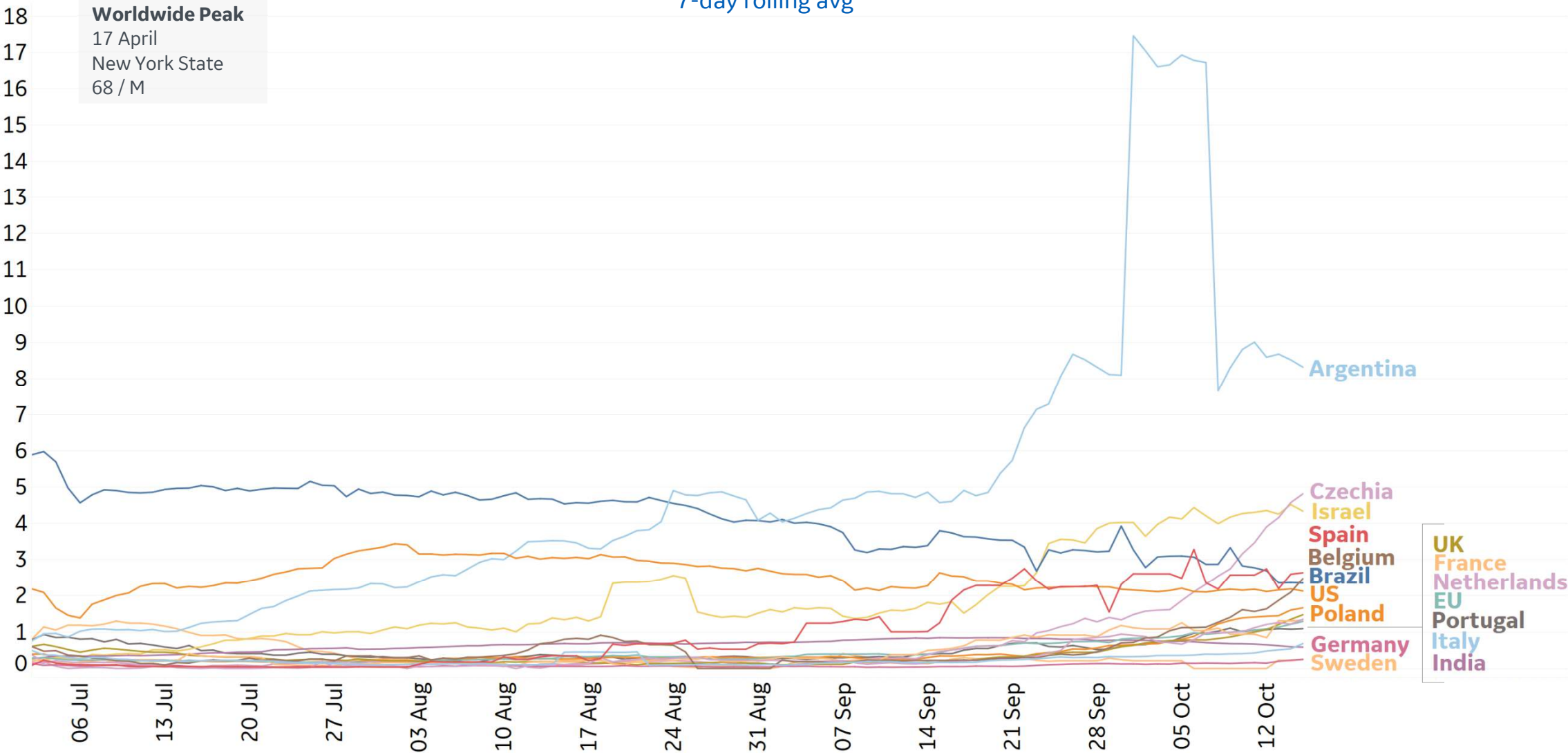


New Deaths in Select Countries

Updated 16 Oct 2020, 3:30 GMT

8

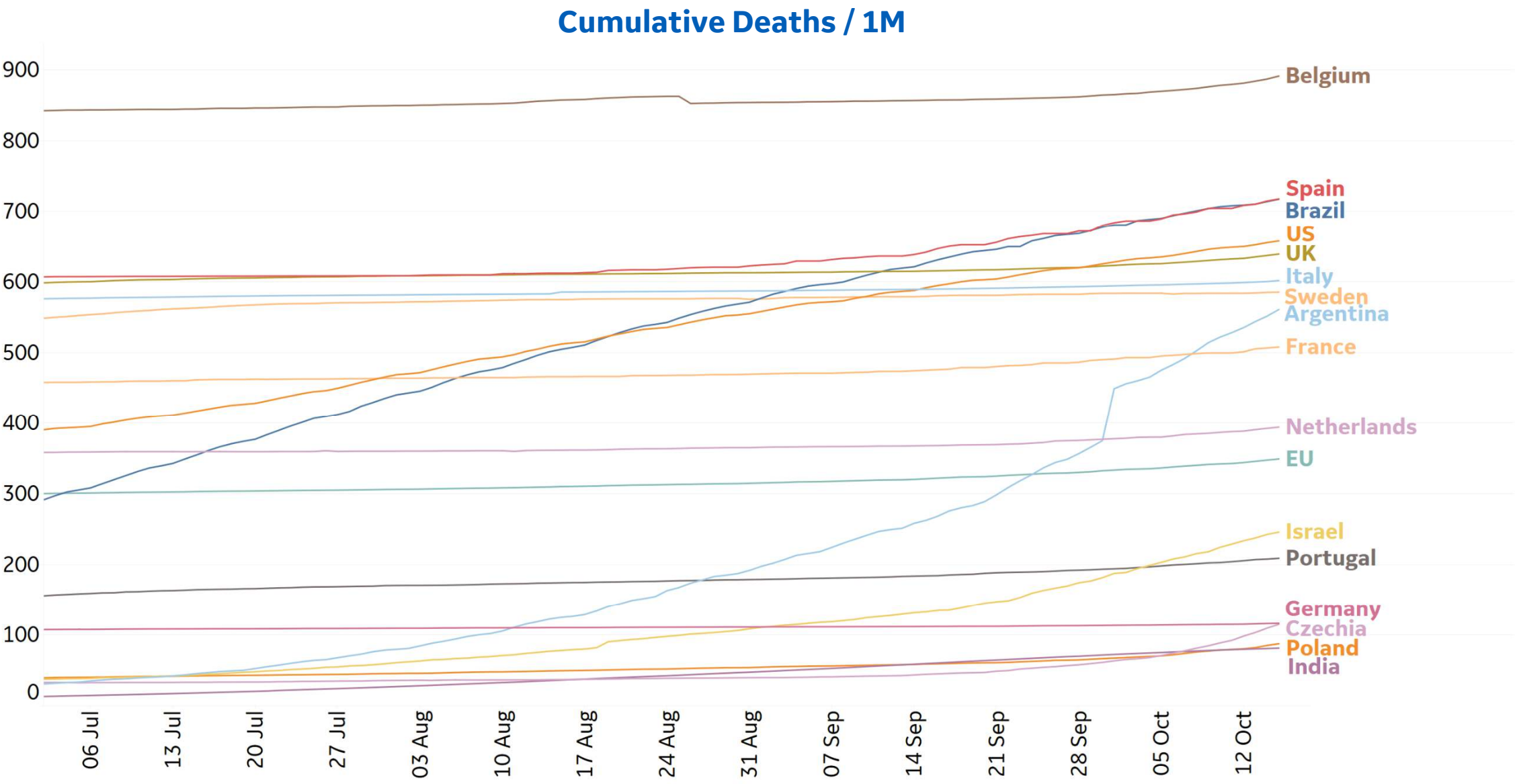
Daily New Deaths / 1M
7-day rolling avg



*Large jump in Argentina's daily new deaths due to batched reporting of previously unreported fatalities on 1 Oct

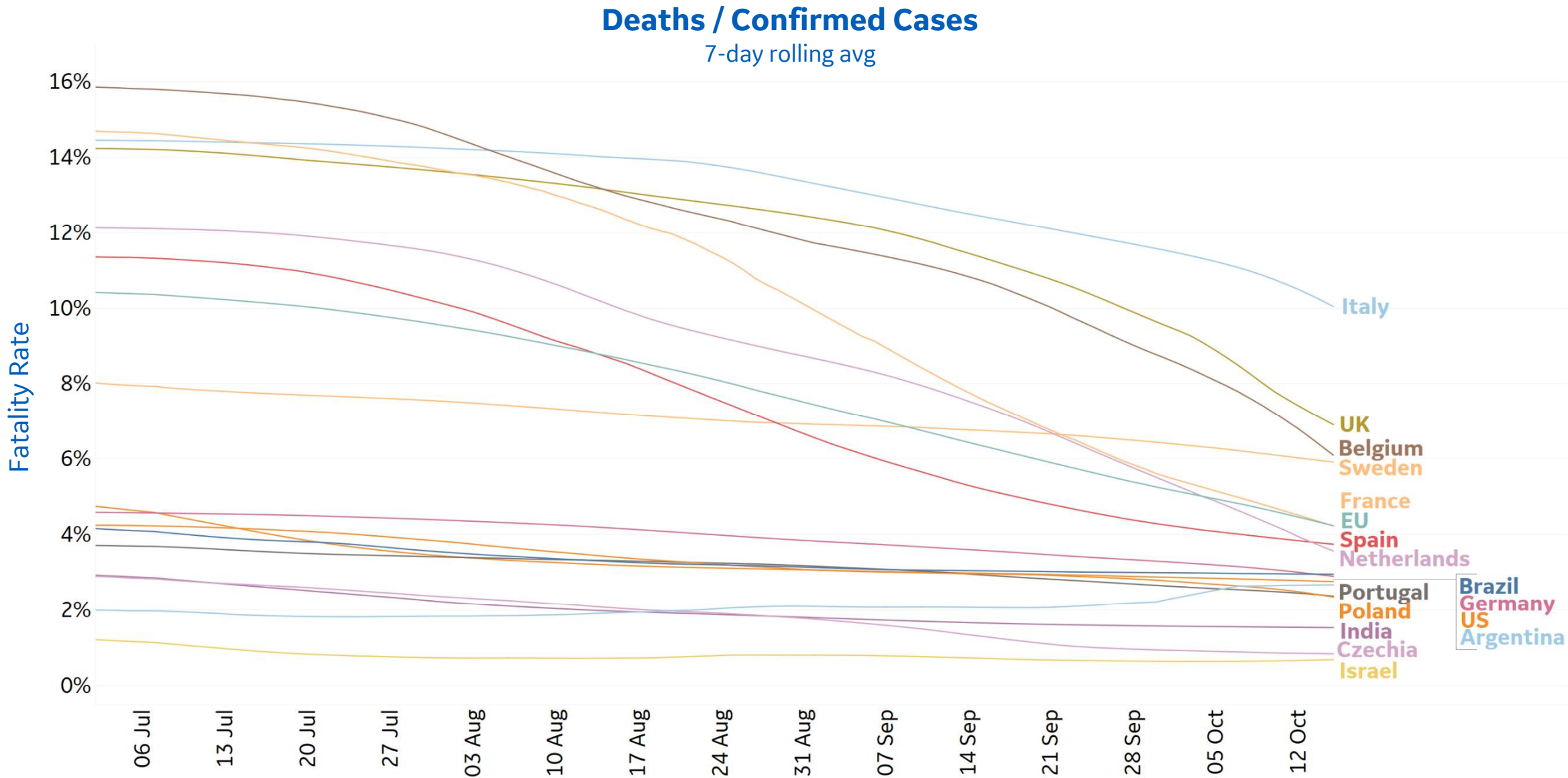


Cumulative Deaths in Select Countries





Fatality Rate in Select Countries

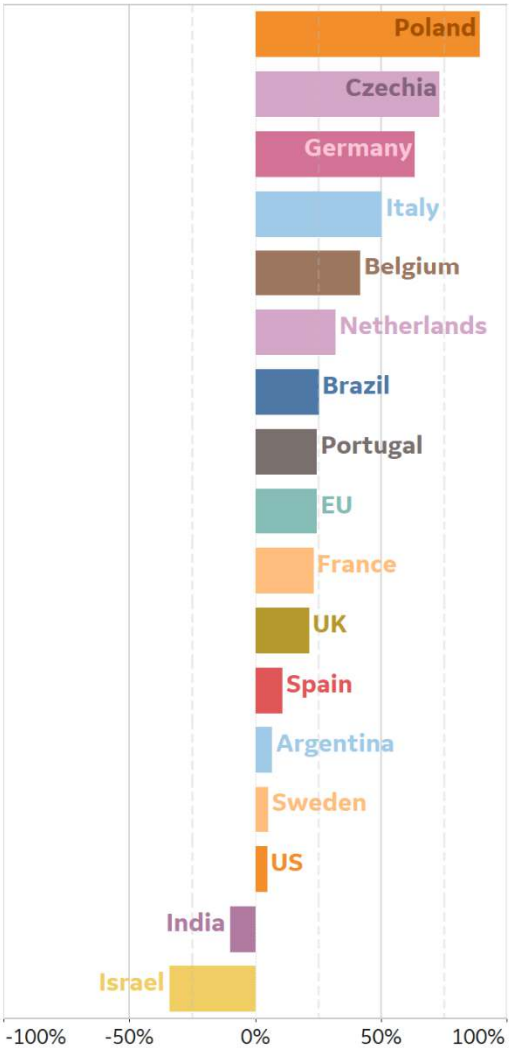




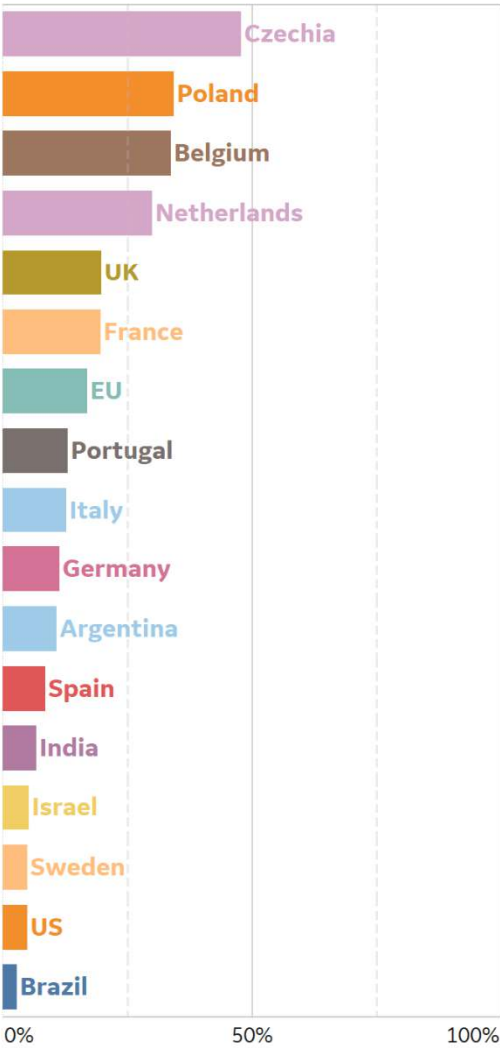
% Change in Case Volume in Select Countries

Over Previous 7 days

Active Cases



Confirmed Cases



Reported Recoveries

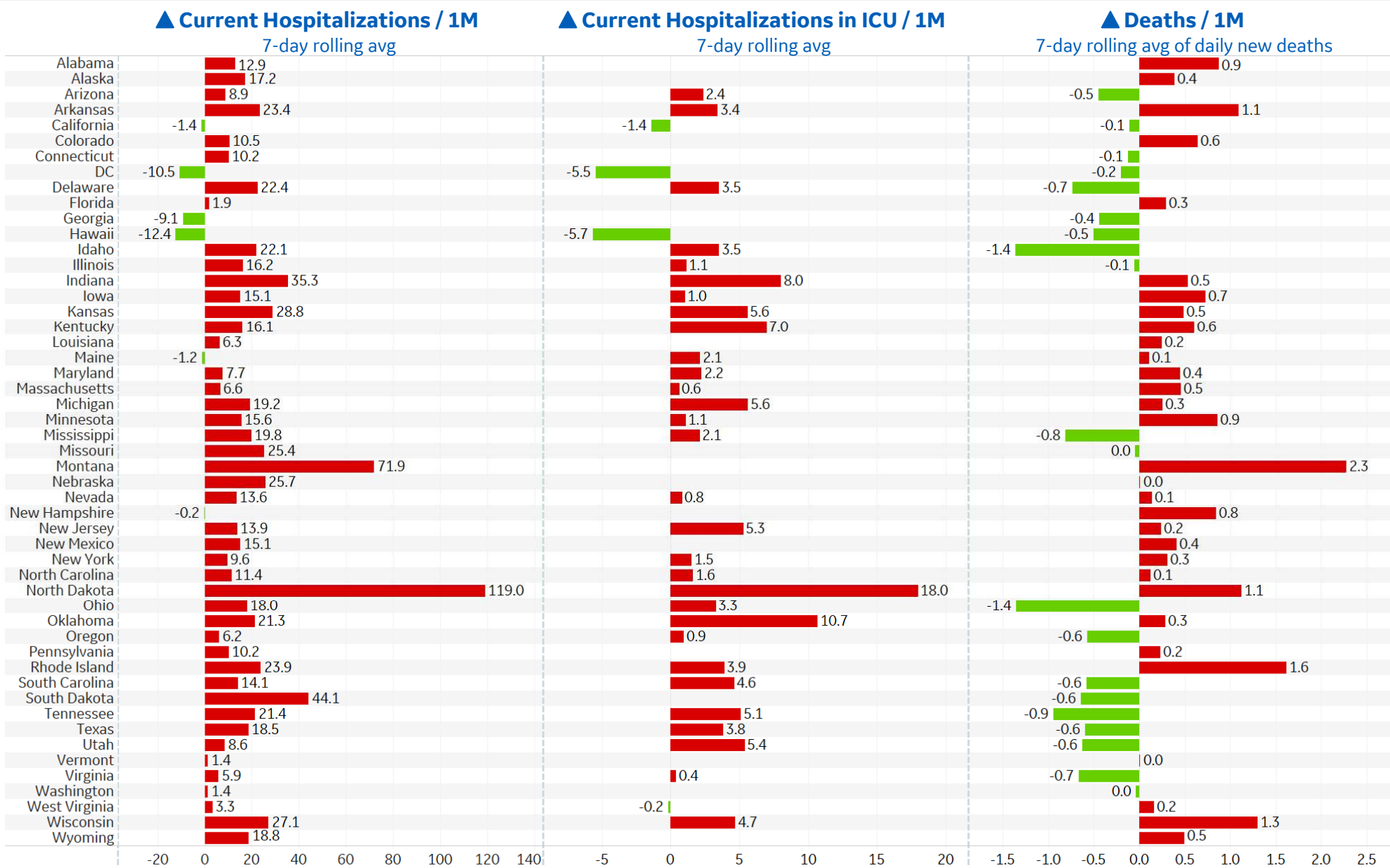


Reported Deaths





Feature: US Changes from Previous Week



*Blank rows indicate insignificant or missing data



Feature: Trends in CC Ecosystem Cities

Daily New Confirmed Cases / 1M (Bars)

7-day Rolling Avg

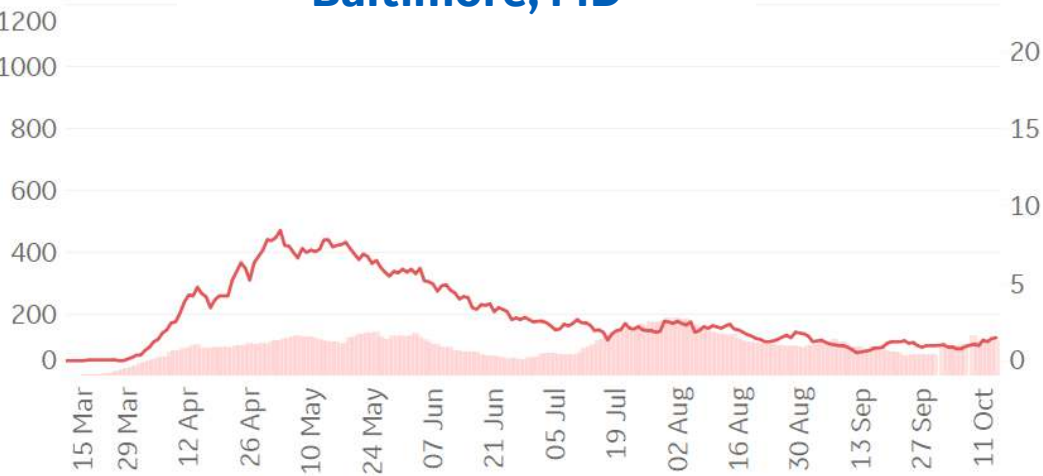
Asheville, NC



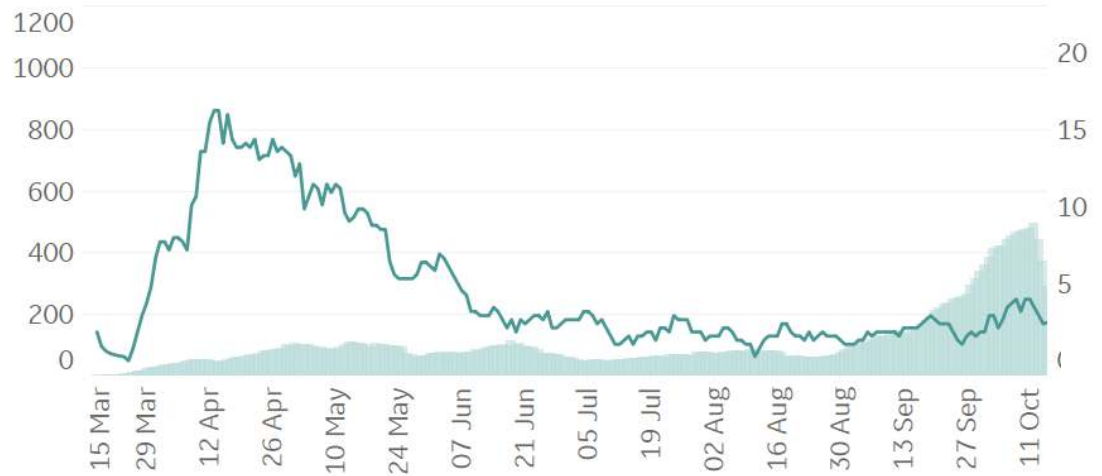
Bakersfield, CA



Baltimore, MD



Bradford, UK



Daily New Deaths / 1M (Lines)
7-day Rolling Avg



Feature: Trends in CC Ecosystem Cities

Durham, NC

Hanford, CA

Los Angeles, CA

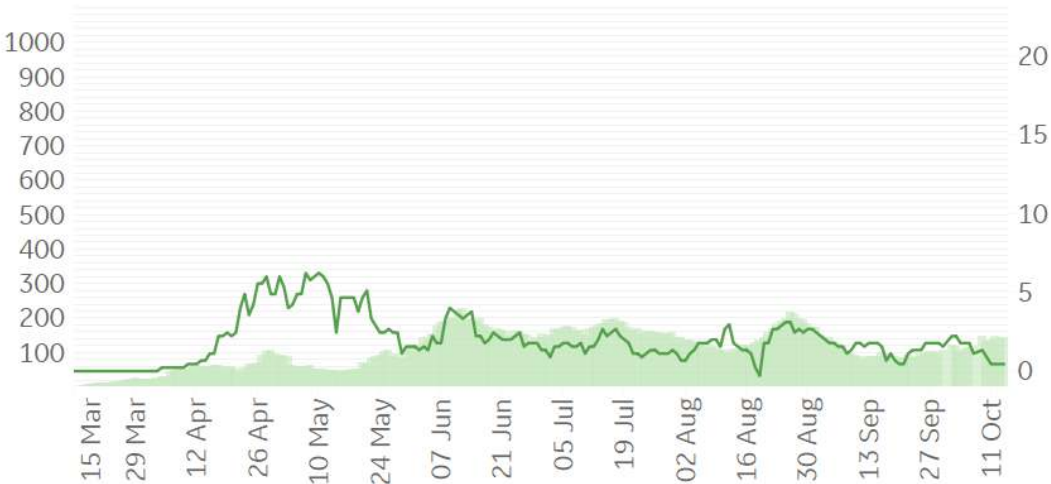
Cincinnati, OH

Daily New Confirmed Cases / 1M (Bars)

Daily New Deaths / 1M (Lines)

7-day Rolling Avg

7-day Rolling Avg





Feature: Trends in CC Ecosystem Cities

Daily New Confirmed Cases / 1M (Bars)

7-day Rolling Avg

Miami, FL



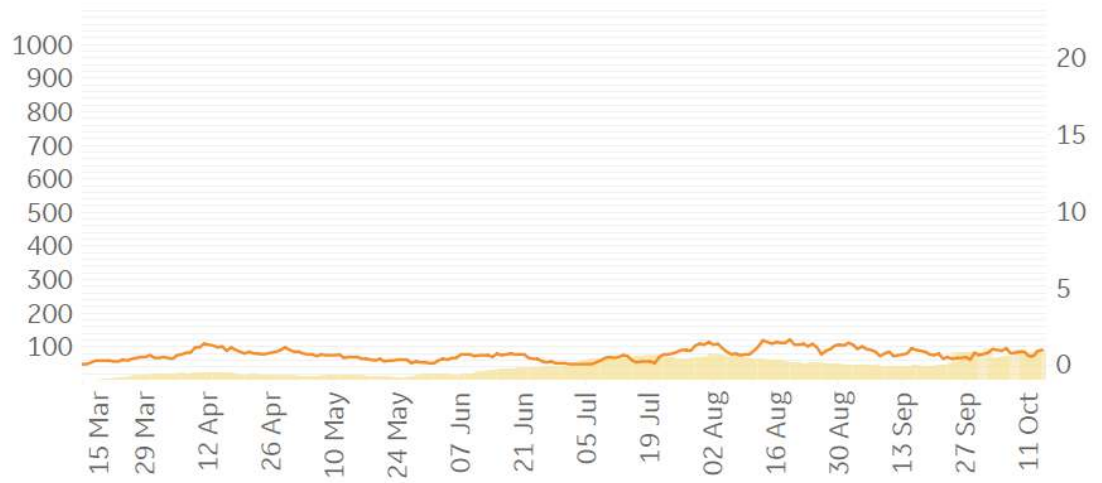
Orlando, FL



Philadelphia, PA



Portland, OR



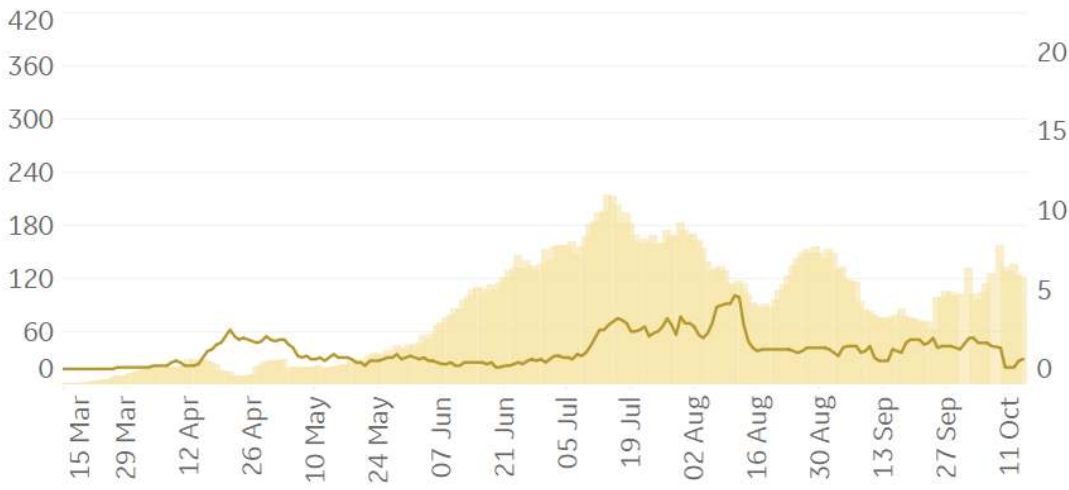
Daily New Deaths / 1M (Lines)
7-day Rolling Avg



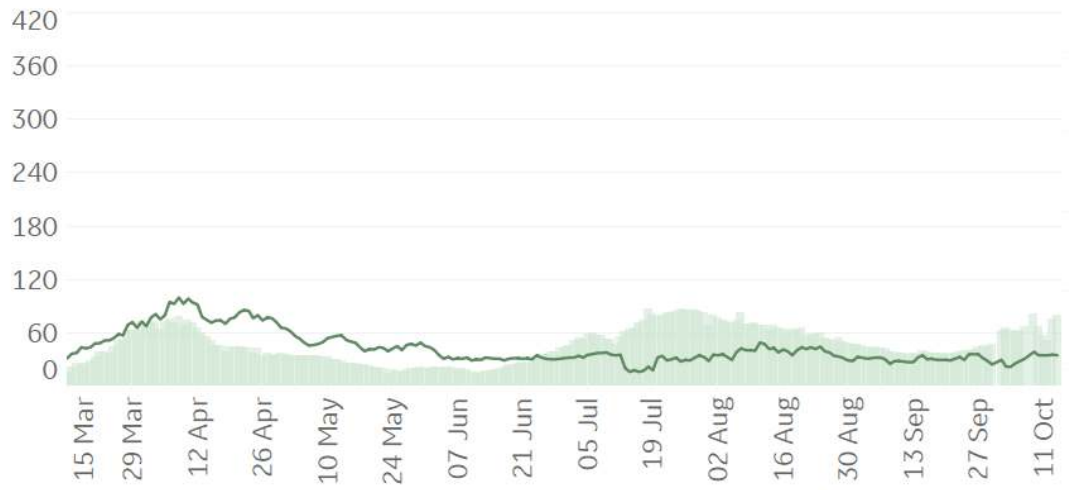
Feature: Trends in CC Ecosystem Cities

Raleigh, NC

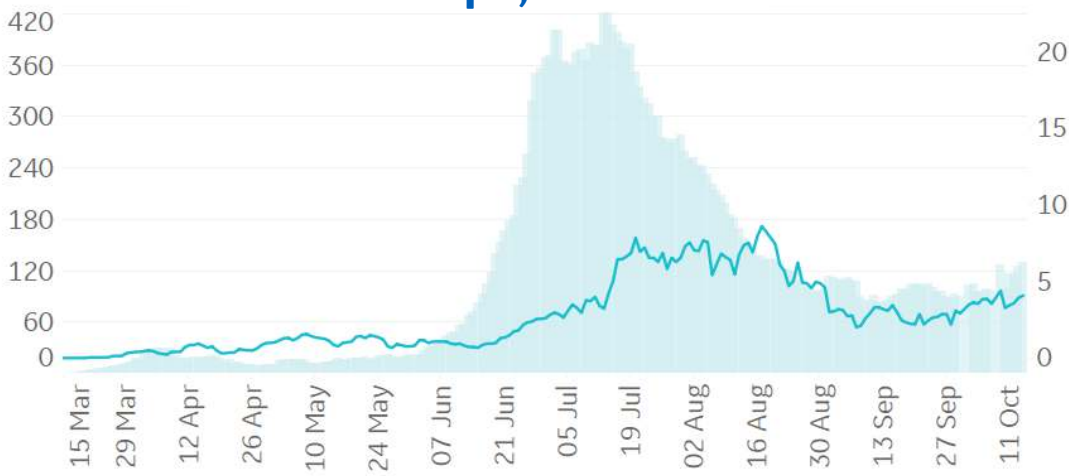
Daily New Confirmed Cases / 1M (Bars)
7-day Rolling Avg



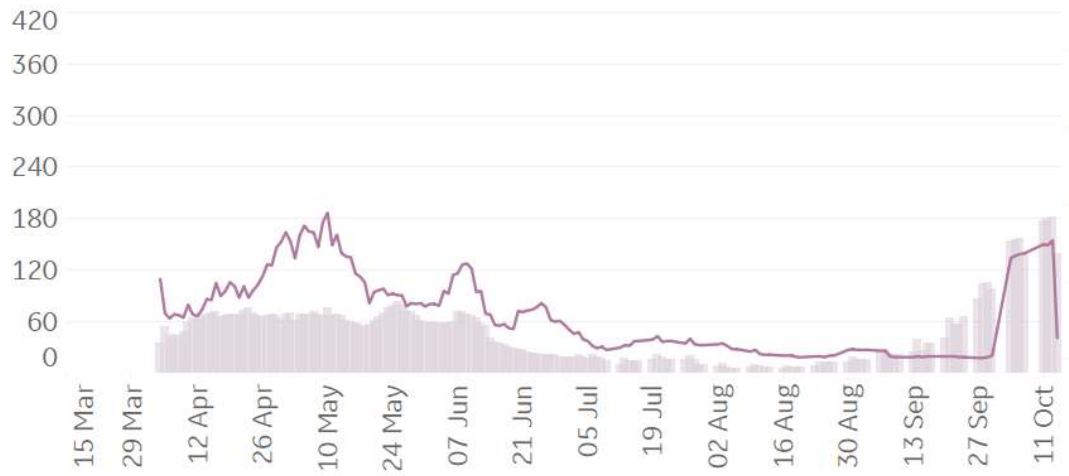
Seattle, WA



Tampa, FL



Toronto, Canada



Daily New Deaths / 1M (Lines)
7-day Rolling Avg



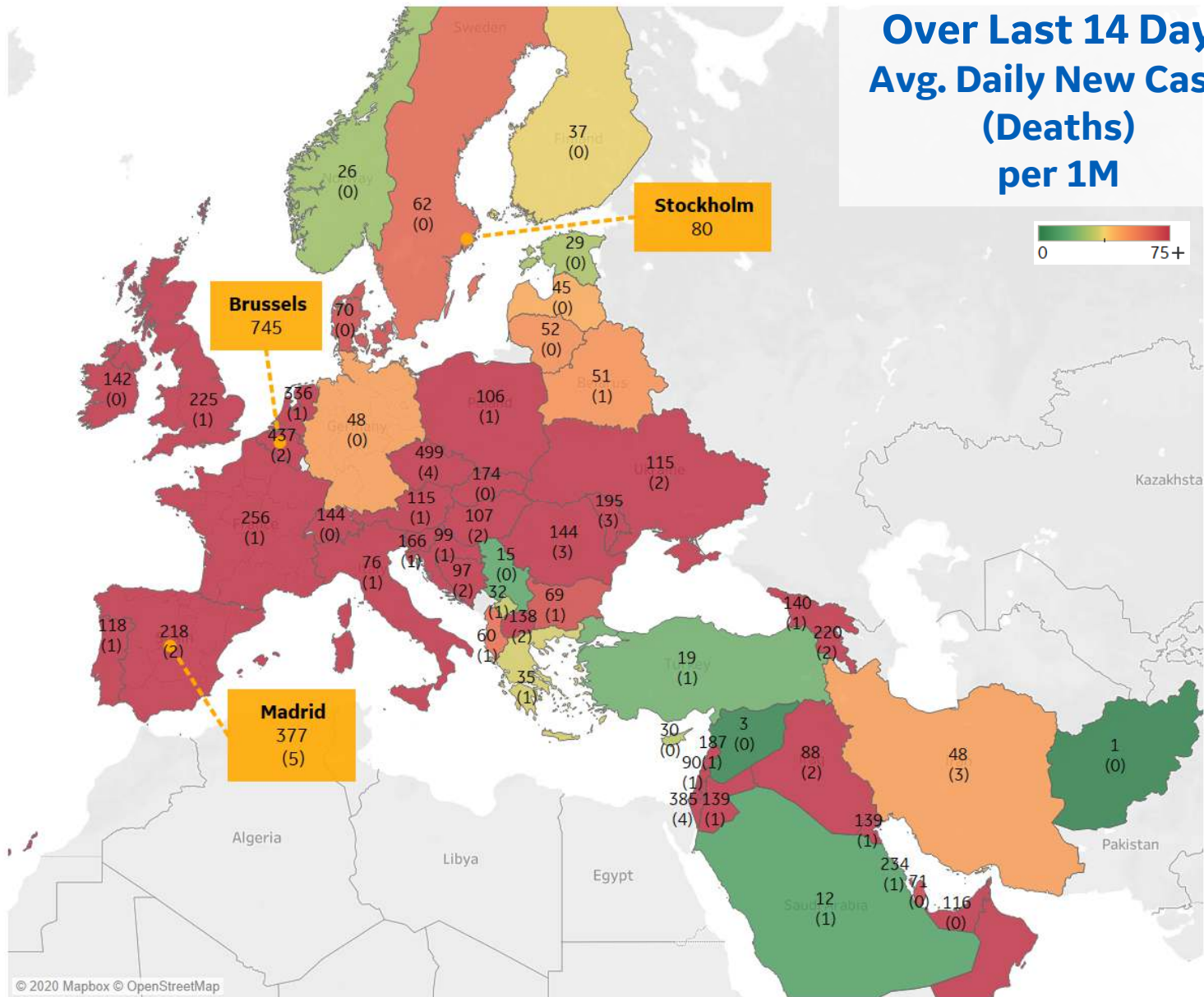
Per 1M in Region

	Today	Change
Active Cases	3,779	+4%
Confirmed	172 new	+2%
Deaths	2 new	+0.6%
Recovered	40 new	+1%

Most Daily New Cases / 1M

Czechia	499
Belgium	437
Israel	385
Netherlands	336
France	256
Bahrain	234
UK	225
Armenia	220
Spain	218
Moldova	195

* Excludes regions with population < 1M



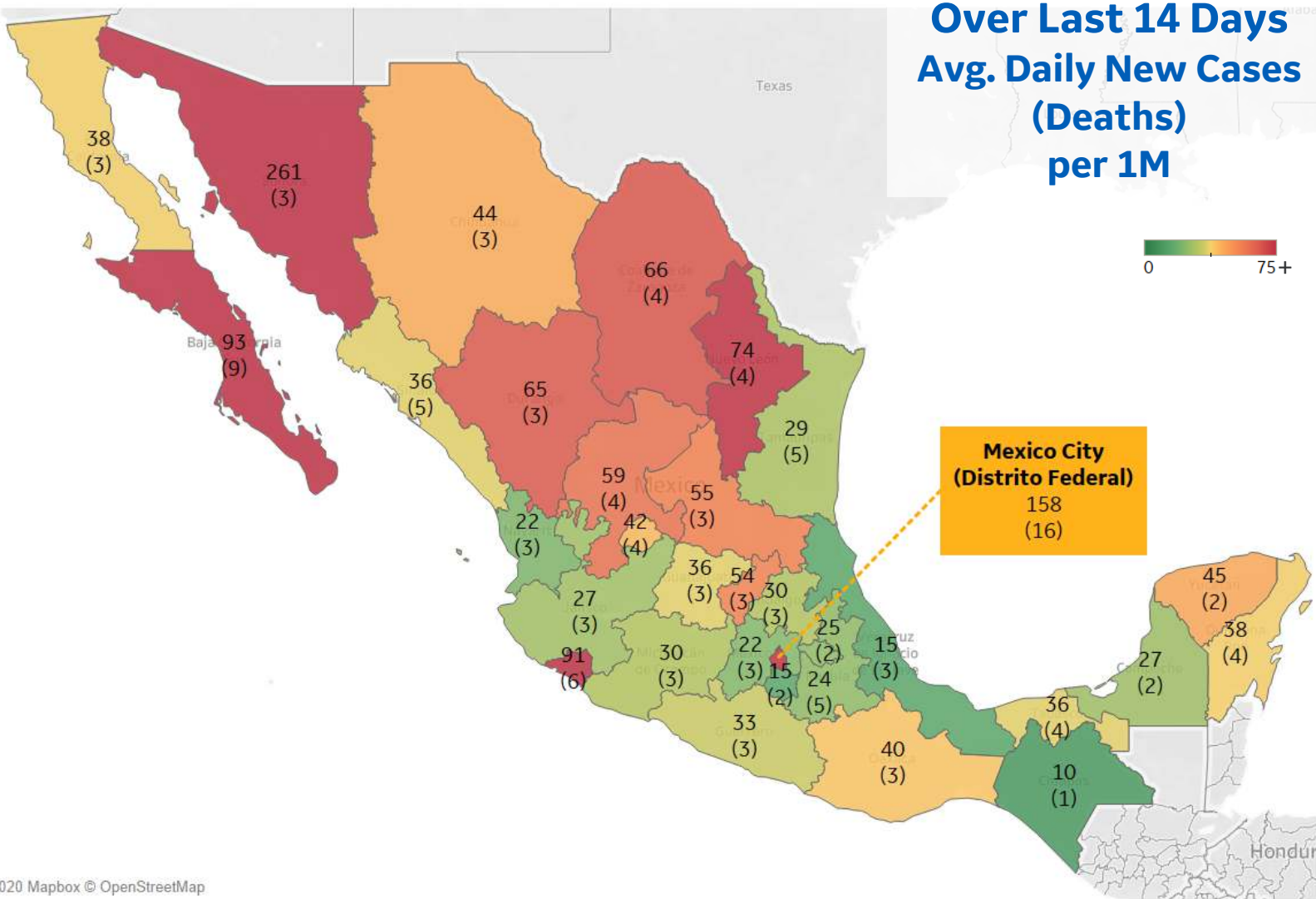


Per 1M in Region

	Today	Change
Active Cases	326	+2%
Confirmed	43 new	+0.7%
Deaths	3 new	+0.5%
Recovered	32 new	+1%

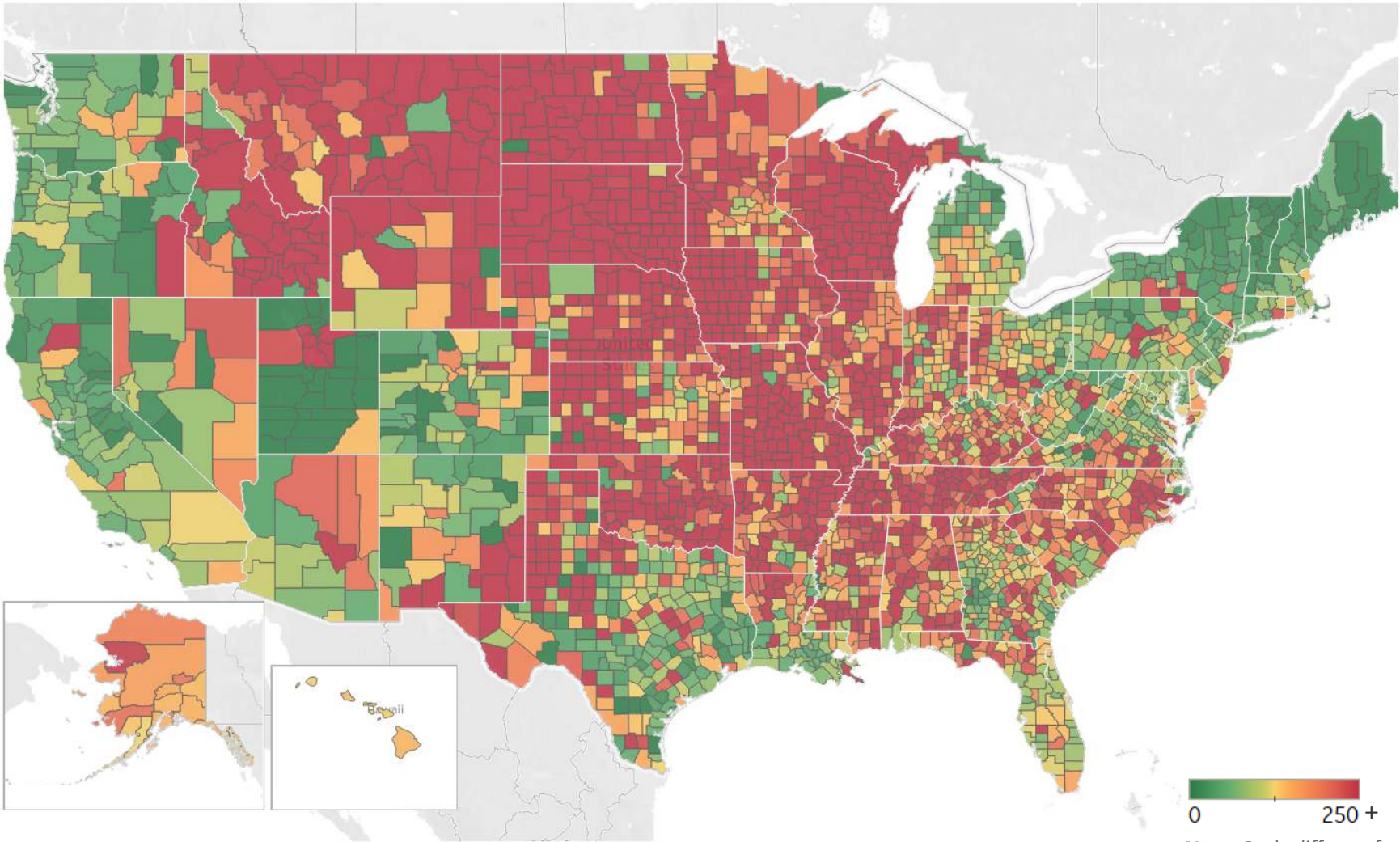
Most Daily New Cases / 1M

Sonora	261
Distrito Federal	158
Baja California Sur	93
Colima	91
Nuevo León	74
Coahuila	66
Durango	65
Zacatecas	59
San Luis Potosí	55
Querétaro	54





Over Last 14 Days...



0 250 +

Note: Scale different from other pages

Top 10 by New Confirmed

Avg New Confirmed Cases / 1M

Brown County, WI	735
Fayette County, KY	651
Lubbock County, TX	583
Utah County, UT	508
Winnebago County, IL	491
El Paso County, TX	444
Salt Lake County, UT	427
Greene County, MO	397
St. Joseph County, IN	385
Waukesha County, WI	344

Top 10 by New Deaths

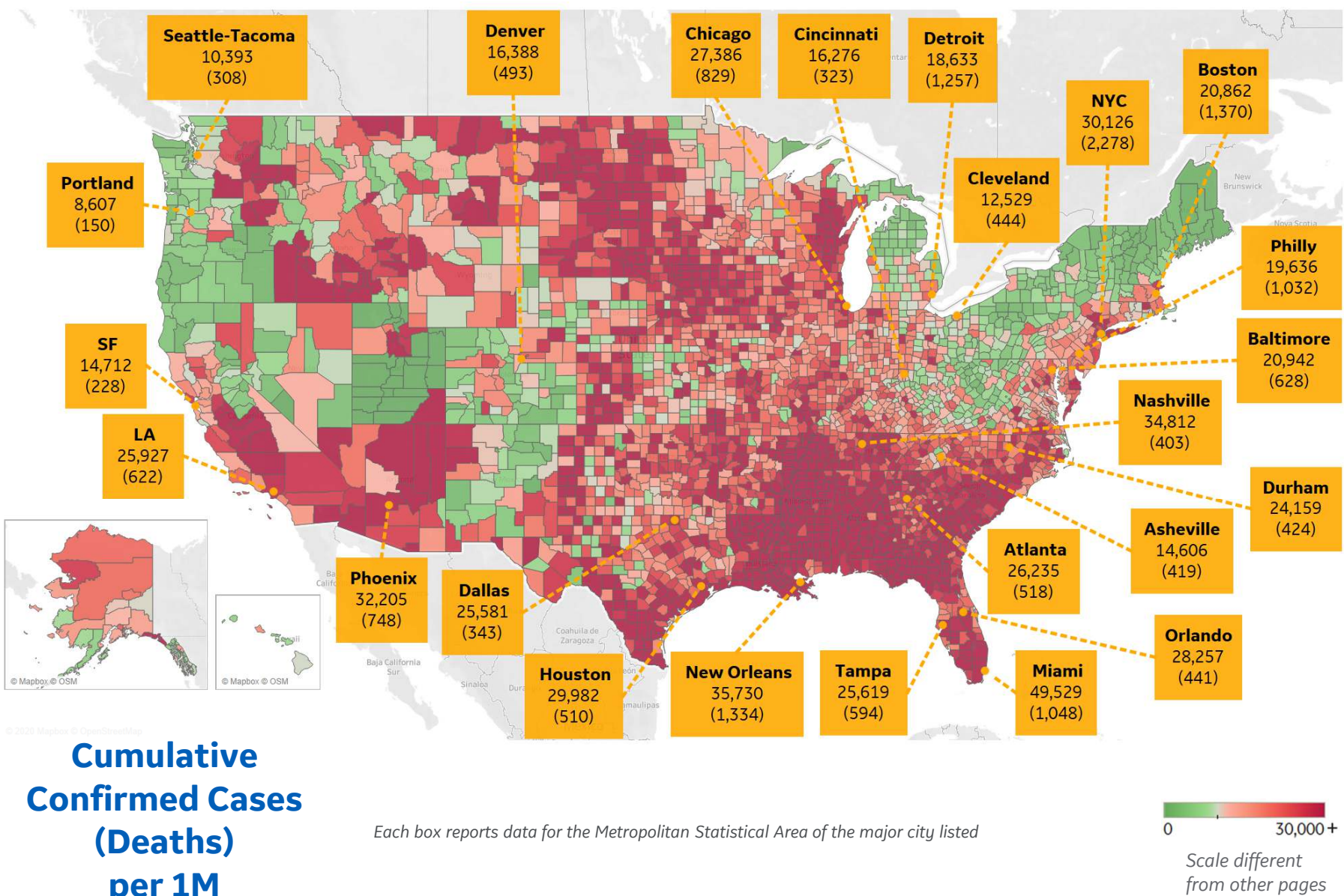
Avg New Deaths / 1M

Cameron County, TX	19
Hidalgo County, TX	14
Webb County, TX	10
Greene County, MO	9
St. Joseph County, IN	9
Marion County, FL	8
Duval County, FL	7
Escambia County, FL	7
Sarasota County, FL	7
Pulaski County, AR	6

Note: Includes counties \geq 250K population



US by County & Metro, Cumulative to Date



Top 25 Counties

Cumulative Confirmed Cases / 1M

Miami-Dade County, FL	65,077
Nueces County, TX	57,652
Cameron County, TX	55,799
Webb County, TX	52,369
Rockland County, NY	52,095
Brown County, WI	47,323
Lubbock County, TX	47,252
Yakima County, WA	46,466
Jefferson Parish, LA	42,040
Davidson County, TN	41,627
Broward County, FL	41,025
Westchester County, NY	40,517
Escambia County, FL	40,328
Charleston County, SC	39,980
Passaic County, NJ	39,480
Richland County, SC	39,364
Hidalgo County, TX	39,178
Leon County, FL	39,113
Utah County, UT	38,160
Kern County, CA	36,820
Tulare County, CA	36,498
Milwaukee County, WI	35,969
Polk County, IA	35,851
McLennan County, TX	35,800
Shelby County, TN	35,685

Note: Includes counties ≥ 250K population

* New York City counties aggregated into one reporting area



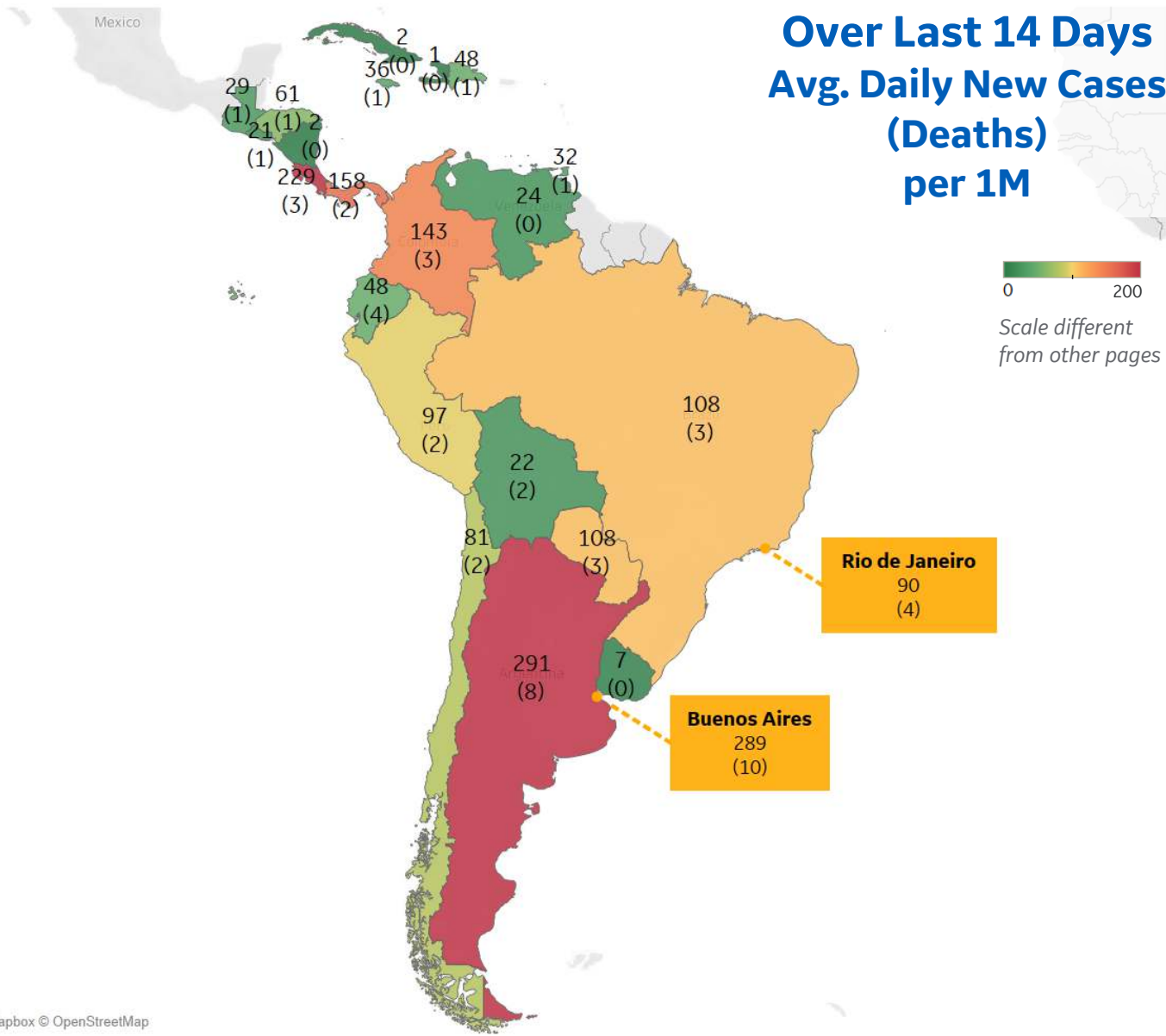
Per 1M in Region

	Today	Change
Active Cases	1,968	+2%
Confirmed	128 new	+0.7%
Deaths	3 new	+0.6%
Recovered	78 new	+0.5%

Most Daily New Cases / 1M

Argentina	291
Costa Rica	229
Panama	158
Colombia	143
Brazil	108
Paraguay	108
Peru	97
Chile	81
Honduras	61
Dom. Rep.	48

* Excludes regions with population < 1M





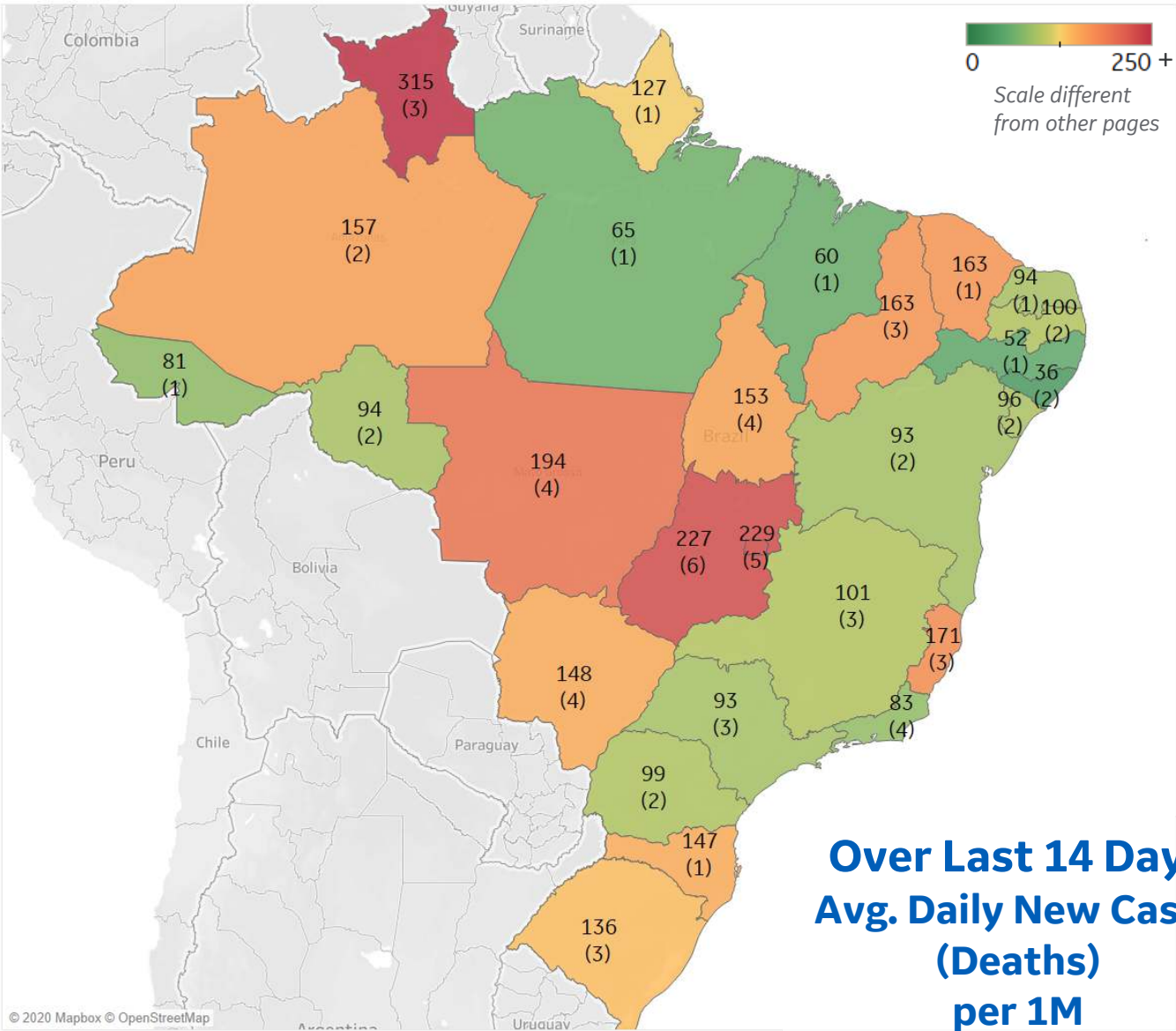
Per 1M in Region

	Today	Change
Active Cases	2,308	+6%
Confirmed	134 new	+0.6%
Deaths	3 new	+0.5%
Recovered	0 new	+0%

Most Daily New Cases / 1M

Distrito Federal	229
Goiás	227
MatoGrosso	194
Espírito Santo	171
Ceará	163
Piauí	163
Amazonas	157
Tocantins	153
MatoGrosso d..	148
Santa Catarina	147

* Excludes regions with population < 1M





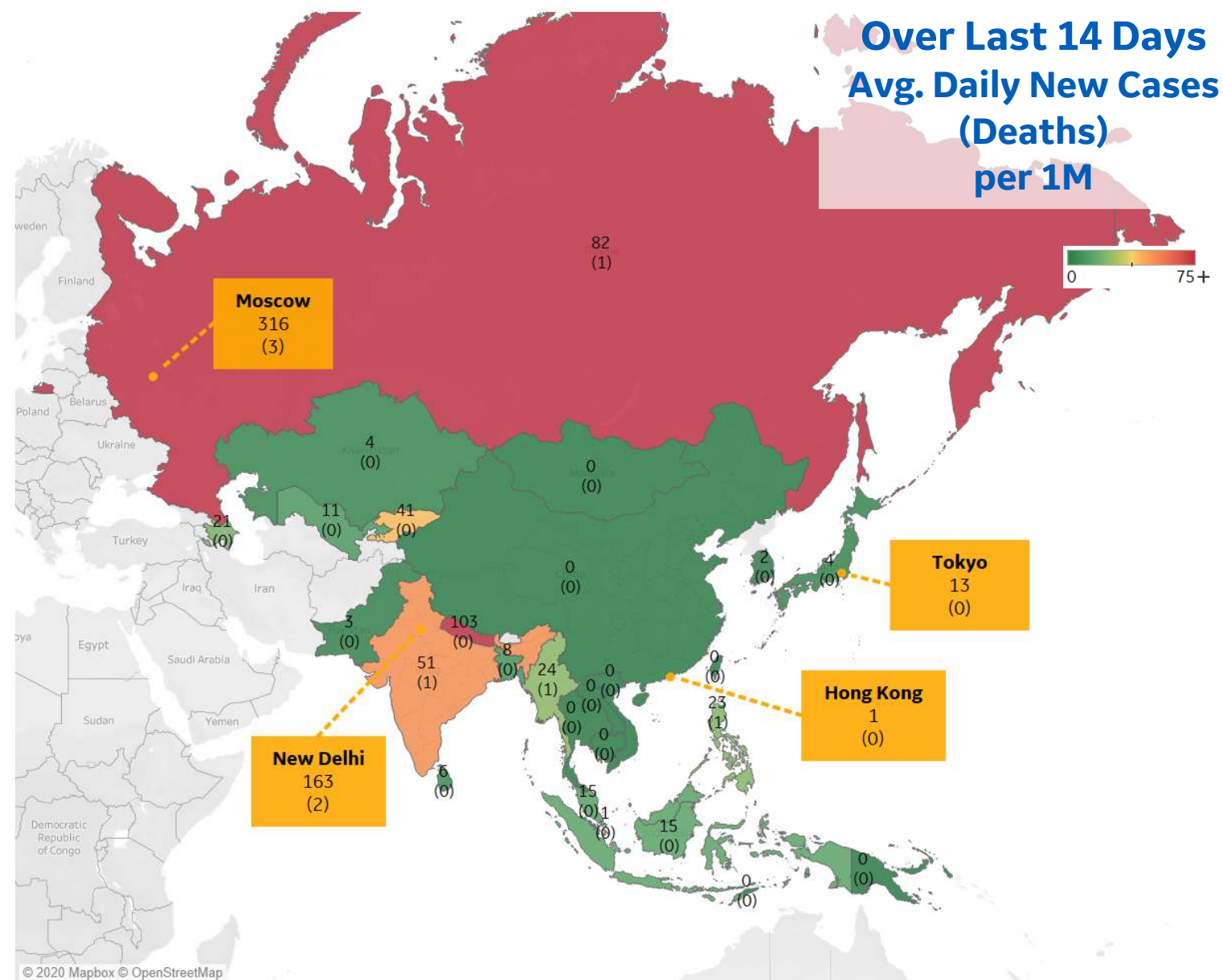
Per 1M in Region

	Today	Change
Active Cases	314	+0%
Confirmed	21 new	+1%
Deaths	0.3 new	+0.8%
Recovered	22 new	+1%

..... Most Daily New Cases / 1M

Nepal	103
Russia	82
India	51
Kyrgyzstan	41
Myanmar	24
Philippines	23
Azerbaijan	21
Indonesia	15
Malaysia	15
Uzbekistan	11

* Excludes regions with population < 1M





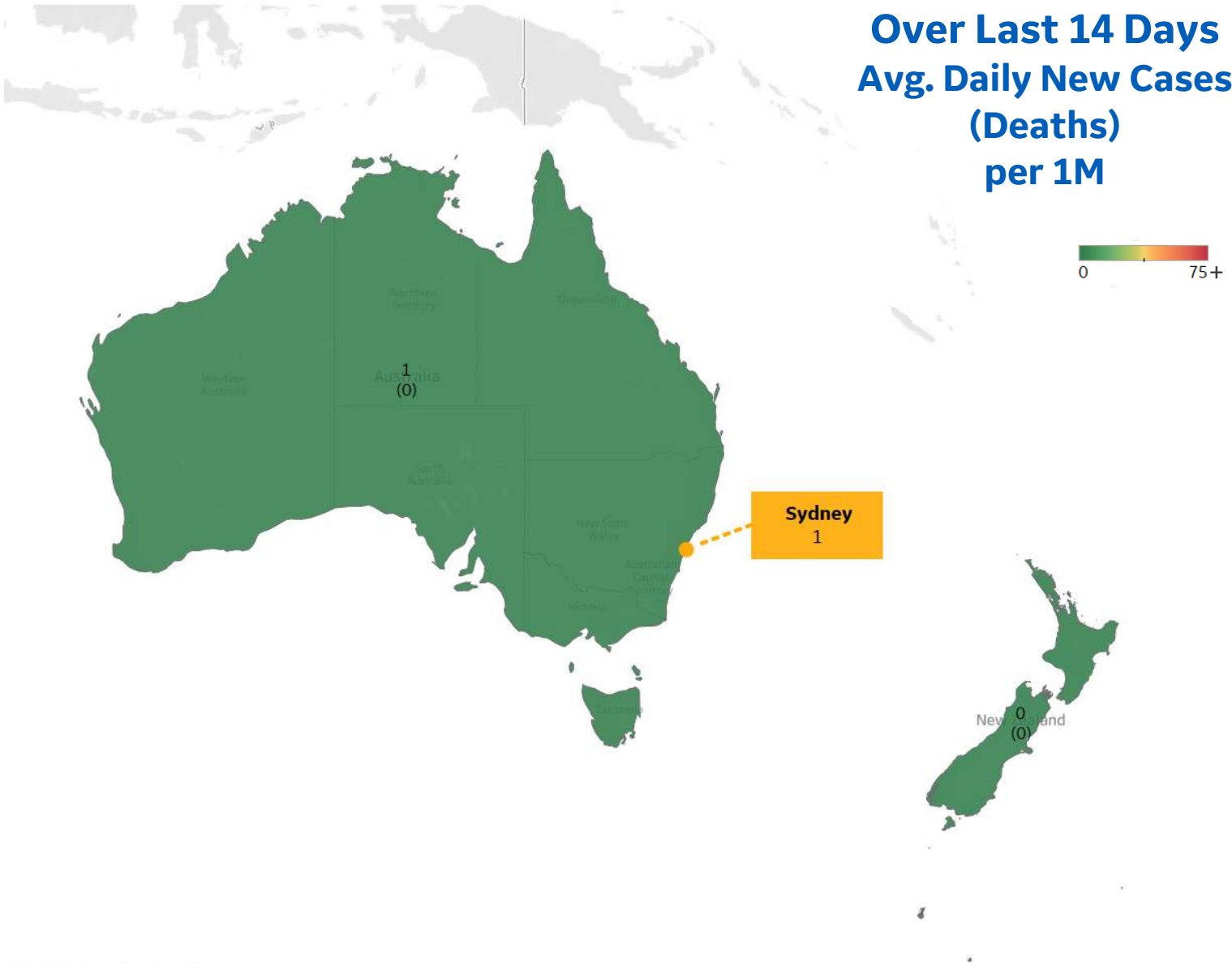
Per 1M in Region

	Today	Change
Active Cases	46	+0.2%
Confirmed	1 new	+0.1%
Deaths	0 new	+0%
Recovered	1 new	+0.1%

Most Daily New Cases / 1M

Australia	1
New Zealand	0

* Excludes regions with population < 1M





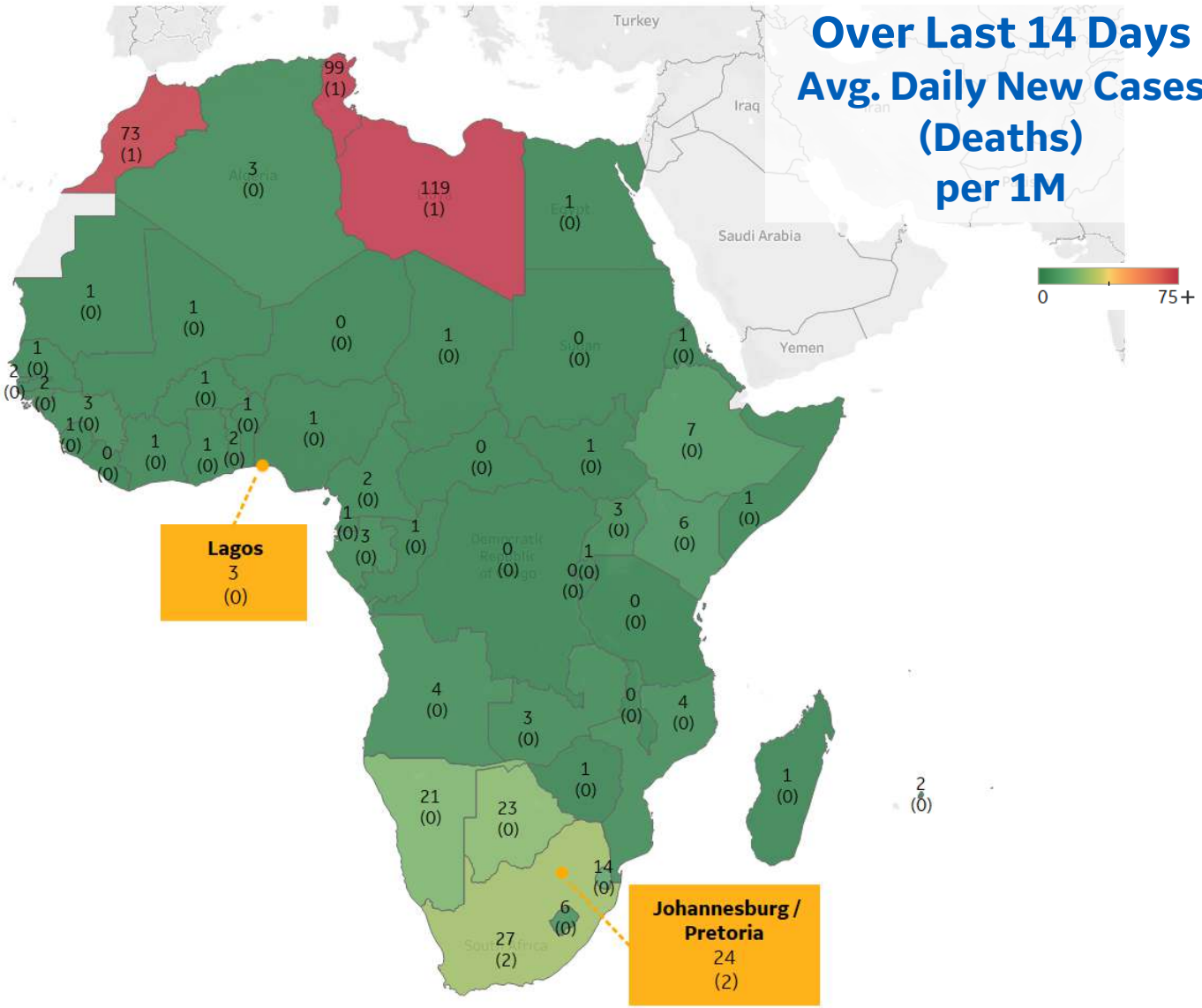
Per 1M in Region

	Today	Change
Active Cases	183	+1%
Confirmed	7 new	+0.6%
Deaths	0.2 new	+0.7%
Recovered	5 new	+0.5%

Most Daily New Cases / 1M

Libya	119
Tunisia	99
Morocco	73
South Africa	27
Botswana	23
Namibia	21
Eswatini	14
Ethiopia	7
Lesotho	6
Kenya	6

* Excludes regions with population < 1M





Sources



** Per 1M = Per 1 Million Population unless otherwise noted

Johns Hopkins Coronavirus Resource Center:

<https://coronavirus.jhu.edu/map.html>

Worldometer Coronavirus Reporting:

<https://www.worldometers.info/coronavirus/>

Public Health England:

<https://www.gov.uk/government/publications/covid-19-track-coronavirus-cases>

US Department of Homeland Security, Homeland Infrastructure Foundation-Level Data:

<https://hifld-geoplatform.opendata.arcgis.com/datasets/hospitals>

City of New York, NYC Health:

<https://www1.nyc.gov/site/doh/covid/covid-19-data.page>

Chicago Coronavirus Latest Data:

<https://www.chicago.gov/city/en/sites/covid-19/home/latest-data.html>

National Health Commission of the PRC:

<http://www.nhc.gov.cn/xcs/yqtb/202003/bf66696029ba420098164607240074f8.shtml>

Korean Centers for Disease Control and Prevention:

http://www.cdc.go.kr/cdc_eng/

CDC, Severe Outcomes Among Patients with Coronavirus Disease 2019 (COVID-19):

<https://www.cdc.gov/mmwr/volumes/69/wr/mm6912e2.htm>

Italian Department of Civil Protection, COVID Monitoring:

<http://opendatadpc.maps.arcgis.com/apps/opsdashboard/index.html#/b0c68bce2cce478eaac82fe38d4138b1>

The COVID Tracking Project:

<https://covidtracking.com/data/>

UK Office for National Statistics

<https://www.ons.gov.uk/peoplepopulationandcommunity/birthsdeathsandmarriages/deaths/bulletins/deathsregisteredweeklyinenglandandwalesprovisional/weekending24april2020>

COVID-19 Information for Switzerland:

<https://www.corona-data.ch/>

Provincial Health Services Authority of Canada. BC Center for Disease Control:

<http://www.bccdc.ca/about/news-stories/stories/2020/information-on-novel-coronavirus>

Secretary of Health, Mexico:

<https://www.gob.mx/salud/en>

OECD Economic Outlooks, Statistics:

https://www.oecd-ilibrary.org/economics/data/oecd-economic-outlook-statistics-and-projections_eo-data-en

Public Health Authority of Sweden:

<https://www.folkhalsomyndigheten.se/smittskydd-beredskap/utbrott/aktuella-utbrott/covid-19/bekraftade-fall-i-sverige>

National Public Health Agency of France:

<https://www.santepubliquefrance.fr/regions/ile-de-france/documents/bulletin-regional/2020/covid-19-point-epidemiologique-en-ile-de-france-du-23-avril-2020>

Florida Department of Health, COVID-19 Response:

<https://floridahealthcovid19.gov>

CDC:

<https://www.cdc.gov/covid-data-tracker/index.html#demographics>

CDC Provisional COVID19 Deaths Counts

<https://data.cdc.gov/NCHS/Provisional-COVID-19-Death-Counts-by-Sex-Age-and-S/9bhg-hcku>

Johns Hopkins Coronavirus Resource Center:

<https://coronavirus.jhu.edu/map.html>

WHO Europe, Surveillance Report:

<http://www.euro.who.int/en/health-topics/health-emergencies/coronavirus-covid-19/weekly-surveillance-report>

WHO Europe, Principles for Transition:

<http://www.euro.who.int/en/media-centre/sections/statements/2020/statement-transition-to-a-new-normal-during-the-covid-19-pandemic-must-be-guided-by-public-health-principles>

The COVID Tracking Project

<https://covidtracking.com/data/api>

European Centre for Disease Prevention and Control

<https://www.ecdc.europa.eu/en/publications-data/download-data-hospital-and-icu-admission-rates-and-current-occupancy-covid-19>