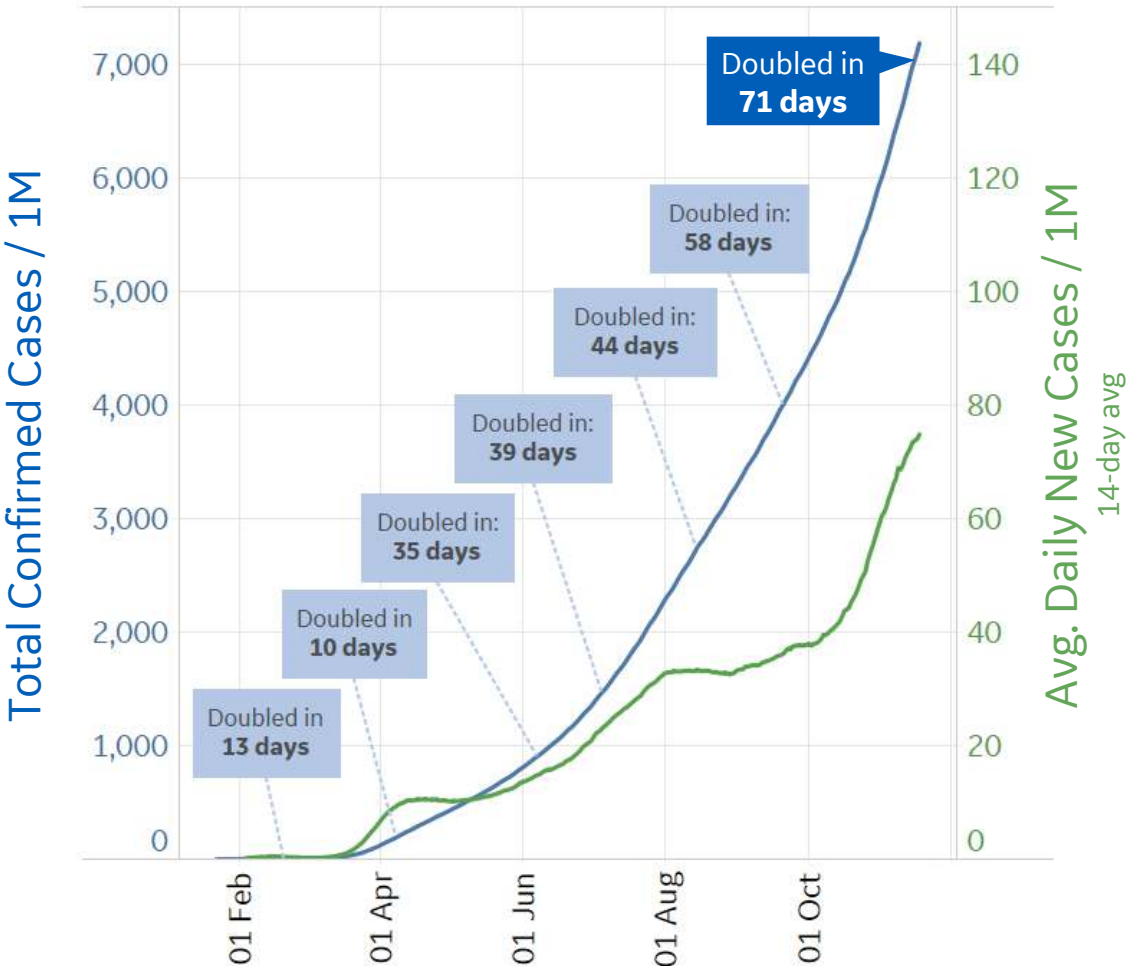




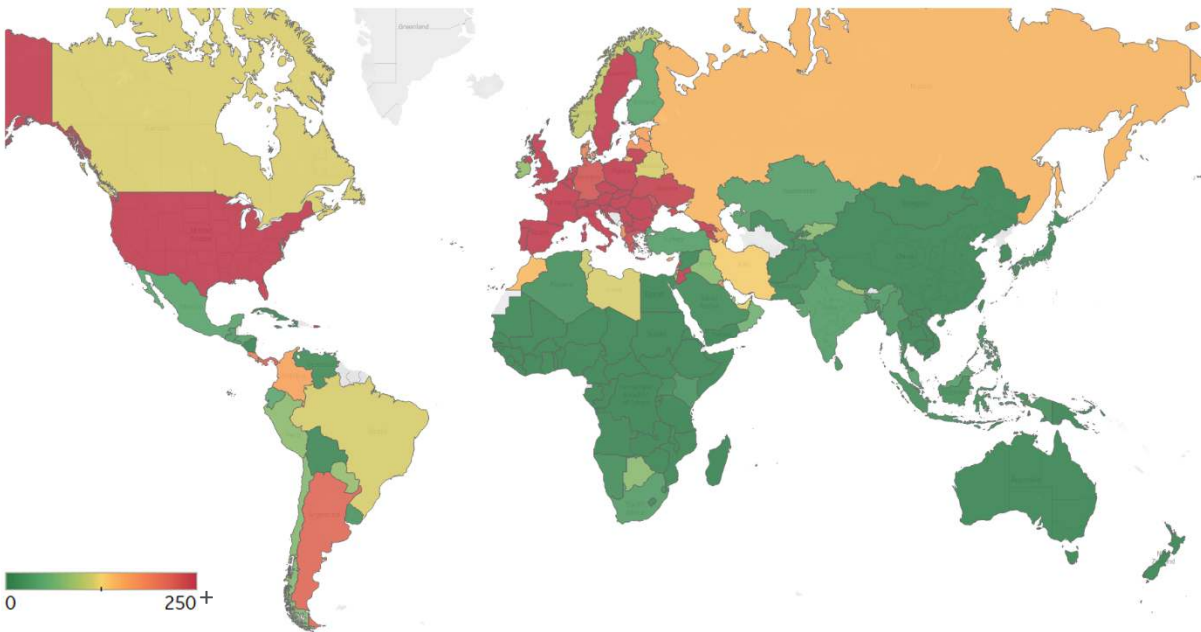
# Global Confirmed & Active Cases

Trend since 22 Jan



Avg. Daily New Cases / 1M

Over the last 14 days



Per 1M:	New Today	Change from 30 days ago
Active	21	+63%
Confirmed	79	+39%
Deaths	1	+20%
Recovered	56	+30%
	To Date	Last 30 Days
Worldwide Survival Rate	97.6%	98.6%

Worldwide Survival Rate = (Confirmed - Deaths) / (Confirmed) in a given time period



# New Confirmed Cases & New Deaths

Key

World

North America

Europe

Middle East

Cent & South America

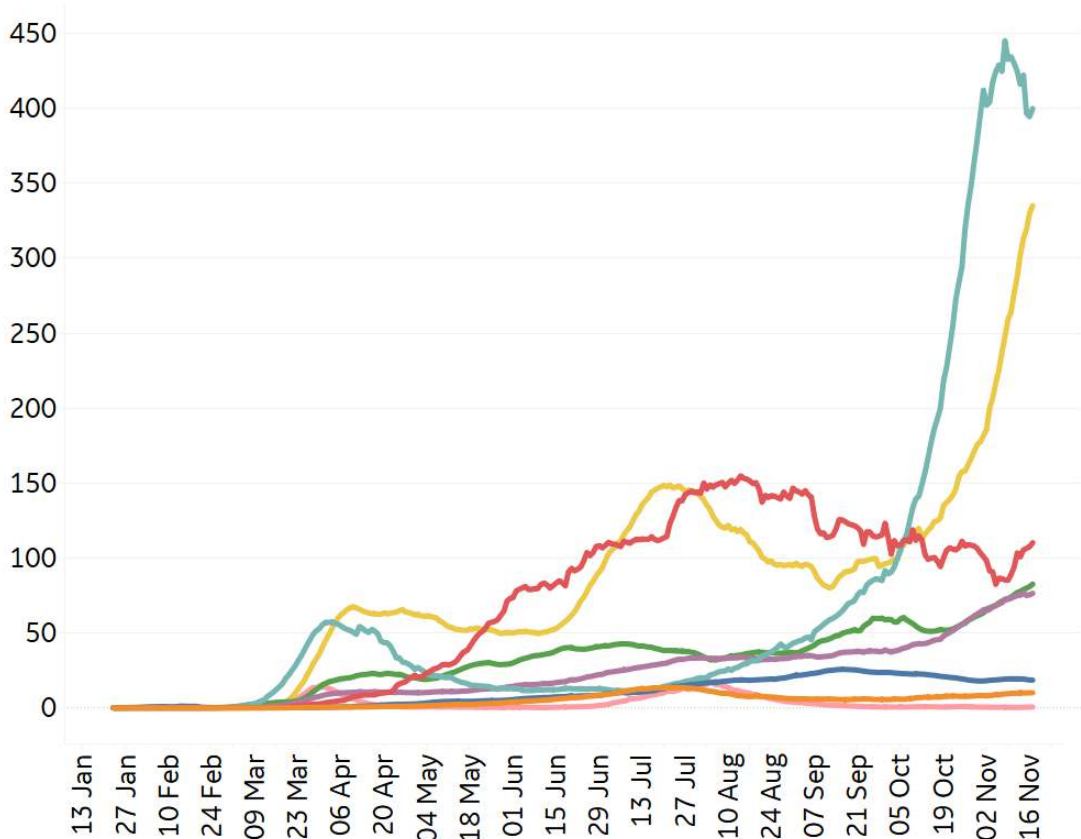
Asia

Africa

Oceania

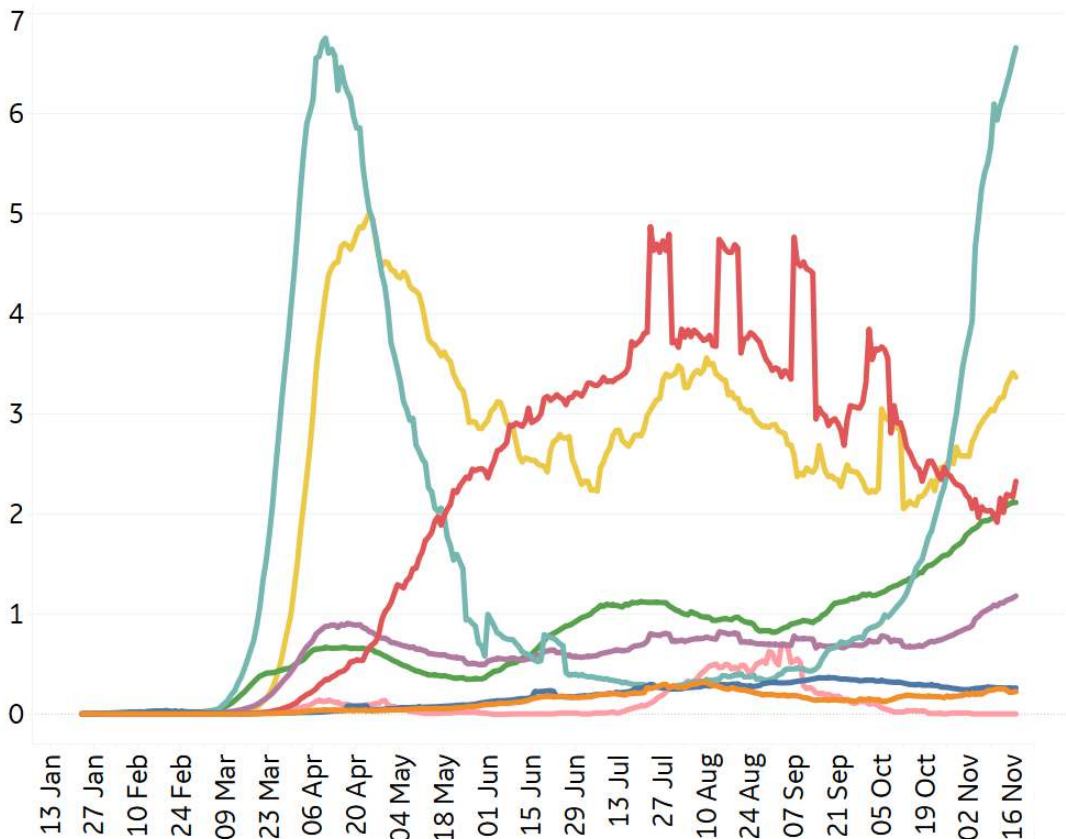
## New Confirmed Cases / 1M

7-day rolling average



## New Deaths / 1M

7-day rolling average





# Top 50 Countries: Per 1M



## 1 - 25

	Average over last 7 days		Total Since 22 Jan			Change from 14d Ago in 14 day avg of daily new	
	New Confirmed	New Deaths	Total Confirmed	Total Recovered	Total Deaths	Confirmed	Deaths
Belgium	408	16	46,646	N/A**	1,280	-59%	66%
Peru	64	1	28,457	26,304	1,070	13%	21%
Spain	394	7	32,297	3,216	892	-8%	127%
Argentina	210	6	29,406	25,419	799	-24%	-18%
Brazil	143	3	27,812	25,208	784	18%	10%
Chile	73	2	27,914	26,648	779	-2%	-9%
UK	373	6	20,834	N/A**	778	8%	67%
Italy	573	10	20,477	7,572	768	47%	161%
US	475	3	34,312	12,972	751	71%	24%
France	457	9	31,976	2,278	710	-7%	111%
Colombia	157	4	23,802	21,990	676	-11%	-2%
Panama	246	3	34,468	29,722	670	33%	11%
North Macedo..	507	13	23,334	13,750	660	51%	64%
Bos. and Herz.	388	18	22,538	N/A**	622	9%	142%
Sweden	427	2	19,055	0	616	106%	252%
Czechia	532	16	43,867	33,037	612	-37%	15%
Armenia	491	10	40,115	26,438	611	-14%	28%
Moldova	259	4	22,537	18,111	509	41%	-2%
Netherlands	317	4	27,091	380	507	-38%	37%
EU	419	7	21,877	6,462	501	11%	103%
Romania	439	8	19,414	13,164	481	59%	56%
Kosovo	342	5	16,152	9,506	451	128%	167%
Switzerland	649	11	31,721	19,539	423	-4%	266%
Slovenia	702	19	27,388	17,566	421	-15%	111%
Ireland	81	1	13,910	4,732	404	-48%	28%

## 26 - 50

	Average over last 7 days		Total Since 22 Jan			Change from 14d Ago in 14 day avg of daily new	
	New Confirmed	New Deaths	Total Confirmed	Total Recovered	Total Deaths	Confirmed	Deaths
Portugal	601	7	22,568	14,656	348	77%	118%
Bulgaria	478	12	15,341	4,539	347	61%	155%
South Africa	34	1	12,717	11,749	345	13%	1%
Hungary	499	10	15,803	3,539	340	73%	72%
Israel	80	1	37,610	36,353	316	-13%	-54%
Costa Rica	197	2	24,654	15,225	310	-5%	-19%
Iraq	68	1	13,040	11,263	292	-12%	-3%
Poland	601	9	19,895	8,568	287	52%	99%
Croatia	599	9	21,305	17,290	271	23%	97%
Oman	51	1	23,639	21,824	264	-24%	-39%
Ukraine	262	4	13,119	5,987	232	42%	34%
Russia	149	3	13,396	10,039	230	23%	21%
Austria	789	7	23,827	15,154	216	90%	171%
Dom. Rep.	47	0	12,417	10,210	211	17%	-21%
Kuwait	151	1	32,287	30,216	199	-5%	-21%
Bahrain	100	1	49,958	48,720	198	-31%	-32%
Georgia	799	9	21,546	17,279	195	68%	104%
Jordan	490	7	15,289	8,847	187	52%	70%
West Bank an..	172	1	14,212	12,187	127	31%	-1%
Lebanon	231	2	15,816	9,142	123	9%	26%
Lithuania	527	4	13,546	3,147	110	104%	118%
Slovakia	300	4	16,229	6,210	102	-22%	135%
Qatar	77	0	47,282	46,239	82	-4%	-63%
UAE	122	0	15,450	14,625	54	-10%	6%
Total World	76	1	7,180	4,619	173	20%	37%

\*Change from 14d ago:  
Compares 14d-avgs. of Daily New Cases/Deaths  
today with 14d-avgs. from 14d ago

Confirmed cases in the **UK** increased 28% in the last 14 days (+4,599 cases per 1M)

Sorted by Total Deaths / 1M  
Top 50 countries selected by Cases / 1M  
Excluded countries with population < 1M

N/A\*\* due to inconsistent reporting of Recovered Cases



# Top 50 Countries: Raw Volume

Updated 18 Nov 2020, 3:30 GMT

4

1 - 25	Average over last 7 days		Total Since 22 Jan			Change from 14d Ago in 14 day avg of daily new	
	New Confirmed	New Deaths	Total Confirmed	Total Recovered	Total Deaths	Confirmed	Deaths
US	157,318	1,156	11,357,322	4,293,640	248,672	71%	24%
EU	186,691	3,162	9,740,937	2,877,184	223,052	11%	103%
Brazil	30,393	557	5,911,758	5,358,299	166,699	18%	10%
India	39,557	489	8,912,907	8,335,109	130,993	-10%	-4%
Mexico	4,660	455	1,011,153	757,951	99,026	-6%	13%
UK	25,309	425	1,414,359	3,148	52,839	8%	67%
Italy	34,658	591	1,238,072	457,798	46,464	47%	161%
France	29,812	582	2,087,183	148,669	46,346	-7%	111%
Iran	12,169	466	788,473	570,774	42,461	54%	23%
Spain	18,401	335	1,510,023	150,376	41,688	-8%	127%
Argentina	9,504	275	1,329,005	1,148,833	36,106	-24%	-18%
Peru	2,106	47	938,268	867,306	35,271	13%	21%
Colombia	7,967	179	1,211,128	1,118,902	34,381	-11%	-2%
Russia	21,736	389	1,954,912	1,465,051	33,619	23%	21%
South Africa	2,000	69	754,256	696,820	20,432	13%	1%
Indonesia	4,301	90	474,455	398,636	15,393	13%	-12%
Chile	1,386	39	533,610	509,401	14,883	-2%	-9%
Belgium	4,733	183	540,605	N/A**	14,839	-59%	66%
Germany	18,295	194	843,757	537,347	13,138	39%	190%
Ecuador	770	25	181,104	160,639	13,025	-31%	11%
Iraq	2,742	46	524,503	453,025	11,752	-12%	-3%
Turkey	3,150	92	421,413	359,063	11,704	28%	18%
Canada	4,771	63	309,877	248,859	11,136	49%	65%
Poland	22,764	353	752,940	324,282	10,848	52%	99%
Ukraine	11,459	164	573,758	261,836	10,168	42%	34%

26 - 50	Average over last 7 days		Total Since 22 Jan			Change from 14d Ago in 14 day avg of daily new	
	New Confirmed	New Deaths	Total Confirmed	Total Recovered	Total Deaths	Confirmed	Deaths
Romania	8,454	154	373,474	253,244	9,261	59%	56%
Bolivia	116	8	143,473	117,789	8,866	-19%	-49%
Netherlands	5,425	68	464,205	6,511	8,689	-38%	37%
Philippines	1,567	29	410,718	374,543	7,862	-11%	-13%
Pakistan	2,171	30	363,380	325,788	7,230	101%	107%
Czechia	5,698	176	469,769	353,794	6,558	-37%	15%
Bangladesh	1,866	21	436,684	352,895	6,254	14%	-5%
Sweden	4,314	24	192,439	N/A**	6,225	106%	252%
Saudi Arabia	352	17	353,918	341,104	5,692	-2%	-1%
Morocco	5,206	72	301,604	247,594	4,932	42%	18%
Switzerland	5,619	93	274,534	169,100	3,664	-4%	266%
Portugal	6,127	76	230,124	149,445	3,553	77%	118%
Hungary	4,820	98	152,659	34,185	3,281	73%	72%
Panama	1,060	11	148,721	128,242	2,893	33%	11%
Israel	697	7	325,537	314,651	2,736	-13%	-54%
Dom. Rep.	509	3	134,697	110,761	2,290	17%	-21%
Austria	7,104	64	214,597	136,487	1,945	90%	171%
Jordan	5,002	75	155,993	90,267	1,909	52%	70%
Kazakhstan	633	6	122,335	110,835	1,899	116%	-31%
Costa Rica	1,003	11	125,590	77,558	1,578	-5%	-19%
Nepal	1,674	14	211,475	179,242	1,247	-21%	2%
Kuwait	643	4	137,885	129,041	848	-5%	-21%
UAE	1,203	3	152,809	144,647	538	-10%	6%
Qatar	223	0	136,222	133,217	235	-4%	-63%
Total World	591,805	9,128	55,624,562	35,784,056	1,338,106	20%	37%

\*Change from 14d ago:  
Compares 14d-avgs. of Daily New Cases/Deaths today with 14d-avgs. from 14d ago

In the past 7 days, **Iran** saw a 10% increase in cases and a 7% increase in deaths (+73,405 cases and +2,797 deaths)

Sorted by Raw Total Deaths  
Top 50 countries selected by Total Cases  
Excluded countries with population < 1M

N/A\*\* due to inconsistent reporting of Recovered Cases





# United States: Per 1M



## 1 - 25

	Average over last 7 days		Total Since 22 Jan			Change from 14d Ago* in 14 day avg of daily new	
	New Confirmed	New Deaths	Total Confirmed	Total Recovered	Total Deaths	Confirmed	Deaths
New Jersey	404	3	32,145	4,481	1,871	107%	72%
New York	240	2	29,238	4,216	1,756	102%	116%
Massachusetts	375	4	27,996	19,938	1,503	95%	17%
Connecticut	482	3	26,642	2,749	1,338	94%	79%
Louisiana	399	3	44,675	37,882	1,324	183%	15%
Rhode Island	773	6	42,033	3,016	1,206	69%	38%
Mississippi	368	5	45,630	39,206	1,203	40%	8%
North Dakota	1,802	19	86,564	72,404	1,017	39%	54%
DC	230	1	27,360	20,313	935	65%	160%
Illinois	977	8	47,179	N/A	893	98%	85%
Arizona	329	2	38,454	6,334	867	78%	60%
Michigan	738	6	29,723	13,904	852	113%	98%
Georgia	255	4	40,553	N/A	848	63%	49%
Florida	300	3	41,779	N/A	822	43%	-4%
S. Carolina	282	3	38,437	20,035	807	24%	-31%
Delaware	358	2	30,348	15,569	759	96%	-39%
Indiana	910	6	38,948	22,783	746	98%	36%
Arkansas	552	6	45,033	38,792	744	52%	-12%
Pennsylvania	412	3	21,946	14,419	730	102%	55%
South Dakota	1,607	17	76,056	54,276	728	28%	71%
Maryland	309	2	28,087	1,391	717	100%	54%
Texas	338	4	37,208	30,460	695	46%	41%
Alabama	416	5	45,042	17,955	673	16%	73%
Iowa	1,330	8	61,234	34,858	654	134%	39%
Nevada	533	4	40,191	860	631	80%	71%

\*Change from 14d ago:  
Compares 14d-avgs. of Daily New Cases/Deaths today with 14d-avgs. from 14d ago

## 26 - 51

	Average over last 7 days		Total Since 22 Jan			Change from 14d Ago* in 14 day avg of daily new	
	New Confirmed	New Deaths	Total Confirmed	Total Recovered	Total Deaths	Confirmed	Deaths
New Mexico	682	8	32,220	12,119	603	61%	113%
Tennessee	648	7	46,965	40,488	585	66%	8%
Missouri	778	4	41,410	N/A	565	92%	-13%
Minnesota	1,197	6	42,015	33,101	532	153%	76%
Montana	1,102	11	46,219	27,232	508	29%	-2%
Ohio	623	3	26,729	17,875	494	113%	38%
Wisconsin	1,186	12	58,765	42,714	492	53%	63%
California	227	1	26,632	N/A	464	73%	-13%
N. Carolina	273	3	30,272	26,328	463	17%	-15%
Colorado	834	4	29,875	1,707	453	111%	130%
Virginia	198	2	24,224	2,632	449	30%	-7%
Idaho	775	7	47,634	19,882	447	46%	35%
Nebraska	1,187	6	53,662	27,965	422	103%	64%
Kansas	966	4	43,007	1,032	419	126%	2%
Oklahoma	659	3	40,033	32,362	390	88%	-8%
Kentucky	555	3	31,786	5,542	380	40%	20%
New Hampshire	252	1	11,266	8,274	369	139%	27%
Washington	265	2	17,613	N/A	338	122%	45%
West Virginia	479	4	19,710	13,402	334	92%	112%
Wyoming	1,286	7	42,251	23,165	268	93%	94%
Utah	961	3	49,582	33,251	228	74%	62%
Oregon	226	1	13,887	1,392	184	91%	13%
Hawaii	59	0	11,940	8,446	157	37%	-90%
Alaska	822	2	34,230	9,794	137	25%	-6%
Maine	138	1	6,965	5,226	123	160%	800%
Vermont	147	0	4,974	3,377	95	209%	N/A

Sorted by Total Deaths / 1M

In the past 7 days, **New York** saw a 5% increase in cases (+2,410 cases per 1M)

N/As due to states revising and updating case counts



# United States: Raw Volume



## 1 - 25

	Average over last 7 days		Total Since 22 Jan			Change from 14d Ago* in 14 day avg of daily new	
	New Confirmed	New Deaths	Total Confirmed	Total Recovered	Total Deaths	Confirmed	Deaths
New York	4,662	31	568,778	82,022	34,156	102%	116%
Texas	9,787	117	1,078,875	883,223	20,147	46%	41%
California	8,979	40	1,052,285	N/A	18,347	73%	-13%
Florida	6,450	57	897,323	N/A	17,644	43%	-4%
New Jersey	3,584	22	285,519	39,800	16,618	107%	72%
Illinois	12,381	96	597,849	N/A	11,317	98%	85%
Massachusetts	2,583	25	192,964	137,422	10,360	95%	17%
Pennsylvania	5,273	38	280,957	184,593	9,346	102%	55%
Georgia	2,703	40	430,571	N/A	9,008	63%	49%
Michigan	7,370	60	296,840	138,862	8,511	113%	98%
Arizona	2,395	17	279,896	46,103	6,312	78%	60%
Louisiana	1,855	14	207,685	176,107	6,156	183%	15%
Ohio	7,280	32	312,443	208,945	5,772	113%	38%
Indiana	6,124	42	262,207	153,381	5,025	98%	36%
N. Carolina	2,865	27	317,495	276,132	4,852	17%	-15%
Connecticut	1,719	9	94,986	9,800	4,771	94%	79%
Maryland	1,871	15	169,805	8,408	4,335	100%	54%
S. Carolina	1,452	13	197,900	103,154	4,156	24%	-31%
Tennessee	4,426	46	320,729	276,497	3,995	66%	8%
Virginia	1,693	16	206,762	22,466	3,835	30%	-7%
Mississippi	1,095	14	135,803	116,683	3,581	40%	8%
Missouri	4,776	23	254,151	N/A	3,466	92%	-13%
Alabama	2,040	26	220,848	88,038	3,301	16%	73%
Minnesota	6,753	35	236,949	186,680	2,999	153%	76%
Wisconsin	6,906	67	342,155	248,700	2,867	53%	63%

## 26 - 51

	Average over last 7 days		Total Since 22 Jan			Change from 14d Ago* in 14 day avg of daily new	
	New Confirmed	New Deaths	Total Confirmed	Total Recovered	Total Deaths	Confirmed	Deaths
Colorado	4,802	26	172,044	9,828	2,608	111%	130%
Washington	2,016	13	134,121	N/A	2,571	122%	45%
Arkansas	1,667	19	135,902	117,068	2,245	52%	-12%
Iowa	4,196	24	193,198	109,978	2,064	134%	39%
Nevada	1,642	12	123,795	2,649	1,944	80%	71%
Kentucky	2,480	15	142,008	24,760	1,697	40%	20%
Oklahoma	2,607	13	158,408	128,057	1,544	88%	-8%
Rhode Island	819	6	44,528	3,195	1,278	69%	38%
New Mexico	1,430	17	67,559	25,411	1,264	61%	113%
Kansas	2,813	12	125,294	3,006	1,222	126%	2%
Nebraska	2,296	12	103,805	54,095	816	103%	64%
Idaho	1,385	12	85,125	35,530	798	46%	35%
Oregon	952	6	58,570	5,870	778	91%	13%
North Dakota	1,374	14	65,967	55,176	775	39%	54%
Delaware	349	2	29,552	15,161	739	96%	-39%
Utah	3,082	9	158,957	106,601	732	74%	62%
DC	162	0	19,309	14,336	660	65%	160%
South Dakota	1,421	15	67,284	48,016	644	28%	71%
West Virginia	858	7	35,324	24,019	598	92%	112%
Montana	1,178	12	49,398	29,105	543	29%	-2%
New Hampshire	343	2	15,319	11,250	502	139%	27%
Hawaii	84	0	16,905	11,958	222	37%	-90%
Maine	186	1	9,363	7,025	166	160%	800%
Wyoming	744	4	24,453	13,407	155	93%	94%
Alaska	601	1	25,041	7,165	100	25%	-6%
Vermont	92	0	3,104	2,107	59	209%	N/A

\*Change from 14d ago:  
Compares 14d-avgs. of Daily New Cases/Deaths  
today with 14d-avgs. from 14d ago

In the past 14 days, **Tennessee** saw a 19% increase in cases  
and a 15% increase in deaths (+50,927 cases and +517 deaths)

Sorted by Raw Total Deaths

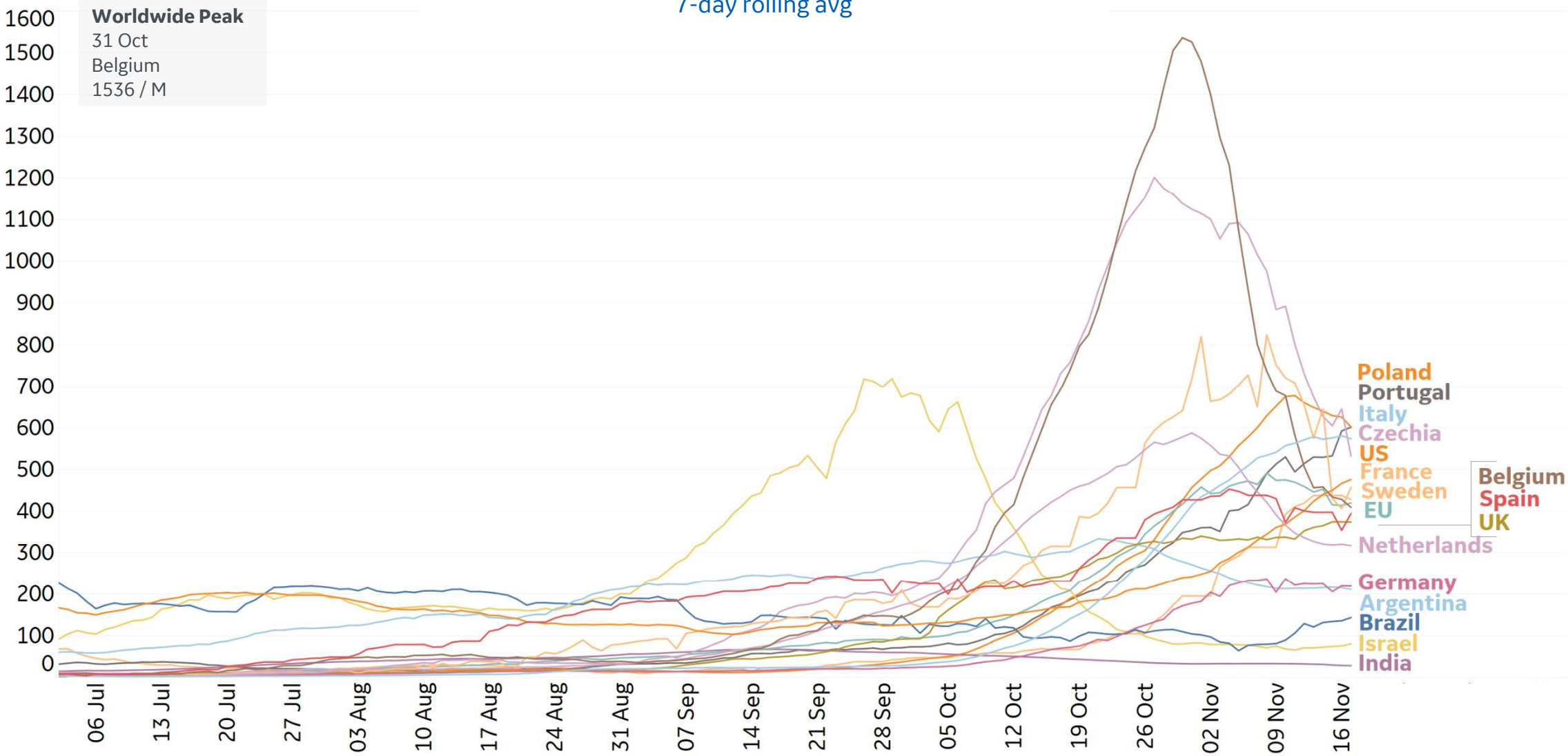
N/As due to states revising and updating case counts





# New Confirmed Cases in Select Countries

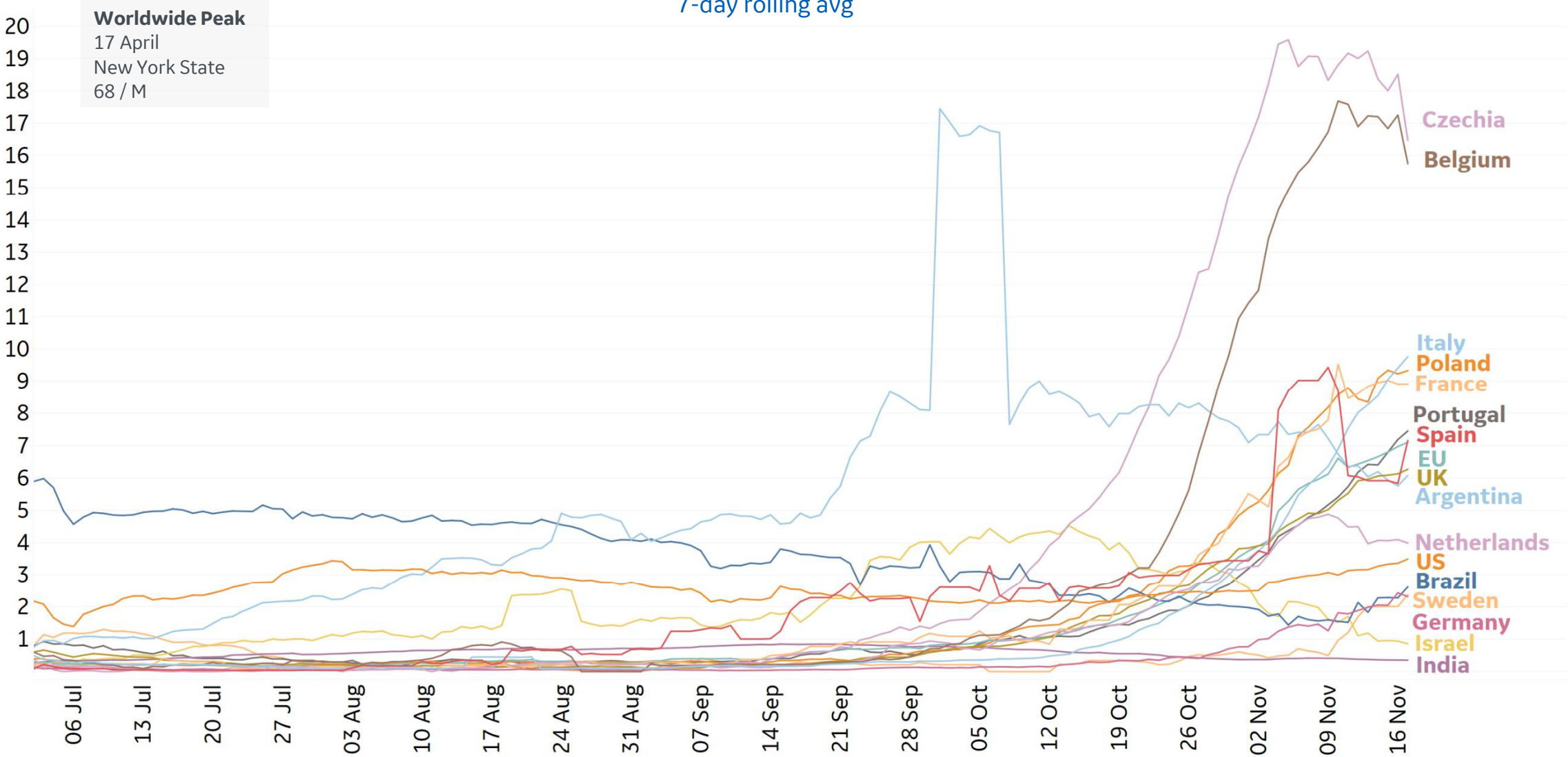
Daily New Confirmed Cases / 1M  
7-day rolling avg





# New Deaths in Select Countries

Daily New Deaths / 1M  
7-day rolling avg



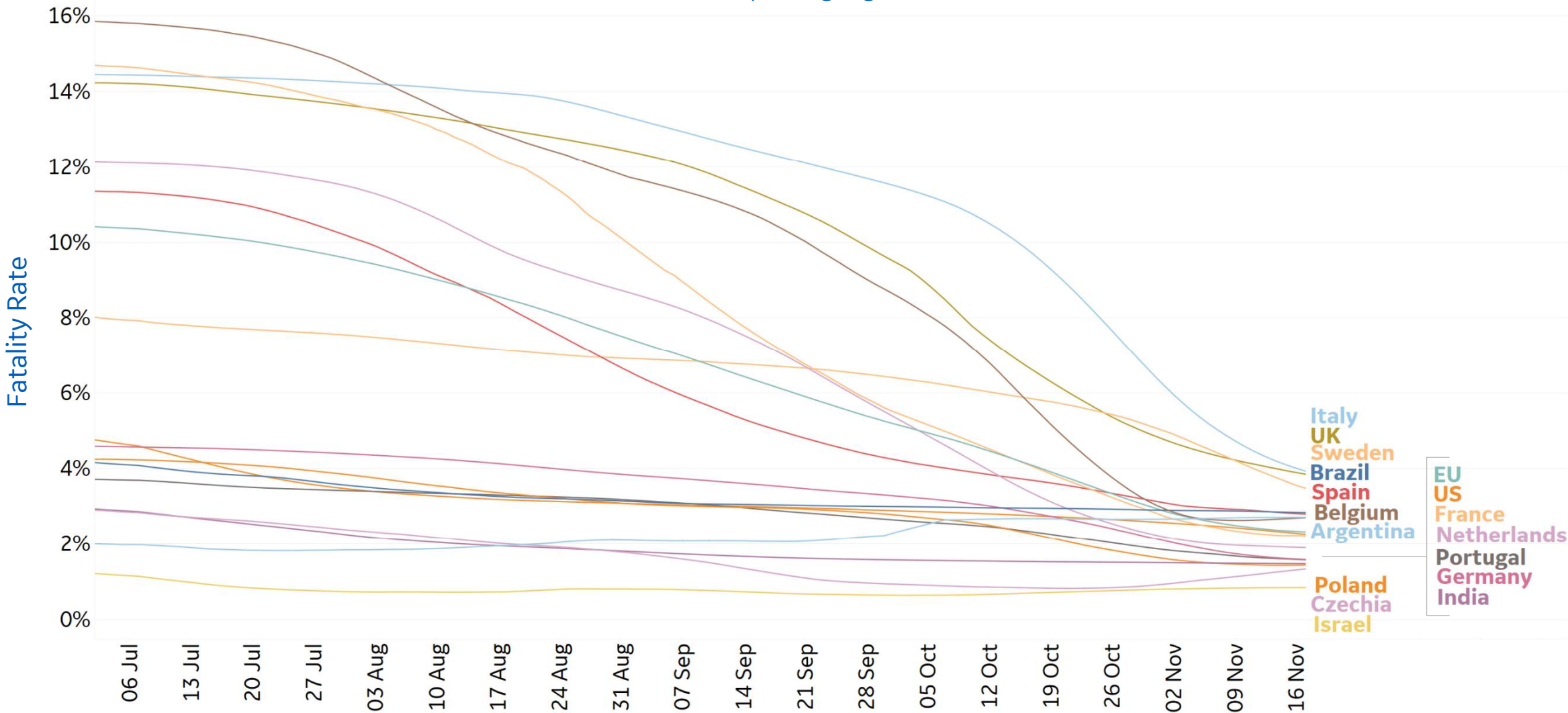
\*Large jump in Argentina's daily new deaths due to batched reporting of previously unreported fatalities on 1 Oct





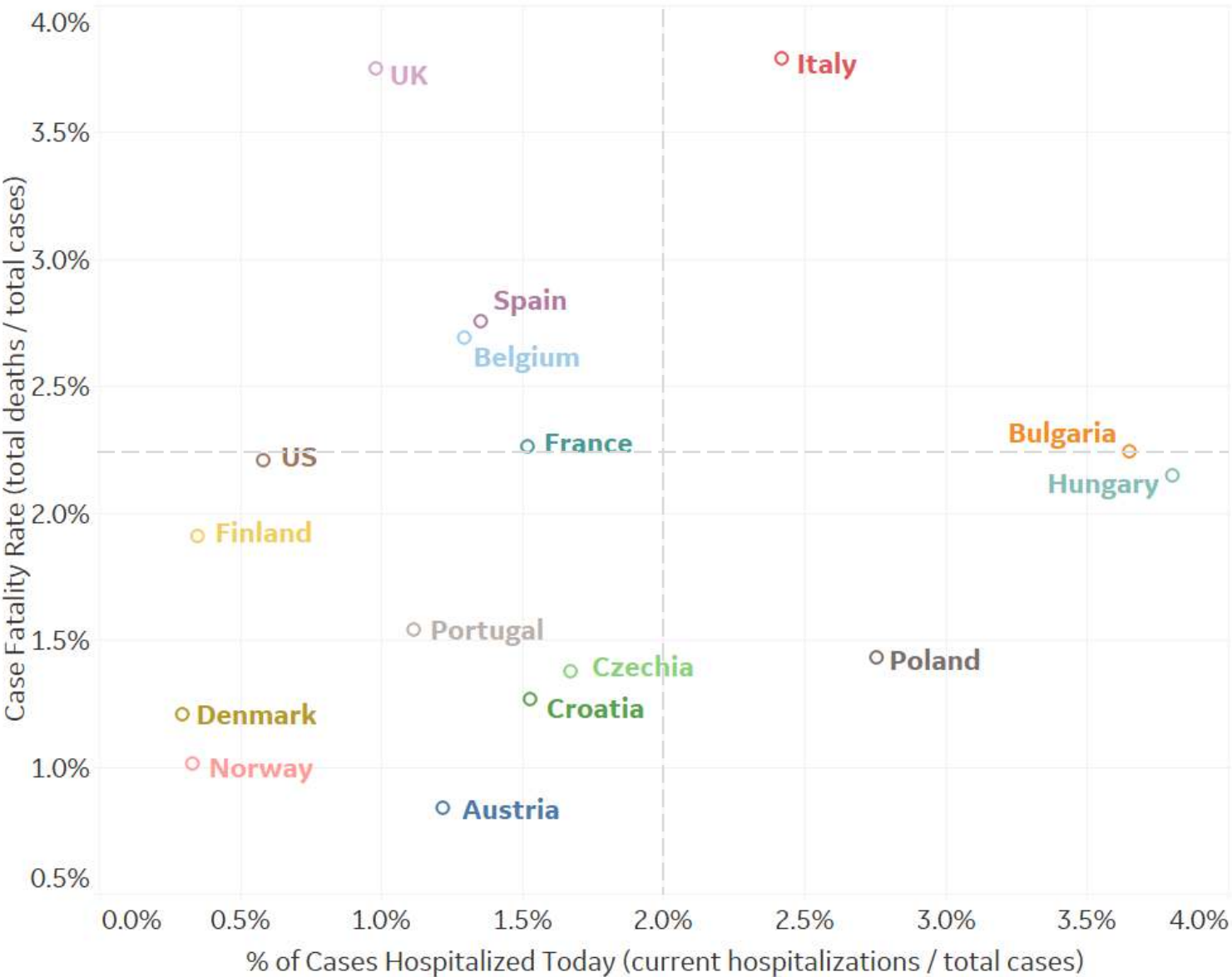


## 7-day rolling avg





# Feature: Hospitalizations and Fatality Rates, Select Countries



Country	Hospital beds Per 1M	% of Cases Hospitalized	CFR To date
Italy	3,180	2.40%	3.80%
UK	2,540	1.00%	3.70%
Spain	2,970	1.40%	2.80%
Belgium	5,640	1.30%	2.70%
France	6,062	1.50%	2.30%
Bulgaria	7,329	3.70%	2.20%
US	2,770	0.60%	2.20%
Hungary	7,020	3.80%	2.10%
Finland	3,280	0.40%	1.90%
Portugal	3,390	1.10%	1.50%
Poland	6,620	2.80%	1.40%
Czechia	6,630	1.70%	1.40%
Croatia	5,603	1.50%	1.30%
Denmark	2,500	0.30%	1.20%
Norway	3,600	0.30%	1.00%
Austria	7,370	1.20%	0.80%

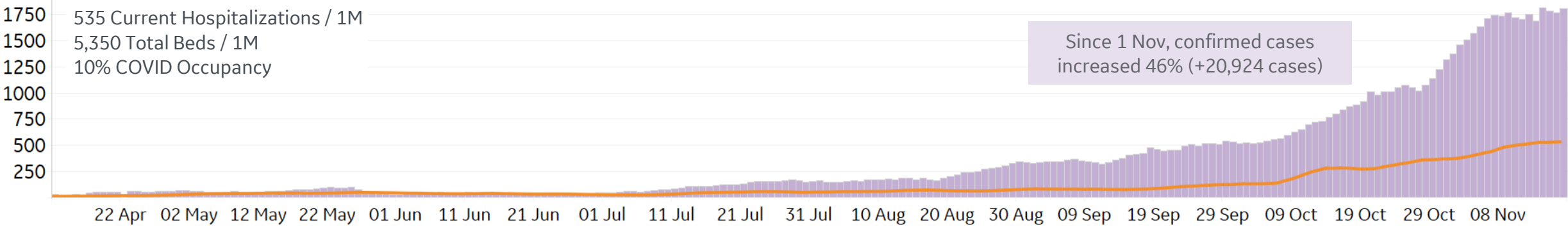
Most recently reported hospitalizations used as reported by the Our World In Data Coronavirus database





# Feature: North Dakota

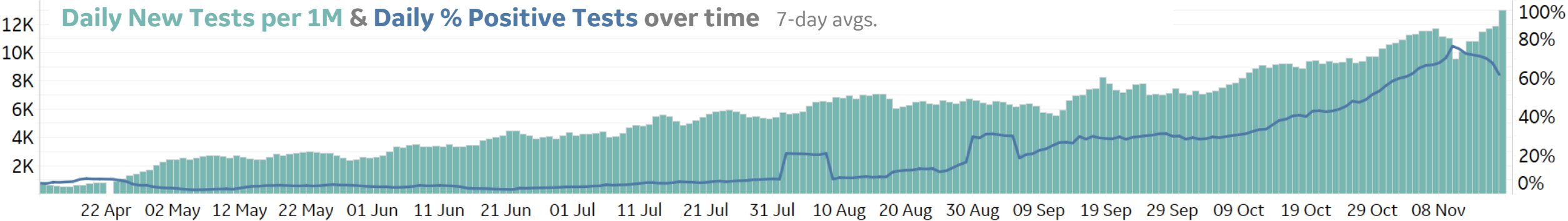
Daily New Cases per 1M & Current Hospitalizations per 1M 7-day avgs.



Daily New Deaths per 1M 7-day avg



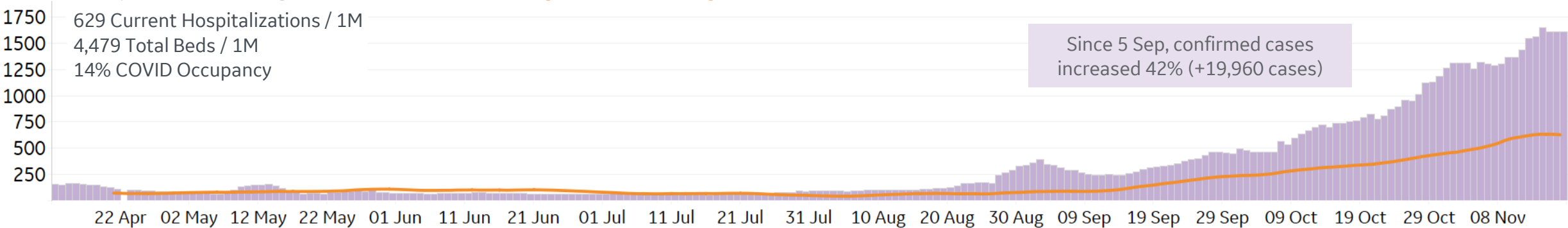
Daily New Tests per 1M & Daily % Positive Tests over time 7-day avgs.



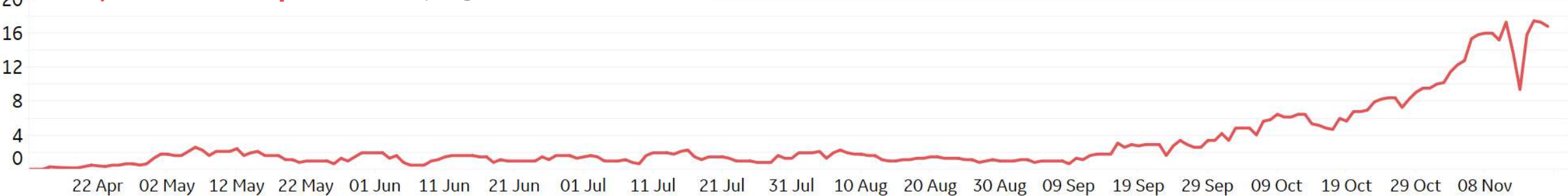


# Feature: South Dakota

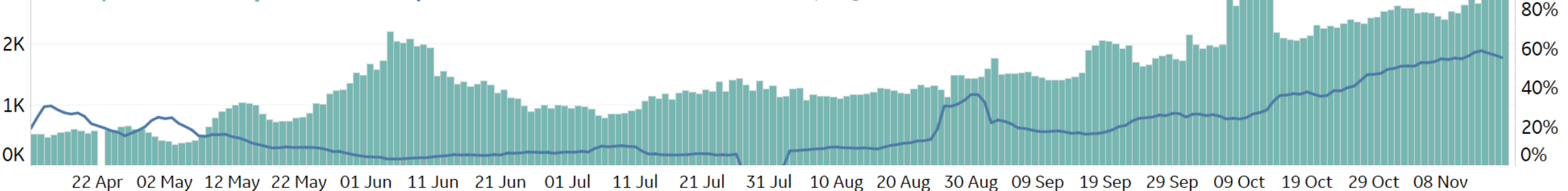
Daily New Cases per 1M & Current Hospitalizations per 1M 7-day avgs.



Daily New Deaths per 1M 7-day avg



Daily New Tests per 1M & Daily % Positive Tests over time 7-day avgs.

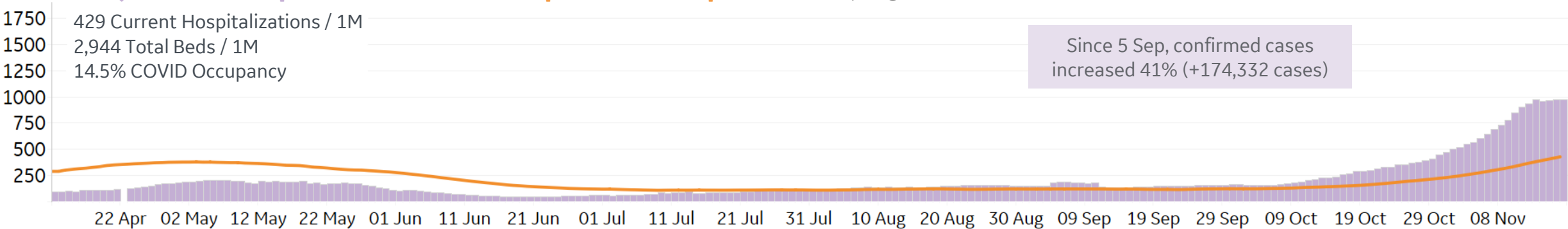




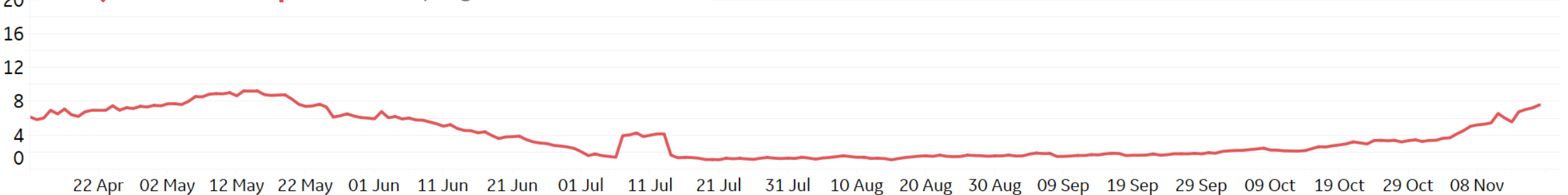
# Feature: Illinois



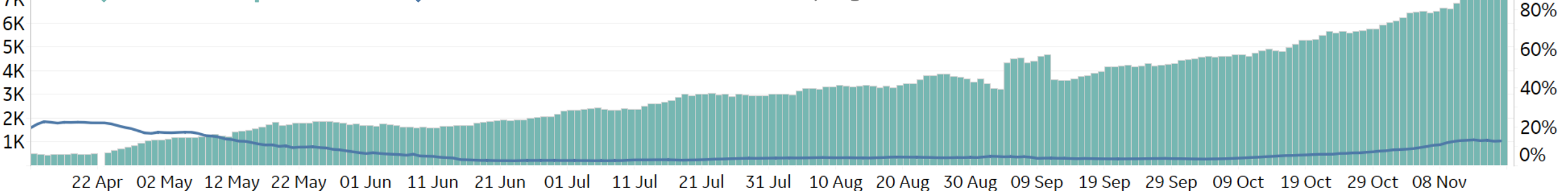
Daily New Cases per 1M & Current Hospitalizations per 1M 7-day avgs.



Daily New Deaths per 1M 7-day avg



Daily New Tests per 1M & Daily % Positive Tests over time 7-day avgs.







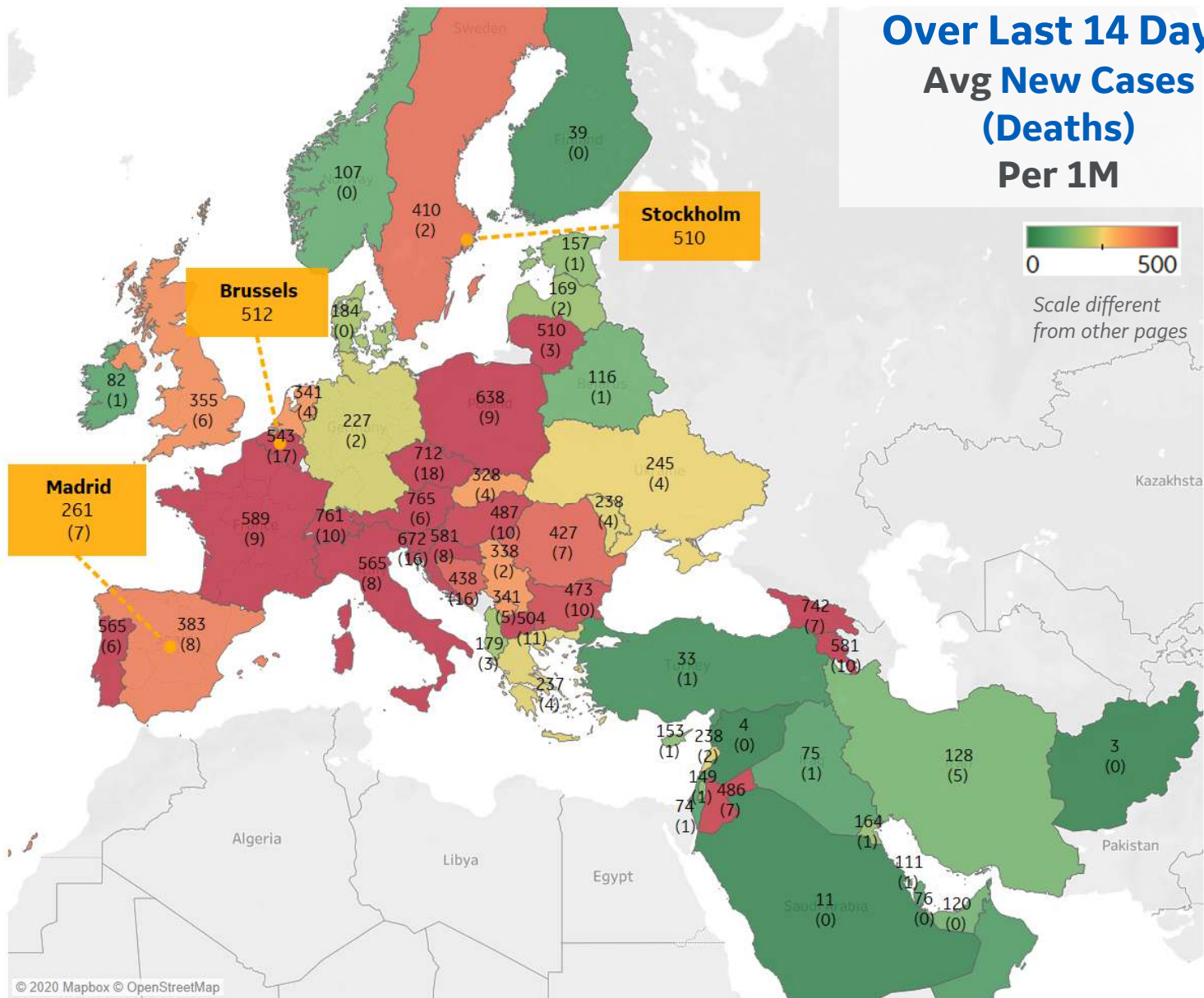
## Per 1M in Region

	Today	Change
Active Cases	9,470	+0.5%
Confirmed	299 new	+2%
Deaths	6 new	+2%
Recovered	248 new	+4%

## Most Daily New Cases / 1M

Austria	765
Switzerland	761
Georgia	742
Czechia	712
Slovenia	672
Poland	638
France	589
Armenia	581
Croatia	581
Portugal	565

\* Excludes regions with population < 1M





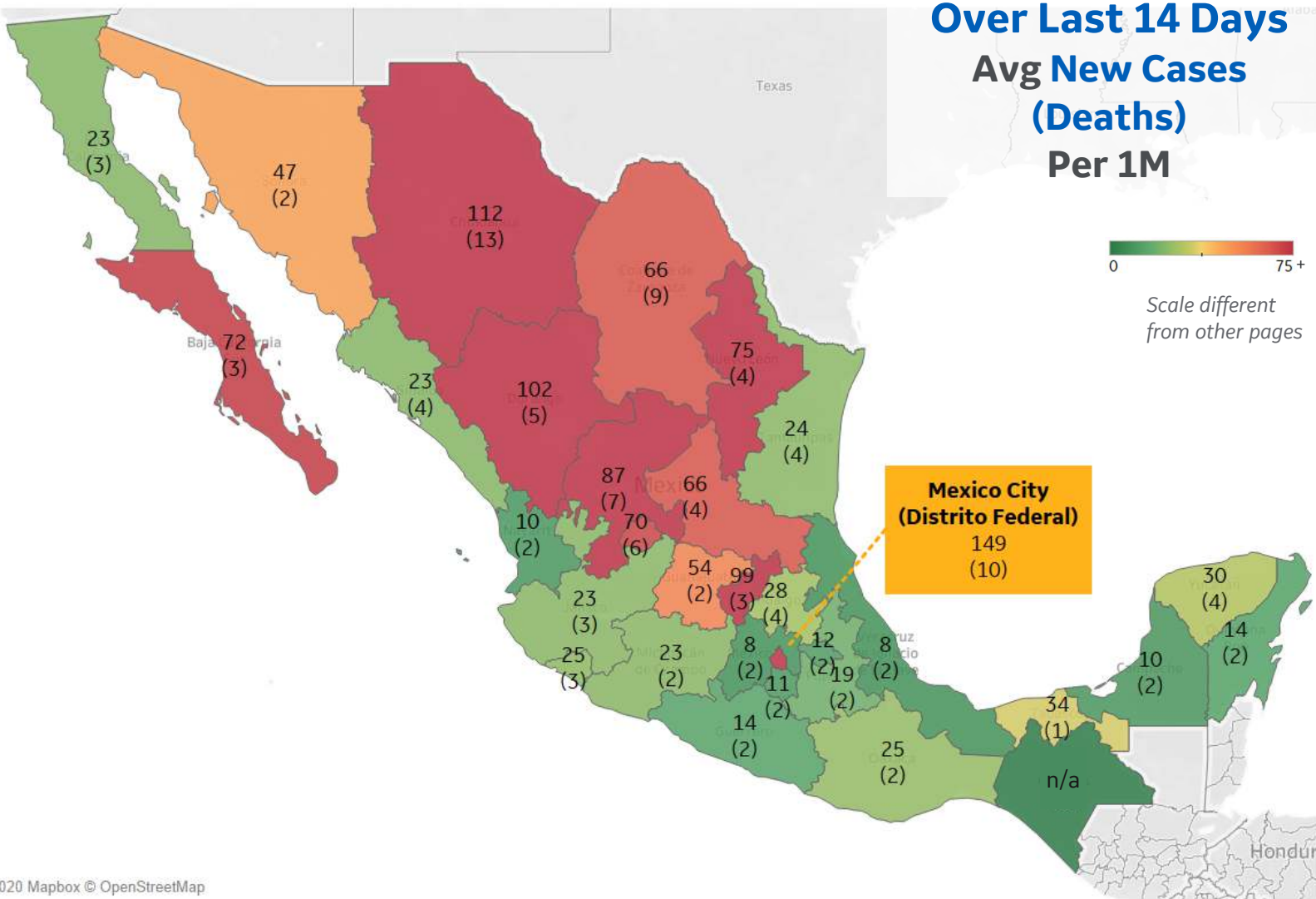
# Mexico

## Per 1M in Region

	Today	Change
Active Cases	1,196	-1%
Confirmed	14 new	+0.2%
Deaths	1 new	+0.2%
Recovered	29 new	+0.5%

## Most Daily New Cases / 1M

Distrito Federal	149
Chihuahua	112
Durango	102
Querétaro	99
Zacatecas	87
Nuevo León	75
Baja California Sur	72
Aguascalientes	70
San Luis Potosí	66
Coahuila	66

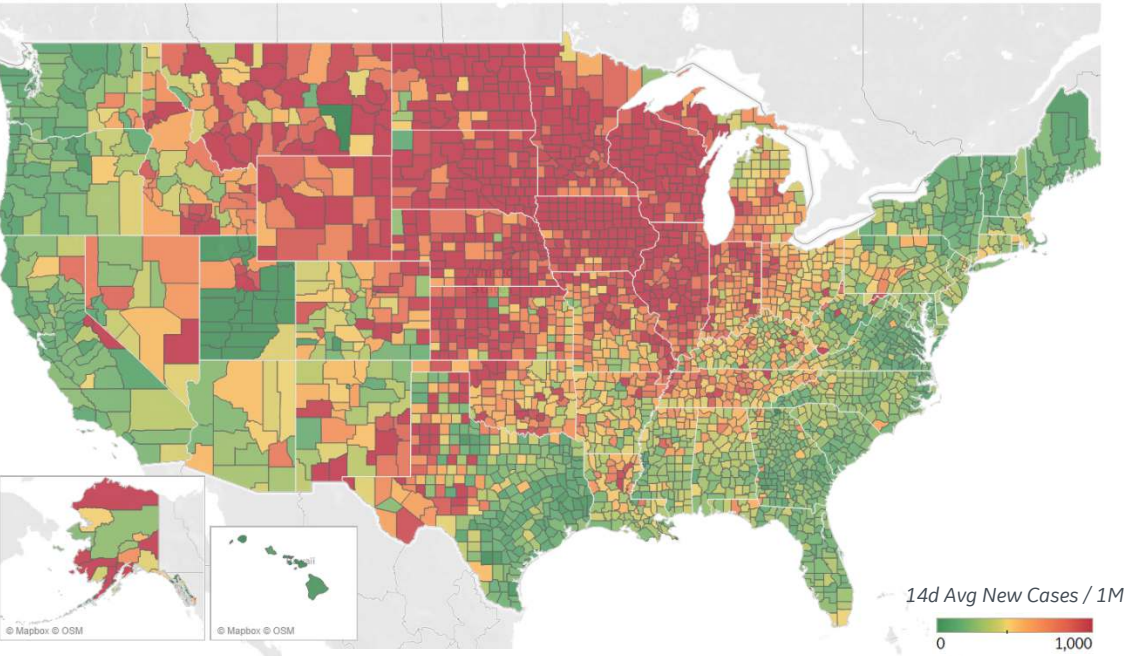






# US Counties: Recent Cases and Deaths

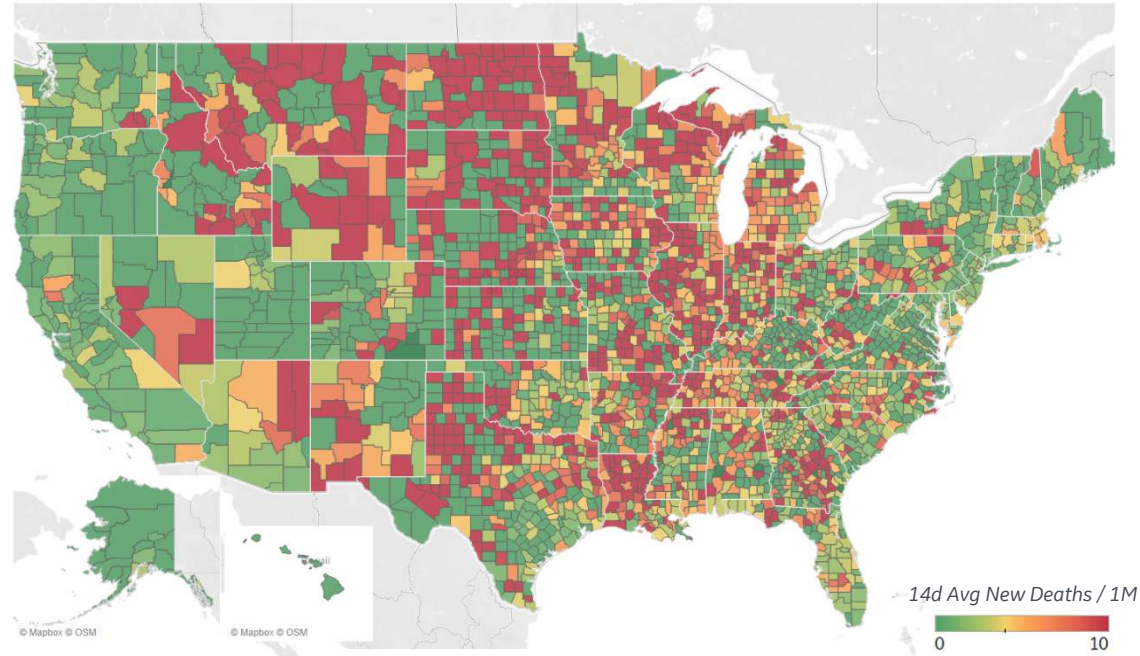
## Average New Cases per 1M Over Last 14 Days



### Top 10 by New Confirmed Avg New Confirmed Cases / 1M

El Paso County, TX	1,980
Lubbock County, TX	1,338
Anoka County, MN	1,294
Waukesha County, WI	1,190
Polk County, IA	1,119
Douglas County, NE	1,089
Anchorage Municipality, AK	1,080
Utah County, UT	1,070
Will County, IL	1,021
Winnebago County, IL	1,012

## Average New Deaths per 1M Over Last 14 Days



### Top 10 by New Deaths Avg New Deaths/ 1M

Lubbock County, TX	17
El Paso County, TX	14
Madison County, IL	10
Jefferson County, AL	10
Winnebago County, IL	9
Orleans Parish, LA	9
Kalamazoo County, MI	8
Jefferson County, CO	7
Kane County, IL	7
Cook County, IL	7

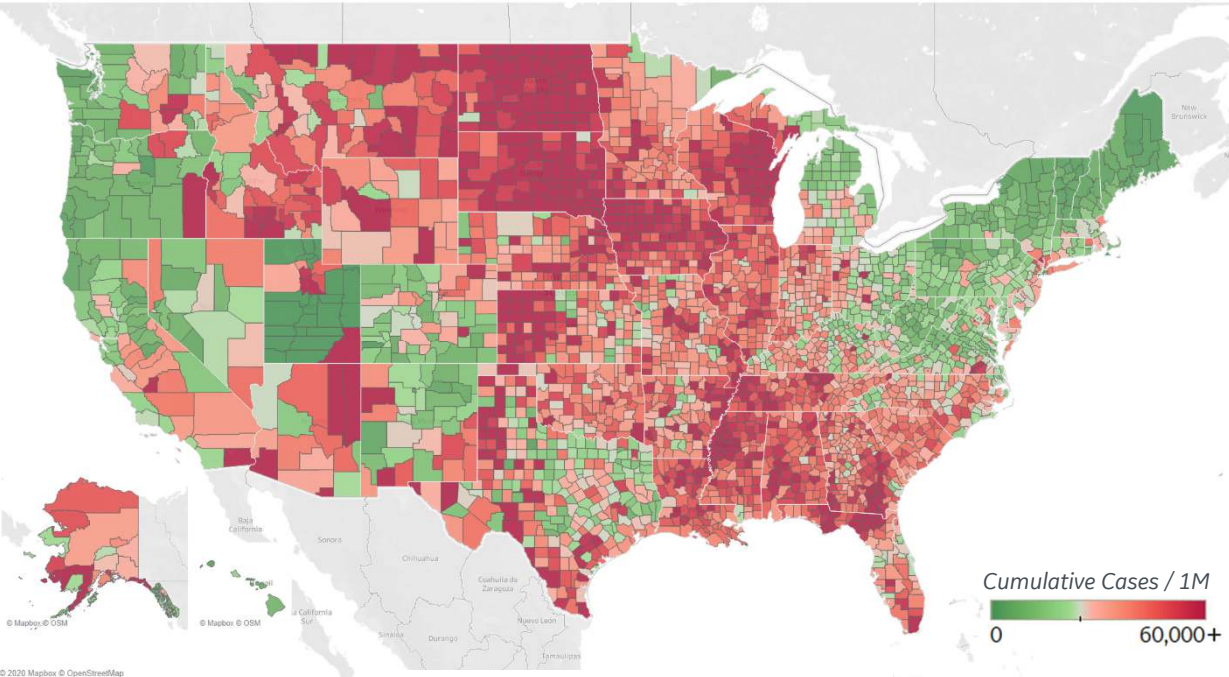
**Note:** Lists includes counties  
≥ 250K population





# US Counties: Cumulative Cases and Deaths

## Confirmed **Cases** per 1M to date

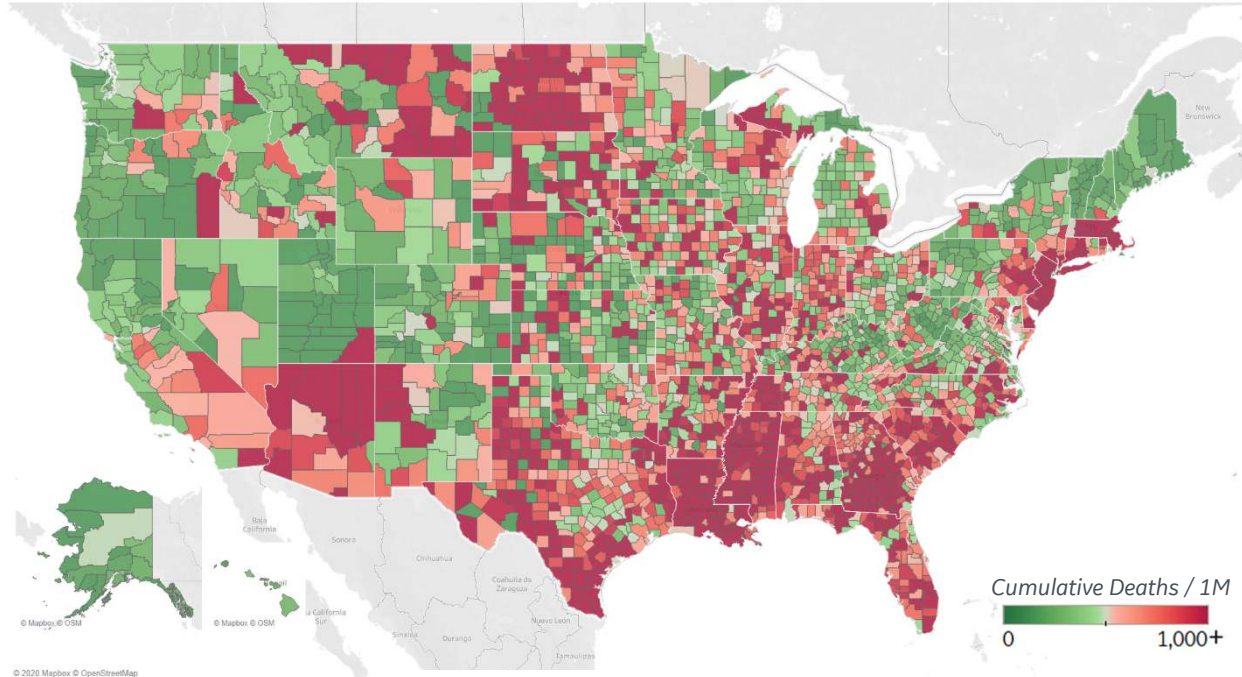


### Top 10 Counties

Total Confirmed Cases / 1M

El Paso County, TX	90,648
Lubbock County, TX	84,184
Brown County, WI	77,738
Miami-Dade County, FL	75,650
Milwaukee County, WI	64,613
Utah County, UT	63,849
Webb County, TX	63,076
Nueces County, TX	61,657
Rockland County, NY	61,524
Cameron County, TX	59,455

## Reported **Deaths** per 1M to date



### Top 10 Counties

Total Reported Deaths / 1M

New York City*	4,480
Essex County, NJ	2,735
Cameron County, TX	2,599
Passaic County, NJ	2,557
Union County, NJ	2,518
Hidalgo County, TX	2,309
Hudson County, NJ	2,304
Bergen County, NJ	2,239
Rockland County, NY	2,118
Hampden County, MA	1,842

**Note:** Lists includes counties  $\geq 250K$  population

\* New York City counties aggregated into one reporting area



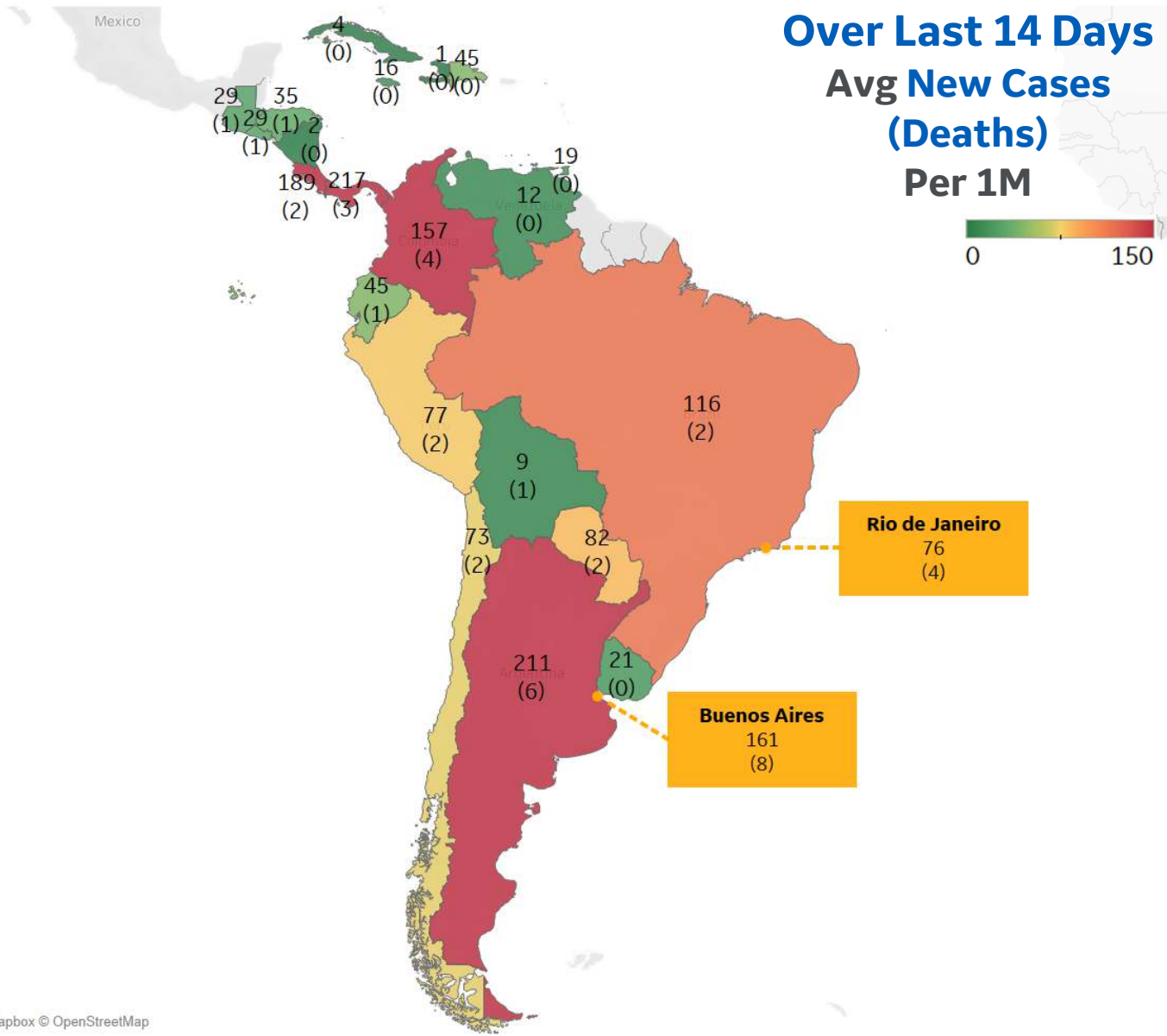
## Per 1M in Region

	Today	Change
Active Cases	1,623	+1%
Confirmed	114 new	+0.5%
Deaths	3 new	+0.4%
Recovered	89 new	+0.5%

## Most Daily New Cases / 1M

Panama	217
Argentina	211
Costa Rica	189
Colombia	157
Brazil	116
Paraguay	82
Peru	77
Chile	73
Dom. Rep.	45
Ecuador	45

\* Excludes regions with population < 1M





# Brazil

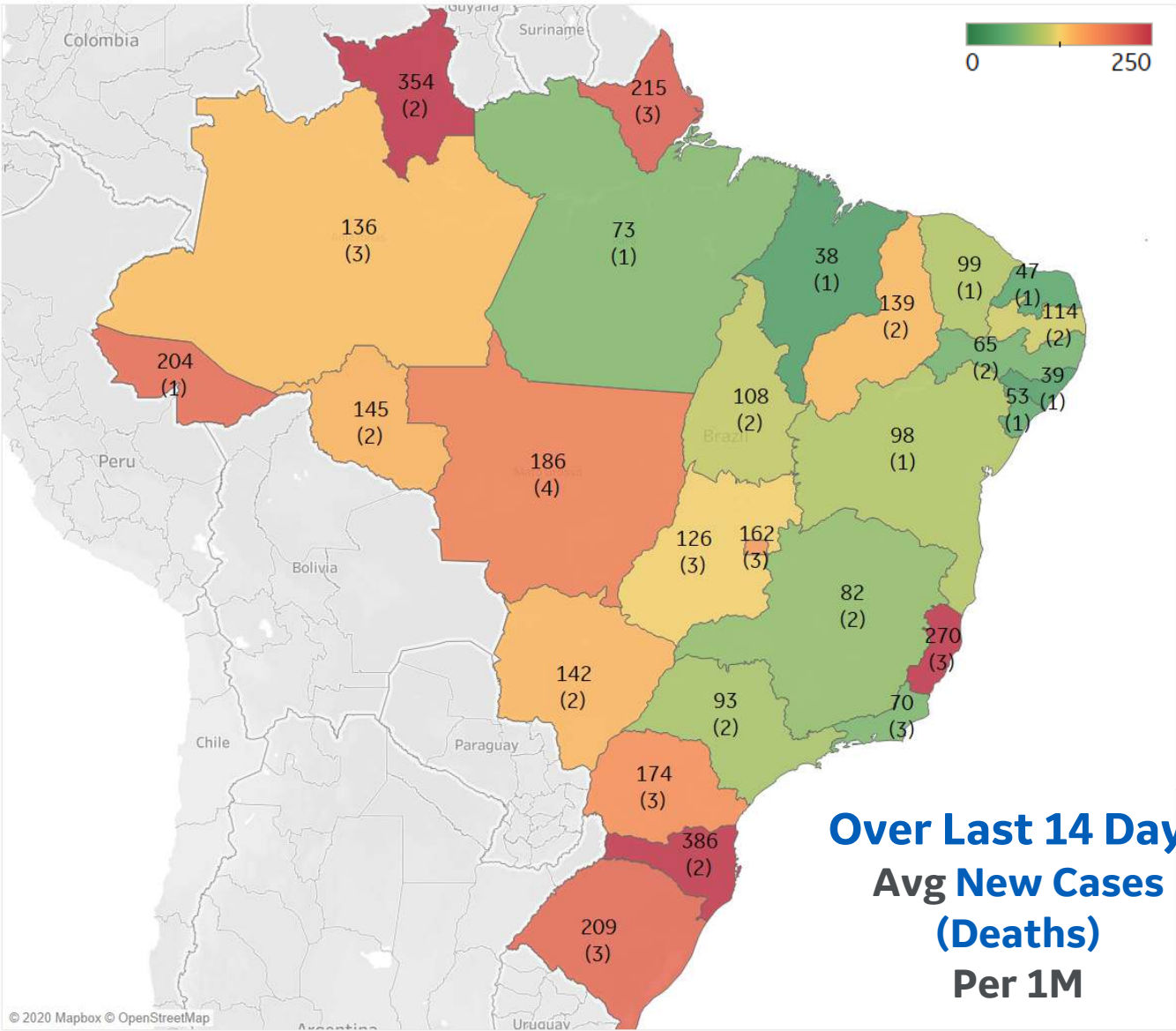
## Per 1M in Region

	Today	Change
Active Cases	1,820	+3%
Confirmed	166 new	+0.6%
Deaths	3 new	+0.4%
Recovered	107 new	+0%

## Most Daily New Cases / 1M

Santa Catarina	386
Espírito Santo	270
Rio Grande do ..	209
MatoGrosso	186
Paraná	174
Distrito Federal	162
Rondônia	145
MatoGrosso do ..	142
Piauí	139
Amazonas	136

\* Excludes regions with population < 1M







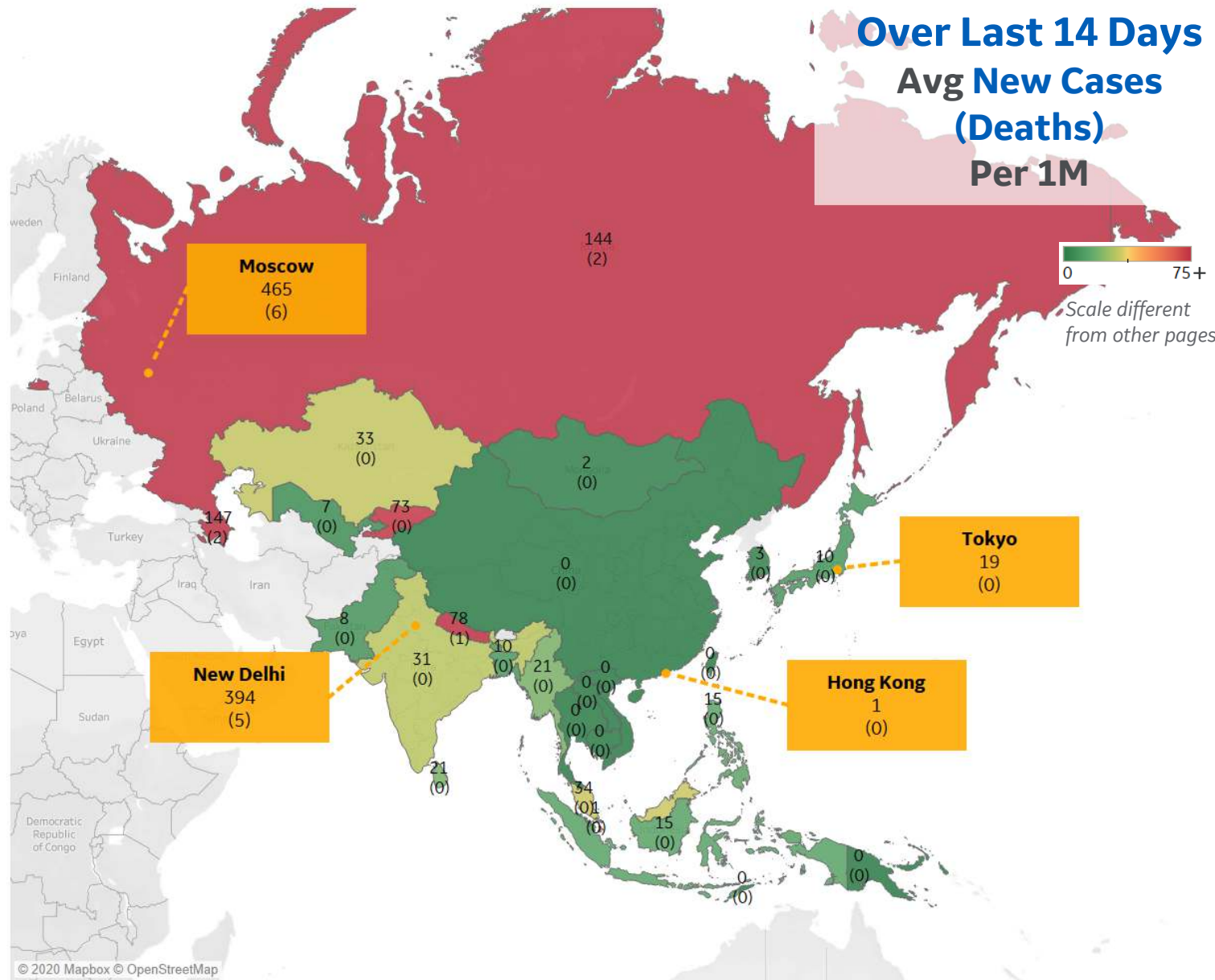
## Per 1M in Region

	Today	Change
Active Cases	282	+0%
Confirmed	18 new	+1%
Deaths	0.3 new	+0.6%
Recovered	19 new	+1%

## Most Daily New Cases / 1M

Azerbaijan	147
Russia	144
Nepal	78
Kyrgyzstan	73
Malaysia	34
Kazakhstan	33
India	31
Sri Lanka	21
Myanmar	21
Philippines	15

\* Excludes regions with population < 1M





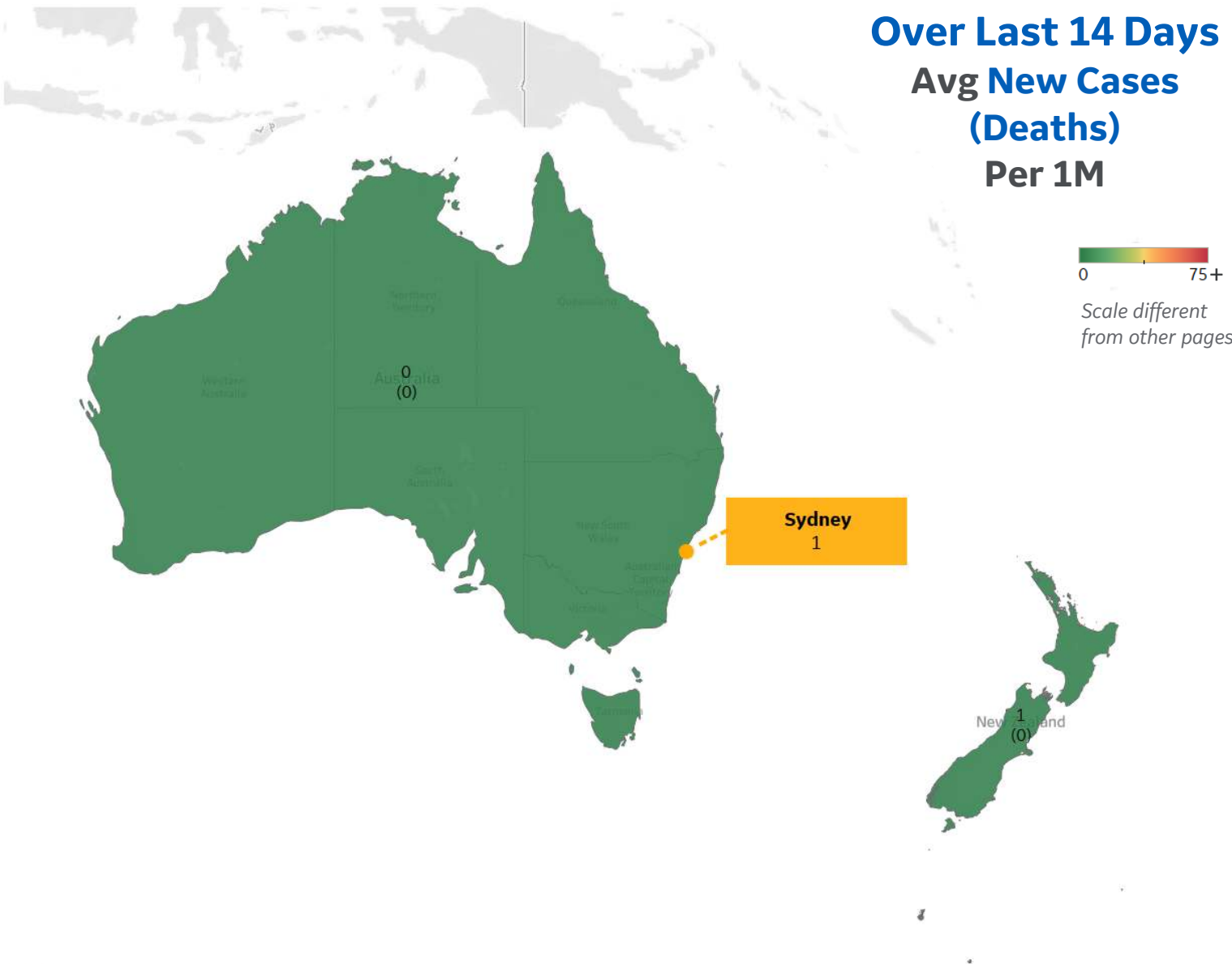
## Per 1M in Region

	Today	Change
Active Cases	46	+1%
Confirmed	1 new	+0.1%
Deaths	0 new	+0%
Recovered	0 new	+0%

## Most Daily New Cases / 1M

New Zealand	1
Australia	0

\* Excludes regions with population < 1M





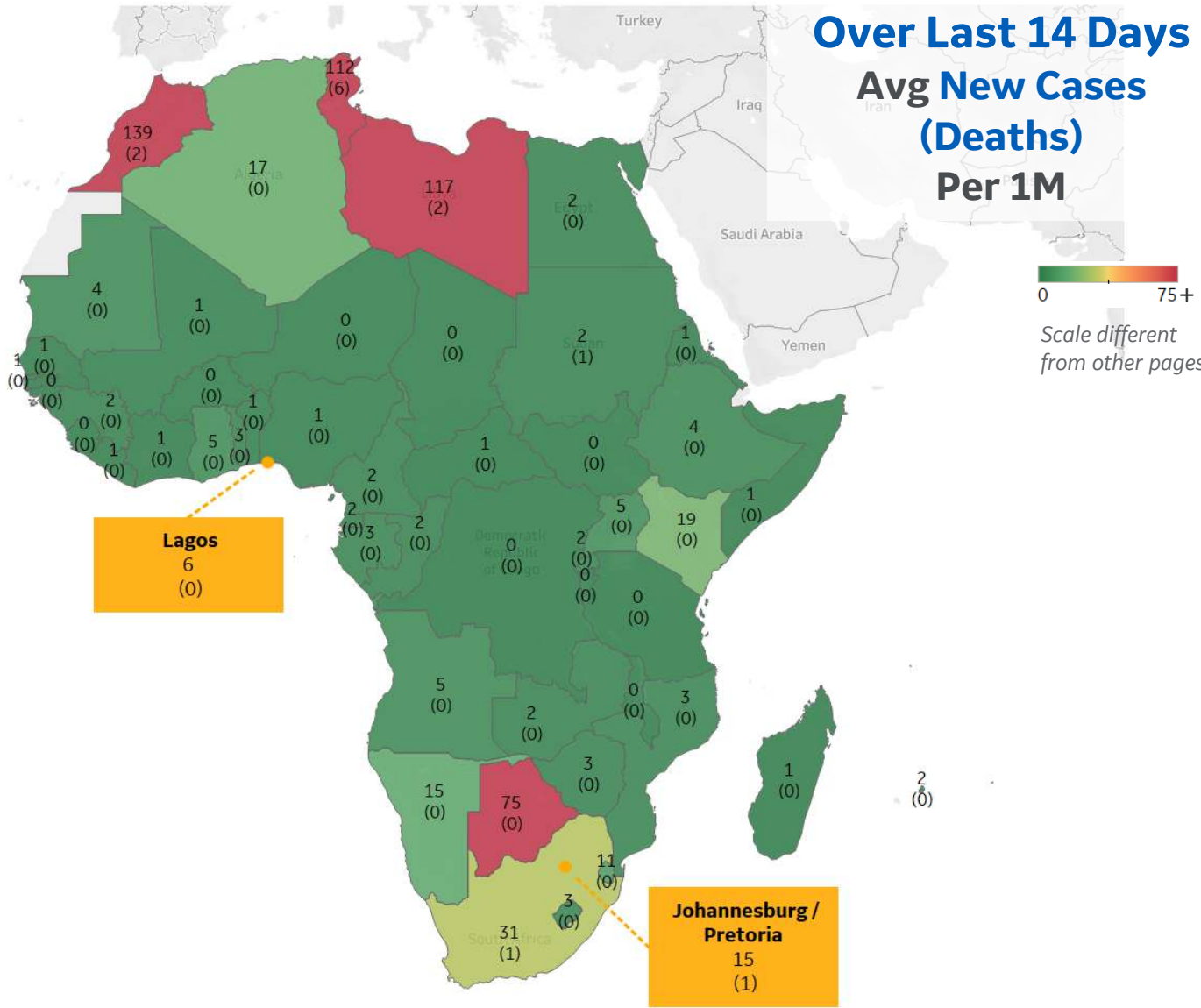
## Per 1M in Region

	Today	Change
Active Cases	201	+1%
Confirmed	10 new	+0.7%
Deaths	0.3 new	+0.8%
Recovered	7 new	+0.6%

## Most Daily New Cases / 1M

Morocco	139
Libya	117
Tunisia	112
Botswana	75
South Africa	31
Kenya	19
Algeria	17
Namibia	15
Eswatini	11
Uganda	5

\* Excludes regions with population < 1M







# Sources



\*\* Per 1M = Per 1 Million Population unless otherwise noted

**Johns Hopkins Coronavirus Resource Center:**

<https://coronavirus.jhu.edu/map.html>

**Worldometer Coronavirus Reporting:**

<https://www.worldometers.info/coronavirus/>

**Public Health England:**

<https://www.gov.uk/government/publications/covid-19-track-coronavirus-cases>

**US Department of Homeland Security, Homeland Infrastructure Foundation-Level Data:**

<https://hifld-geoplatform.opendata.arcgis.com/datasets/hospitals>

**City of New York, NYC Health:**

<https://www1.nyc.gov/site/doh/covid/covid-19-data.page>

**Chicago Coronavirus Latest Data:**

<https://www.chicago.gov/city/en/sites/covid-19/home/latest-data.html>

**National Health Commission of the PRC:**

<http://www.nhc.gov.cn/xcs/yqtb/202003/bf66696029ba420098164607240074f8.shtml>

**Korean Centers for Disease Control and Prevention:**

[http://www.cdc.go.kr/cdc\\_eng/](http://www.cdc.go.kr/cdc_eng/)

**CDC, Severe Outcomes Among Patients with Coronavirus Disease 2019 (COVID-19):**

<https://www.cdc.gov/mmwr/volumes/69/wr/mm6912e2.htm>

**Italian Department of Civil Protection, COVID Monitoring:**

<http://opendatadpc.maps.arcgis.com/apps/opsdashboard/index.html#/b0c68bce2cce478eaac82fe38d4138b1>

**The COVID Tracking Project:**

<https://covidtracking.com/data/>

**UK Office for National Statistics:**

<https://www.ons.gov.uk/peoplepopulationandcommunity/birthsdeathsandmarriages/deaths/bulletins/deathsregisteredweeklyinenglandandwalesprovisional/weekending24april2020>

**COVID-19 Information for Switzerland:**

<https://www.corona-data.ch/>

**The COVID Tracking Project:**

<https://covidtracking.com/data/api>

**European Centre for Disease Prevention and Control:**

<https://www.ecdc.europa.eu/en/publications-data/download-data-hospital-and-icu-admission-rates-and-current-occupancy-covid-19>

Worldwide Survival Rate, last 30d calculation =

$$\frac{[(Total\ Confirmed - Total\ Confirmed\ 30d\ ago) - (Total\ Deaths - Total\ Deaths\ 30d\ ago)]}{(Total\ Confirmed - Total\ Confirmed\ 30d\ ago)}$$

**Provincial Health Services Authority of Canada. BC Center for Disease Control:**

<http://www.bccdc.ca/about/news-stories/stories/2020/information-on-novel-coronavirus>

**Secretary of Health, Mexico:**

<https://www.gob.mx/salud/en>

**OECD Economic Outlooks, Statistics:**

[https://www.oecd-ilibrary.org/economics/data/oecd-economic-outlook-statistics-and-projections\\_eo-data-en](https://www.oecd-ilibrary.org/economics/data/oecd-economic-outlook-statistics-and-projections_eo-data-en)

**Public Health Authority of Sweden:**

<https://www.folkhalsomyndigheten.se/smittskydd-beredskap/utbrott/aktuella-utbrott/covid-19/bekraftade-fall-i-sverige>

**National Public Health Agency of France:**

<https://www.santepubliquefrance.fr/regions/ile-de-france/documents/bulletin-regional/2020/covid-19-point-epidemiologique-en-ile-de-france-du-23-avril-2020>

**Florida Department of Health, COVID-19 Response:**

<https://floridahealthcovid19.gov>

**CDC:**

<https://www.cdc.gov/covid-data-tracker/index.html#demographics>

**CDC Provisional COVID19 Deaths Counts**

<https://data.cdc.gov/NCHS/Provisional-COVID-19-Death-Counts-by-Sex-Age-and-S/9bhg-hcku>

**Johns Hopkins Coronavirus Resource Center:**

<https://coronavirus.jhu.edu/map.html>

**Hospital beds, countries:**

<https://tradingeconomics.com/country-list/hospital-beds>

**Hospital beds, Bulgaria:**

<https://www.statista.com/statistics/892766/number-of-hospital-beds-bulgaria/>

**Hospital beds, Croatia:**

<https://www.statista.com/statistics/909576/number-of-hospital-beds-in-croatia/>

**Hospital beds, France:**

<https://www.statista.com/statistics/557259/hospital-beds-in-france/>

**Hospital beds, Slovenia:**

<https://tradingeconomics.com/slovenia/hospital-beds>