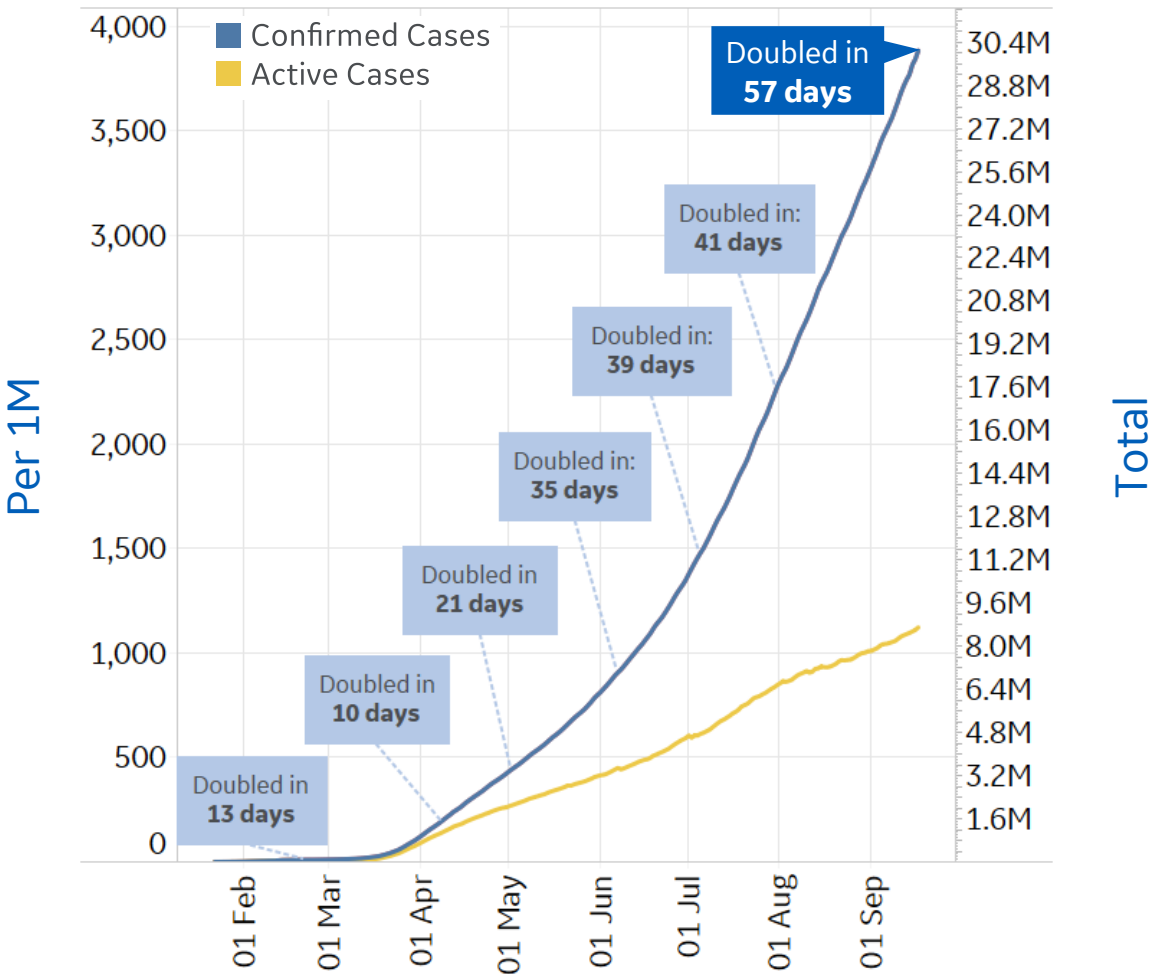




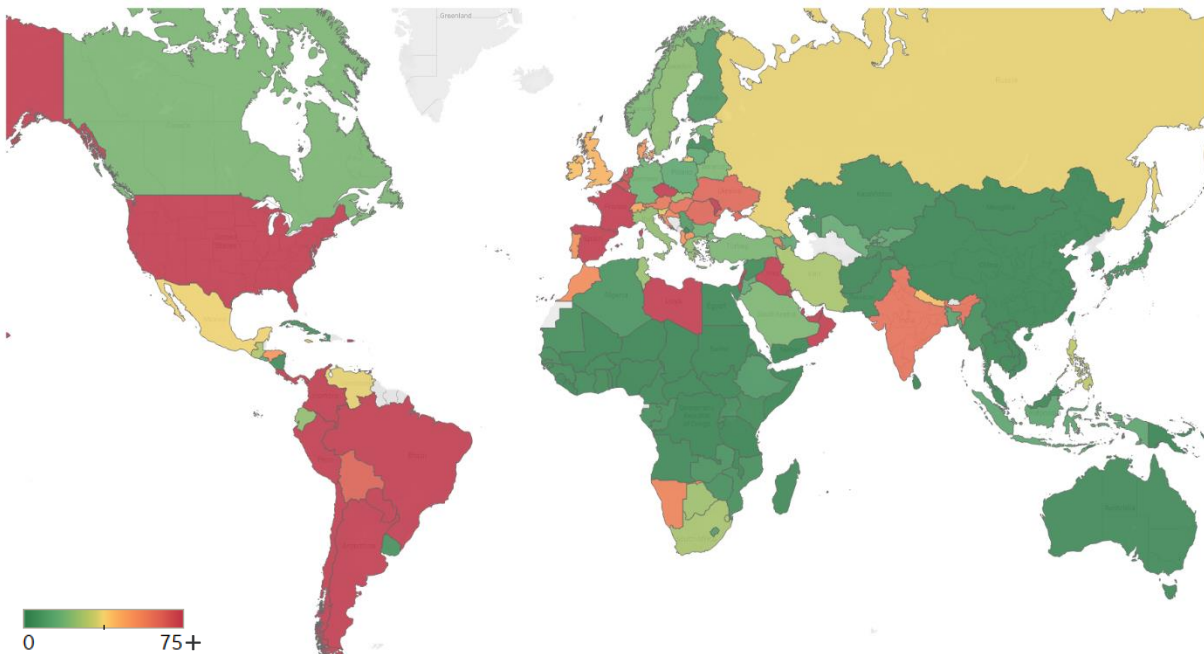
Global Confirmed & Active Cases

Trend since 22 Jan



Avg. Daily New Cases / 1M

Over the last 14 days



Per 1M:	Today		Change
Active Today	1,122		+1.1%
Active	12	new	+1.1%
Confirmed	41	new	+1%
Deaths	1	new	+0.6%
Recovered	28	new	+1%

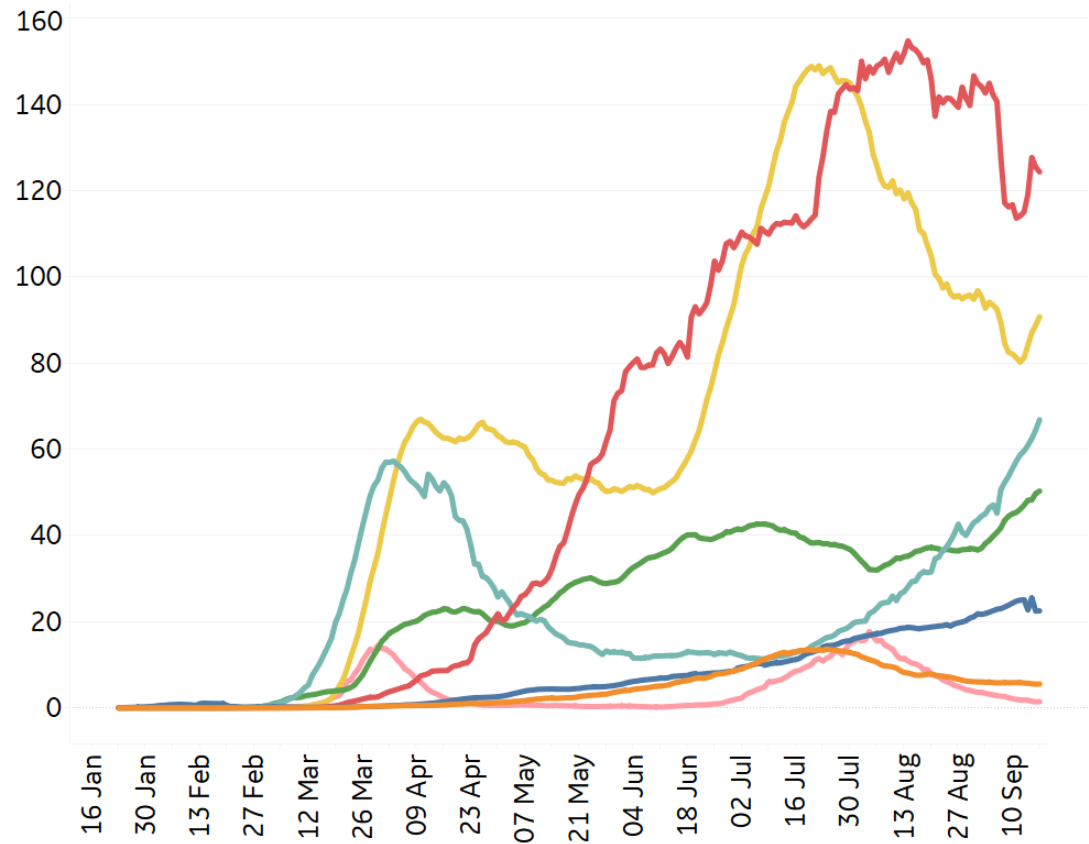


New Confirmed Cases & New Deaths

Key **North America** **Europe** **Middle East** **Cent & South America** **Asia** **Africa** **Oceania**

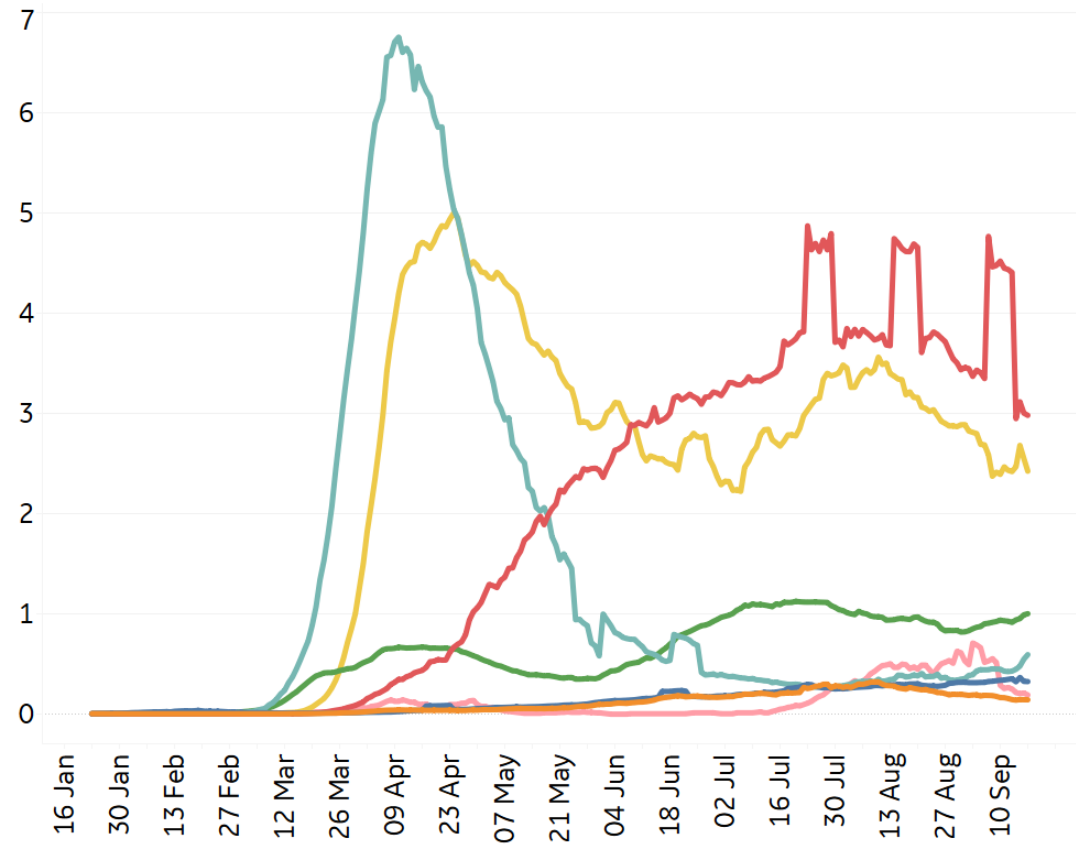
New Confirmed Cases / 1M

7-day rolling average



New Deaths / 1M

7-day rolling average





Top 50 Countries: Per 1M



1 - 25

	Today		Total Since 22 Jan			Change from 14d Ago [*] in 14 day avg of daily new	
	New Confirmed	New Deaths	Total Confirmed	Total Recovered	Total Deaths	Confirmed	Deaths
Peru	193	4	22,577	18,031	942	-12%	-11%
Belgium	175	0	8,454	1,627	857	80%	148%
Spain	241	3	13,382	3,216	650	24%	178%
Bolivia	47	3	11,087	7,514	643	-16%	126%
Chile	97	4	23,077	21,653	635	0%	-4%
Brazil	171	4	20,961	18,225	635	-23%	-16%
Ecuador	41	2	6,929	5,501	625	-46%	878%
UK	50	0	5,658	N/A**	616	124%	40%
US	134	3	20,164	7,675	597	-9%	-14%
Italy	26	0	4,846	3,572	590	20%	70%
Sweden	31	0	8,702	N/A**	581	52%	88%
Mexico	25	2	5,306	4,492	560	-8%	-19%
Panama	156	3	24,135	18,050	513	-17%	-17%
France	159	1	6,959	1,406	477	42%	41%
Colombia	149	4	14,621	12,096	465	-20%	-31%
Netherlands	107	0	5,384	135	368	99%	-21%
Ireland	45	0	6,485	4,732	362	84%	1100%
North Macedo..	89	3	7,811	6,545	324	-4%	33%
EU	90	1	5,405	2,293	323	38%	56%
Armenia	100	1	15,750	14,252	312	23%	-25%
Moldova	154	3	11,151	8,240	290	3%	17%
Iran	34	2	4,919	4,213	283	15%	13%
Argentina	281	8	13,313	10,097	276	16%	9%
South Africa	36	1	11,054	9,869	266	-32%	-38%
Kosovo	0	0	6,873	4,762	264	-100%	-100%

26 - 50

	Today		Total Since 22 Jan			Change from 14d Ago [*] in 14 day avg of daily new	
	New Confirmed	New Deaths	Total Confirmed	Total Recovered	Total Deaths	Confirmed	Deaths
Switzerland	61	0	5,638	4,610	236	38%	93%
Bos. and Herz.	120	3	7,500	5,248	228	1%	-8%
Romania	87	1	5,650	2,248	224	7%	-10%
Honduras	46	2	7,080	2,088	214	-33%	-50%
Iraq	108	2	7,642	5,994	207	11%	-1%
Dom. Rep.	57	1	9,784	7,316	186	25%	-25%
Portugal	76	1	6,512	4,393	185	81%	44%
Guatemala	41	2	4,670	4,089	169	-30%	-22%
Kyrgyzstan	12	0	6,921	6,333	163	-37%	101%
Oman	109	3	17,967	16,576	160	106%	18%
Israel	554	0	20,248	14,595	135	104%	-3%
Kuwait	193	1	22,907	20,585	135	21%	44%
Costa Rica	256	3	11,939	4,449	131	22%	62%
Russia	39	1	7,408	6,120	130	11%	7%
Bahrain	414	1	37,136	32,962	128	90%	145%
Saudi Arabia	17	1	9,426	8,824	126	-32%	-4%
Kazakhstan	4	0	5,706	5,411	89	-51%	-52%
Eswatini	31	2	4,474	3,826	89	-23%	-31%
Paraguay	97	3	4,362	2,287	82	37%	4%
Belarus	24	0	7,936	7,722	82	14%	9%
Qatar	85	0	42,586	41,517	72	2%	-13%
West Bank an..	183	0	7,407	5,047	53	45%	64%
UAE	79	0	8,348	7,292	41	64%	-17%
Singapore	3	0	9,834	9,750	5	-23%	N/A
Total World	41	1	3,883	2,639	122	4%	1%

^{*}Change from 14d ago:
Compares 14d-avgs. of Daily New Cases/Deaths
today with 14d-avgs. from 14d ago

Israel has reported the highest new confirmed cases / 1M every day since 4 Sept

Sorted by Total Deaths / 1M
Top 50 countries selected by Cases / 1M
Excluded countries with population < 1M

N/A** due to inconsistent reporting of Recovered Cases



Top 50 Countries: Raw Volume

Updated 18 Sept 2020, 3:30 GMT

4

1 - 25

	Today		Total Since 22 Jan			Change from 14d Ago [*] in 14 day avg of daily new	
	New Confirmed	New Deaths	Total Confirmed	Total Recovered	Total Deaths	Confirmed	Deaths
US	44,360	870	6,674,411	2,540,334	197,633	-9%	-14%
EU	39,932	333	2,406,378	1,021,006	143,614	38%	56%
Brazil	36,303	829	4,455,386	3,873,934	134,935	-23%	-16%
India	97,894	1,132	5,118,253	4,025,079	83,198	15%	8%
Mexico	3,182	201	684,113	579,145	72,179	-8%	-19%
UK	3,410	21	384,087	N/A**	41,794	124%	40%
Italy	1,583	13	293,025	215,954	35,658	20%	70%
France	10,397	47	454,266	91,765	31,103	42%	41%
Peru	6,380	124	744,400	594,513	31,051	-12%	-11%
Spain	11,291	162	625,651	150,376	30,405	24%	178%
Iran	2,815	176	413,149	353,848	23,808	15%	13%
Colombia	7,568	187	743,945	615,457	23,665	-20%	-31%
Russia	5,667	143	1,081,152	893,145	18,996	11%	7%
South Africa	2,128	67	655,572	585,303	15,772	-32%	-38%
Argentina	12,701	344	601,713	456,347	12,460	16%	9%
Chile	1,863	84	441,150	413,928	12,142	0%	-4%
Ecuador	732	33	122,257	97,063	11,029	-46%	878%
Belgium	2,028	1	97,976	18,854	9,936	80%	148%
Germany	2,179	3	269,048	238,437	9,376	15%	-8%
Canada	1,027	5	142,879	124,984	9,249	50%	-35%
Indonesia	3,635	122	232,628	166,686	9,222	31%	11%
Iraq	4,326	84	307,385	241,100	8,332	11%	-1%
Bolivia	547	33	129,419	87,716	7,511	-16%	126%
Turkey	1,648	66	298,039	263,745	7,315	13%	77%
Pakistan	752	9	304,386	291,683	6,408	5%	-42%

26 - 50

	Today		Total Since 22 Jan			Change from 14d Ago [*] in 14 day avg of daily new	
	New Confirmed	New Deaths	Total Confirmed	Total Recovered	Total Deaths	Confirmed	Deaths
Netherlands	1,837	7	92,262	2,310	6,310	99%	-21%
Sweden	310	4	87,885	N/A**	5,864	52%	88%
Egypt	141	19	101,641	87,158	5,715	-8%	-12%
Bangladesh	1,593	36	344,264	250,412	4,859	-23%	-15%
Philippines	3,355	53	276,289	208,096	4,785	-5%	36%
China	41	0	90,294	85,181	4,736	-26%	-58%
Saudi Arabia	593	30	328,144	307,207	4,399	-32%	-4%
Romania	1,679	27	108,690	43,244	4,312	7%	-10%
Ukraine	3,679	61	170,373	76,636	3,465	28%	32%
Guatemala	740	27	83,664	73,260	3,036	-30%	-22%
Poland	837	16	76,571	62,725	2,253	-24%	-4%
Panama	672	15	104,138	77,881	2,213	-17%	-17%
Honduras	460	20	70,120	20,677	2,122	-33%	-50%
Dom. Rep.	615	13	106,136	79,363	2,022	25%	-25%
Morocco	2,488	28	94,504	74,930	1,714	44%	-4%
Kazakhstan	78	0	107,134	101,610	1,671	-51%	-52%
Japan	491	9	77,488	68,827	1,490	-31%	-12%
Israel	4,791	4	175,256	126,329	1,169	104%	-3%
Ethiopia	689	15	66,913	27,085	1,060	-40%	-14%
Oman	557	13	91,753	84,648	818	106%	18%
Belarus	224	4	74,987	72,967	771	14%	9%
Kuwait	825	4	97,824	87,911	575	21%	44%
UAE	786	0	82,568	72,117	402	64%	-17%
Qatar	244	0	122,693	119,613	208	2%	-13%
Total World	314,834	5,414	30,078,889	20,439,713	944,887	4%	1%

*Change from 14d ago:
Compares 14d-avgs. of Daily New Cases/Deaths
today with 14d-avgs. from 14d ago

Global confirmed cases now surpass 30M

Sorted by Raw Total Deaths
Top 50countries selected by Total Cases
Excluded countries with population < 1M

N/A** due to inconsistent reporting of Recovered Cases



United States: Per 1M



1 - 25

	Today		Total Since 22 Jan			Change from 14d Ago* in 14 day avg of daily new	
	New Confirmed	New Deaths	Total Confirmed	Total Recovered	Total Deaths	Confirmed	Deaths
New Jersey	64	0	22,332	3,889	1,808	21%	121%
New York	46	1	22,991	3,905	1,700	9%	-18%
Massachusetts	62	2	18,299	15,872	1,343	244%	-3%
Connecticut	62	0	15,535	2,582	1,259	23%	100%
Louisiana	103	4	34,268	31,313	1,143	-12%	-24%
Rhode Island	123	4	22,172	2,111	1,024	6%	11%
Mississippi	236	8	30,891	26,535	934	-29%	-29%
DC	67	3	20,956	16,667	877	-10%	25%
Arizona	241	5	29,079	4,586	743	0%	-37%
Michigan	98	1	12,689	8,563	696	8%	4%
Illinois	162	2	21,330	N/A	681	7%	7%
Maryland	104	1	19,604	1,209	639	9%	-24%
Delaware	86	0	19,838	10,468	636	78%	18%
Pennsylvania	72	1	11,934	9,475	617	13%	-17%
S. Carolina	257	5	26,307	9,989	613	11%	-14%
Georgia	174	5	28,340	N/A	610	-23%	-37%
Florida	152	7	31,403	N/A	609	-23%	-10%
Indiana	124	1	16,138	12,675	517	-13%	4%
Texas	157	3	24,188	20,514	511	-15%	-28%
Alabama	137	2	28,911	12,488	490	-26%	-35%
Nevada	113	4	24,218	648	489	-34%	-25%
New Mexico	75	2	12,971	7,078	399	-25%	-21%
Iowa	175	1	24,470	17,697	396	-28%	-5%
Ohio	91	2	12,113	10,239	392	-4%	19%
Arkansas	329	3	24,260	21,256	386	22%	39%
California	94	3	19,615	N/A	375	-34%	-22%

26 - 51

	Today		Total Since 22 Jan			Change from 14d Ago* in 14 day avg of daily new	
	New Confirmed	New Deaths	Total Confirmed	Total Recovered	Total Deaths	Confirmed	Deaths
California	94	3	19,615	N/A	375	-34%	-22%
Minnesota	161	2	15,377	14,164	354	-20%	7%
Colorado	80	1	10,962	1,080	348	20%	-2%
Virginia	129	4	16,094	1,953	342	0%	18%
New Hampshire	0	0	5,723	5,225	322	46%	50%
Tennessee	154	2	26,085	23,679	317	-9%	7%
N. Carolina	148	3	18,075	15,947	303	-22%	12%
Missouri	278	3	17,851	N/A	290	15%	36%
Washington	51	1	10,663	N/A	267	-17%	-20%
Kentucky	136	2	13,289	2,487	245	-8%	-3%
Idaho	222	3	20,418	10,859	243	-7%	-18%
North Dakota	512	7	21,944	18,146	239	21%	60%
Oklahoma	261	2	18,529	15,705	235	19%	-25%
Nebraska	260	2	20,637	15,491	228	8%	23%
South Dakota	446	1	19,992	16,818	218	-8%	100%
Wisconsin	285	1	16,113	14,067	211	66%	6%
Kansas	152	1	17,562	659	200	-20%	113%
West Virginia	129	2	7,496	5,471	166	38%	-22%
Utah	284	0	18,920	15,630	136	37%	-30%
Montana	202	2	9,026	6,925	134	-1%	45%
Oregon	50	0	7,127	1,275	124	-14%	-12%
Maine	16	0	3,691	3,212	103	-6%	0%
Vermont	5	0	2,732	2,457	93	-32%	N/A
Wyoming	149	N/A	8,038	6,911	85	47%	14%
Hawaii	112	3	7,843	2,899	76	-43%	-18%
Alaska	144	0	8,936	3,292	60	14%	-64%

*Change from 14d ago:
Compares 14d-avgs. of Daily New Cases/Deaths
today with 14d-avgs. from 14d ago

Compared to 14 days ago, average daily new cases
increased in 24 states and **decreased** in 26

Sorted by Total Deaths / 1M

N/As due to states revising and updating case counts



United States: Raw Volume

Updated 18 Sept 2020, 3:30 GMT

6

1 - 25

	Today		Total Since 22 Jan			Change from 14d Ago* in 14 day avg of daily new	
	New Confirmed	New Deaths	Total Confirmed	Total Recovered	Total Deaths	Confirmed	Deaths
New York	896	28	447,262	75,962	33,070	9%	-18%
New Jersey	569	3	198,361	34,546	16,057	21%	121%
Texas	4,543	88	701,350	594,817	14,826	-15%	-28%
California	3,716	113	775,037	N/A	14,804	-34%	-22%
Florida	3,255	147	674,456	N/A	13,086	-23%	-10%
Massachusetts	429	15	126,128	109,397	9,260	244%	-3%
Illinois	2,056	25	270,294	N/A	8,624	7%	7%
Pennsylvania	925	11	152,775	121,296	7,893	13%	-17%
Michigan	980	12	126,722	85,513	6,955	8%	4%
Georgia	1,847	55	300,903	N/A	6,474	-23%	-37%
Arizona	1,753	38	211,660	33,381	5,409	0%	-37%
Louisiana	478	17	159,304	145,570	5,313	-12%	-24%
Ohio	1,067	25	141,585	119,690	4,580	-4%	19%
Connecticut	220	1	55,386	9,204	4,488	23%	100%
Maryland	631	6	118,519	7,311	3,861	9%	-24%
Indiana	837	6	108,646	85,334	3,478	-13%	4%
N. Carolina	1,552	31	189,576	167,257	3,180	-22%	12%
S. Carolina	1,324	26	135,446	51,431	3,158	11%	-14%
Virginia	1,098	36	137,367	16,671	2,918	0%	18%
Mississippi	701	24	91,935	78,971	2,780	-29%	-29%
Alabama	670	9	141,757	61,232	2,401	-26%	-35%
Tennessee	1,053	13	178,140	161,707	2,164	-9%	7%
Washington	386	11	81,198	N/A	2,031	-17%	-20%
Colorado	459	4	63,125	6,220	2,006	20%	-2%
Minnesota	909	9	86,722	79,878	1,994	-20%	7%

26 - 51

	Today		Total Since 22 Jan			Change from 14d Ago* in 14 day avg of daily new	
	New Confirmed	New Deaths	Total Confirmed	Total Recovered	Total Deaths	Confirmed	Deaths
Missouri	1,704	17	109,557	N/A	1,782	15%	36%
Nevada	347	12	74,595	1,997	1,506	-34%	-25%
Iowa	552	2	77,204	55,834	1,250	-28%	-5%
Wisconsin	1,660	3	93,819	81,902	1,230	66%	6%
Arkansas	992	9	73,211	64,145	1,166	22%	39%
Kentucky	606	11	59,370	11,109	1,093	-8%	-3%
Rhode Island	130	4	23,488	2,236	1,085	6%	11%
Oklahoma	1,034	6	73,318	62,144	930	19%	-25%
New Mexico	158	4	27,199	14,842	836	-25%	-21%
Delaware	84	0	19,318	10,193	619	78%	18%
DC	47	2	14,790	11,763	619	-10%	25%
Kansas	444	4	51,164	1,920	582	-20%	113%
Oregon	210	0	30,060	5,376	521	-14%	-12%
Nebraska	502	3	39,921	29,966	442	8%	23%
New Hampshire	0	0	7,781	7,104	438	46%	50%
Utah	911	0	60,658	50,108	437	37%	-30%
Idaho	396	5	36,489	19,405	434	-7%	-18%
West Virginia	232	4	13,434	9,804	297	38%	-22%
South Dakota	395	1	17,686	14,878	193	-8%	100%
North Dakota	390	5	16,723	13,828	182	21%	60%
Montana	216	2	9,647	7,401	143	-1%	45%
Maine	21	0	4,962	4,317	138	-6%	0%
Hawaii	159	4	11,105	4,105	107	-43%	-18%
Vermont	3	0	1,705	1,533	58	-32%	N/A
Wyoming	86	N/A	4,652	4,000	49	47%	14%
Alaska	105	0	6,537	2,408	44	14%	-64%

*Change from 14d ago:
Compares 14d-avgs. of Daily New Cases/Deaths
today with 14d-avgs. from 14d ago

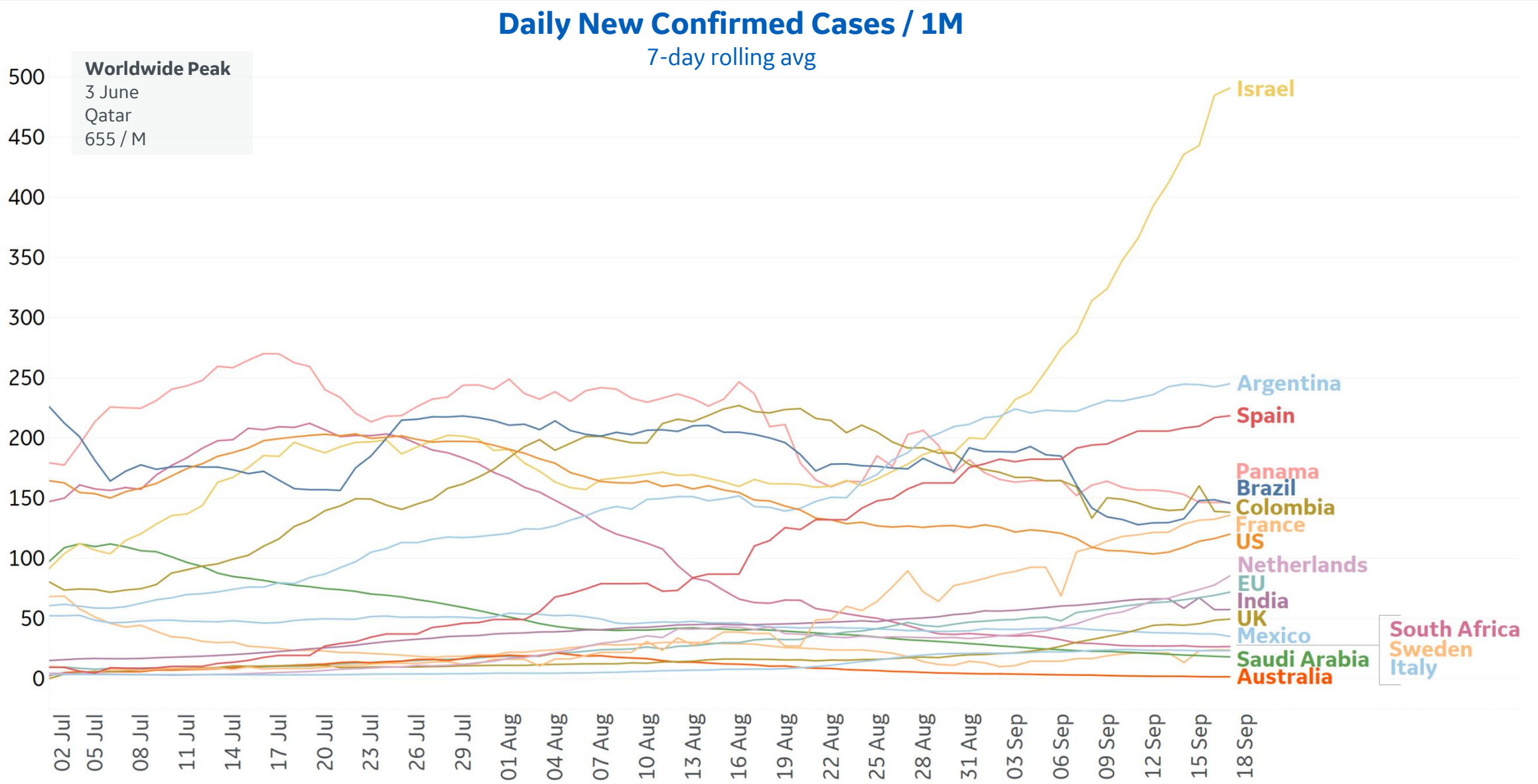
Confirmed cases in **Texas** total over 700K,
ranking second in highest total cases after California

Sorted by Raw Total Deaths

N/As due to states revising and updating case counts



New Confirmed Cases in Select Countries



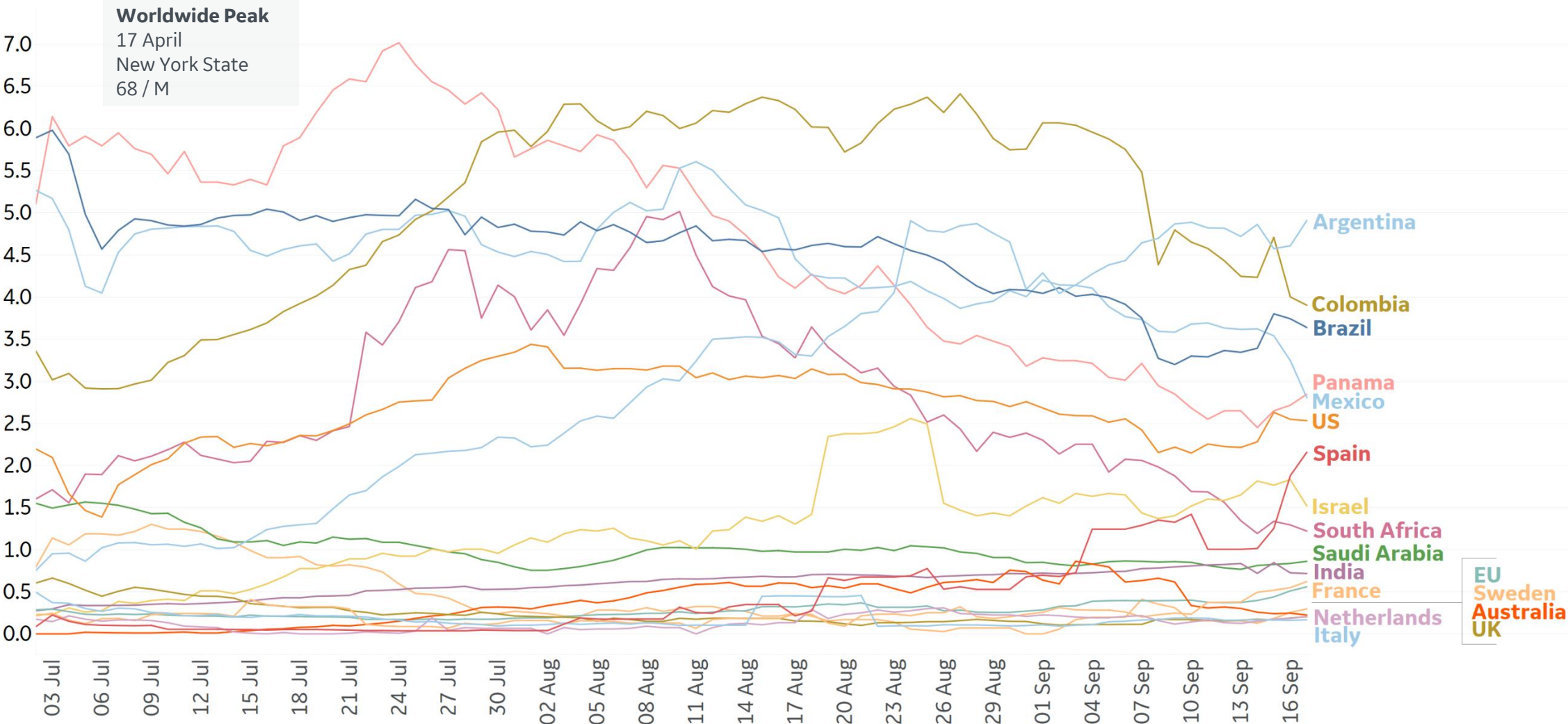


New Deaths in Select Countries

Updated 18 Sept 2020, 3:30 GMT

8

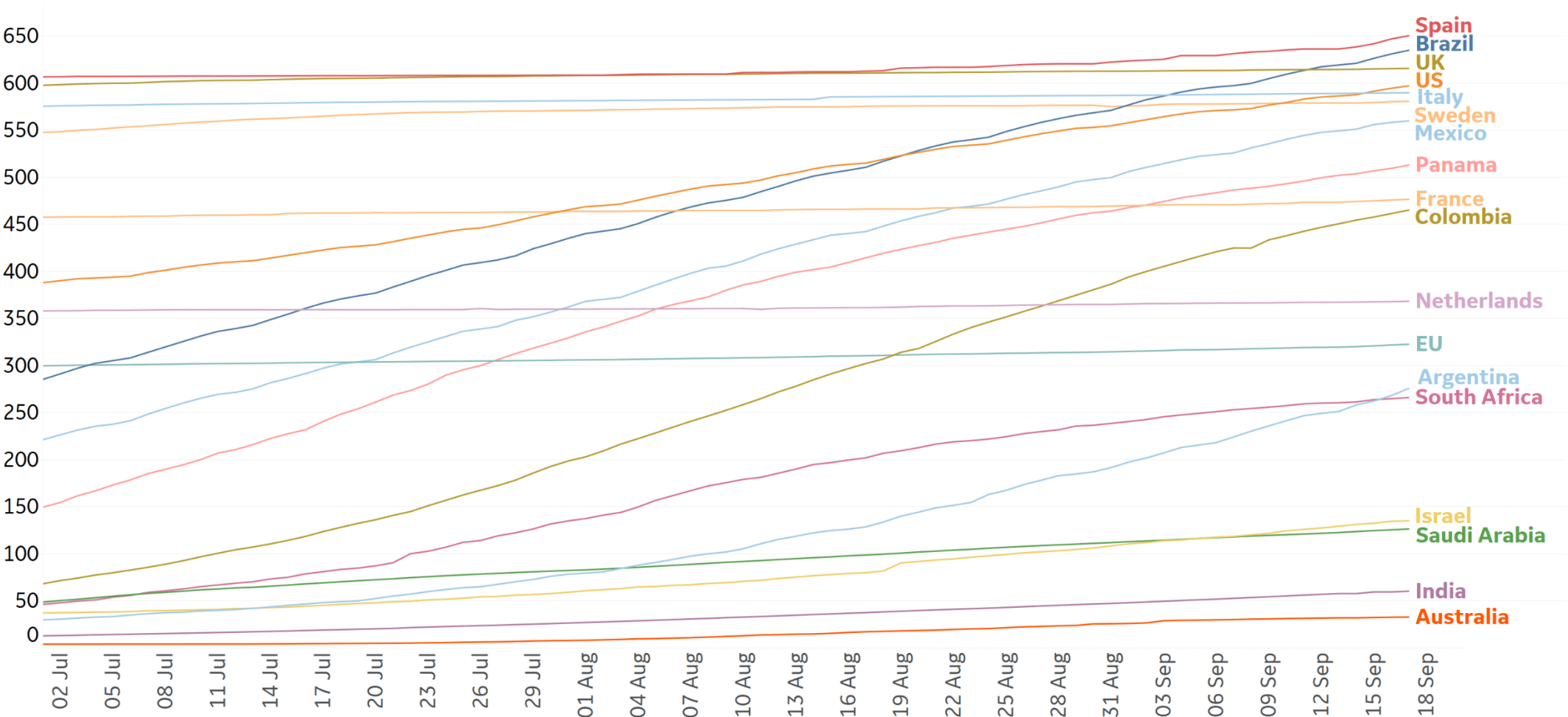
Daily New Deaths / 1M
7-day rolling avg





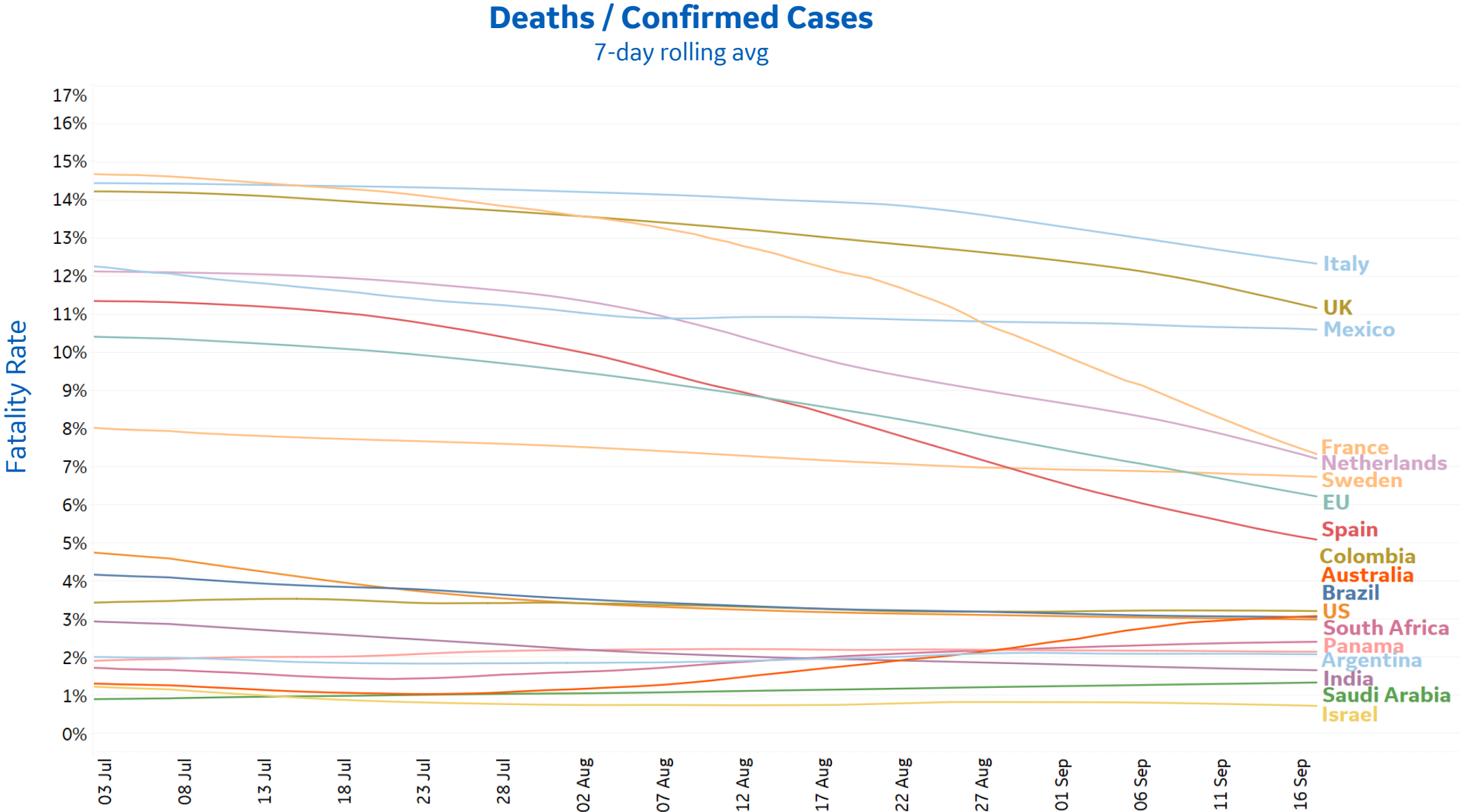
Cumulative Deaths in Select Countries

Cumulative Deaths / 1M





Fatality Rate in Select Countries

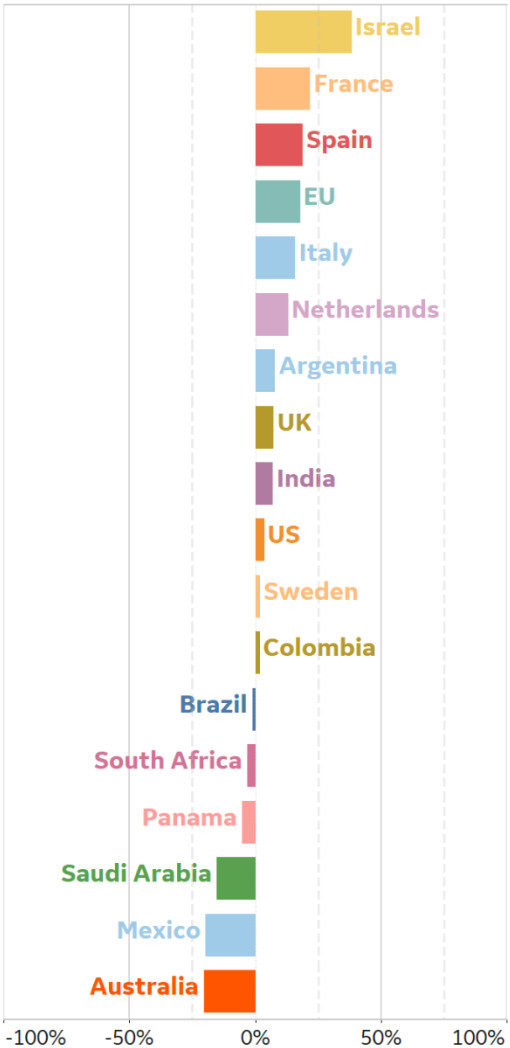




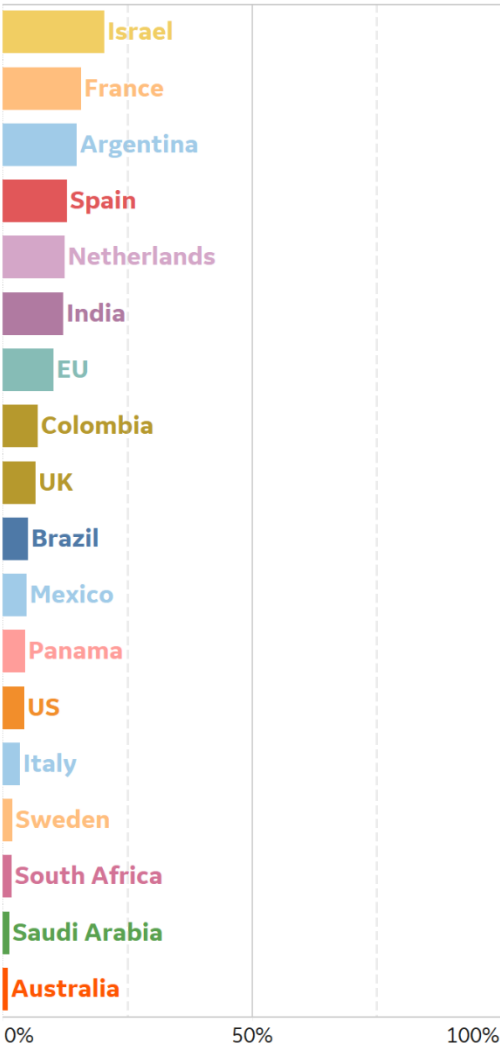
% Change in Case Volume in Select Countries

Over Previous 7 days

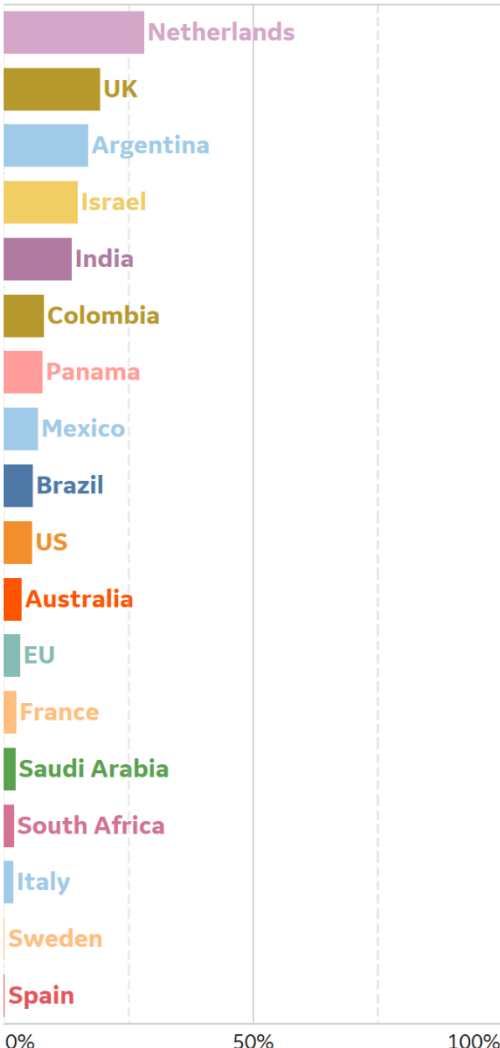
Active Cases



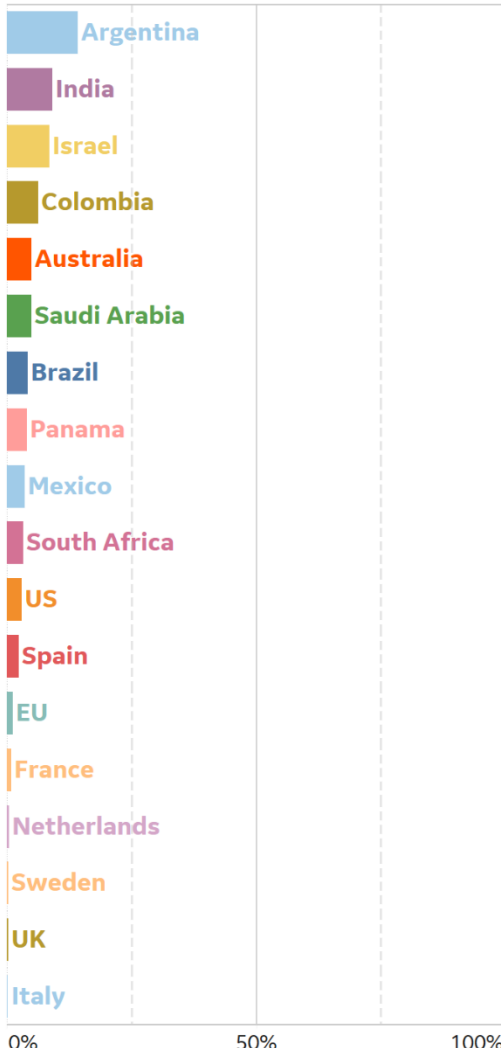
Confirmed Cases



Reported Recoveries



Reported Deaths



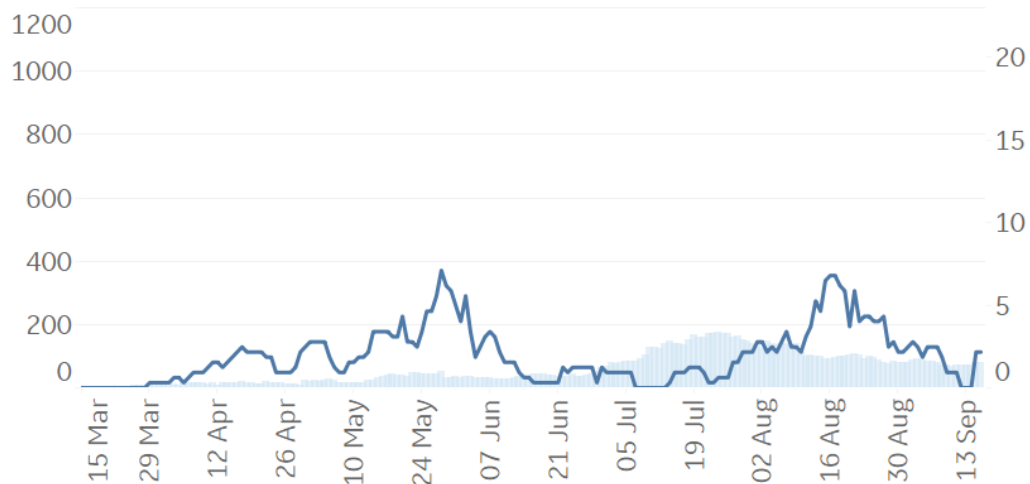


Feature: Trends in CC Ecosystem Cities

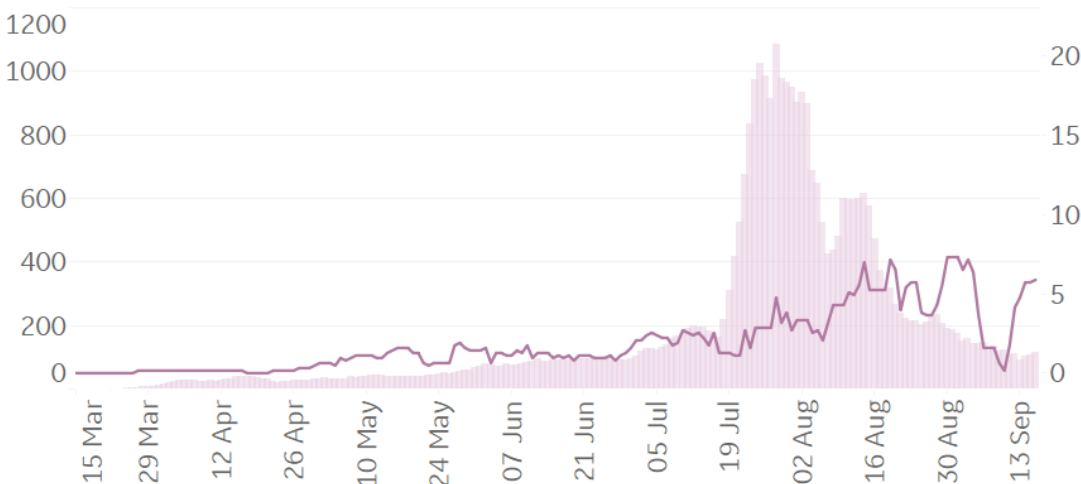
Daily New Confirmed Cases / 1M (Bars)

7-day Rolling Avg

Asheville, NC



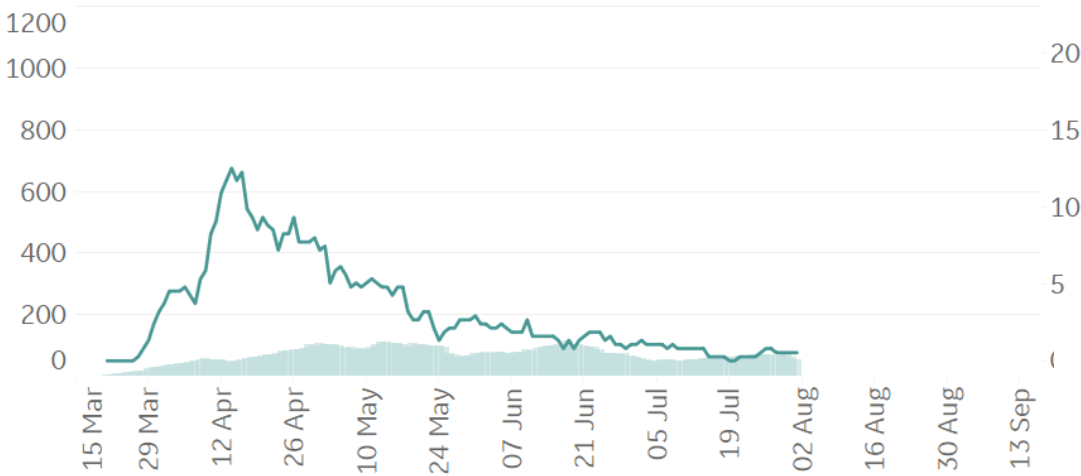
Bakersfield, CA



Baltimore, MD



Bradford, UK



Daily New Deaths / 1M (Lines)
7-day Rolling Avg



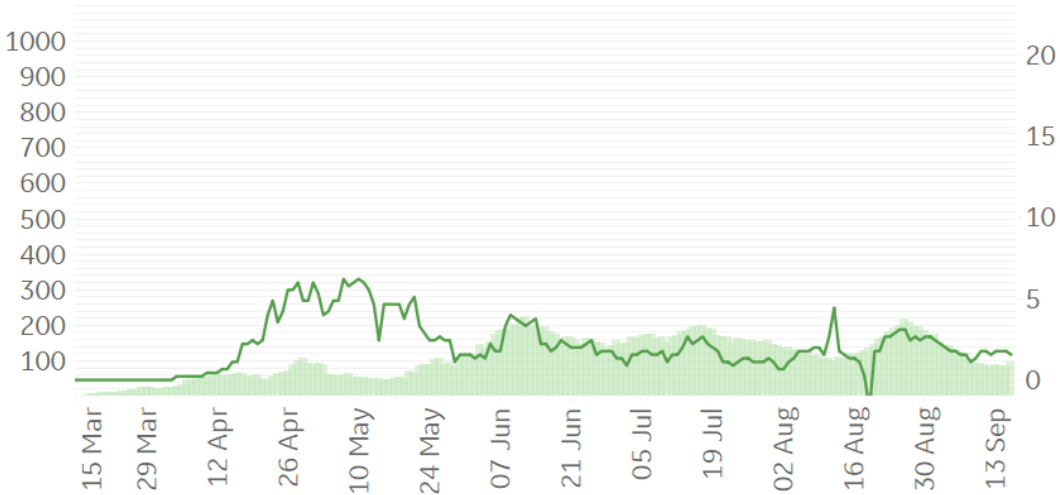
Feature: Trends in CC Ecosystem Cities

Durham, NC

Hanford, CA

Daily New Confirmed Cases / 1M (Bars)

7-day Rolling Avg

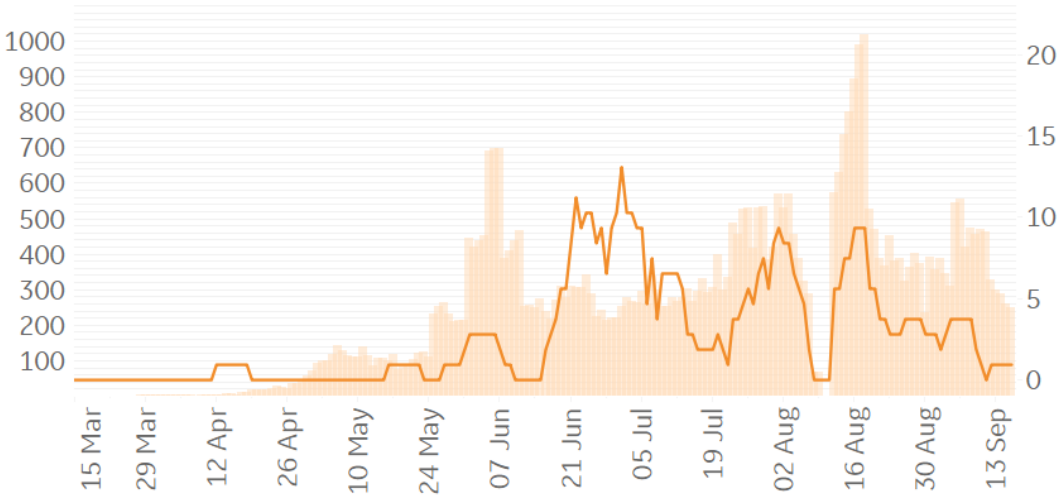


Los Angeles, CA



Daily New Deaths / 1M (Lines)

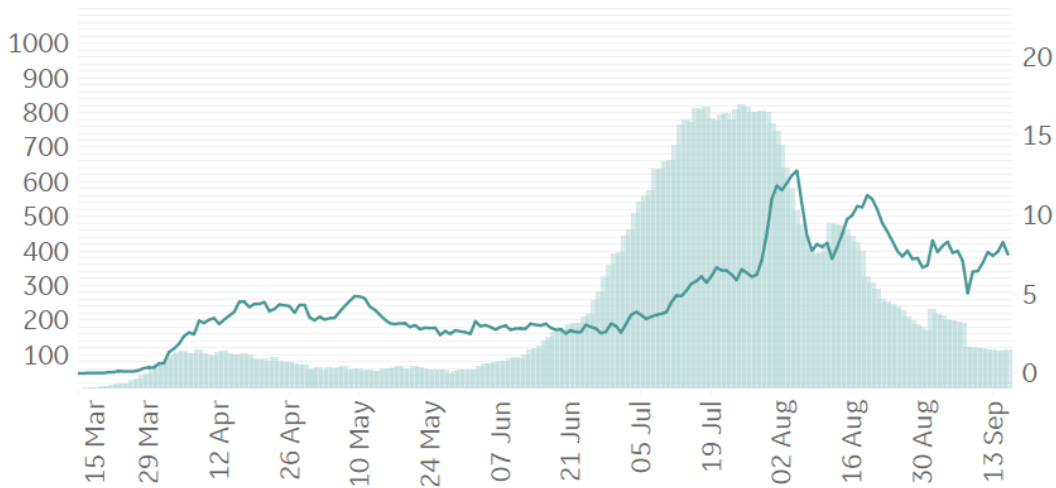
7-day Rolling Avg



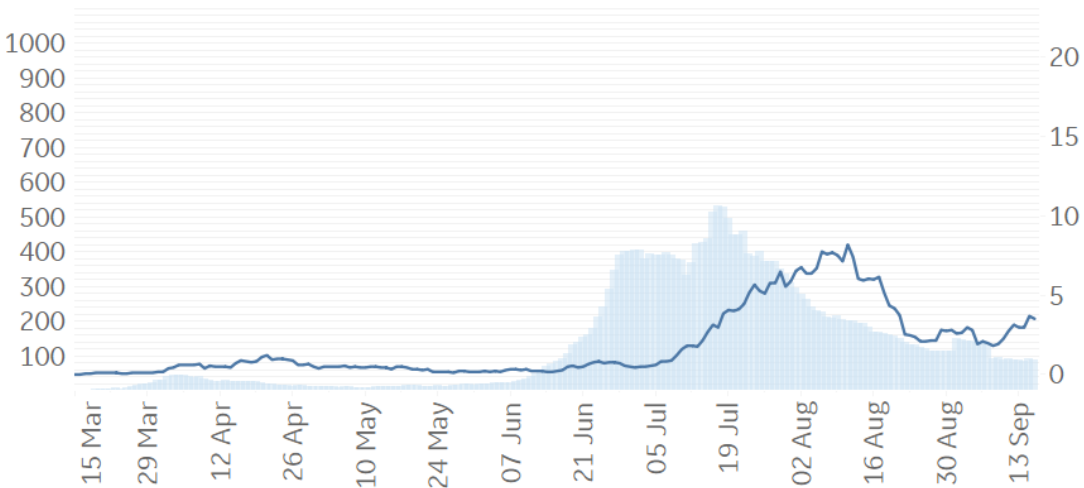


Feature: Trends in CC Ecosystem Cities

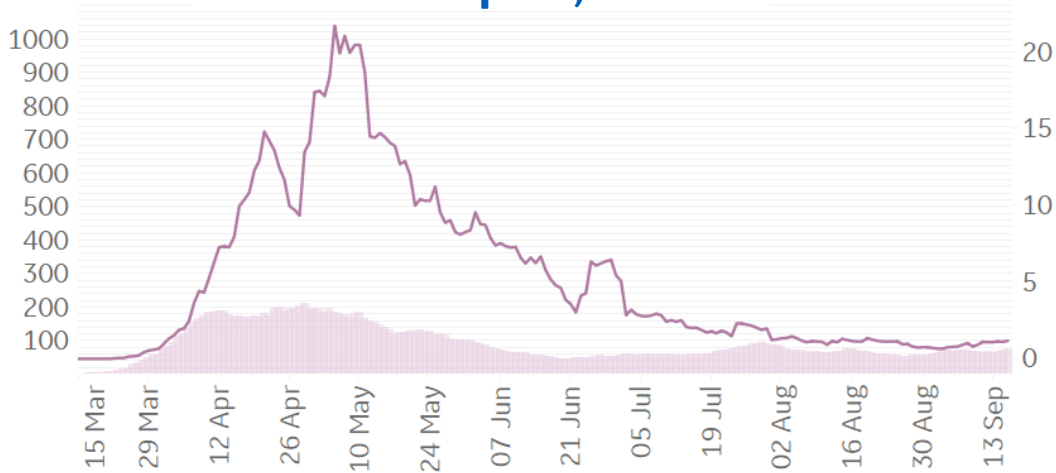
Miami, FL



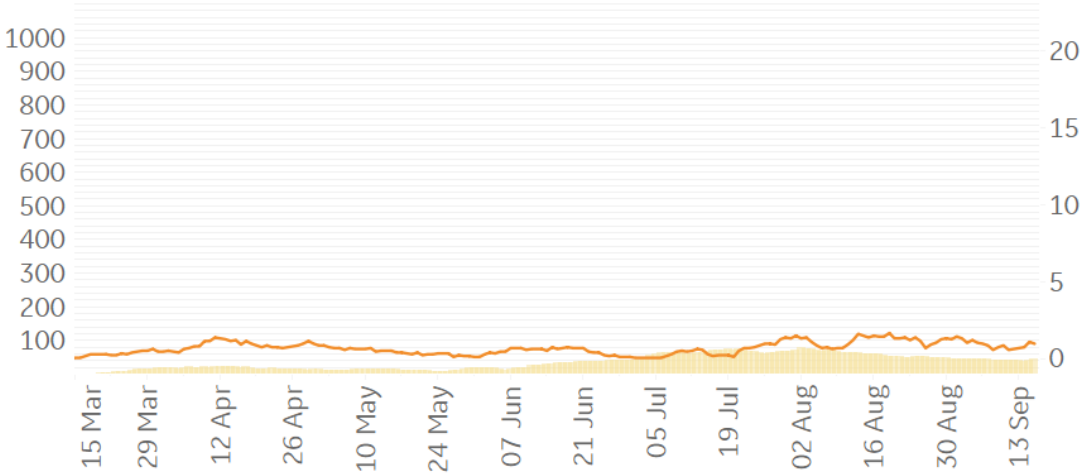
Orlando, FL



Philadelphia, PA



Portland, OR



Daily New Confirmed Cases / 1M (Bars)

7-day Rolling Avg

Daily New Deaths / 1M (Lines)

7-day Rolling Avg



Feature: Trends in CC Ecosystem Cities

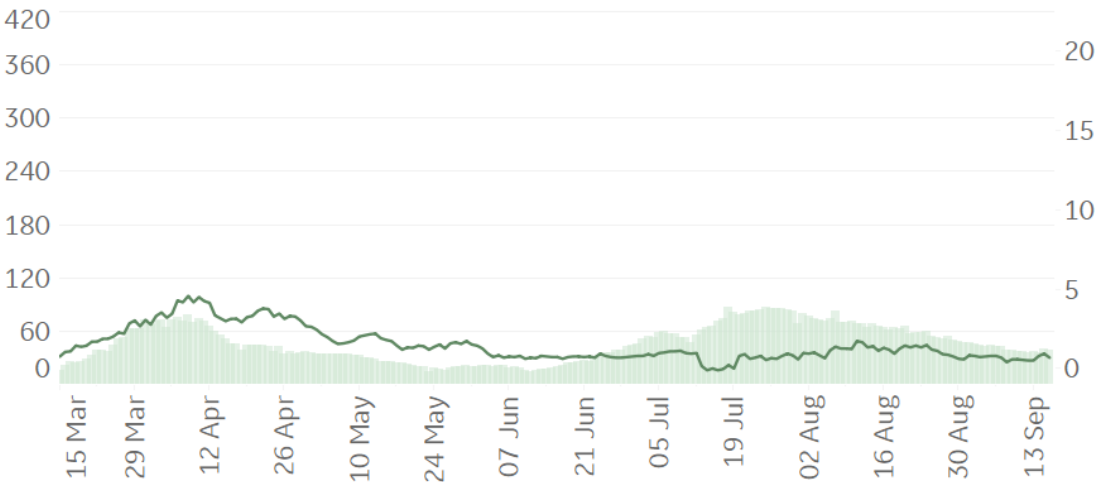
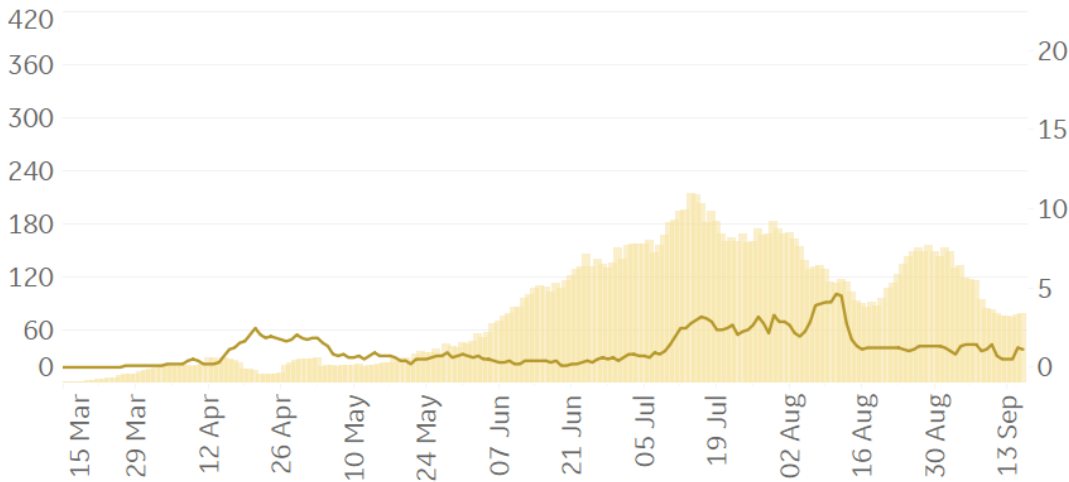


Raleigh, NC

Seattle, WA

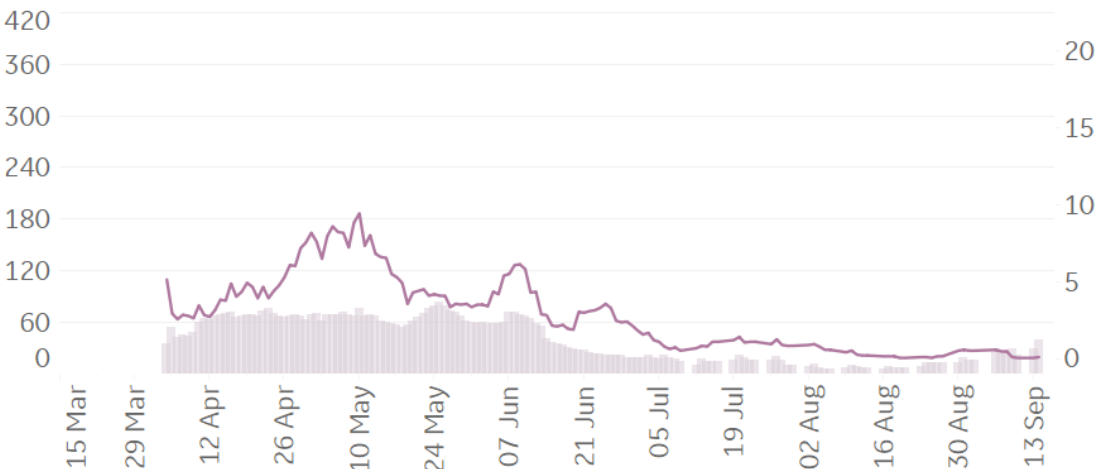
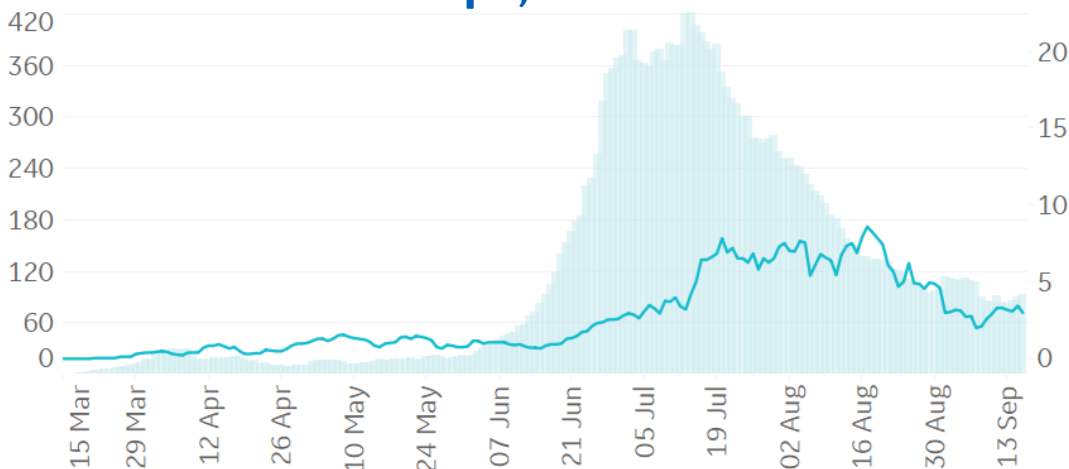
Daily New Confirmed Cases / 1M (Bars)

7-day Rolling Avg



Tampa, FL

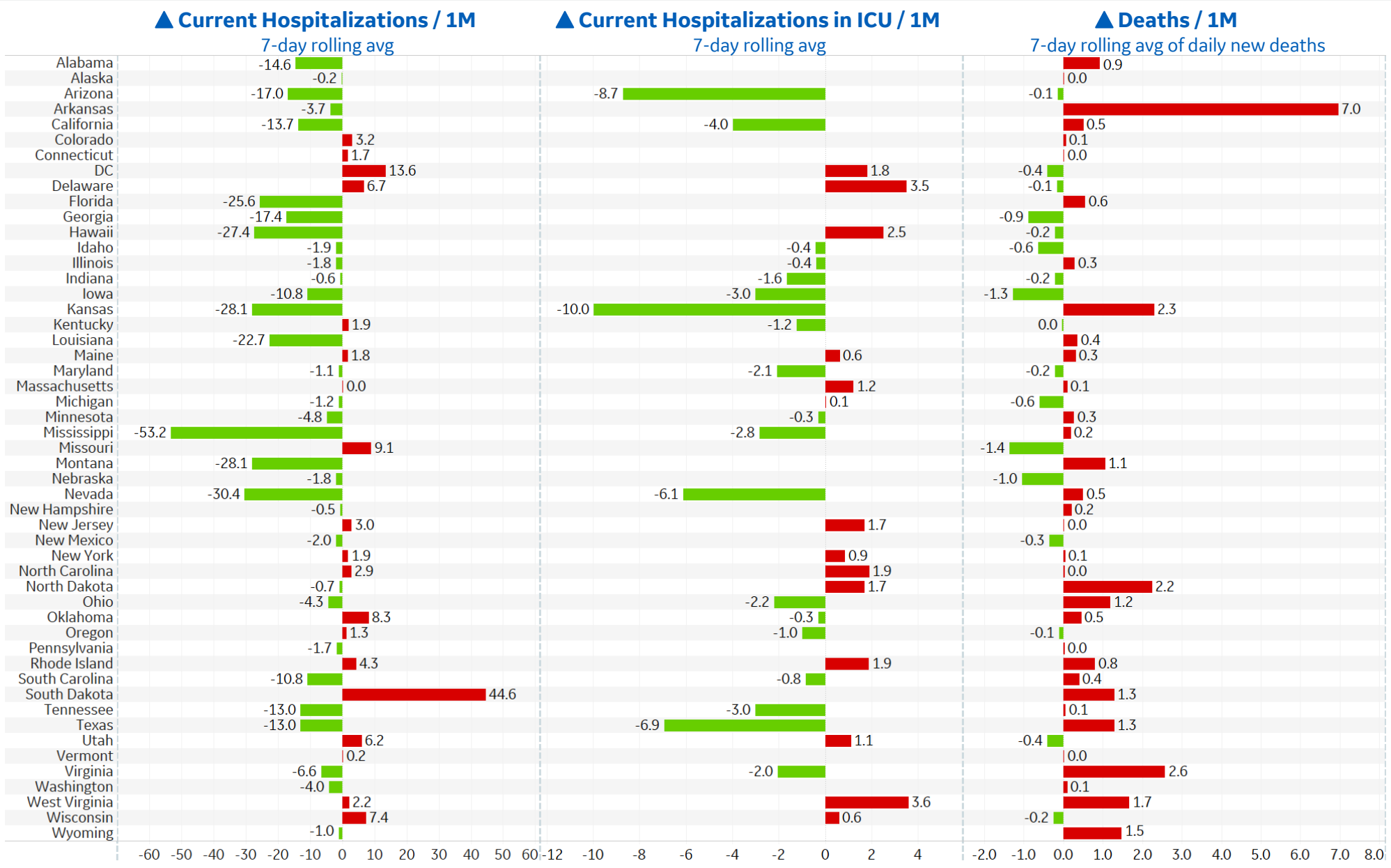
Toronto, Canada



Daily New Deaths / 1M (Lines)
7-day Rolling Avg



Feature: US Changes from Previous Week



*Blank rows indicate insignificant or missing data



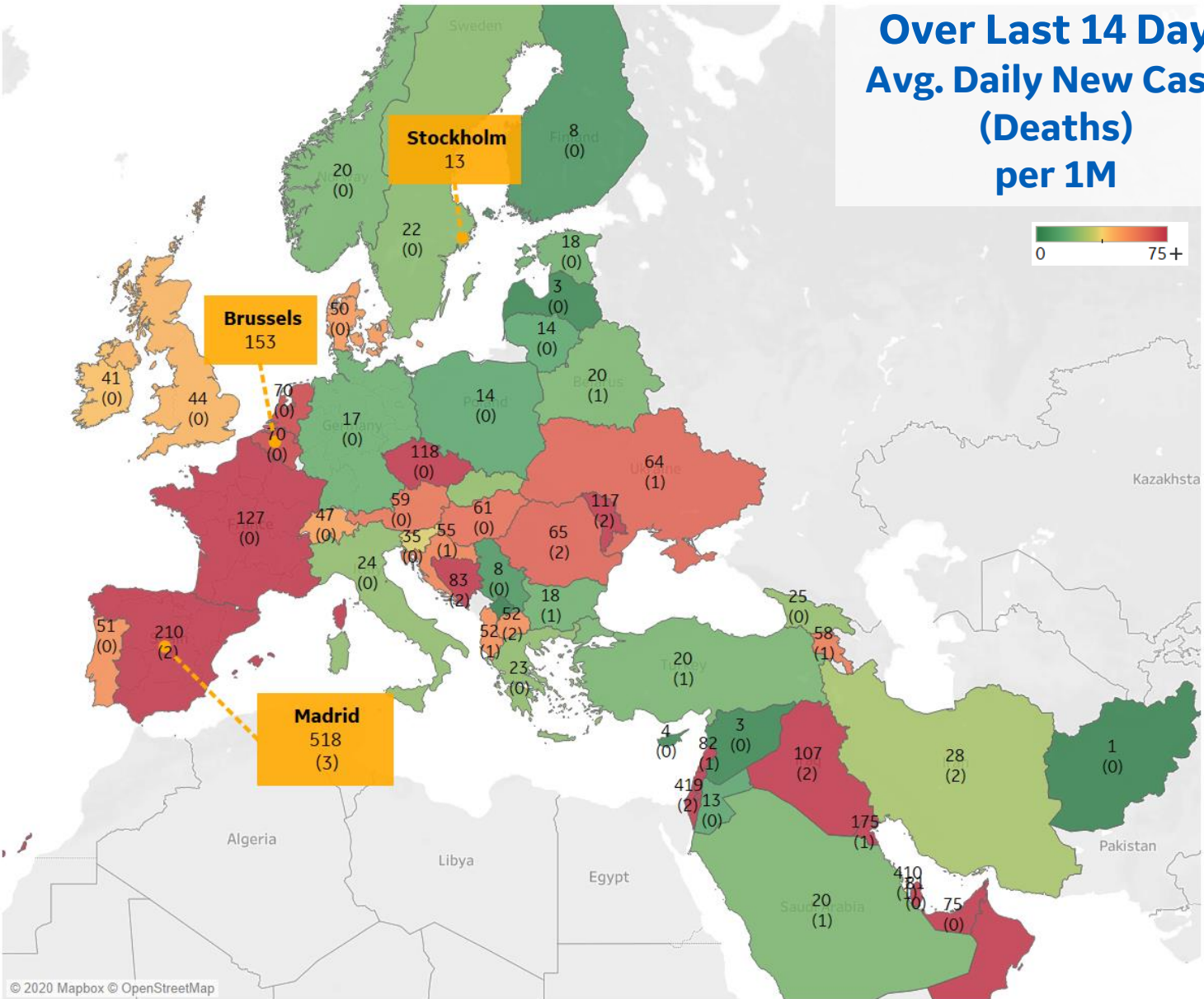
Per 1M in Region

	Today	Change
Active Cases	2,078	+2%
Confirmed	72 new	+1%
Deaths	1 new	+0.3%
Recovered	25 new	+1%

Most Daily New Cases / 1M

Israel	419
Bahrain	410
Spain	210
Kuwait	175
France	127
Czechia	118
Moldova	117
Iraq	107
Bos. and Herz.	83
Lebanon	82

* Excludes regions with population < 1M





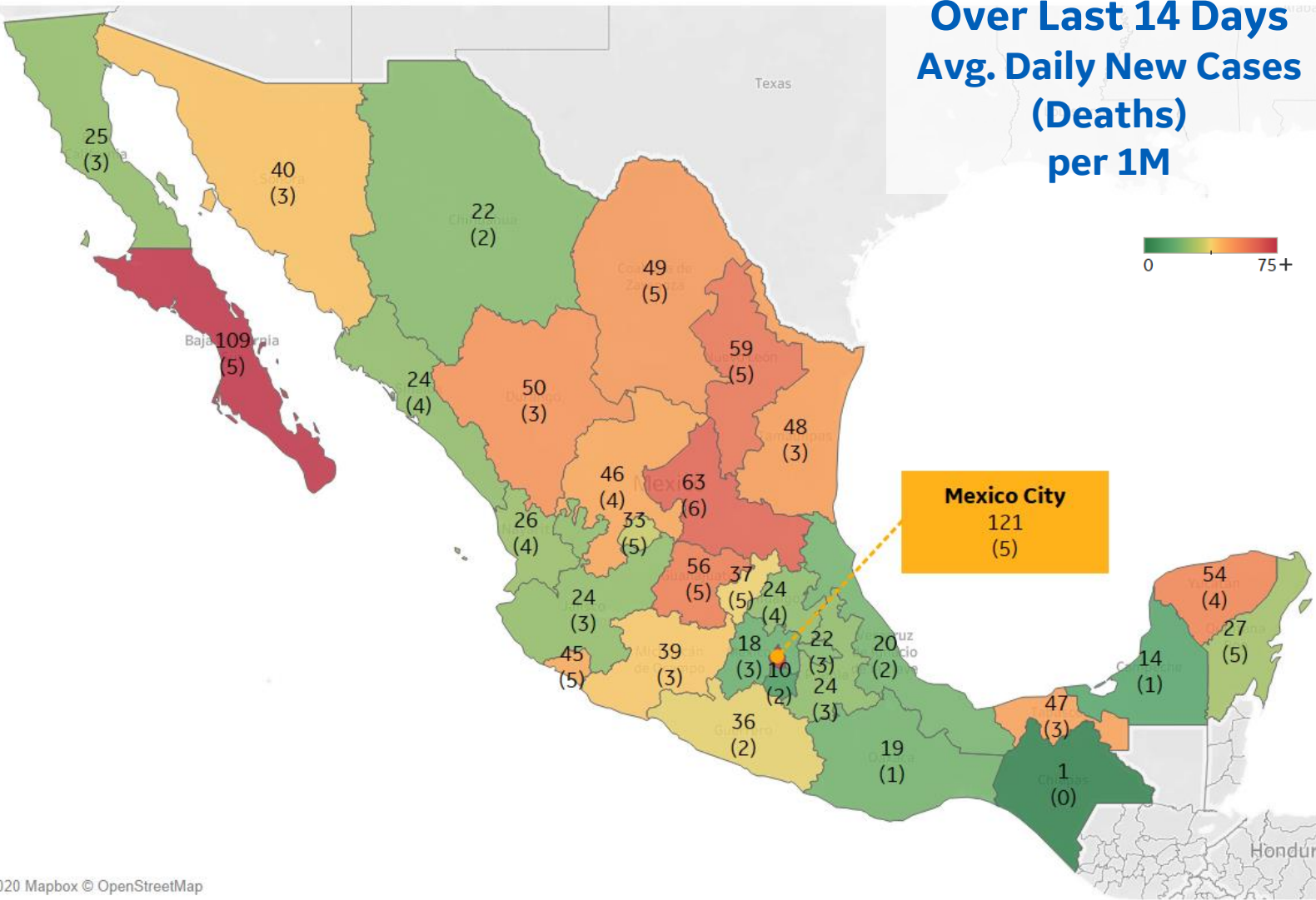
Mexico

Per 1M in Region

	Today	Change
Active Cases	254	-6%
Confirmed	25 new	+0.5%
Deaths	2 new	+0.3%
Recovered	38 new	+1%

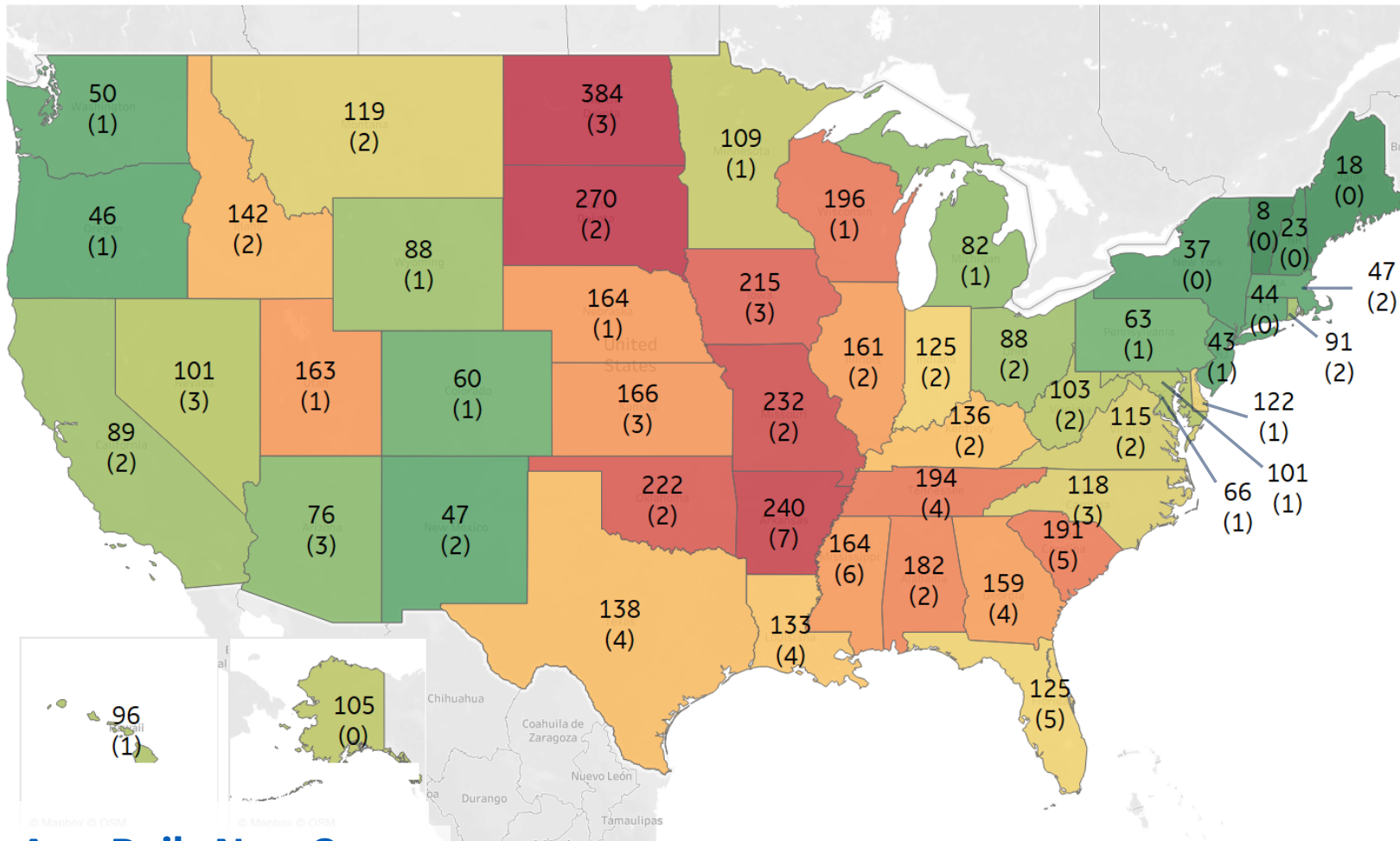
Most Daily New Cases / 1M

Distrito Federal	121
Baja California Sur	109
San Luis Potosí	63
Nuevo León	59
Guanajuato	56
Yucatán	54
Coahuila	49
Tamaulipas	48
Tabasco	47
Colima	45





Over Last 14 Days...



**Avg. Daily New Cases
(Deaths)
per 1M**



Note: Scale different from other pages

Top 10 by New Confirmed

Avg New Confirmed Cases / 1M

North Dakota	384
South Dakota	270
Arkansas	240
Missouri	232
Oklahoma	222
Iowa	215
Wisconsin	196
Tennessee	194
South Carolina	191
Alabama	182

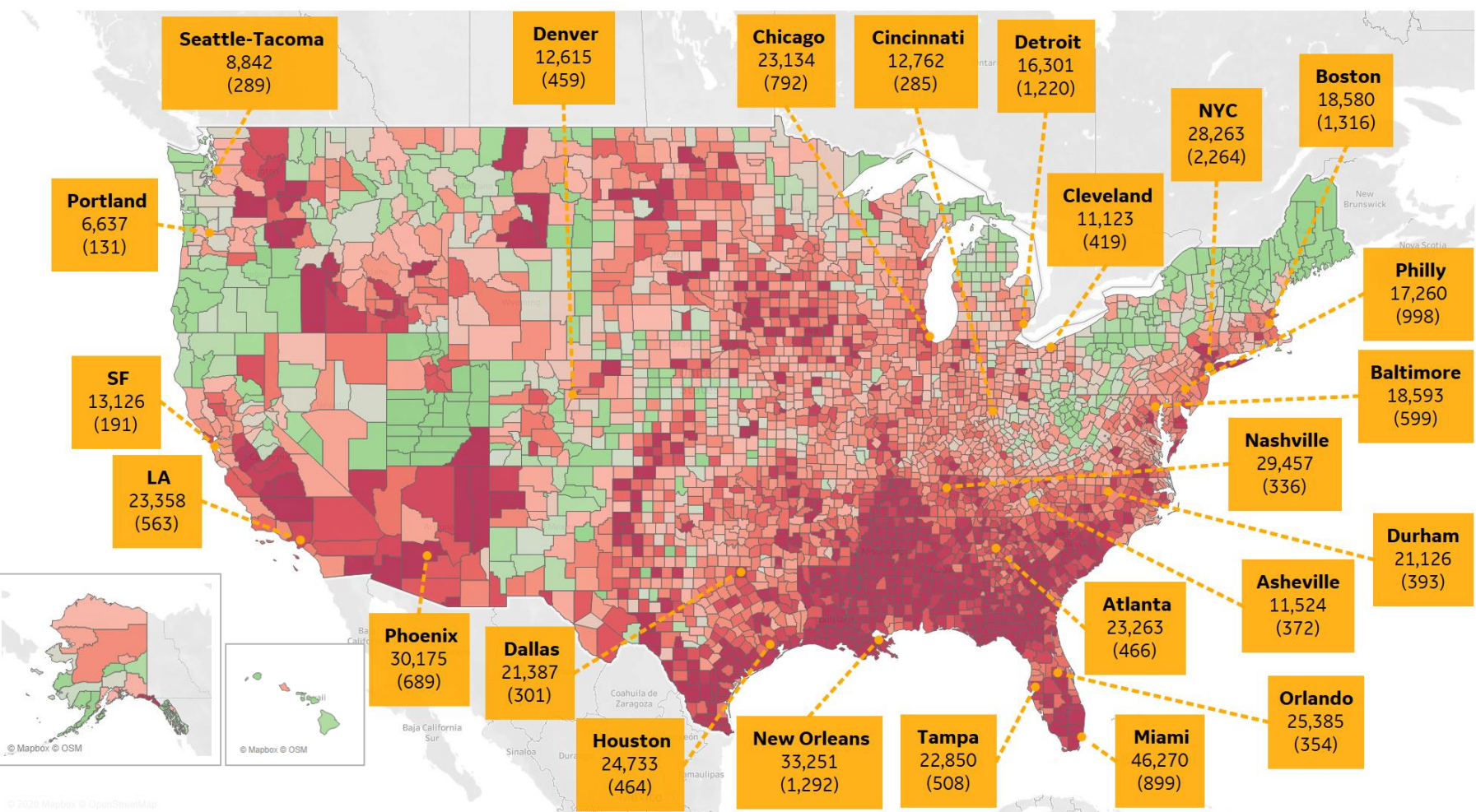
Top 10 by New Deaths

Avg New Deaths / 1M

Arkansas	7
Mississippi	6
South Carolina	5
Florida	5
Louisiana	4
Georgia	4
Texas	4
Tennessee	4
Nevada	3
North Dakota	3



US by County & Metro, Total to Date



Top 10 Northeast Counties

Total Confirmed Cases / 1M

Rockland County, NY	45,115
Westchester County, NY	38,937
Passaic County, NJ	37,362
Nassau County, NY	33,892
Union County, NJ	31,216
Suffolk County, NY	31,095
Orange County, NY	30,483
Hudson County, NJ	30,395
Suffolk County, MA	29,187
Providence County, RI	28,080

Top 10 Other US Counties

Total Confirmed Cases / 1M

Miami-Dade County, FL	60,949
Nueces County, TX	54,964
Cameron County, TX	52,642
Webb County, TX	46,933
Yakima County, WA	44,696
Jefferson Parish, LA	39,633
Broward County, FL	38,431
Escambia County, FL	37,670
Charleston County, SC	37,267
Davidson County, TN	36,955

Note: Includes counties ≥ 250K population
* New York City counties aggregated into one reporting area

Confirmed Cases
(Deaths)
per 1M

0 30,000 +
Scale different
from other pages



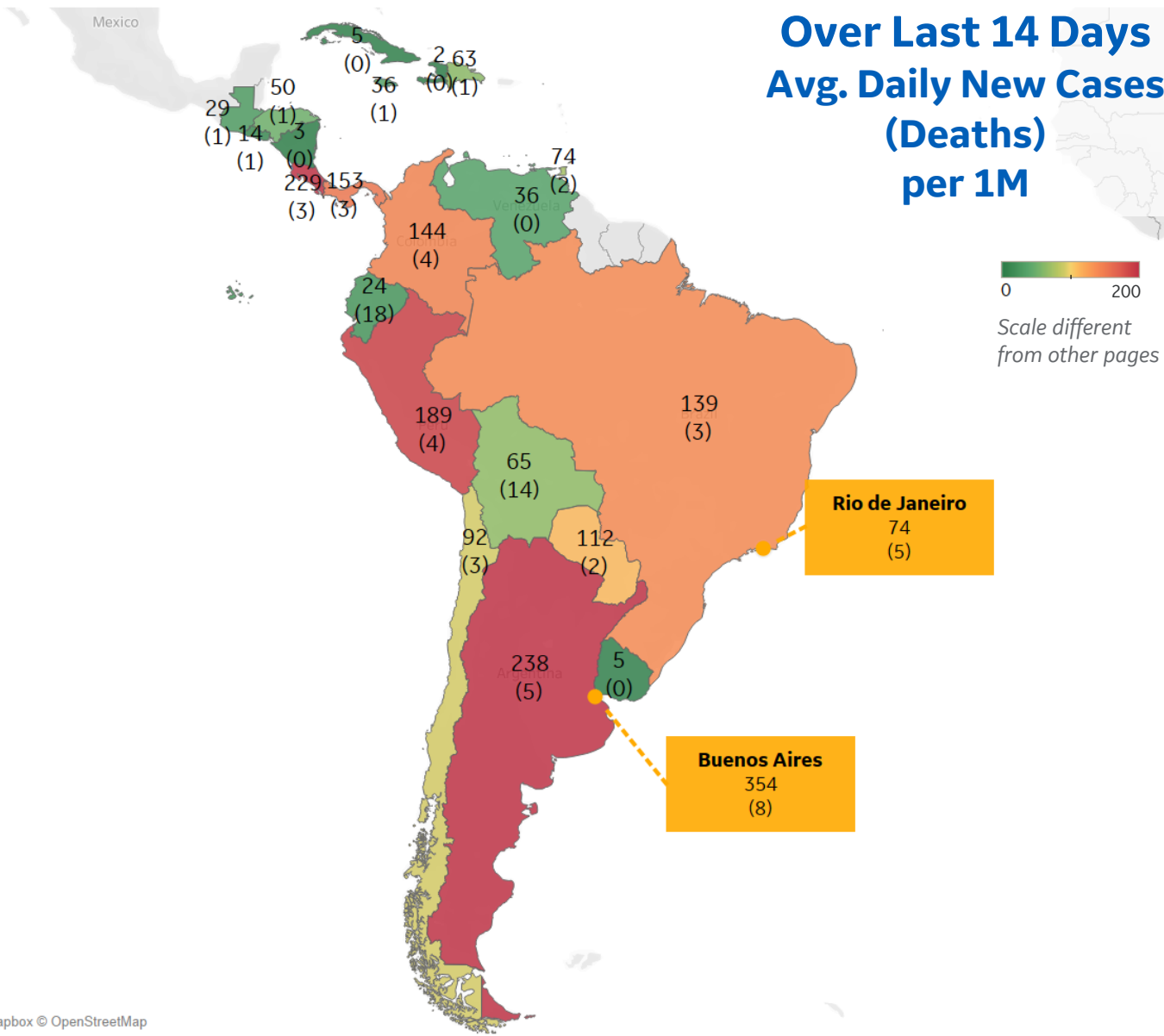
Per 1M in Region

	Today	Change
Active Cases	2,022	+0%
Confirmed	139 new	+1%
Deaths	3 new	+1%
Recovered	126 new	+1%

Most Daily New Cases / 1M

Argentina	238
Costa Rica	229
Peru	189
Panama	153
Colombia	144
Brazil	139
Paraguay	112
Chile	92
Trinidad and Toba..	74
Bolivia	65

* Excludes regions with population < 1M





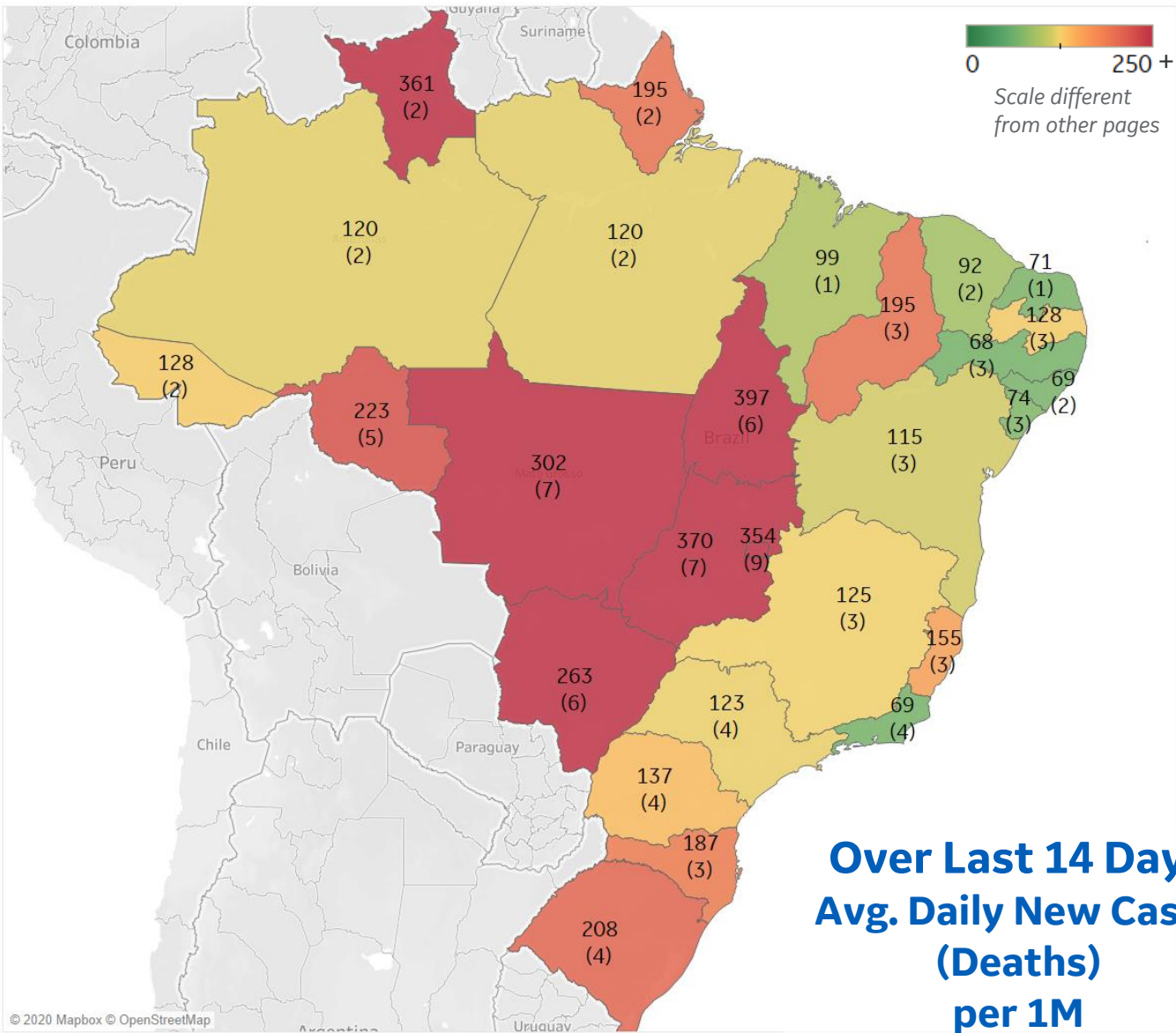
Per 1M in Region

	Today	Change
Active Cases	2,101	+2%
Confirmed	171 new	+1%
Deaths	4 new	+1%
Recovered	134 new	+1%

Most Daily New Cases / 1M

Tocantins	397
Goiás	370
Distrito Federal	354
MatoGrosso	302
MatoGrosso d..	263
Rondônia	223
Rio Grande do ..	208
Piauí	195
Santa Catarina	187
Espírito Santo	155

* Excludes regions with population < 1M





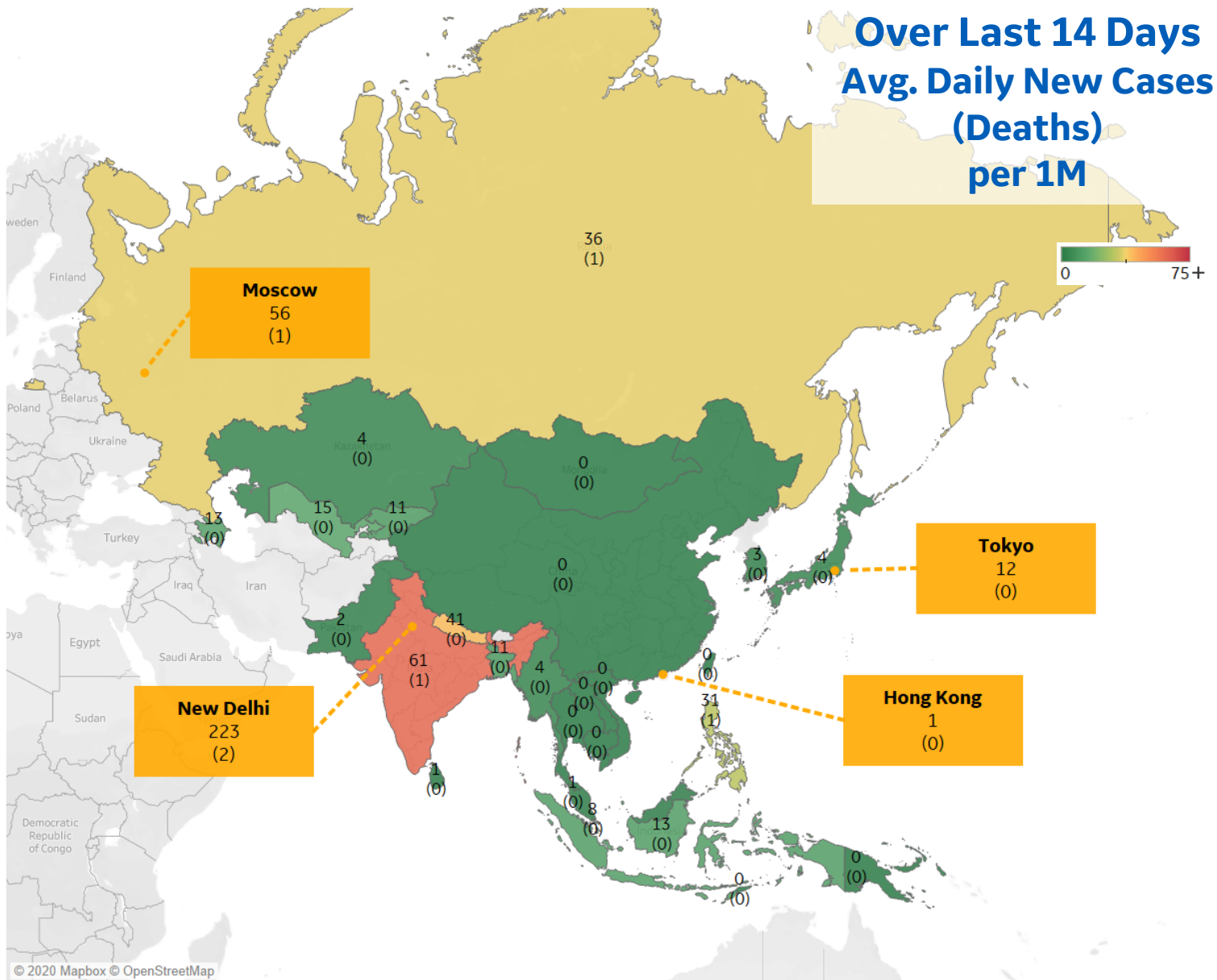
Per 1M in Region

	Today	Change
Active Cases	331	+1.2%
Confirmed	27 new	+1.5%
Deaths	0.4 new	+1%
Recovered	22 new	+1.5%

Most Daily New Cases / 1M

India	61
Nepal	41
Russia	36
Philippines	31
Uzbekistan	15
Azerbaijan	13
Indonesia	13
Kyrgyzstan	11
Bangladesh	11
Singapore	8

* Excludes regions with population < 1M





Per 1M in Region

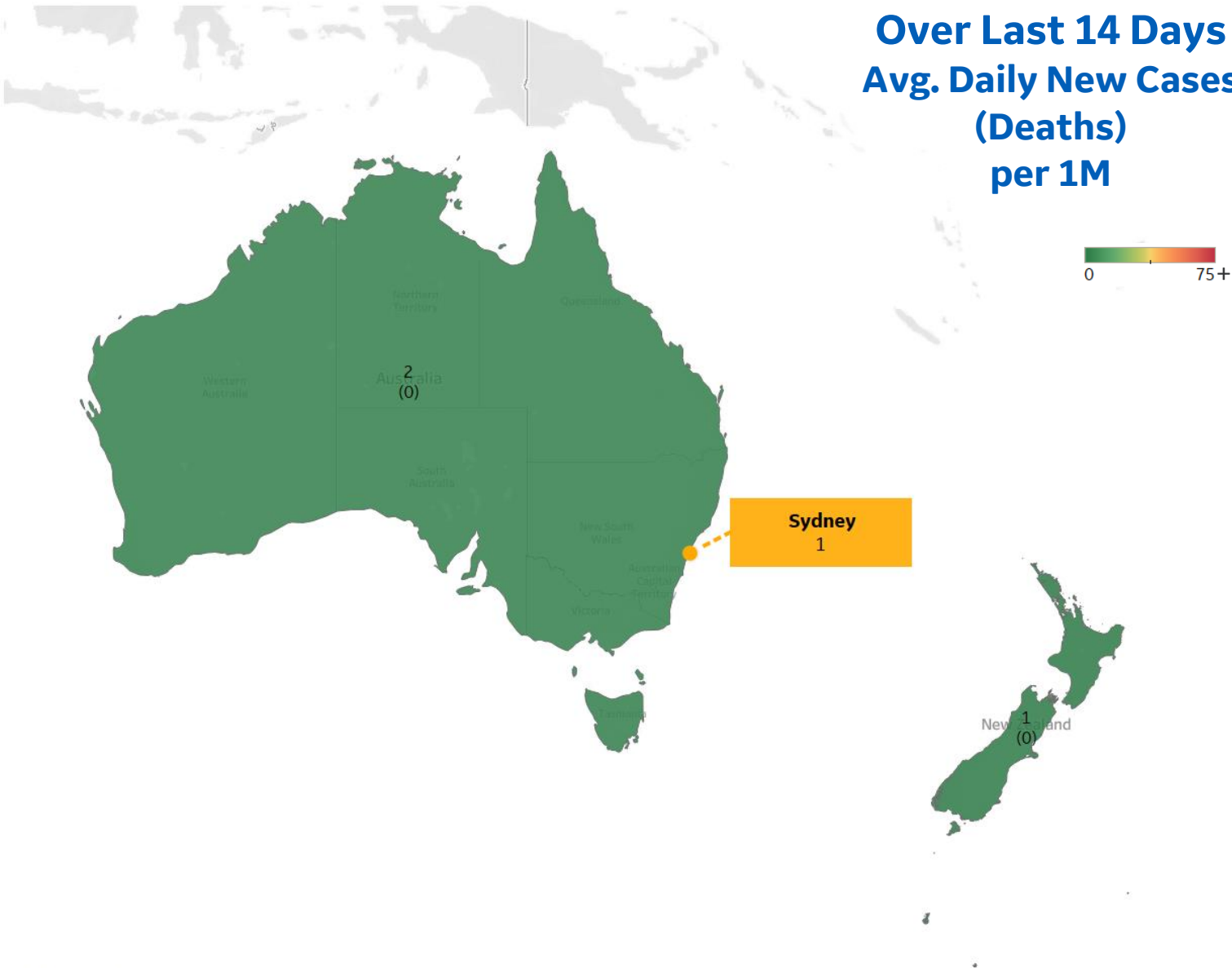
	Today	Change
Active Cases	72	-1%
Confirmed	2 new	+0.2%
Deaths	0.2 new	+1%
Recovered	3 new	+0.4%

Most Daily New Cases / 1M

Australia	2
New Zealand	1

* Excludes regions with population < 1M

Over Last 14 Days Avg. Daily New Cases (Deaths) per 1M





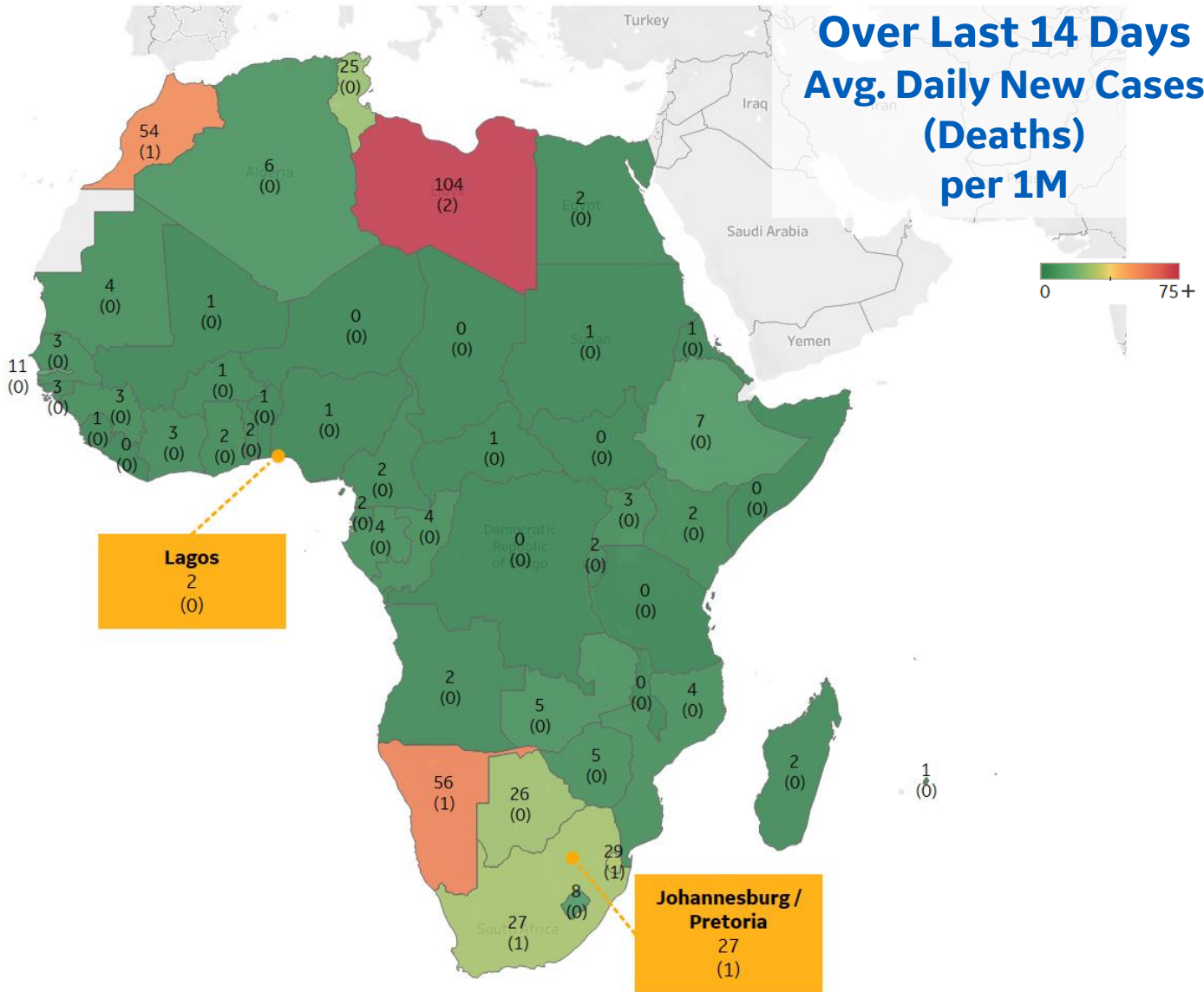
Per 1M in Region

	Today	Change
Active Cases	161	+1%
Confirmed	6 new	+0.6%
Deaths	0.1 new	+1%
Recovered	5 new	+1%

Most Daily New Cases / 1M

Libya	104
Namibia	56
Morocco	54
Eswatini	29
South Africa	27
Botswana	26
Tunisia	25
Gambia	11
Lesotho	8
Ethiopia	7

* Excludes regions with population < 1M





Sources



*** Per 1M = Per 1 Million Population unless otherwise noted*

Johns Hopkins Coronavirus Resource Center:

<https://coronavirus.jhu.edu/map.html>

Worldometer Coronavirus Reporting:

<https://www.worldometers.info/coronavirus/>

Public Health England:

<https://www.gov.uk/government/publications/covid-19-track-coronavirus-cases>

US Department of Homeland Security, Homeland Infrastructure Foundation-Level Data:

<https://hifld-geoplatform.opendata.arcgis.com/datasets/hospitals>

City of New York, NYC Health:

<https://www1.nyc.gov/site/doh/covid/covid-19-data.page>

Chicago Coronavirus Latest Data:

<https://www.chicago.gov/city/en/sites/covid-19/home/latest-data.html>

National Health Commission of the PRC:

<http://www.nhc.gov.cn/xcs/yqtb/202003/bf66696029ba420098164607240074f8.shtml>

Korean Centers for Disease Control and Prevention:

http://www.cdc.go.kr/cdc_eng/

CDC, Severe Outcomes Among Patients with Coronavirus Disease 2019 (COVID-19):

<https://www.cdc.gov/mmwr/volumes/69/wr/mm6912e2.htm>

Italian Department of Civil Protection, COVID Monitoring:

<http://opendatadpc.maps.arcgis.com/apps/opsdashboard/index.html#/b0c68bce2cce478eaac82fe38d4138b1>

The COVID Tracking Project:

<https://covidtracking.com/data/>

UK Office for National Statistics

<https://www.ons.gov.uk/peoplepopulationandcommunity/birthsdeathsandmarriages/deaths/bulletins/deathsregisteredweeklyinenglandandwalesprovisional/weekending24april2020>

COVID-19 Information for Switzerland:

<https://www.corona-data.ch/>

Provincial Health Services Authority of Canada. BC Center for Disease Control:

<http://www.bccdc.ca/about/news-stories/stories/2020/information-on-novel-coronavirus>

Secretary of Health, Mexico:

<https://www.gob.mx/salud/en>

OECD Economic Outlooks, Statistics:

https://www.oecd-ilibrary.org/economics/data/oecd-economic-outlook-statistics-and-projections_eo-data-en

Public Health Authority of Sweden:

<https://www.folkhalsomyndigheten.se/smittskydd-beredskap/utbrott/aktuella-utbrott/covid-19/bekraftade-fall-i-sverige>

National Public Health Agency of France:

<https://www.santepubliquefrance.fr/regions/ile-de-france/documents/bulletin-regional/2020/covid-19-point-epidemiologique-en-ile-de-france-du-23-avril-2020>

Florida Department of Health, COVID-19 Response:

<https://floridahealthcovid19.gov>

CDC:

<https://www.cdc.gov/covid-data-tracker/index.html#demographics>

CDC Provisional COVID19 Deaths Counts

<https://data.cdc.gov/NCHS/Provisional-COVID-19-Death-Counts-by-Sex-Age-and-S/9bhg-hcku>

Johns Hopkins Coronavirus Resource Center:

<https://coronavirus.jhu.edu/map.html>

WHO Europe, Surveillance Report:

<http://www.euro.who.int/en/health-topics/health-emergencies/coronavirus-covid-19/weekly-surveillance-report>

WHO Europe, Principles for Transition:

<http://www.euro.who.int/en/media-centre/sections/statements/2020/statement-transition-to-a-new-normal-during-the-covid-19-pandemic-must-be-guided-by-public-health-principles>