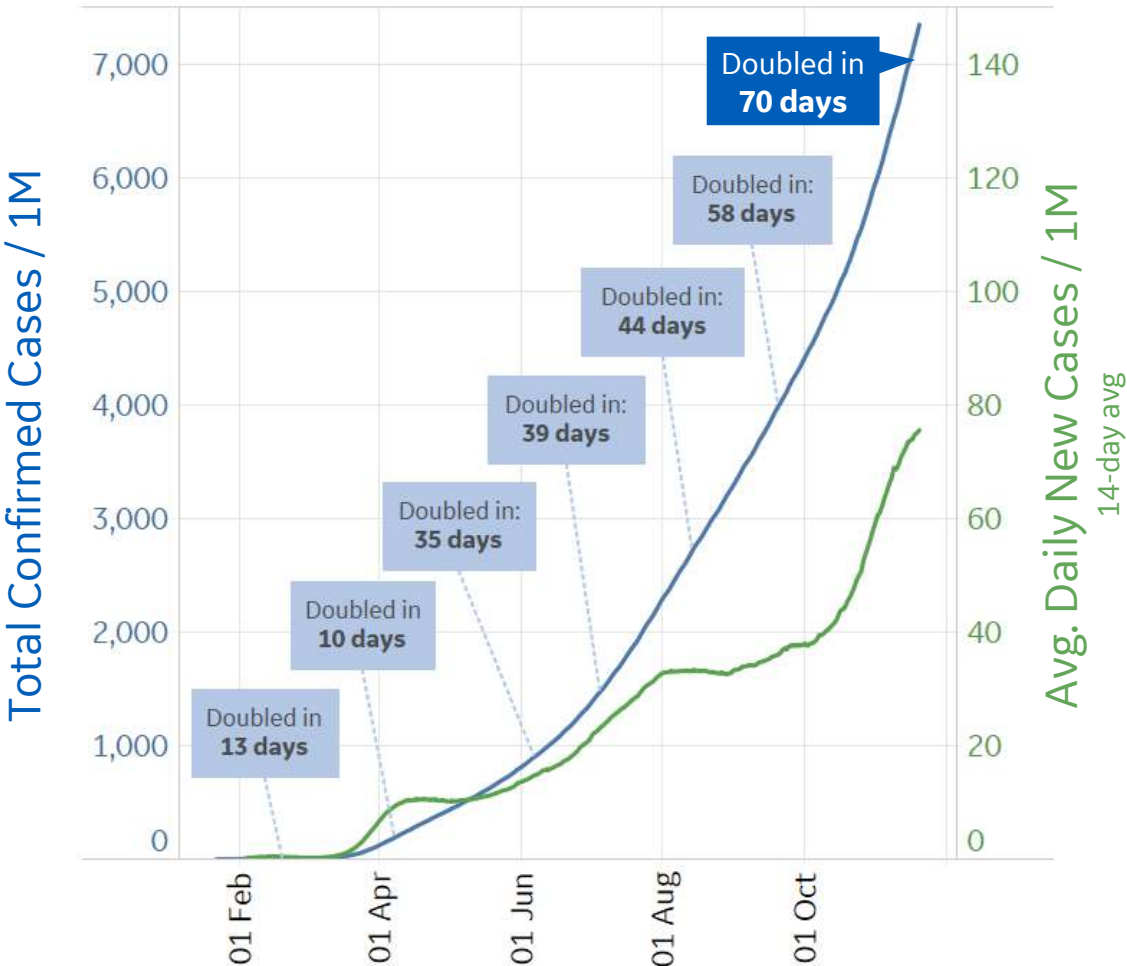




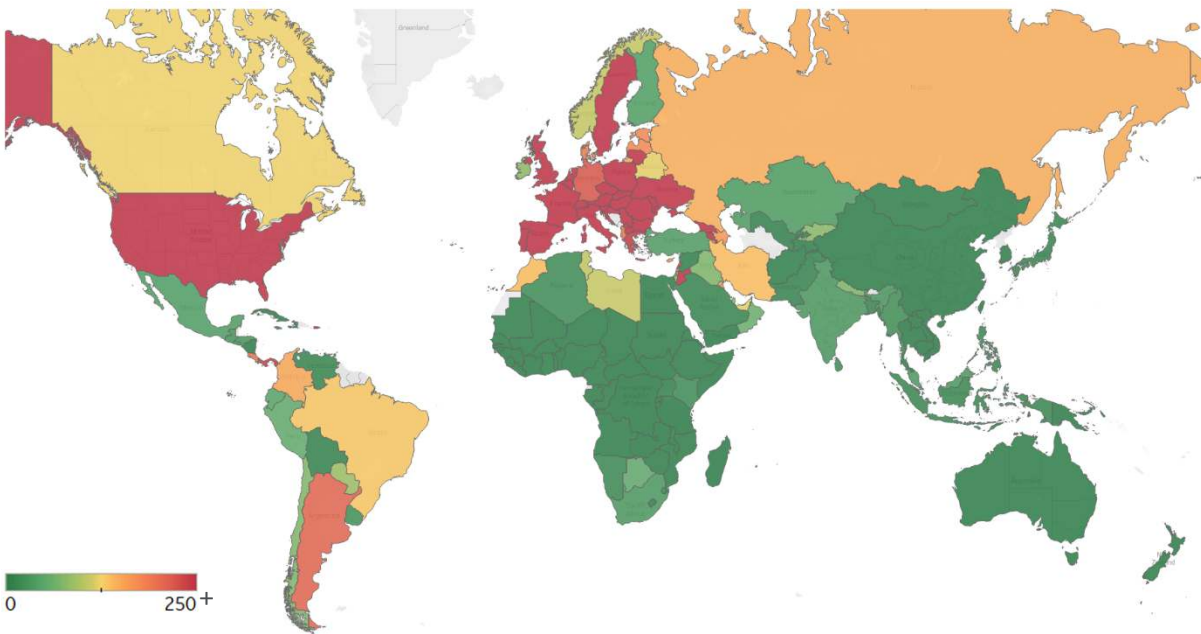
Global Confirmed & Active Cases

Trend since 22 Jan



Avg. Daily New Cases / 1M

Over the last 14 days



Per 1M:	New Today	Change from 30 days ago
Active	34	+62%
Confirmed	84	+40%
Deaths	1	+21%
Recovered	48	+31%
	To Date	Last 30 Days
Worldwide Survival Rate	97.6%	98.5%

Worldwide Survival Rate = (Confirmed - Deaths) / (Confirmed) in a given time period



New Confirmed Cases & New Deaths

Key

World

North America

Europe

Middle East

Cent & South America

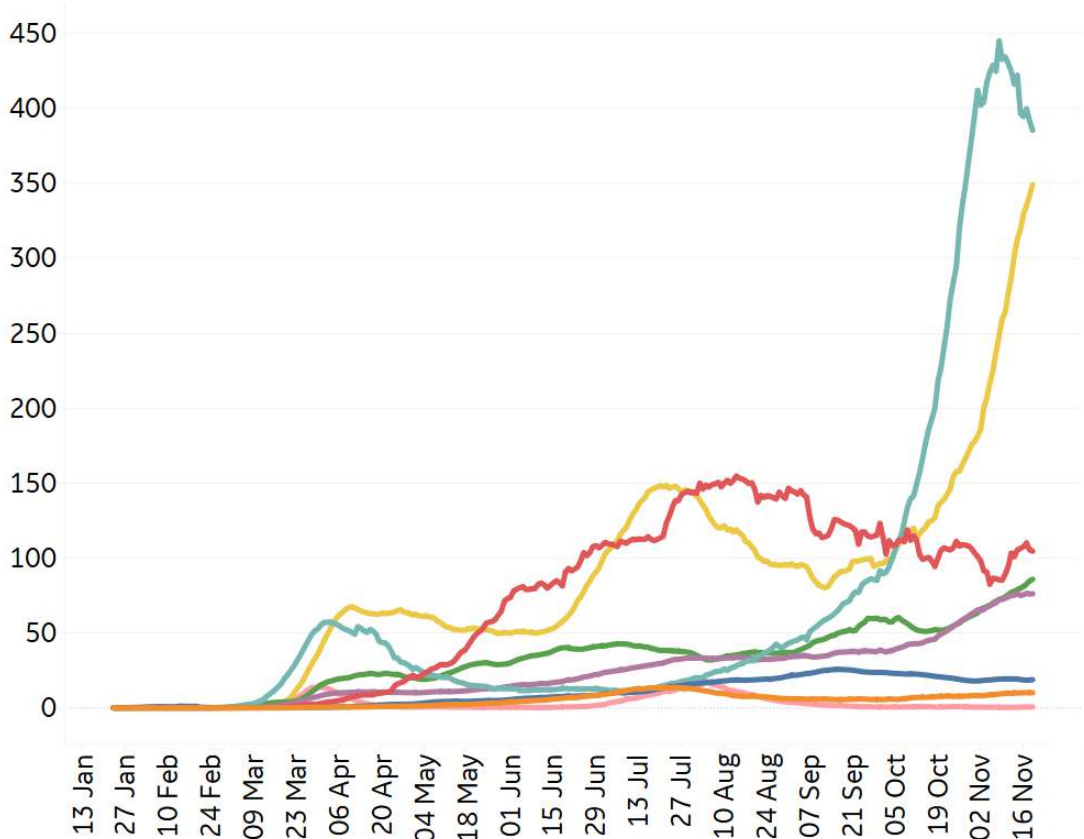
Asia

Africa

Oceania

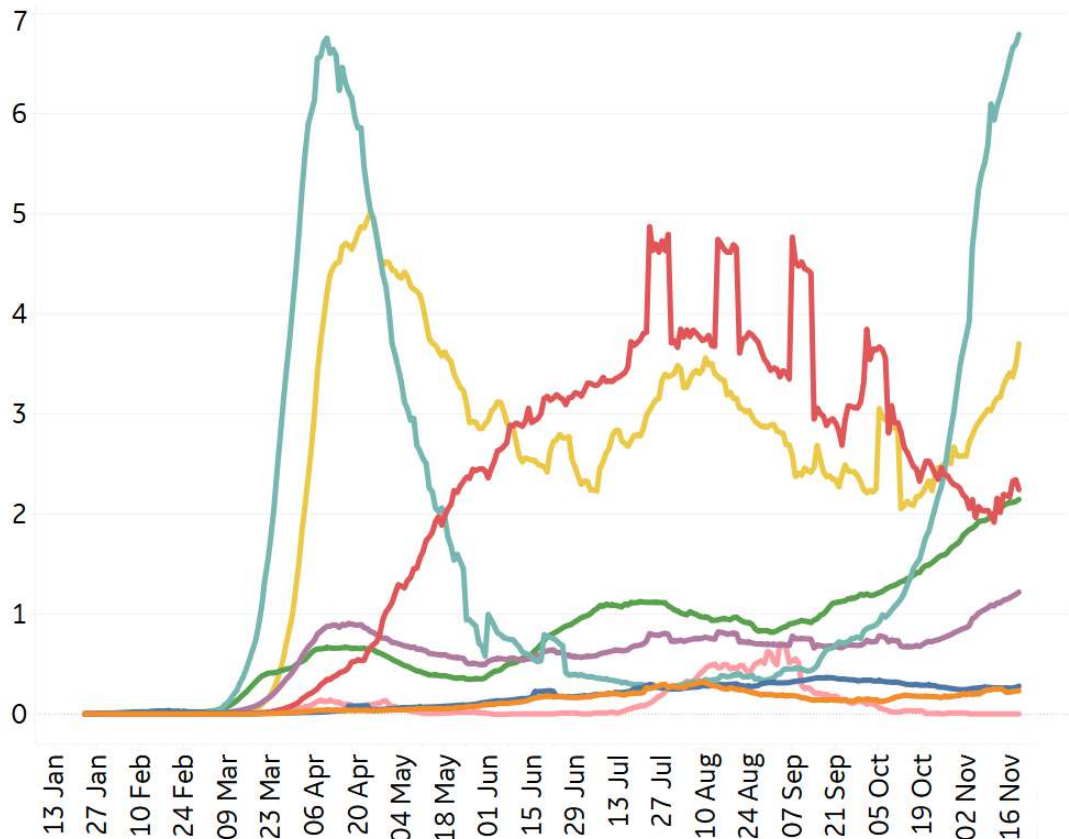
New Confirmed Cases / 1M

7-day rolling average



New Deaths / 1M

7-day rolling average





Top 50 Countries: Per 1M



1 - 25

	Average over last 7 days		Total Since 22 Jan			Change from 14d Ago in 14 day avg of daily new	
	New Confirmed	New Deaths	Total Confirmed	Total Recovered	Total Deaths	Confirmed	Deaths
Belgium	368	16	47,479	N/A**	1,311	-66%	39%
Peru	52	1	28,507	26,433	1,071	-28%	-21%
Spain	319	6	32,971	3,216	905	-16%	-4%
Argentina	205	6	29,858	25,832	808	-19%	-22%
UK	343	6	21,462	N/A**	794	6%	50%
Italy	572	10	21,642	8,253	792	35%	138%
Brazil	135	3	28,142	25,433	791	47%	34%
Chile	72	2	28,040	26,777	782	0%	-10%
US	499	4	35,393	13,325	763	69%	35%
France	414	9	32,741	2,346	723	-20%	67%
Colombia	145	4	24,085	22,255	683	-16%	-1%
North Macedo..	506	13	24,582	14,498	683	36%	61%
Panama	256	3	35,017	30,434	677	55%	15%
Bos. and Herz.	369	18	23,396	12,506	656	-5%	114%
Czechia	468	15	44,986	35,426	642	-47%	2%
Armenia	448	10	41,164	29,828	631	-22%	14%
Sweden	420	3	19,908	N/A**	628	81%	369%
Moldova	281	4	23,292	18,724	518	44%	0%
EU	402	7	22,730	6,919	517	-1%	64%
Netherlands	311	4	27,700	383	516	-40%	18%
Romania	443	8	20,473	14,014	499	45%	49%
Kosovo	397	7	17,353	10,309	474	105%	144%
Slovenia	698	19	29,358	19,314	464	-15%	90%
Switzerland	582	11	33,006	20,879	448	-21%	115%
Ireland	82	1	14,070	4,732	407	-43%	24%

26 - 50

	Average over last 7 days		Total Since 22 Jan			Change from 14d Ago in 14 day avg of daily new	
	New Confirmed	New Deaths	Total Confirmed	Total Recovered	Total Deaths	Confirmed	Deaths
Bulgaria	487	14	16,469	4,796	381	38%	149%
Portugal	630	7	23,832	15,488	363	58%	94%
Hungary	513	10	16,714	3,762	359	56%	57%
South Africa	36	1	12,809	11,846	349	24%	19%
Poland	586	11	21,053	9,562	319	31%	86%
Israel	81	1	37,785	36,500	317	-4%	-68%
Costa Rica	204	2	25,172	15,479	314	1%	-20%
Iraq	62	1	13,157	11,374	294	-16%	-7%
Croatia	625	10	22,868	18,236	292	17%	87%
Oman	54	1	23,765	22,012	267	-21%	-43%
Ukraine	276	4	13,723	6,361	245	41%	32%
Russia	152	3	13,698	10,381	237	22%	24%
Austria	746	8	25,391	16,604	235	59%	159%
Georgia	838	9	23,336	18,519	214	66%	103%
Jordan	522	7	16,602	9,828	201	49%	67%
Kuwait	130	1	32,507	30,541	201	-10%	-13%
Bahrain	94	0	50,140	48,922	198	-29%	-55%
West Bank an..	204	2	14,729	12,578	131	41%	23%
Lebanon	235	2	16,401	9,289	127	3%	41%
Lithuania	560	5	14,874	3,676	125	105%	154%
Belarus	135	1	12,635	10,539	114	25%	43%
Slovakia	257	3	16,774	7,087	106	-32%	71%
Qatar	75	0	47,430	46,404	82	-4%	-25%
UAE	123	0	15,697	14,809	55	-7%	6%
Total World	76	1	7,345	4,714	176	17%	31%

*Change from 14d ago:
Compares 14d-avgs. of Daily New Cases/Deaths
today with 14d-avgs. from 14d ago

Confirmed cases in **Poland** increased 29% over the last week (+4,703 cases per 1M)

Sorted by Total Deaths / 1M
Top 50 countries selected by Cases / 1M
Excluded countries with population < 1M

N/A** due to inconsistent reporting of Recovered Cases



Top 50 Countries: Raw Volume

Updated 20 Nov 2020, 3:30 GMT

4

1 - 25	Average over last 7 days		Total Since 22 Jan			Change from 14d Ago in 14 day avg of daily new	
	New Confirmed	New Deaths	Total Confirmed	Total Recovered	Total Deaths	Confirmed	Deaths
US	165,029	1,335	11,715,316	4,410,709	252,535	69%	35%
EU	178,826	3,239	10,120,518	3,080,819	230,116	-1%	64%
Brazil	28,598	540	5,981,767	5,406,066	168,061	47%	34%
India	39,367	499	9,004,365	8,428,409	132,162	-9%	-7%
Mexico	3,958	435	1,019,543	766,361	100,104	-6%	0%
UK	23,318	407	1,456,940	N/A**	53,870	6%	50%
Italy	34,590	612	1,308,528	498,987	47,870	35%	138%
France	26,995	597	2,137,096	153,145	47,201	-20%	67%
Iran	12,647	471	815,117	583,704	43,417	54%	21%
Spain	14,908	261	1,541,574	150,376	42,291	-16%	-4%
Argentina	9,274	250	1,349,434	1,167,514	36,532	-19%	-22%
Peru	1,704	41	939,931	871,534	35,317	-28%	-21%
Colombia	7,354	181	1,225,490	1,132,393	34,761	-16%	-1%
Russia	22,184	396	1,998,966	1,514,945	34,525	22%	24%
South Africa	2,132	85	759,658	702,544	20,671	24%	19%
Indonesia	4,461	95	483,518	406,612	15,600	20%	-10%
Belgium	4,267	186	550,264	N/A**	15,196	-66%	39%
Chile	1,368	37	536,012	511,874	14,955	0%	-10%
Germany	18,385	207	891,525	570,961	13,662	15%	122%
Ecuador	819	18	183,246	160,639	13,073	-25%	49%
Poland	22,186	430	796,798	361,886	12,088	31%	86%
Turkey	3,611	101	430,170	364,573	11,943	39%	24%
Iraq	2,489	43	529,226	457,490	11,834	-16%	-7%
Canada	4,748	69	319,175	257,310	11,314	57%	71%
Ukraine	12,057	182	600,152	278,190	10,694	41%	32%

26 - 50	Average over last 7 days		Total Since 22 Jan			Change from 14d Ago in 14 day avg of daily new	
	New Confirmed	New Deaths	Total Confirmed	Total Recovered	Total Deaths	Confirmed	Deaths
Romania	8,516	155	393,851	269,590	9,596	45%	49%
Bolivia	124	9	143,756	118,691	8,889	-11%	-34%
Netherlands	5,324	67	474,641	6,566	8,846	-40%	18%
Philippines	1,516	40	413,430	374,939	7,998	-8%	-6%
Pakistan	2,338	67	368,665	327,542	7,561	102%	207%
Czechia	5,011	160	481,755	379,380	6,874	-47%	2%
Sweden	4,241	31	201,055	N/A**	6,340	81%	369%
Bangladesh	1,994	24	441,159	356,722	6,305	19%	4%
Saudi Arabia	338	18	354,527	341,956	5,729	-8%	0%
Morocco	4,962	74	311,554	257,992	5,090	30%	11%
Switzerland	5,037	95	285,655	180,700	3,879	-21%	115%
Portugal	6,428	74	243,009	157,924	3,701	58%	94%
Hungary	4,953	98	161,461	36,345	3,472	56%	57%
Panama	1,105	13	151,089	131,315	2,922	55%	15%
Israel	699	5	327,049	315,930	2,742	-4%	-68%
Dom. Rep.	650	4	136,183	111,527	2,301	24%	-15%
Austria	6,720	73	228,683	149,541	2,116	59%	159%
Jordan	5,330	72	169,395	100,280	2,053	49%	67%
Japan	1,743	9	125,859	106,074	1,920	113%	5%
Costa Rica	1,042	10	128,231	78,851	1,599	1%	-20%
Nepal	1,540	12	215,020	185,638	1,276	-22%	-7%
Kuwait	556	4	138,822	130,426	859	-10%	-13%
UAE	1,217	3	155,254	146,469	544	-7%	6%
Qatar	217	0	136,649	133,691	235	-4%	-25%
Total World	589,283	9,430	56,898,415	36,519,821	1,360,381	17%	31%

*Change from 14d ago:
Compares 14d-avgs. of Daily New Cases/Deaths today with 14d-avgs. from 14d ago

Since the beginning of the month, cases in **Russia** increased 24% (+392,699 cases)

Sorted by Raw Total Deaths
Top 50 countries selected by Total Cases
Excluded countries with population < 1M

N/A** due to inconsistent reporting of Recovered Cases



United States: Per 1M



1 - 25

	Average over last 7 days		Total Since 22 Jan			Change from 14d Ago* in 14 day avg of daily new	
	New Confirmed	New Deaths	Total Confirmed	Total Recovered	Total Deaths	Confirmed	Deaths
New Jersey	430	3	33,071	4,550	1,879	104%	104%
New York	247	2	29,783	4,241	1,759	111%	37%
Massachusetts	381	4	28,807	21,136	1,514	86%	27%
Connecticut	540	3	27,875	2,749	1,348	91%	71%
Louisiana	413	3	45,596	40,002	1,333	242%	4%
Mississippi	390	5	46,634	39,206	1,216	38%	23%
Rhode Island	834	5	44,320	3,093	1,216	82%	35%
North Dakota	1,769	19	90,035	75,697	1,051	27%	24%
DC	237	2	27,882	20,672	945	74%	113%
Illinois	956	9	49,037	N/A	919	86%	100%
Arizona	406	3	39,461	6,450	877	93%	30%
Michigan	742	8	31,145	13,904	873	93%	140%
Georgia	273	3	41,173	N/A	857	64%	32%
Florida	337	3	42,571	N/A	829	47%	22%
S. Carolina	296	3	39,070	20,393	816	38%	-12%
South Dakota	1,458	22	78,835	57,822	797	23%	65%
Indiana	945	7	40,923	23,679	764	94%	42%
Delaware	382	1	30,965	15,851	762	98%	-43%
Arkansas	561	7	46,343	39,945	761	54%	-2%
Pennsylvania	448	4	22,988	14,898	747	112%	85%
Maryland	350	3	28,902	1,396	723	107%	70%
Texas	363	4	38,109	30,908	709	38%	33%
Alabama	445	6	46,074	18,499	697	15%	115%
Iowa	1,275	8	63,888	35,745	674	92%	47%
Nevada	603	3	41,516	N/A	634	80%	47%

*Change from 14d ago:
Compares 14d-avgs. of Daily New Cases/Deaths today with 14d-avgs. from 14d ago

26 - 51

	Average over last 7 days		Total Since 22 Jan			Change from 14d Ago in 14 day avg of daily new	
	New Confirmed	New Deaths	Total Confirmed	Total Recovered	Total Deaths	Confirmed	Deaths
New Mexico	909	9	35,347	13,191	621	96%	71%
Tennessee	656	7	48,042	41,555	604	66%	24%
Missouri	778	4	42,875	N/A	574	81%	-11%
Minnesota	1,219	7	44,312	35,173	556	132%	107%
Montana	1,175	12	48,483	28,516	525	31%	19%
Wisconsin	1,191	10	61,506	44,647	517	48%	66%
Ohio	637	3	27,942	18,532	504	104%	43%
Colorado	873	6	31,743	1,805	474	101%	143%
N. Carolina	296	3	31,003	26,328	471	21%	-17%
California	264	1	27,262	N/A	469	90%	13%
Idaho	775	7	49,230	20,334	467	42%	39%
Virginia	214	2	24,695	2,678	456	38%	27%
Nebraska	1,235	7	56,493	28,452	441	87%	107%
Kansas	978	5	45,028	1,053	433	101%	28%
Oklahoma	709	4	41,532	33,427	401	98%	-9%
Kentucky	598	4	33,214	5,694	390	44%	35%
New Hampshire	296	1	11,984	8,653	372	147%	25%
West Virginia	518	5	20,868	14,024	348	98%	127%
Washington	264	2	18,045	N/A	342	107%	21%
Wyoming	1,404	12	45,216	25,752	304	103%	92%
Utah	996	3	51,777	34,313	236	69%	80%
Oregon	237	2	14,433	1,392	192	76%	31%
Hawaii	55	0	12,064	8,446	158	22%	-69%
Alaska	834	1	35,652	9,794	138	25%	6%
Maine	142	1	7,241	5,507	127	107%	425%
Vermont	151	0	5,305	3,457	98	219%	N/A

Compared to 14 days ago, average daily new deaths are **trending down in 7 states**
(South Carolina, Delaware, Arkansas, Missouri, North Carolina, Oklahoma, and Hawaii)

Sorted by Total Deaths / 1M

N/As due to states revising and updating case counts



United States: Raw Volume

Updated 20 Nov 2020, 3:30 GMT

6

1 - 25

	Average over last 7 days		Total Since 22 Jan			Change from 14d Ago* in 14 day avg of daily new	
	New Confirmed	New Deaths	Total Confirmed	Total Recovered	Total Deaths	Confirmed	Deaths
New York	4,803	34	579,382	82,507	34,215	111%	37%
Texas	10,521	115	1,105,009	896,191	20,565	38%	33%
California	10,437	58	1,077,174	N/A	18,542	90%	13%
Florida	7,245	63	914,333	N/A	17,810	47%	22%
New Jersey	3,823	28	293,744	40,415	16,689	104%	104%
Illinois	12,120	115	621,383	N/A	11,648	86%	100%
Massachusetts	2,623	28	198,550	145,682	10,435	86%	27%
Pennsylvania	5,734	55	294,294	190,725	9,569	112%	85%
Georgia	2,897	32	437,156	N/A	9,102	64%	32%
Michigan	7,408	76	311,041	138,862	8,717	93%	140%
Arizona	2,952	21	287,225	46,951	6,384	93%	30%
Louisiana	1,919	15	211,966	185,960	6,199	242%	4%
Ohio	7,451	33	326,615	216,619	5,890	104%	43%
Indiana	6,363	47	275,503	159,413	5,143	94%	42%
N. Carolina	3,101	33	325,158	276,132	4,936	21%	-17%
Connecticut	1,926	11	99,381	9,800	4,805	91%	71%
Maryland	2,119	16	174,733	8,441	4,372	107%	70%
S. Carolina	1,524	17	201,160	104,997	4,201	38%	-12%
Tennessee	4,480	49	328,088	283,785	4,128	66%	24%
Virginia	1,823	20	210,787	22,858	3,896	38%	27%
Mississippi	1,161	15	138,791	116,683	3,619	38%	23%
Missouri	4,776	24	263,143	N/A	3,520	81%	-11%
Alabama	2,182	29	225,910	90,702	3,419	15%	115%
Minnesota	6,873	41	249,906	198,365	3,138	132%	107%
Wisconsin	6,934	56	358,113	259,953	3,010	48%	66%

26 - 51

	Average over last 7 days		Total Since 22 Jan			Change from 14d Ago* in 14 day avg of daily new	
	New Confirmed	New Deaths	Total Confirmed	Total Recovered	Total Deaths	Confirmed	Deaths
Colorado	5,029	37	182,801	10,392	2,730	101%	143%
Washington	2,008	14	137,411	N/A	2,603	107%	21%
Arkansas	1,693	22	139,855	120,545	2,297	54%	-2%
Iowa	4,024	26	201,572	112,778	2,127	92%	47%
Nevada	1,857	10	127,876	N/A	1,953	80%	47%
Kentucky	2,673	17	148,390	25,437	1,742	44%	35%
Oklahoma	2,807	15	164,340	132,268	1,588	98%	-9%
New Mexico	1,906	18	74,116	27,659	1,302	96%	71%
Rhode Island	884	5	46,951	3,277	1,288	82%	35%
Kansas	2,849	15	131,181	3,067	1,261	101%	28%
Nebraska	2,390	14	109,280	55,037	854	87%	107%
Idaho	1,386	12	87,978	36,339	835	42%	39%
Oregon	999	9	60,873	5,870	808	76%	31%
North Dakota	1,348	15	68,612	57,686	801	27%	24%
Utah	3,194	10	165,996	110,007	756	69%	80%
Delaware	372	1	30,153	15,435	742	98%	-43%
South Dakota	1,289	20	69,742	51,153	705	23%	65%
DC	167	1	19,678	14,589	667	74%	113%
West Virginia	929	10	37,399	25,133	623	98%	127%
Montana	1,255	13	51,818	30,477	561	31%	19%
New Hampshire	403	2	16,295	11,765	506	147%	25%
Hawaii	78	0	17,081	11,958	223	22%	-69%
Wyoming	813	7	26,169	14,904	176	103%	92%
Maine	191	2	9,734	7,403	171	107%	425%
Alaska	610	1	26,081	7,165	101	25%	6%
Vermont	94	0	3,310	2,157	61	219%	N/A

*Change from 14d ago:
Compares 14d-avgs. of Daily New Cases/Deaths
today with 14d-avgs. from 14d ago

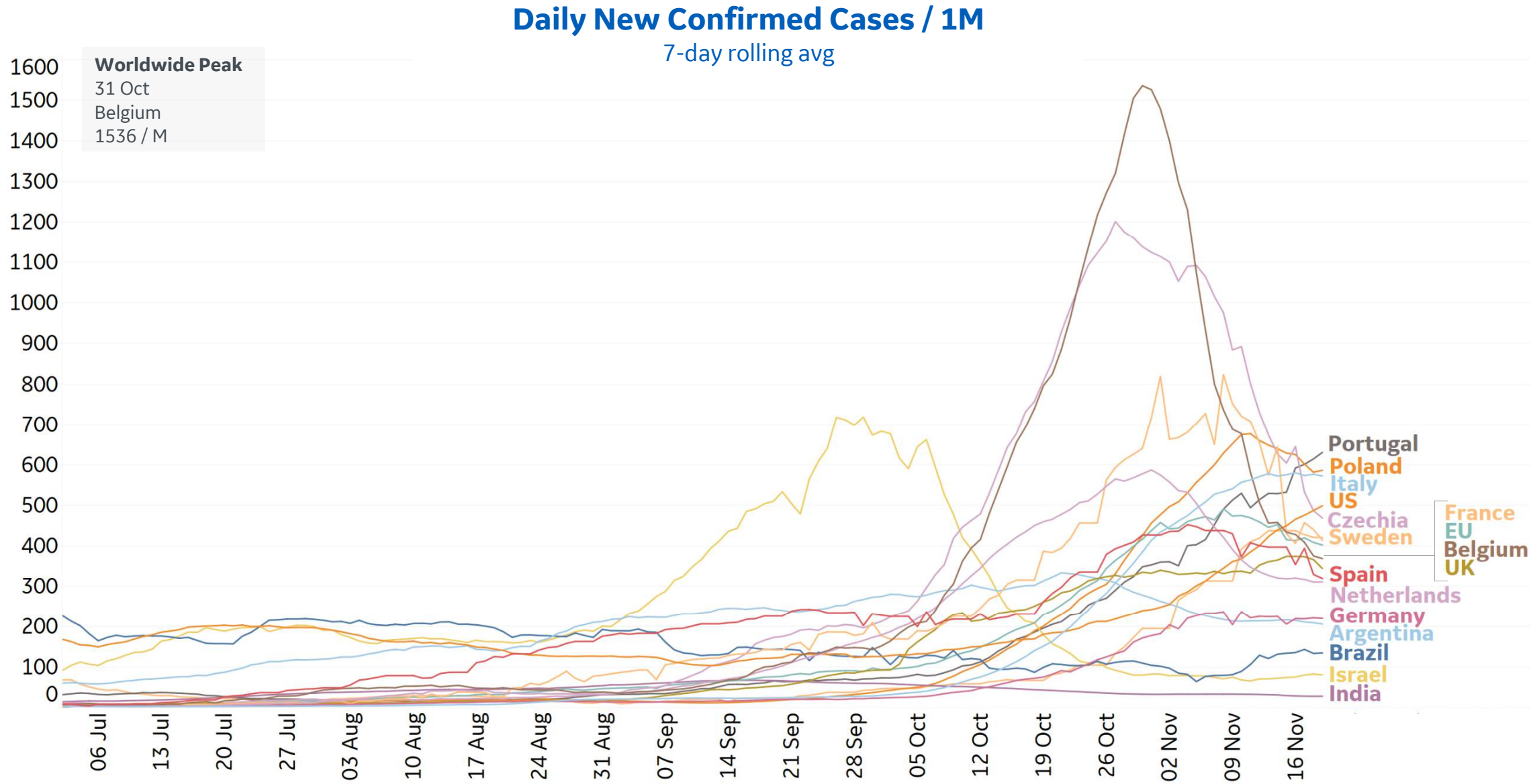
Since 1 Nov, **Missouri** saw a 41% increase in total cases (+77,151 cases)
and a 16% increase in reported deaths (+483 deaths)

Sorted by Raw Total Deaths

N/As due to states revising and updating case counts



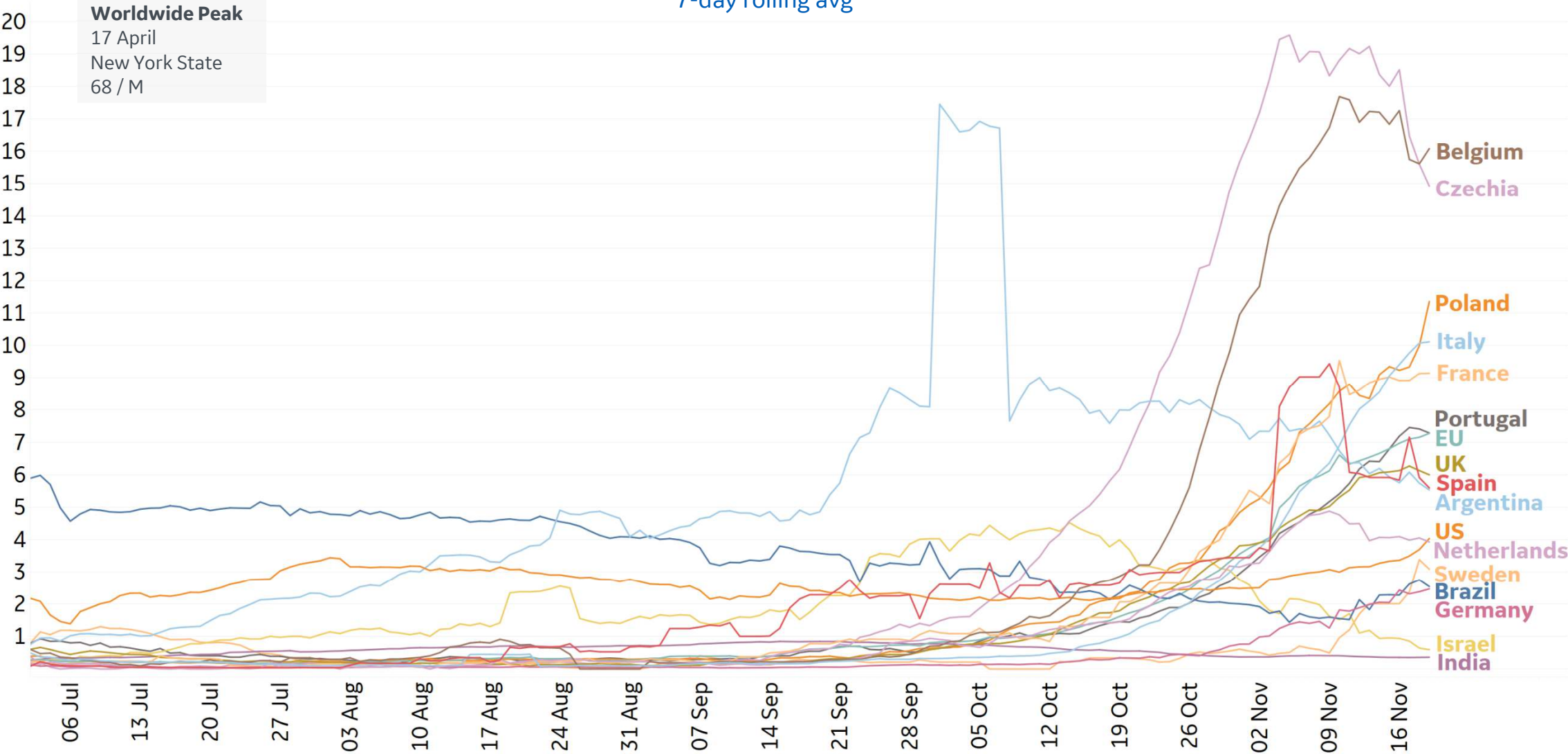
New Confirmed Cases in Select Countries





New Deaths in Select Countries

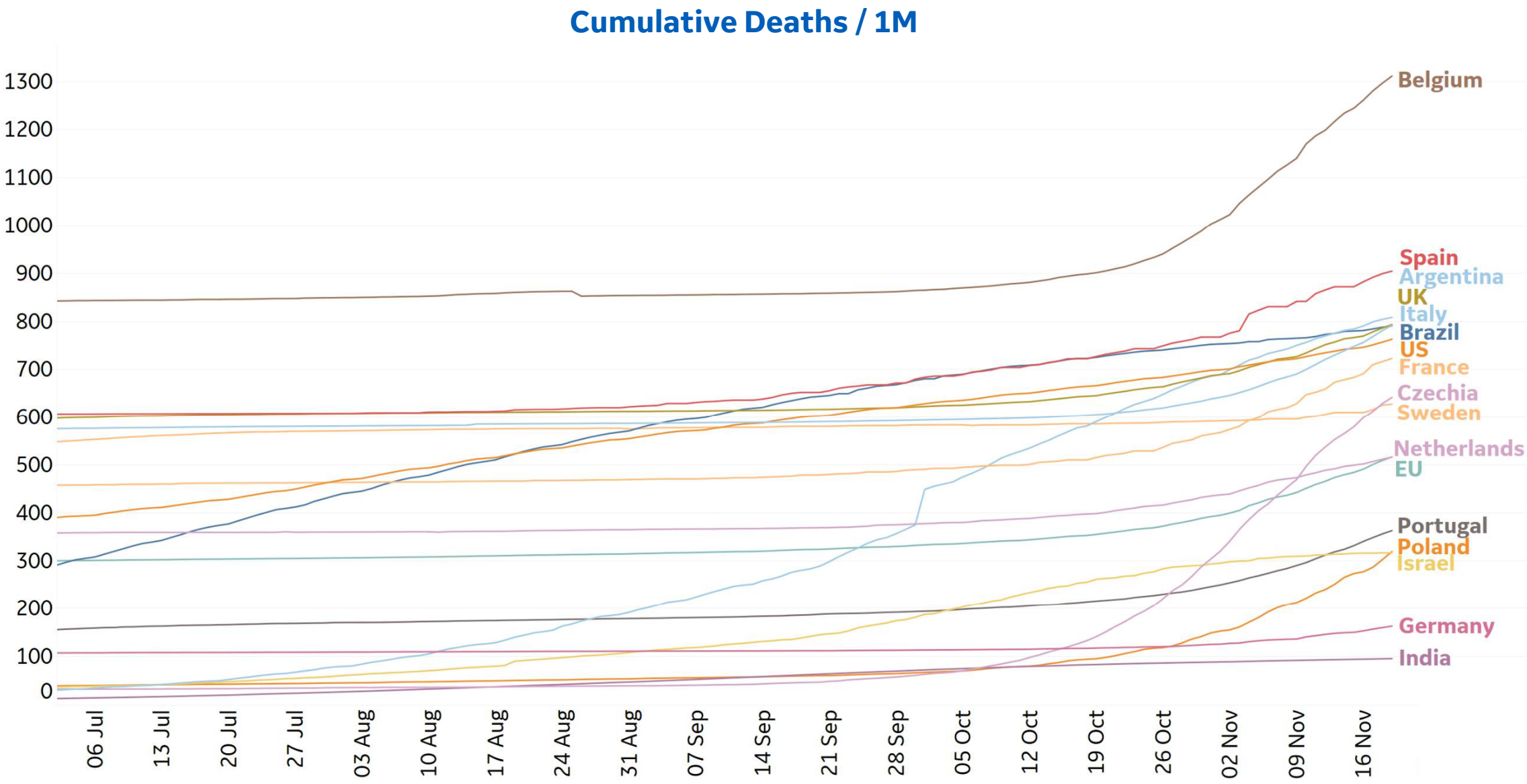
Daily New Deaths / 1M
7-day rolling avg

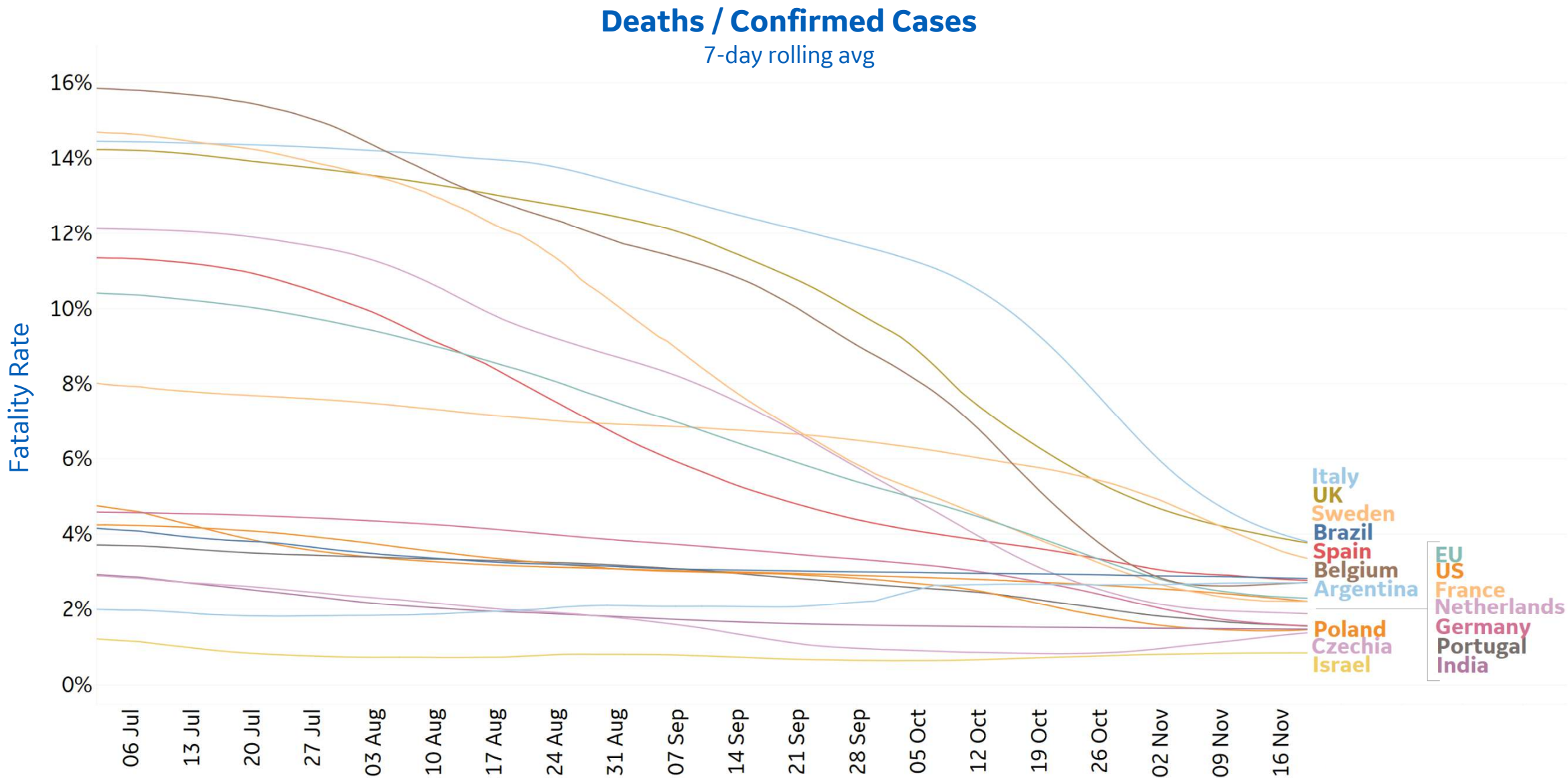


*Large jump in Argentina's daily new deaths due to batched reporting of previously unreported fatalities on 1 Oct



Cumulative Deaths in Select Countries



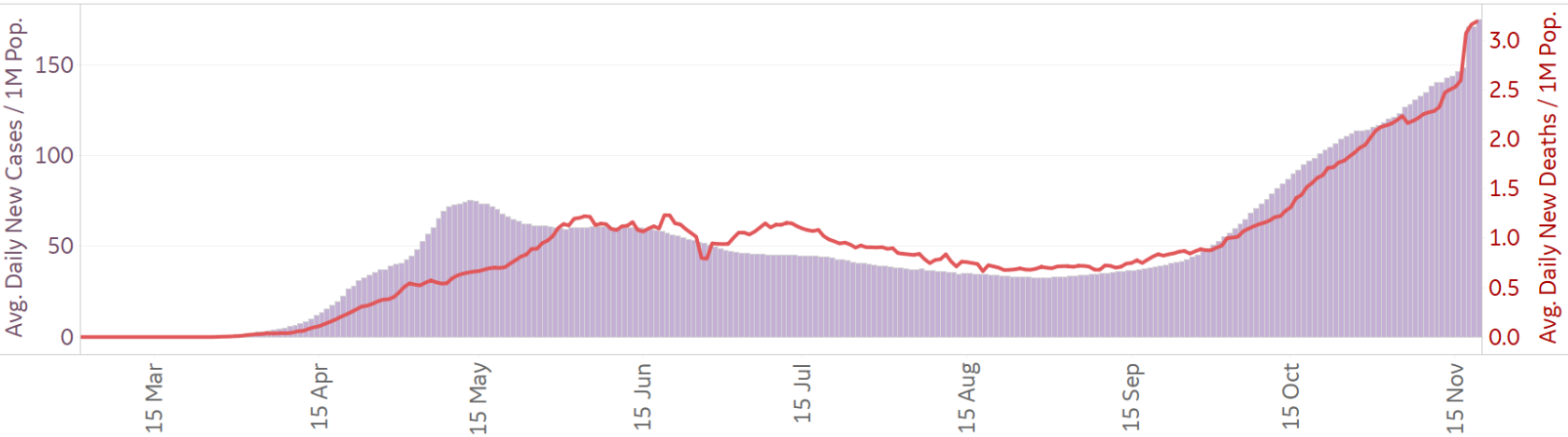




Feature: Russia

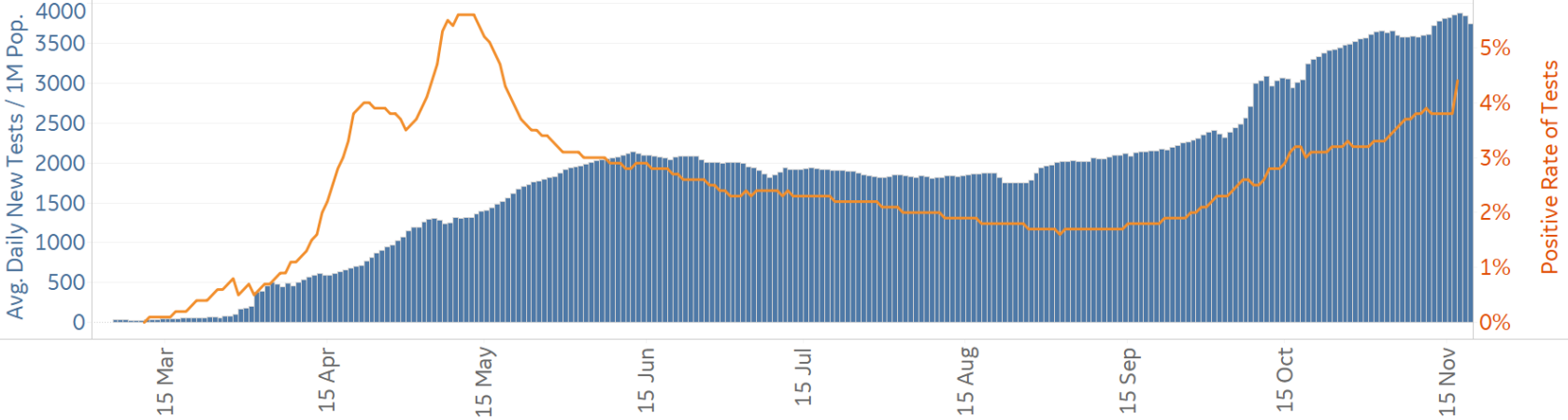
Daily New Confirmed Cases per 1M & Daily New Deaths per 1M

7-day rolling avg



Daily New Tests per 1M & Positivity

7-day rolling avg



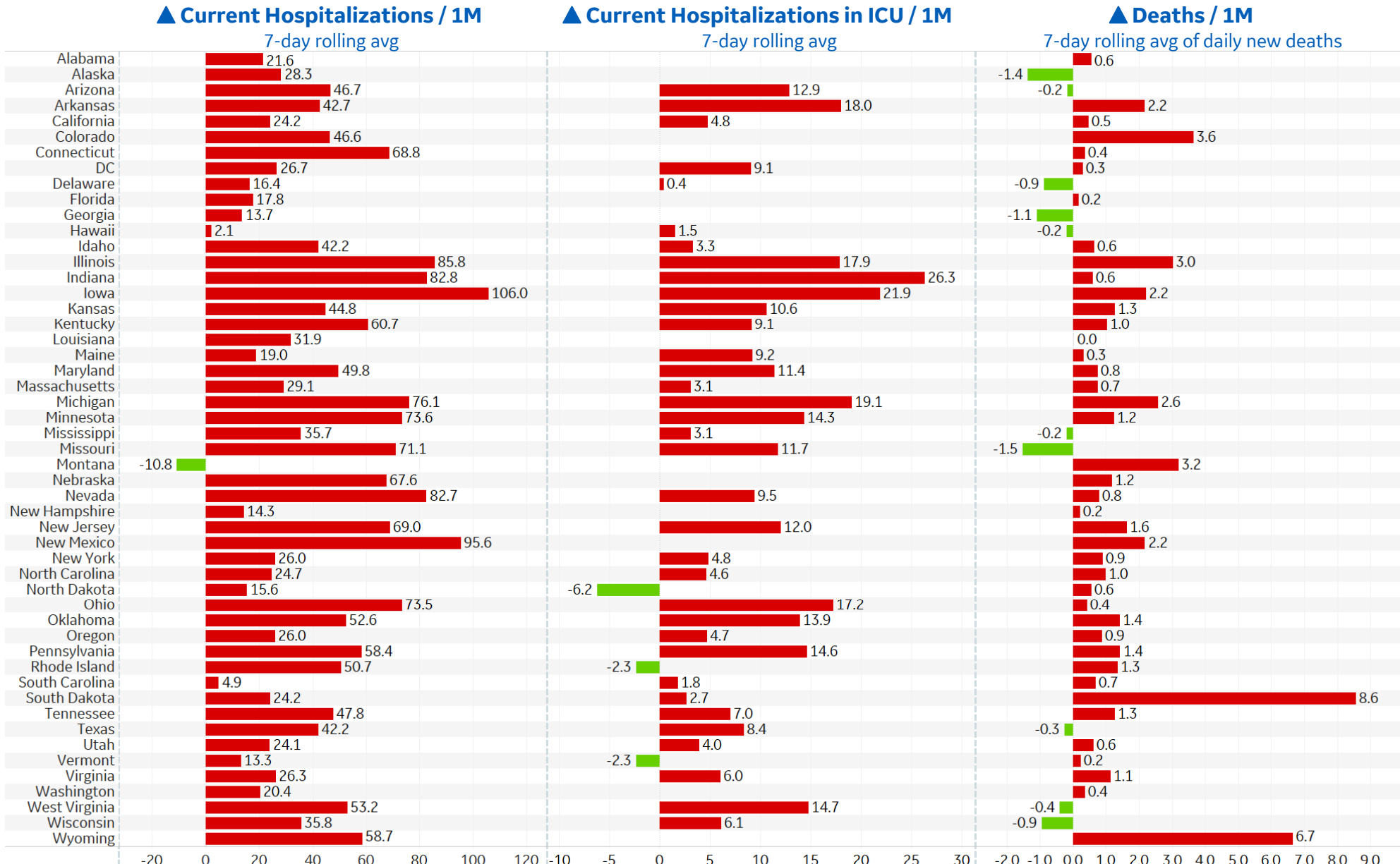
Avg. Daily Cases / 1M by Region

14-day rolling avg





Feature: US Changes from Previous Week



*Blank rows indicate insignificant or missing data

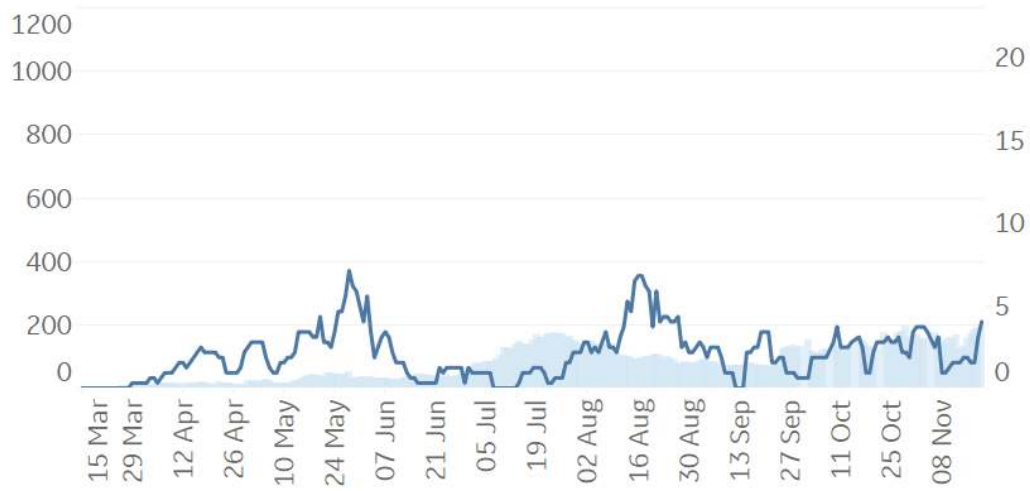


Feature: Trends in CC Ecosystem Cities

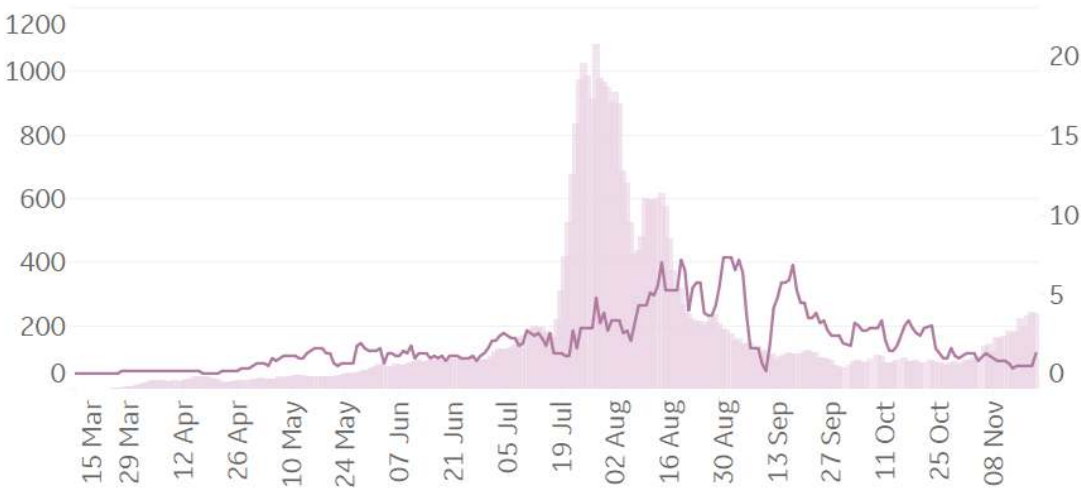
Daily New Confirmed Cases / 1M (Bars)

7-day Rolling Avg

Asheville, NC



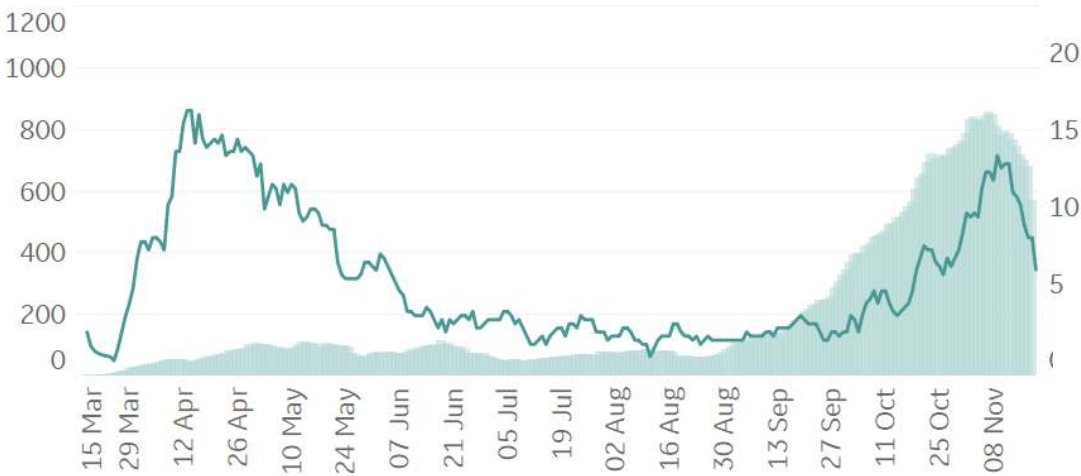
Bakersfield, CA



Baltimore, MD



Bradford, UK



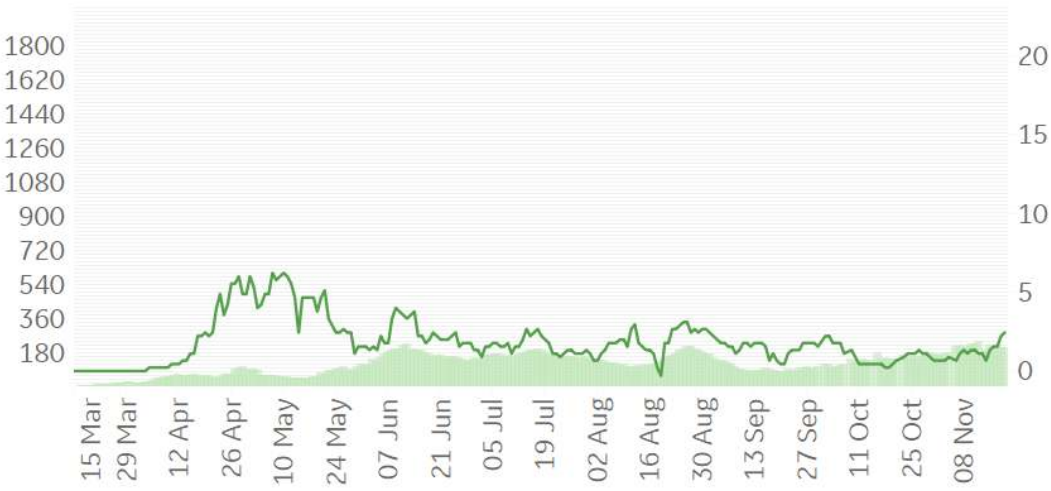
Daily New Deaths / 1M (Lines)
7-day Rolling Avg



Feature: Trends in CC Ecosystem Cities

Durham, NC

Daily New Confirmed Cases / 1M (Bars)



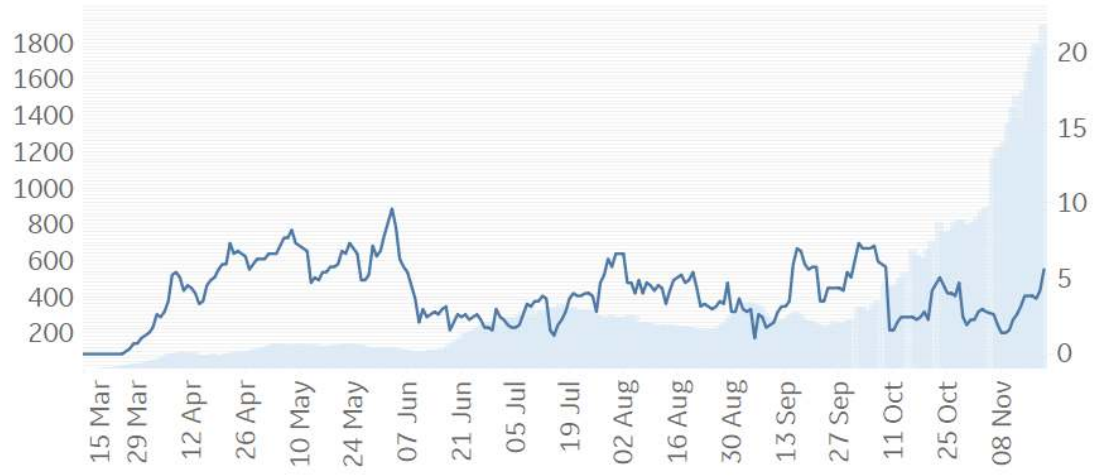
Hanford, CA



Los Angeles, CA



Cincinnati, OH



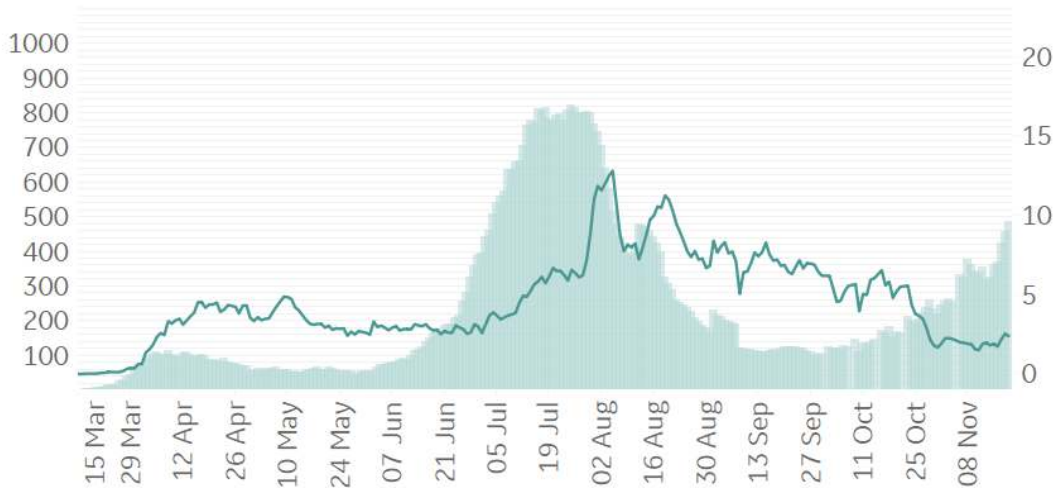
Daily New Deaths / 1M (Lines)

7-day Rolling Avg

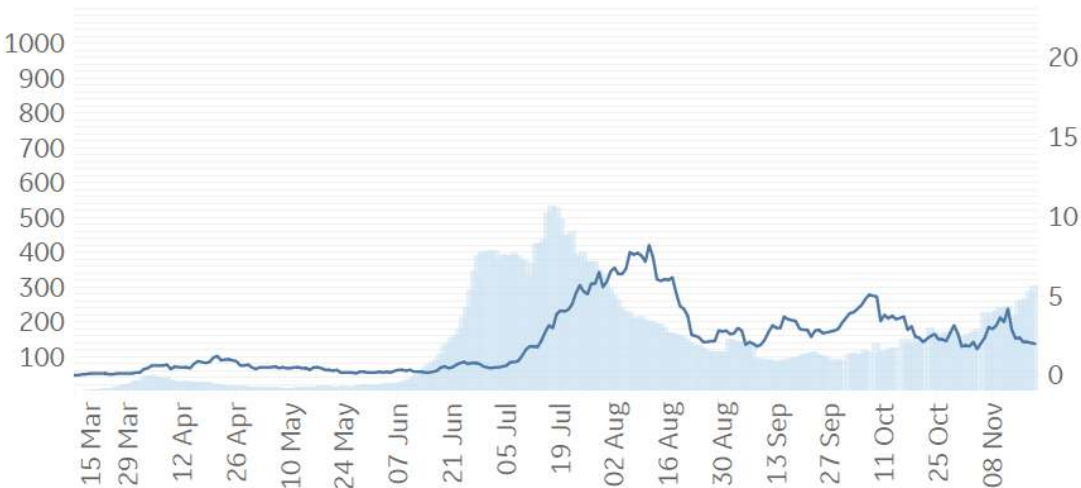


Feature: Trends in CC Ecosystem Cities

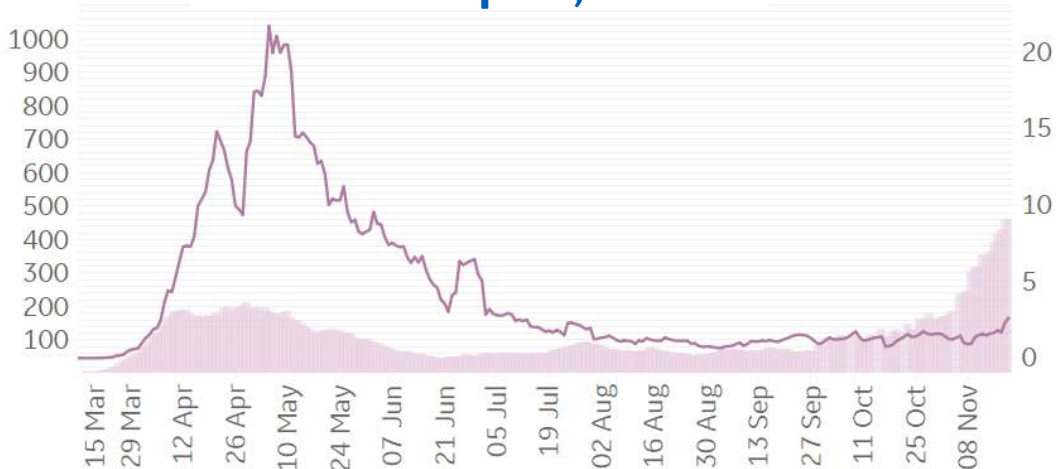
Miami, FL



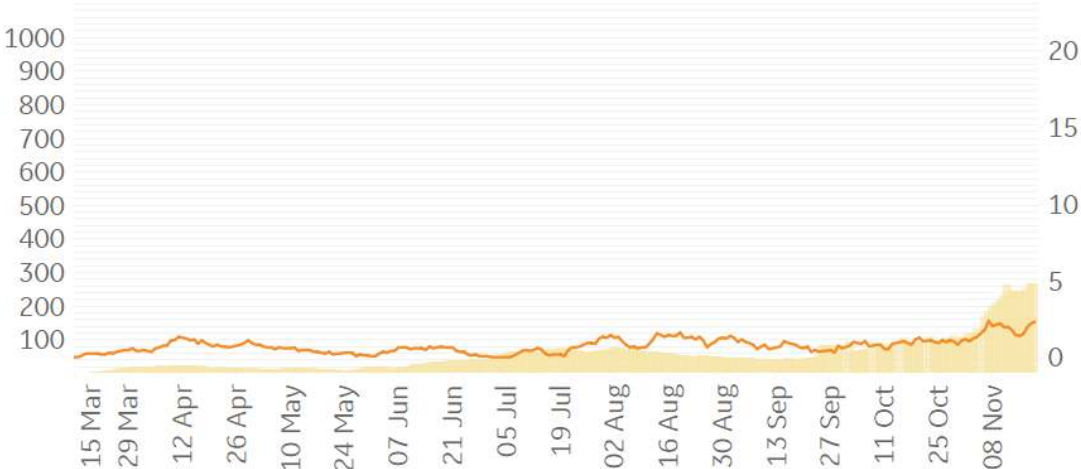
Orlando, FL



Philadelphia, PA



Portland, OR



Daily New Confirmed Cases / 1M (Bars)

7-day Rolling Avg

Daily New Deaths / 1M (Lines)

7-day Rolling Avg

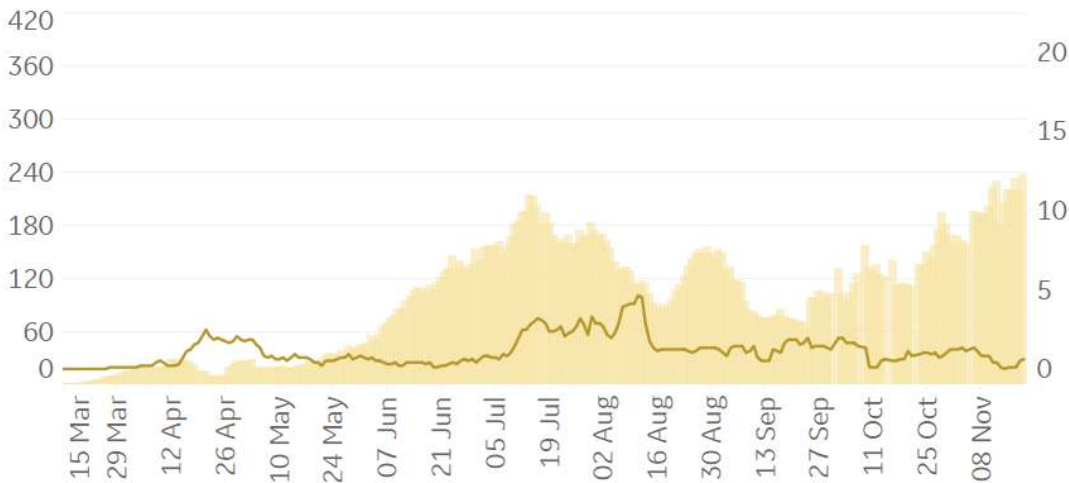


Feature: Trends in CC Ecosystem Cities

Daily New Confirmed Cases / 1M (Bars)

7-day Rolling Avg

Raleigh, NC



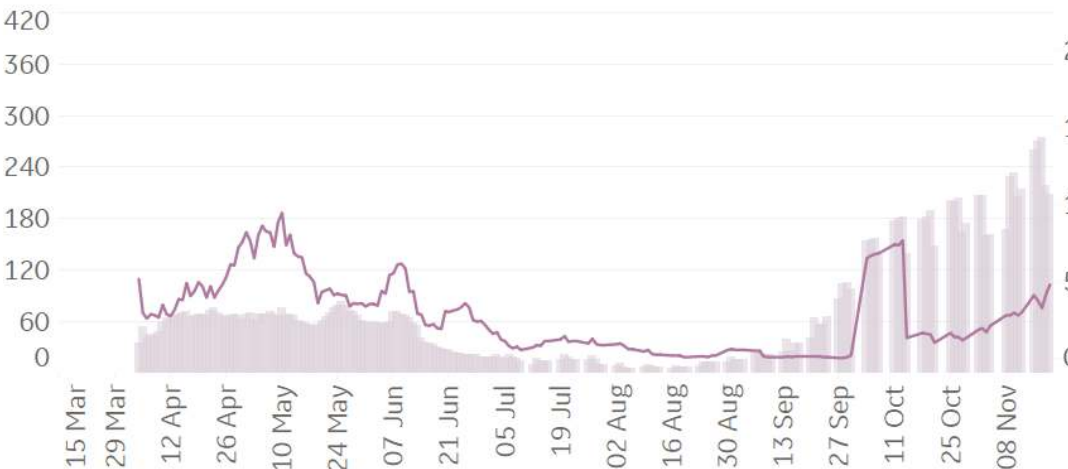
Seattle, WA



Tampa, FL



Toronto, Canada



Daily New Deaths / 1M (Lines)
7-day Rolling Avg



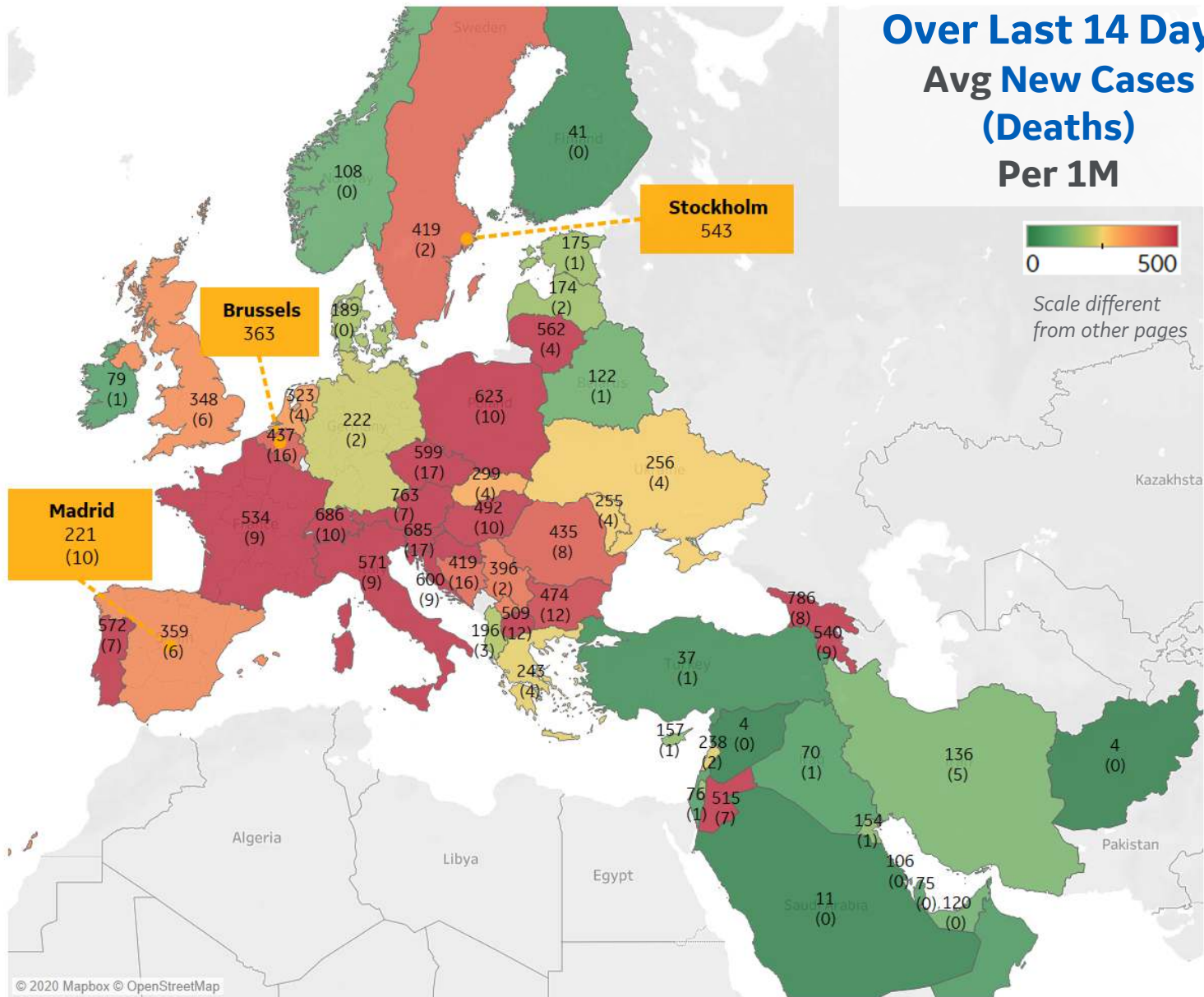
Per 1M in Region

	Today	Change
Active Cases	9,733	+1.3%
Confirmed	295 new	+2%
Deaths	5 new	+1%
Recovered	162 new	+2%

Most Daily New Cases / 1M

Georgia	786
Austria	763
Switzerland	686
Slovenia	685
Poland	623
Croatia	600
Czechia	599
Portugal	572
Italy	571
Lithuania	562

* Excludes regions with population < 1M



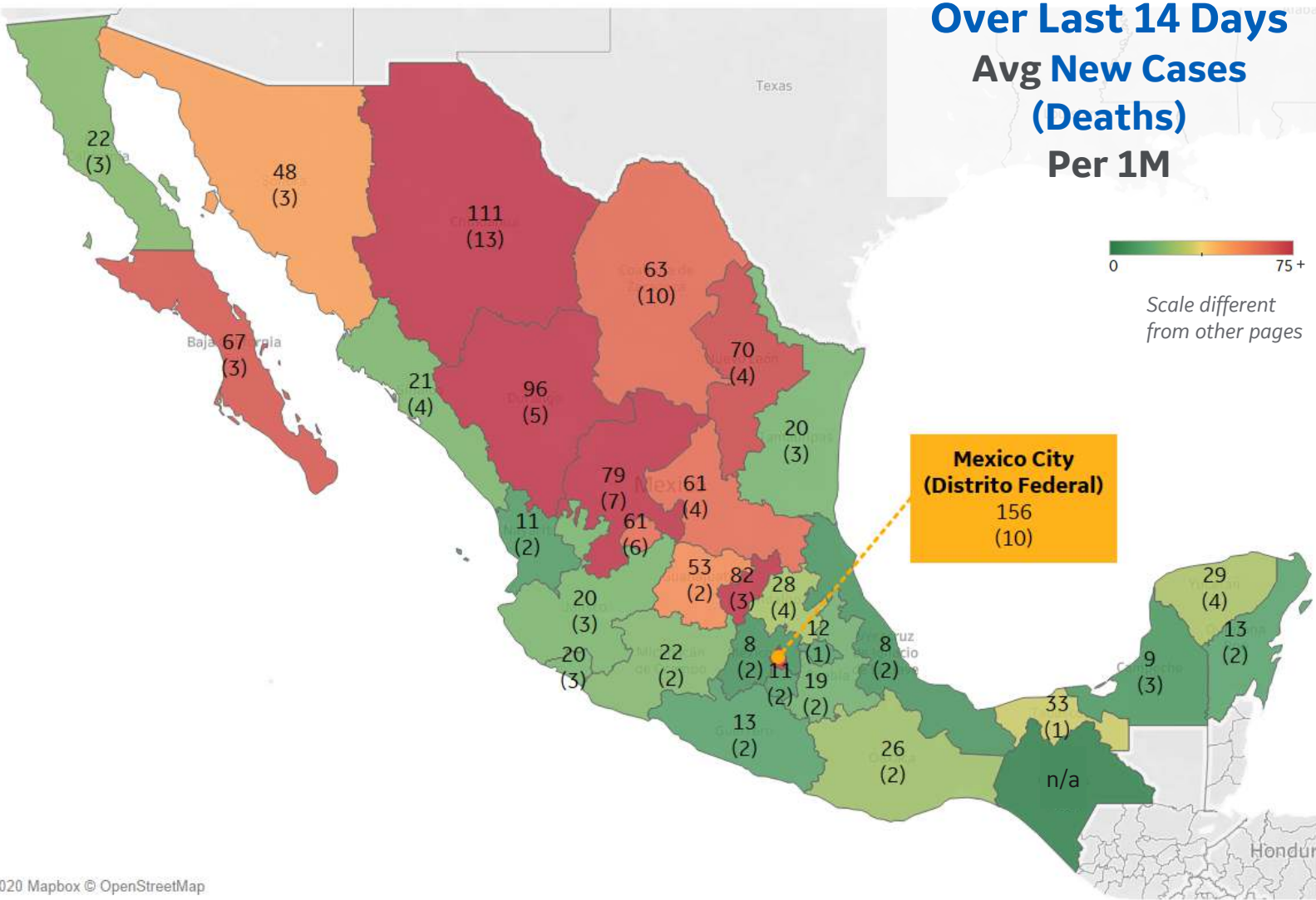


Per 1M in Region

	Today	Change
Active Cases	1,187	-0.3%
Confirmed	35 new	+0.4%
Deaths	4 new	+0.6%
Recovered	34 new	+0.6%

Most Daily New Cases / 1M

Distrito Federal	156
Chihuahua	111
Durango	96
Querétaro	82
Zacatecas	79
Nuevo León	70
Baja California Sur	67
Coahuila	63
San Luis Potosí	61
Aguascalientes	61

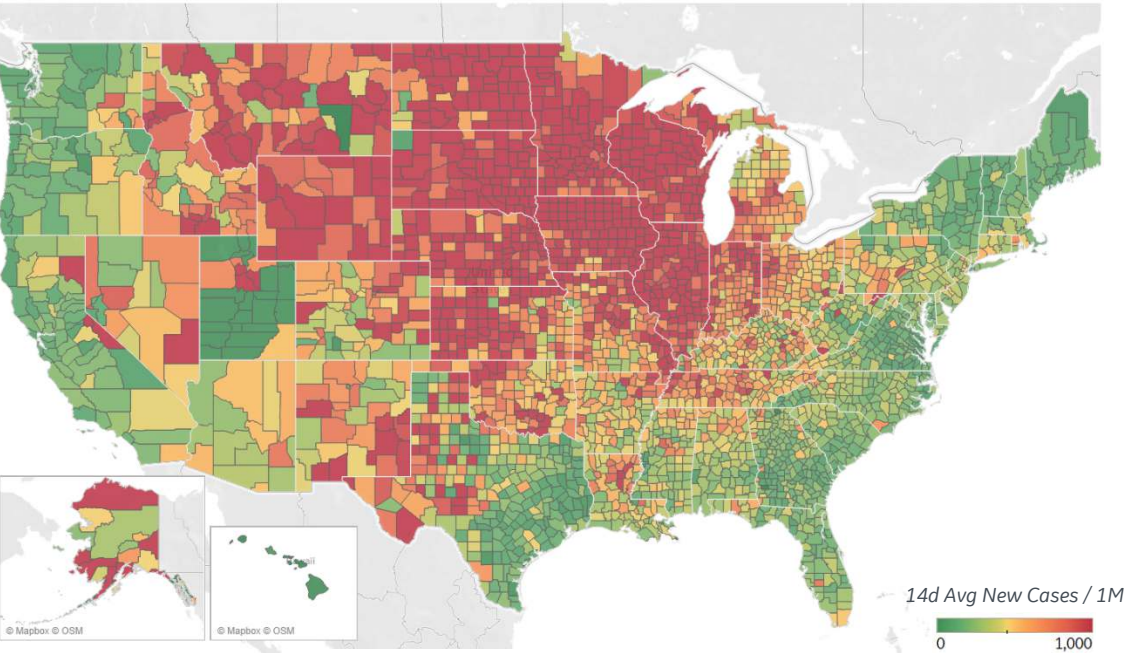




US Counties: Recent Cases and Deaths

Updated 20 Nov 2020, 3:30 GMT 19

Average New Cases per 1M Over Last 14 Days

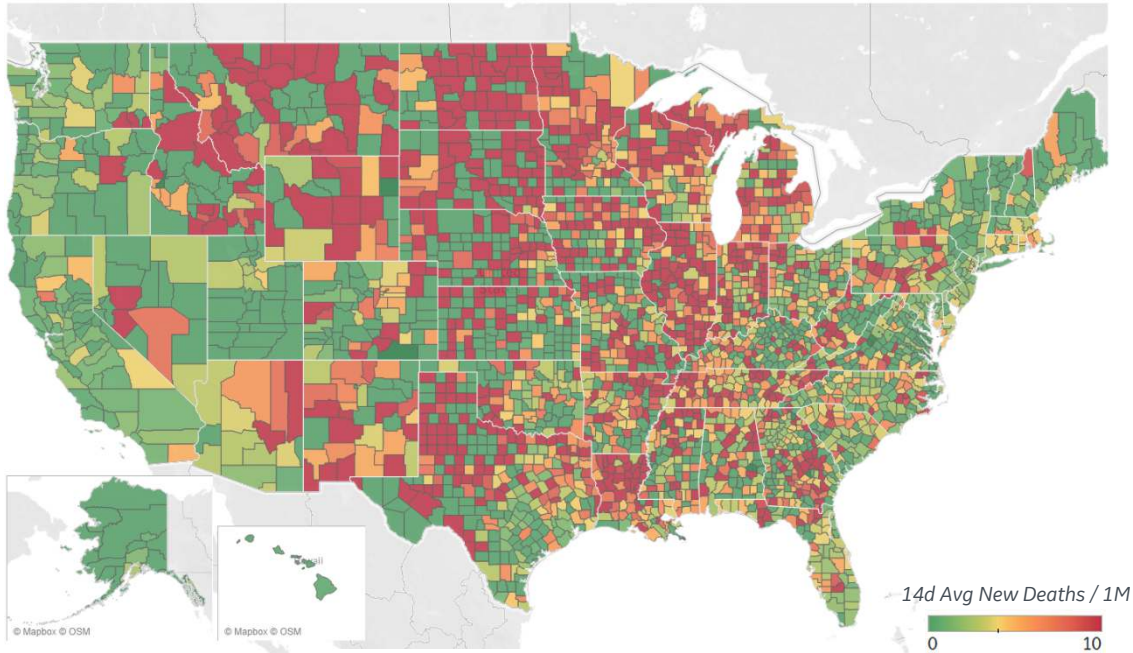


Top 10 by New Confirmed

Avg New Confirmed Cases / 1M

El Paso County, TX	1,664
Waukesha County, WI	1,490
Anoka County, MN	1,352
Lubbock County, TX	1,331
Douglas County, NE	1,169
Anchorage Municipality, AK	1,130
Polk County, IA	1,125
Utah County, UT	1,106
Will County, IL	1,085
Ottawa County, MI	1,055

Average New Deaths per 1M Over Last 14 Days



Top 10 by New Deaths

Avg New Deaths/ 1M

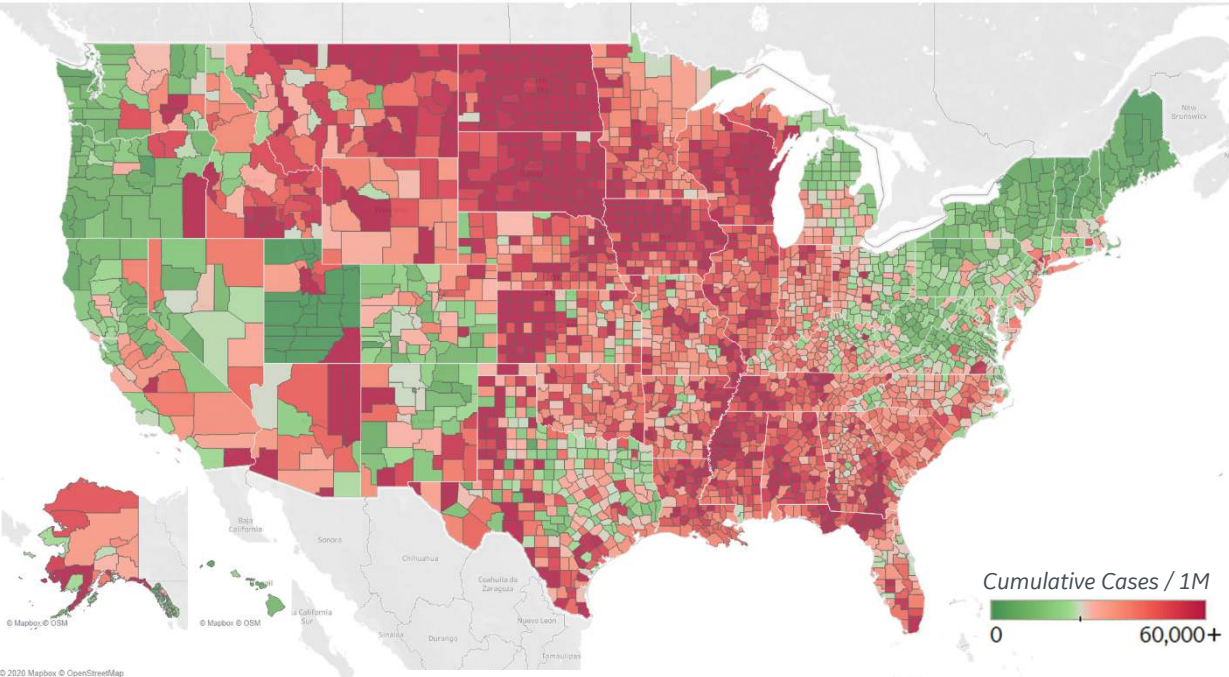
Lubbock County, TX	17
El Paso County, TX	17
Madison County, IL	12
Jefferson County, AL	11
Winnebago County, IL	10
Ottawa County, MI	9
Kane County, IL	9
Kent County, MI	8
Jefferson County, CO	8
Orleans Parish, LA	8

Note: Lists includes counties
≥ 250K population



US Counties: Cumulative Cases and Deaths

Confirmed **Cases** per 1M to date

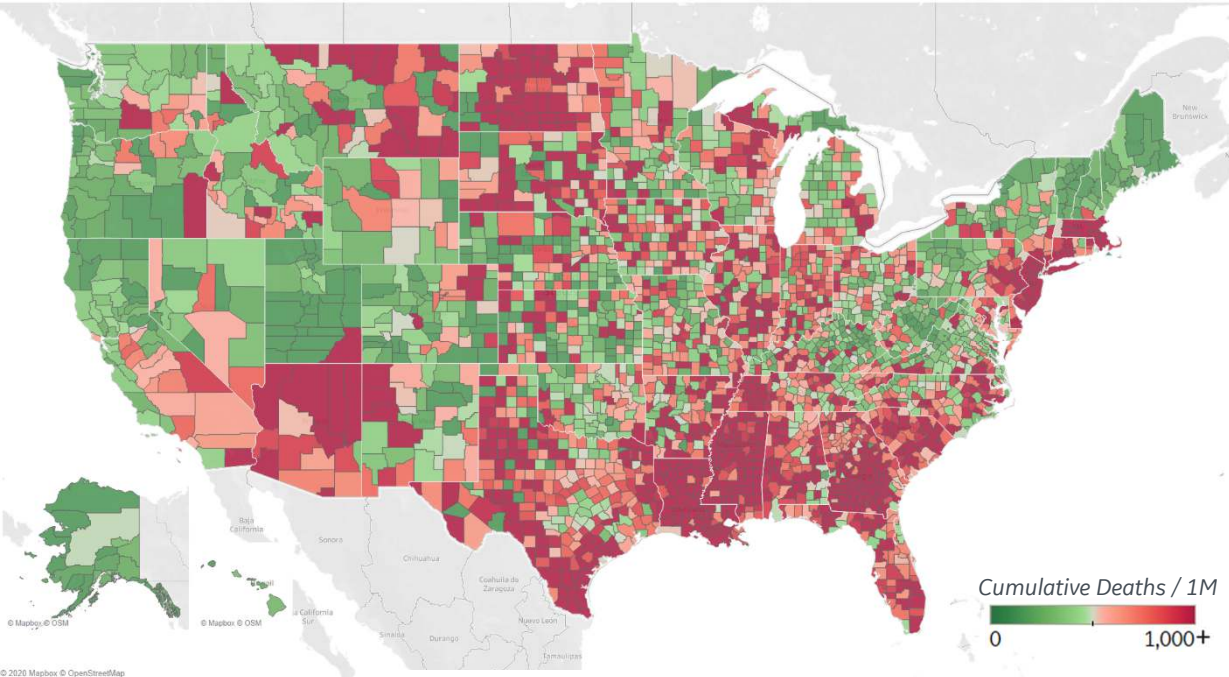


Top 10 Counties

Total Confirmed Cases / 1M

El Paso County, TX	92,914
Lubbock County, TX	87,275
Brown County, WI	79,560
Miami-Dade County, FL	76,986
Milwaukee County, WI	66,765
Utah County, UT	66,164
Webb County, TX	65,458
Nueces County, TX	62,723
Rockland County, NY	62,197
Douglas County, NE	60,701

Reported **Deaths** per 1M to date



Top 10 Counties

Total Reported Deaths / 1M

New York City*	4,486
Essex County, NJ	2,742
Cameron County, TX	2,614
Passaic County, NJ	2,577
Union County, NJ	2,542
Hidalgo County, TX	2,328
Hudson County, NJ	2,308
Bergen County, NJ	2,248
Rockland County, NY	2,118
Hampden County, MA	1,872

Note: Lists includes counties $\geq 250K$ population

* New York City counties aggregated into one reporting area



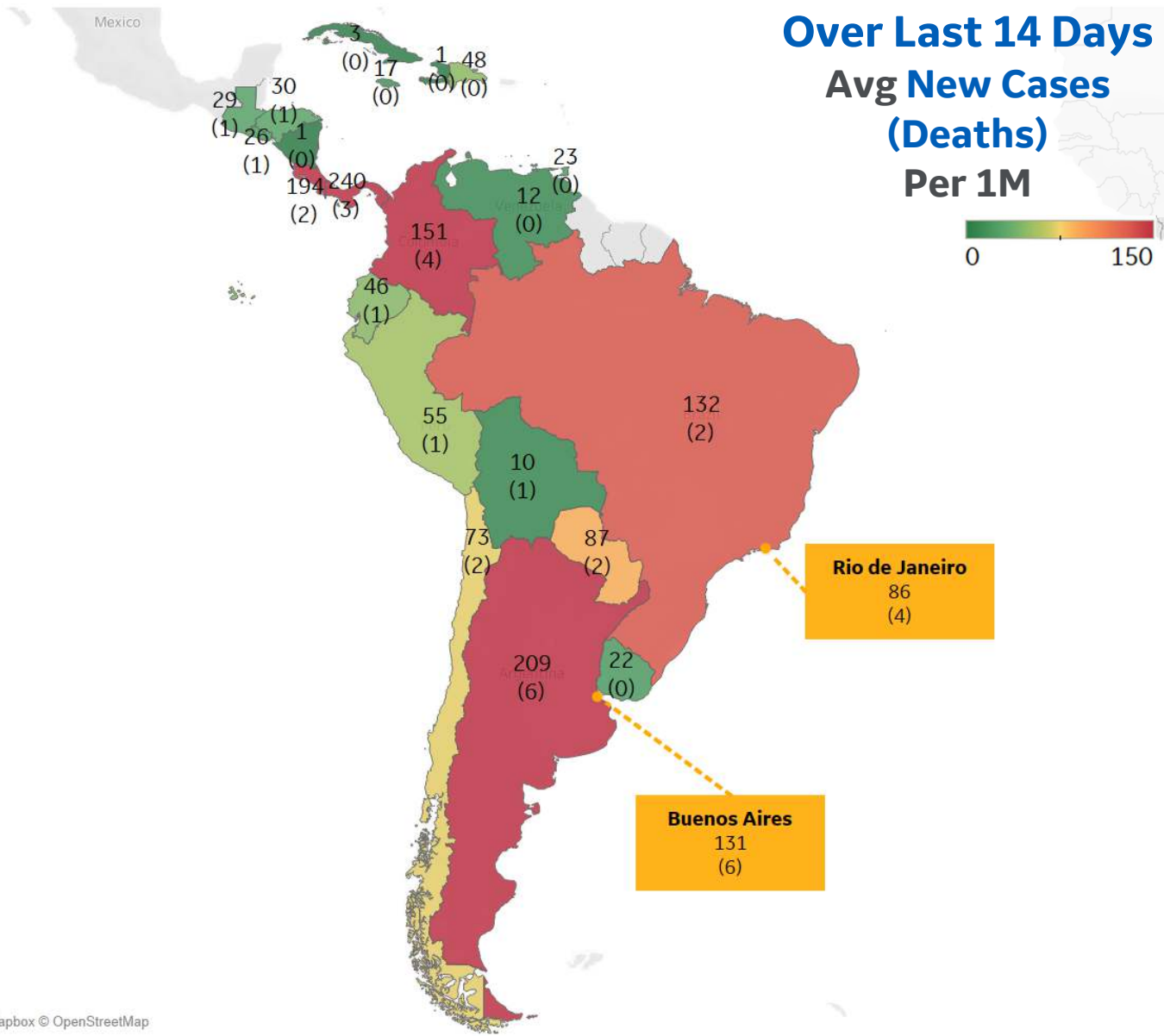
Per 1M in Region

	Today	Change
Active Cases	1,669	+1%
Confirmed	119 new	+0.6%
Deaths	2 new	+0.4%
Recovered	98 new	+0.5%

Most Daily New Cases / 1M

Panama	240
Argentina	209
Costa Rica	194
Colombia	151
Brazil	132
Paraguay	87
Chile	73
Peru	55
Dom. Rep.	48
Ecuador	46

* Excludes regions with population < 1M





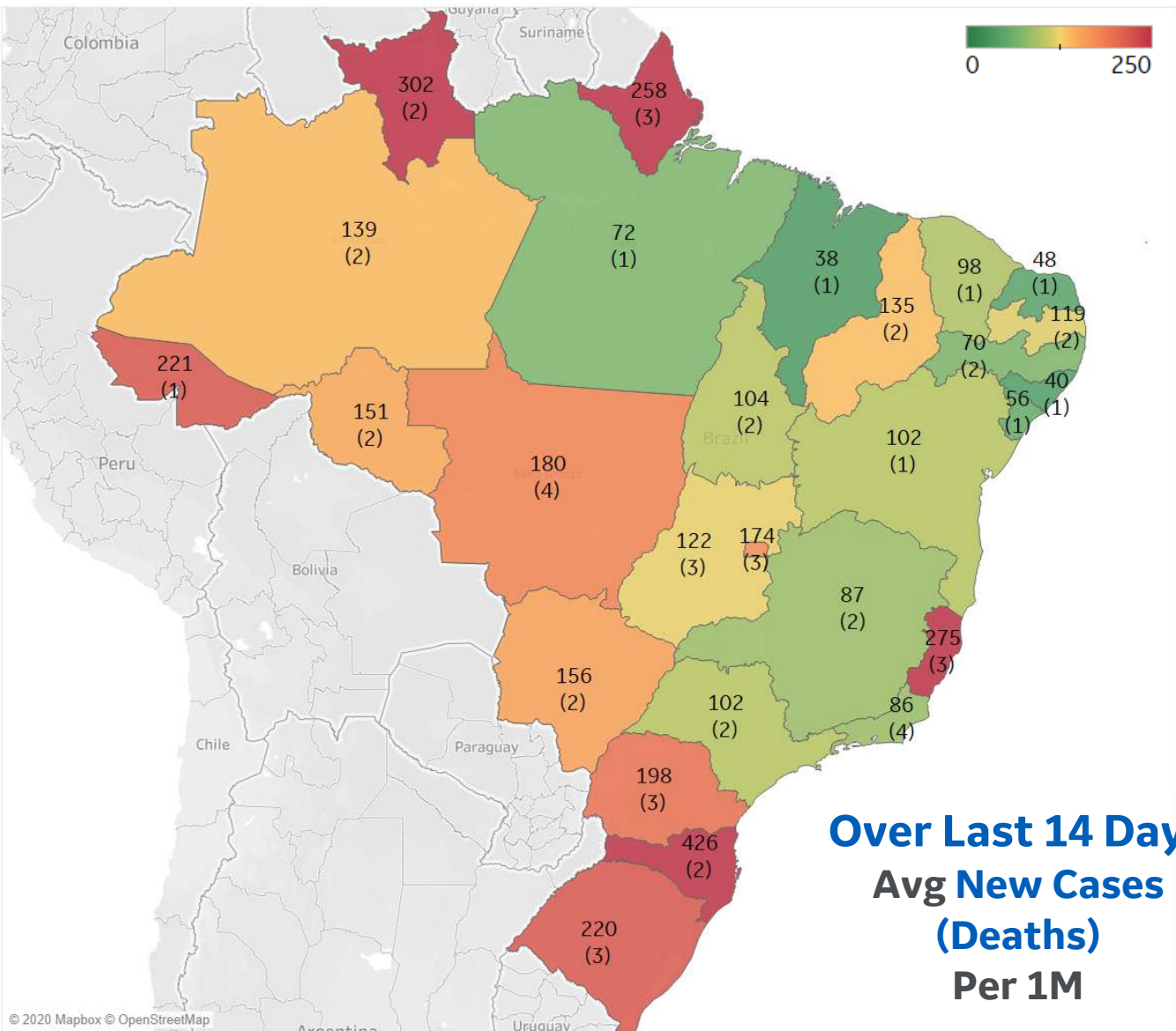
Per 1M in Region

	Today	Change
Active Cases	1,918	+3%
Confirmed	169 new	+0.6%
Deaths	3 new	+0.4%
Recovered	107 new	+0.4%

Most Daily New Cases / 1M

Santa Catarina	426
Espírito Santo	275
Rio Grande do ..	220
Paraná	198
MatoGrosso	180
Distrito Federal	174
MatoGrosso do ..	156
Rondônia	151
Amazonas	139
Piauí	135

* Excludes regions with population < 1M





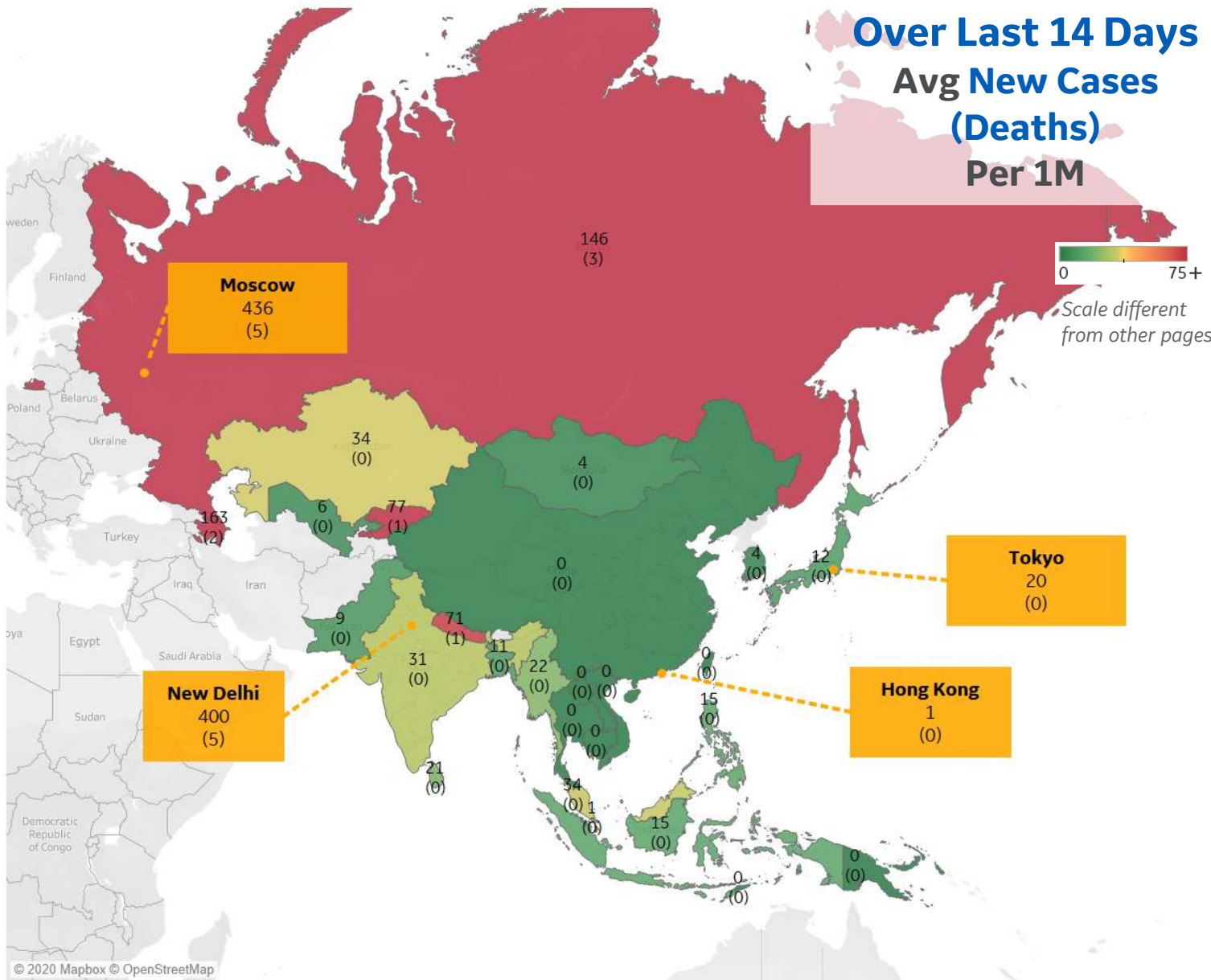
Per 1M in Region

	Today	Change
Active Cases	282	+0.4%
Confirmed	21 new	+1%
Deaths	0.4 new	+1%
Recovered	20 new	+1%

Most Daily New Cases / 1M

Azerbaijan	163
Russia	146
Kyrgyzstan	77
Nepal	71
Kazakhstan	34
Malaysia	34
India	31
Myanmar	22
Sri Lanka	21
Philippines	15

* Excludes regions with population < 1M





Per 1M in Region

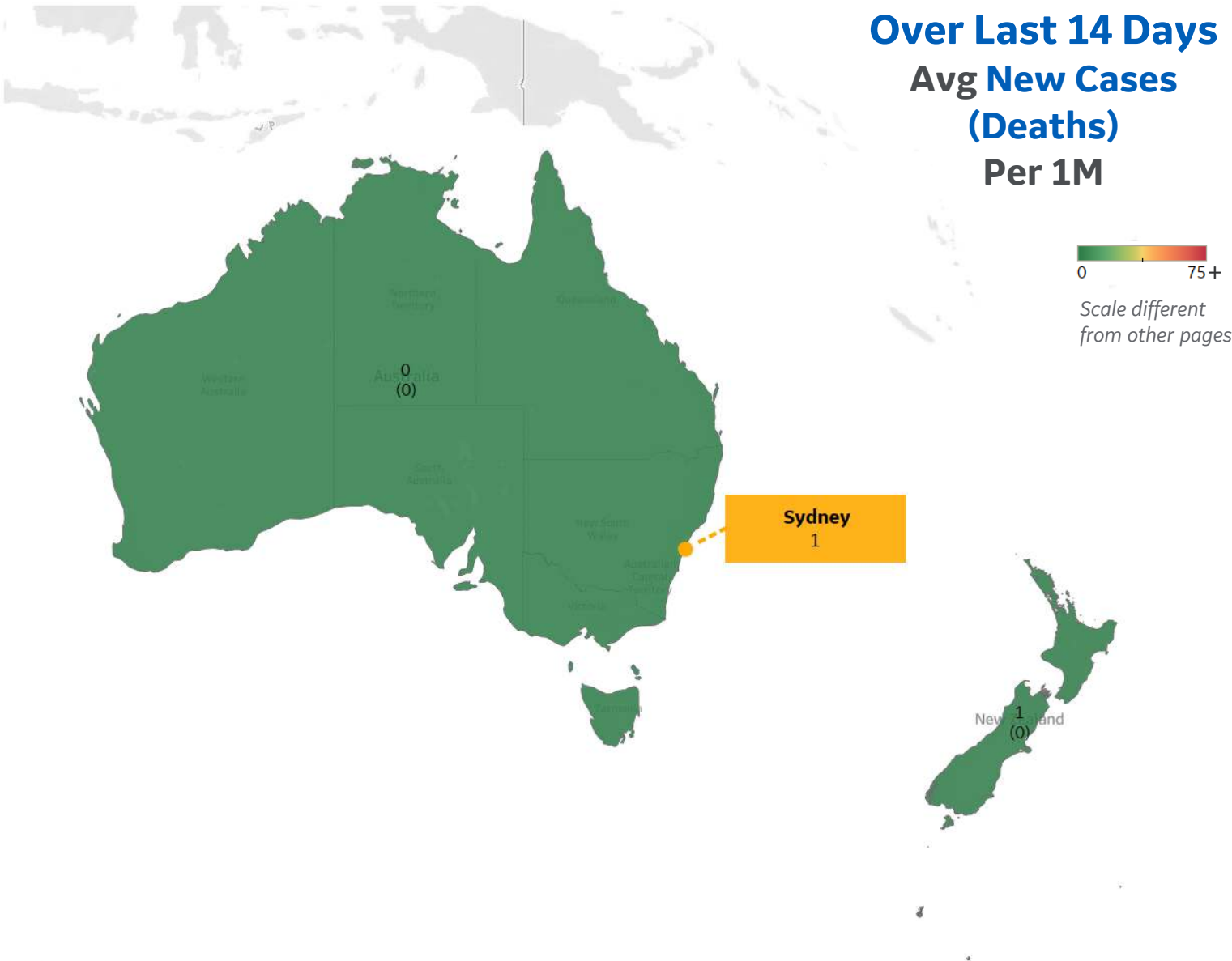
	Today	Change
Active Cases	45	+0.4%
Confirmed	0.3 new	+0.03%
Deaths	0 new	+0%
Recovered	1 new	+0.1%

Most Daily New Cases / 1M

New Zealand	1
Australia	0

* Excludes regions with population < 1M

Over Last 14 Days Avg New Cases (Deaths) Per 1M





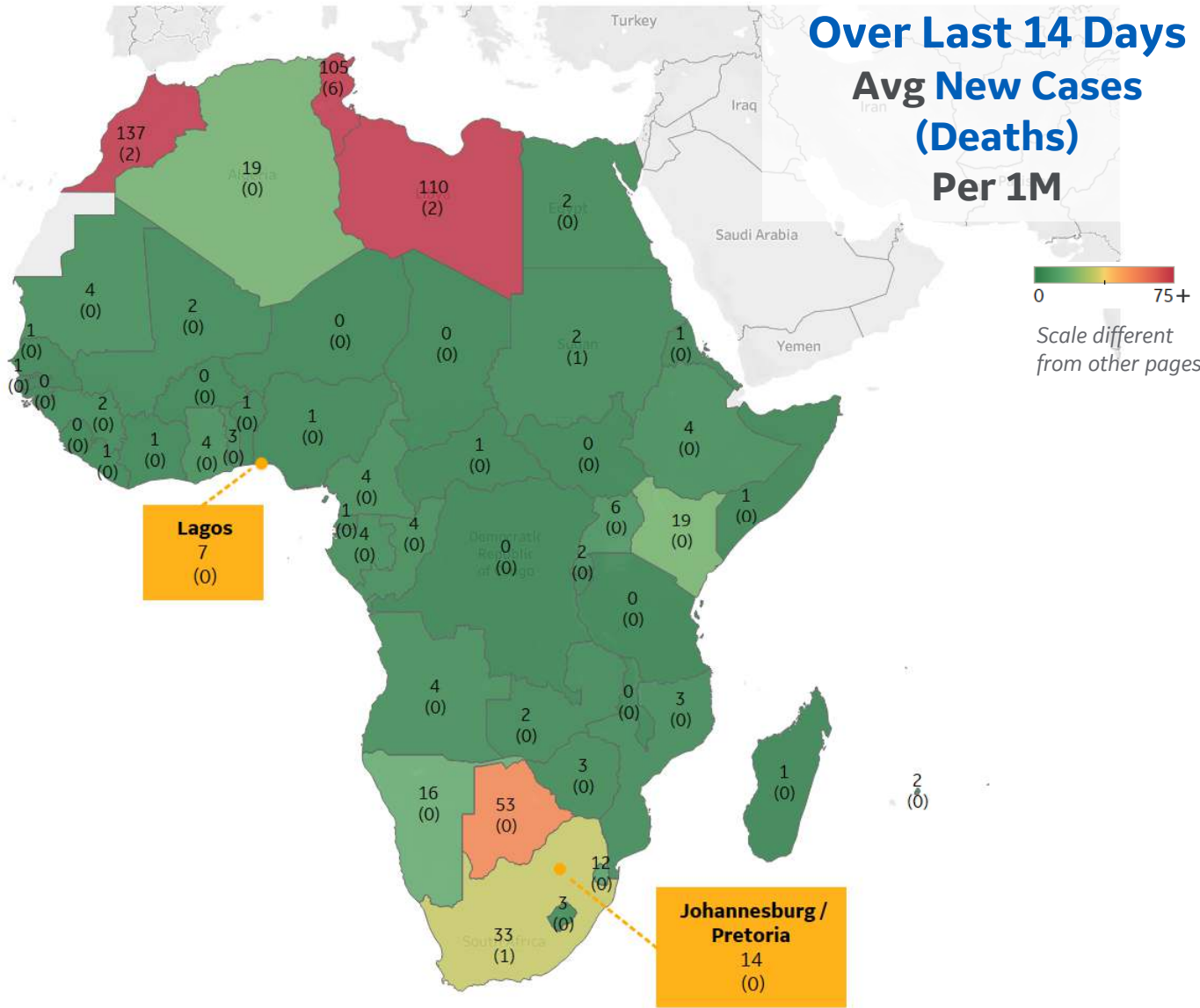
Per 1M in Region

	Today	Change
Active Cases	200	+1%
Confirmed	10 new	+0.7%
Deaths	0.2 new	+0.6%
Recovered	8 new	+0.6%

Most Daily New Cases / 1M

Morocco	137
Libya	110
Tunisia	105
Botswana	53
South Africa	33
Kenya	19
Algeria	19
Namibia	16
Eswatini	12
Uganda	6

* Excludes regions with population < 1M





Sources



** Per 1M = Per 1 Million Population unless otherwise noted

Johns Hopkins Coronavirus Resource Center:

<https://coronavirus.jhu.edu/map.html>

Worldometer Coronavirus Reporting:

<https://www.worldometers.info/coronavirus/>

Public Health England:

<https://www.gov.uk/government/publications/covid-19-track-coronavirus-cases>

US Department of Homeland Security, Homeland Infrastructure Foundation-Level Data:

<https://hifld-geoplatform.opendata.arcgis.com/datasets/hospitals>

City of New York, NYC Health:

<https://www1.nyc.gov/site/doh/covid/covid-19-data.page>

Chicago Coronavirus Latest Data:

<https://www.chicago.gov/city/en/sites/covid-19/home/latest-data.html>

National Health Commission of the PRC:

<http://www.nhc.gov.cn/xcs/yqtb/202003/bf66696029ba420098164607240074f8.shtml>

Korean Centers for Disease Control and Prevention:

http://www.cdc.go.kr/cdc_eng/

CDC, Severe Outcomes Among Patients with Coronavirus Disease 2019 (COVID-19):

<https://www.cdc.gov/mmwr/volumes/69/wr/mm6912e2.htm>

Italian Department of Civil Protection, COVID Monitoring:

<http://opendatadpc.maps.arcgis.com/apps/opsdashboard/index.html#/b0c68bce2cce478eaac82fe38d4138b1>

The COVID Tracking Project:

<https://covidtracking.com/data/>

UK Office for National Statistics:

<https://www.ons.gov.uk/peoplepopulationandcommunity/birthsdeathsandmarriages/deaths/bulletins/deathsregisteredweeklyinenglandandwalesprovisional/weekending24april2020>

COVID-19 Information for Switzerland:

<https://www.corona-data.ch/>

The COVID Tracking Project:

<https://covidtracking.com/data/api>

European Centre for Disease Prevention and Control:

<https://www.ecdc.europa.eu/en/publications-data/download-data-hospital-and-icu-admission-rates-and-current-occupancy-covid-19>

Worldwide Survival Rate, last 30d calculation =

$$\frac{[(Total\ Confirmed - Total\ Confirmed\ 30d\ ago) - (Total\ Deaths - Total\ Deaths\ 30d\ ago)]}{(Total\ Confirmed - Total\ Confirmed\ 30d\ ago)}$$

Provincial Health Services Authority of Canada. BC Center for Disease Control:

<http://www.bccdc.ca/about/news-stories/stories/2020/information-on-novel-coronavirus>

Secretary of Health, Mexico:

<https://www.gob.mx/salud/en>

OECD Economic Outlooks, Statistics:

https://www.oecd-ilibrary.org/economics/data/oecd-economic-outlook-statistics-and-projections_eo-data-en

Public Health Authority of Sweden:

<https://www.folkhalsomyndigheten.se/smittskydd-beredskap/utbrott/aktuella-utbrott/covid-19/bekraftade-fall-i-sverige>

National Public Health Agency of France:

<https://www.santepubliquefrance.fr/regions/ile-de-france/documents/bulletin-regional/2020/covid-19-point-epidemiologique-en-ile-de-france-du-23-avril-2020>

Florida Department of Health, COVID-19 Response:

<https://floridahealthcovid19.gov>

CDC:

<https://www.cdc.gov/covid-data-tracker/index.html#demographics>

CDC Provisional COVID19 Deaths Counts

<https://data.cdc.gov/NCHS/Provisional-COVID-19-Death-Counts-by-Sex-Age-and-S/9bhg-hcku>

Johns Hopkins Coronavirus Resource Center:

<https://coronavirus.jhu.edu/map.html>

Ministry of Health of the Russian Federation:

<https://xn--80aesfpebagmfb1c0a.xn--p1ai/information/>

Our World in Data, Global Change Research Lab, Coronavirus Pandemic Data:

<https://ourworldindata.org/coronavirus-data>