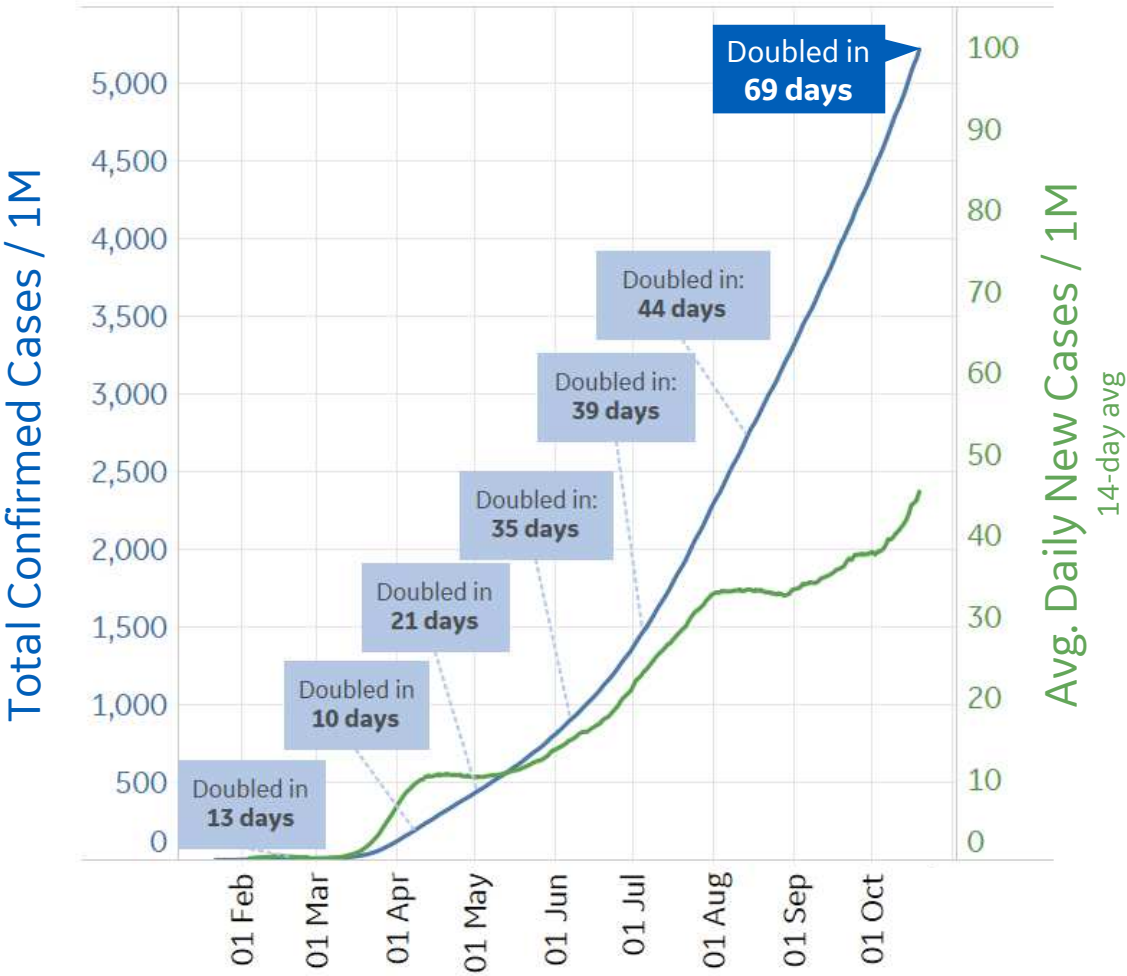




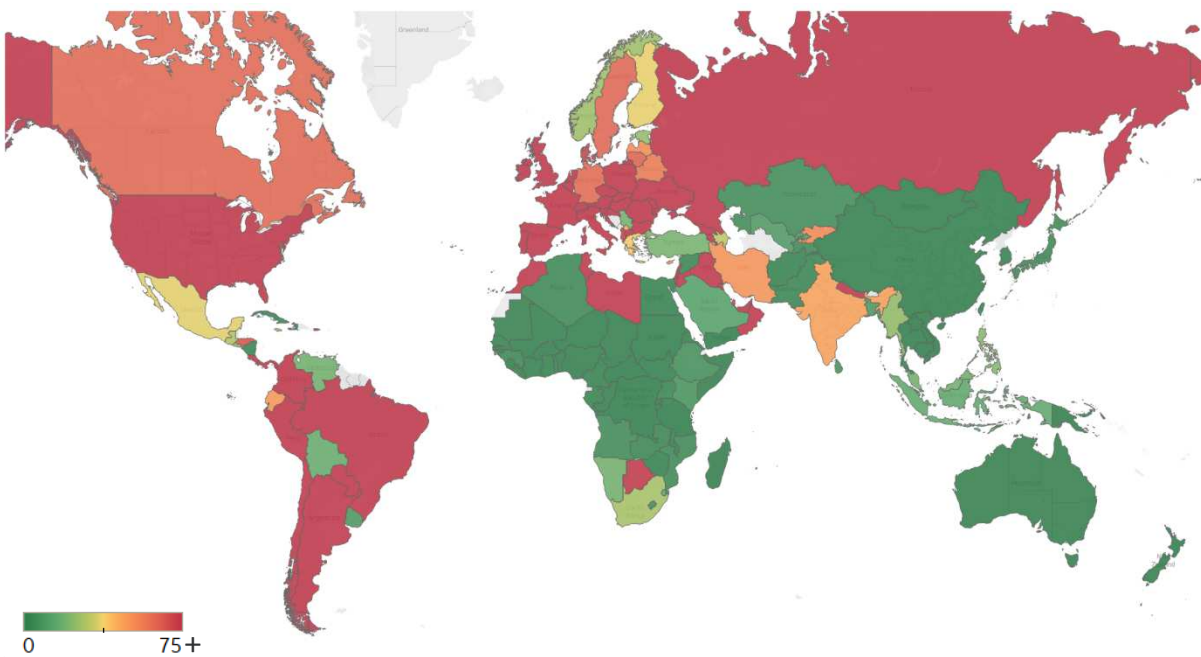
# Global Confirmed & Active Cases

Trend since 22 Jan



Avg. Daily New Cases / 1M

Over the last 14 days



| Per 1M:      | Today  | Change |
|--------------|--------|--------|
| Active Today | 1,495  | +2%    |
| Active       | 29 new | +2%    |
| Confirmed    | 57 new | +1%    |
| Deaths       | 1 new  | +0.4%  |
| Recovered    | 28 new | +1%    |

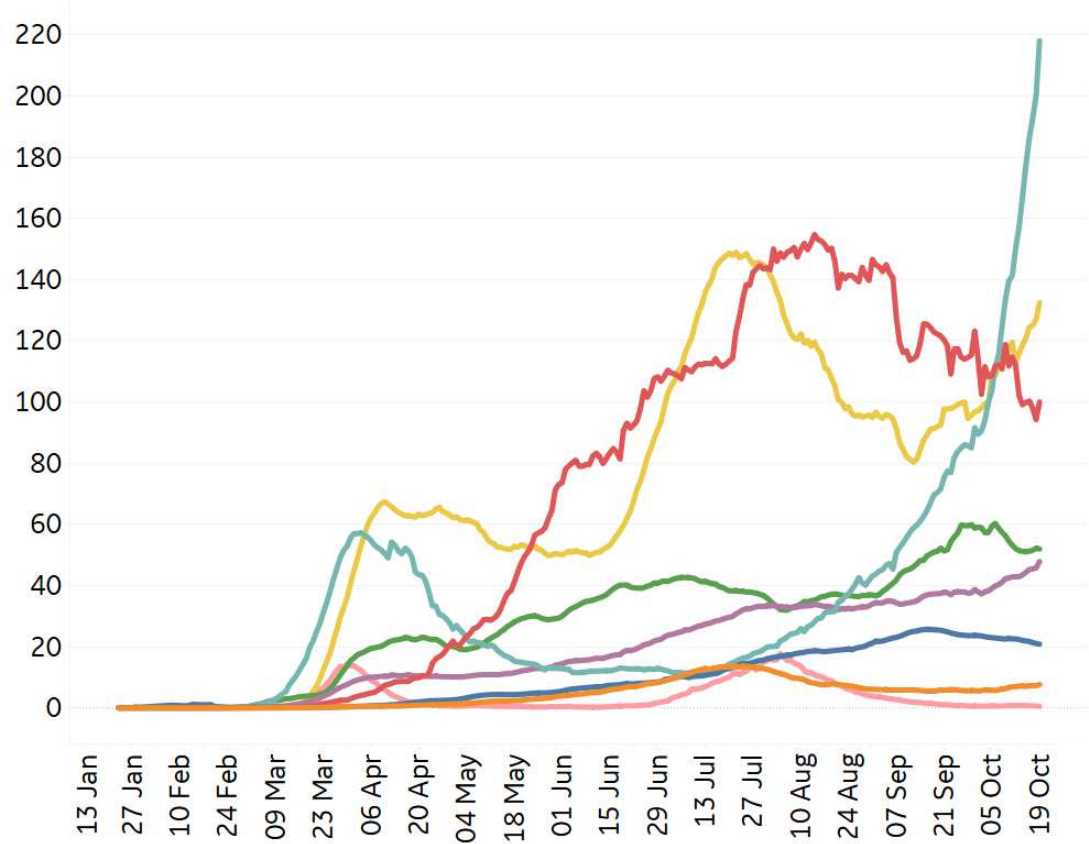


# New Confirmed Cases & New Deaths

Key **World** **North America** **Europe** **Middle East** **Cent & South America** **Asia** **Africa** **Oceania**

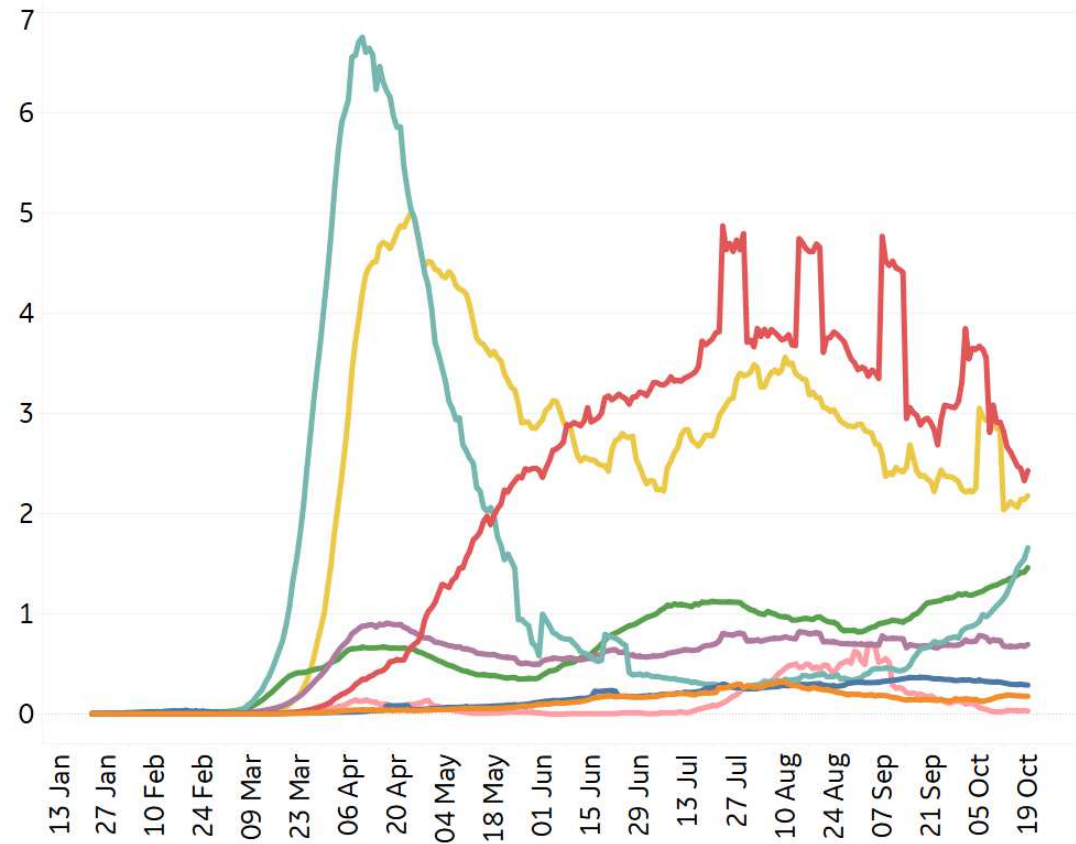
## New Confirmed Cases / 1M

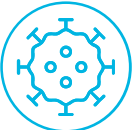
7-day rolling average



## New Deaths / 1M

7-day rolling average





# Top 50 Countries: Per 1M

| 1 - 25         | Average over last 7 days |            | Total Since 22 Jan |                 |              | Change from 14d Ago in 14 day avg of daily new |        |
|----------------|--------------------------|------------|--------------------|-----------------|--------------|--|--------|
|                | New Confirmed            | New Deaths | Total Confirmed    | Total Recovered | Total Deaths | Confirmed                                      | Deaths |
|                |                          |            |                    |                 |              |  |        |
| Peru           | 76                       | 2          | 26,346             | 23,780          | 1,024        | -32%   | -26%   |
| Belgium        | 796                      | 3          | 19,887             | 1,830           | 901          | 241%   | 185%   |
| Bolivia        | 15                       | 2          | 11,984             | 8,991           | 728          | -55%   | -21%   |
| Spain          | 261                      | 3          | 20,842             | 3,216           | 727          | 13%  | 13%    |
| Brazil         | 99                       | 2          | 24,702             | 21,295          | 725          | -12%   | -20%   |
| Chile          | 78                       | 2          | 25,806             | 24,326          | 715          | -11%   | -14%   |
| Ecuador        | 49                       | 1          | 8,696              | 7,606           | 703          | -17%   | 22%    |
| US             | 176                      | 2          | 24,812             | 9,887           | 665          | 27%  | -4%    |
| UK             | 260                      | 2          | 10,961             | N/A**           | 645          | 93%  | 133%   |
| Italy          | 151                      | 1          | 7,006              | 4,184           | 606          | 242%   | 121%   |
| Panama         | 145                      | 2          | 29,012             | 23,534          | 597          | 2%   | -9%    |
| Argentina      | 313                      | 8          | 22,185             | 17,788          | 591          | 14%  | -34%   |
| Sweden         | 67                       | 0          | 10,219             | N/A**           | 586          | 47%  | -23%   |
| Colombia       | 131                      | 3          | 18,982             | 17,058          | 572          | 13%  | -8%    |
| France         | 386                      | 2          | 14,594             | 1,679           | 515          | 72%  | 37%    |
| North Macedo.. | 183                      | 3          | 11,418             | 8,348           | 406          | 135%   | 43%    |
| Netherlands    | 459                      | 1          | 14,136             | 309             | 398          | 148%   | 75%    |
| Moldova        | 166                      | 4          | 16,684             | 12,021          | 397          | 3%   | 37%    |
| Ireland        | 221                      | 1          | 10,327             | 4,732           | 375          | 129%   | 133%   |
| Armenia        | 416                      | 3          | 22,091             | 16,269          | 368          | 149%   | 123%   |
| Kosovo         | 59                       | 1          | 9,217              | 7,972           | 355          | 62%  | 28%    |
| EU             | 229                      | 2          | 9,722              | 3,140           | 355          | 99%  | 65%    |
| South Africa   | 29                       | 2          | 11,891             | 10,711          | 312          | 14%  | 44%    |
| Romania        | 189                      | 3          | 9,505              | 6,866           | 308          | 90%  | 50%    |
| Bos. and Herz. | 167                      | 3          | 10,565             | 7,755           | 304          | 112%   | -8%    |

| 26 - 50        | Average over last 7 days |            | Total Since 22 Jan |                 |              | Change from 14d Ago in 14 day avg of daily new |        |
|----------------|--------------------------|------------|--------------------|-----------------|--------------|--|--------|
|                | New Confirmed            | New Deaths | Total Confirmed    | Total Recovered | Total Deaths | Confirmed                                      | Deaths |
|                |                          |            |                    |                 |              |  |        |
| Israel         | 179                      | 4          | 35,223             | 32,164          | 261          | -60%   | 5%     |
| Honduras       | 72                       | 1          | 9,024              | 3,574           | 260          | 18%  | -38%   |
| Iraq           | 90                       | 1          | 10,707             | 9,038           | 256          | -21%   | 2%     |
| Switzerland    | 309                      | 1          | 9,609              | 6,170           | 247          | 390%   | 114%   |
| Costa Rica     | 220                      | 3          | 19,056             | 11,696          | 236          | 3%   | -10%   |
| Oman           | 112                      | 2          | 21,657             | 18,877          | 218          | 13%  | -2%    |
| Portugal       | 195                      | 1          | 9,989              | 5,881           | 216          | 106%   | 84%    |
| Dom. Rep.      | 37                       | 0          | 11,216             | 9,115           | 203          | 5%   | -34%   |
| Bahrain        | 191                      | 2          | 45,972             | 43,891          | 177          | -31%   | 11%    |
| Kyrgyzstan     | 66                       | 0          | 8,051              | 7,030           | 170          | 126%   | N/A    |
| Paraguay       | 102                      | 2          | 7,775              | 5,140           | 169          | 3%   | -4%    |
| Kuwait         | 165                      | 2          | 27,357             | 25,431          | 166          | 21%  | 91%    |
| Russia         | 99                       | 2          | 9,639              | 7,338           | 166          | 63%  | 45%    |
| Saudi Arabia   | 12                       | 1          | 9,840              | 9,447           | 149          | -11%   | -22%   |
| Czechia        | 808                      | 6          | 16,992             | 6,995           | 141          | 177%   | 220%   |
| Ukraine        | 129                      | 2          | 7,141              | 3,006           | 133          | 42%  | 49%    |
| Libya          | 127                      | 2          | 7,269              | 3,968           | 107          | 45%  | -7%    |
| Austria        | 153                      | 1          | 7,320              | 5,591           | 100          | 66%  | 69%    |
| Belarus        | 65                       | 0          | 9,344              | 8,480           | 99           | 58%  | -8%    |
| West Bank an.. | 92                       | 1          | 10,421             | 8,943           | 90           | -3%  | 0%     |
| Qatar          | 73                       | 0          | 45,008             | 43,960          | 78           | -4%  | 60%    |
| Lebanon        | 174                      | 1          | 9,222              | 4,228           | 77           | 10%  | 5%     |
| UAE            | 133                      | 0          | 11,781             | 11,002          | 47           | 19%  | 54%    |
| Singapore      | 1                        | 0          | 9,899              | 9,883           | 5            | -55%   | N/A    |
| Total World    | 48                       | 1          | 5,215              | 3,576           | 144          | 18%  | -6%    |

\*Change from 14d ago:  
Compares 14d-avgs. of Daily New Cases/Deaths today with 14d-avgs. from 14d ago

**Czechia** has set a new worldwide peak in avg daily new cases per capita:  
808 new cases / 1M

Sorted by Total Deaths / 1M  
Top 50 countries selected by Cases / 1M  
Excluded countries with population < 1M

N/A\*\* due to inconsistent reporting of Recovered Cases



# Top 50 Countries: Raw Volume

Updated 20 Oct 2020, 3:30 GMT

4

## 1 - 25

|              | Average over last 7 days |            | Total Since 22 Jan |                 |              | Change from 14d Ago in 14 day avg of daily new |        |
|--------------|--------------------------|------------|--------------------|-----------------|--------------|--|--------|
|              | New Confirmed            | New Deaths | Total Confirmed    | Total Recovered | Total Deaths | Confirmed                                      | Deaths |
| US           | 58,397                   | 719        | 8,212,981          | 3,272,603       | 220,119      | 27%  | -4%    |
| EU           | 101,814                  | 719        | 4,328,519          | 1,398,066       | 158,122      | 99%  | 65%    |
| Brazil       | 21,046                   | 498        | 5,250,727          | 4,526,393       | 154,176      | -12%   | -20%   |
| India        | 60,169                   | 763        | 7,597,063          | 6,733,328       | 115,197      | -19%   | -21%   |
| Mexico       | 4,840                    | 342        | 854,926            | 727,759         | 86,338       | -27%   | -45%   |
| UK           | 17,666                   | 122        | 744,122            | N/A**           | 43,816       | 93%  | 133%   |
| Italy        | 9,144                    | 59         | 423,578            | 252,959         | 36,616       | 242%   | 121%   |
| Spain        | 12,212                   | 124        | 974,449            | 150,376         | 33,992       | 13%  | 13%    |
| Peru         | 2,501                    | 57         | 868,675            | 784,056         | 33,759       | -32%   | -26%   |
| France       | 25,215                   | 135        | 952,600            | 109,611         | 33,647       | 72%  | 37%    |
| Iran         | 4,336                    | 271        | 534,631            | 431,360         | 30,712       | 17%  | 30%    |
| Colombia     | 6,686                    | 160        | 965,883            | 867,961         | 29,102       | 13%  | -8%    |
| Argentina    | 14,133                   | 361        | 1,002,662          | 803,965         | 26,716       | 14%  | -34%   |
| Russia       | 14,511                   | 230        | 1,406,667          | 1,070,920       | 24,205       | 63%  | 45%    |
| South Africa | 1,699                    | 90         | 705,254            | 635,257         | 18,492       | 14%  | 44%    |
| Chile        | 1,496                    | 43         | 493,305            | 465,021         | 13,676       | -11%   | -14%   |
| Indonesia    | 4,075                    | 97         | 365,240            | 289,243         | 12,617       | 0%   | -13%   |
| Ecuador      | 873                      | 25         | 153,423            | 134,187         | 12,395       | -17%   | 22%    |
| Belgium      | 9,229                    | 33         | 230,480            | 21,214          | 10,443       | 241%   | 185%   |
| Iraq         | 3,606                    | 58         | 430,678            | 363,532         | 10,317       | -21%   | 2%     |
| Germany      | 6,317                    | 29         | 377,068            | 296,672         | 9,842        | 149%   | 76%    |
| Canada       | 2,676                    | 22         | 204,111            | 172,406         | 9,832        | 38%  | -3%    |
| Turkey       | 1,767                    | 68         | 349,519            | 305,427         | 9,371        | 10%  | -6%    |
| Bolivia      | 171                      | 25         | 139,890            | 104,957         | 8,502        | -55%   | -21%   |
| Netherlands  | 7,868                    | 25         | 242,217            | 5,294           | 6,828        | 148%   | 75%    |

## 26 - 50

|              | Average over last 7 days |            | Total Since 22 Jan |                 |              | Change from 14d Ago in 14 day avg of daily new |        |
|--------------|--------------------------|------------|--------------------|-----------------|--------------|--|--------|
|              | New Confirmed            | New Deaths | Total Confirmed    | Total Recovered | Total Deaths | Confirmed                                      | Deaths |
| Philippines  | 2,336                    | 49         | 359,169            | 310,303         | 6,675        | 0%   | -1%    |
| Pakistan     | 598                      | 12         | 324,034            | 308,010         | 6,673        | -6%  | 52%    |
| Egypt        | 128                      | 10         | 105,547            | 98,314          | 6,130        | 8%   | -31%   |
| Romania      | 3,643                    | 66         | 182,854            | 132,082         | 5,931        | 90%  | 50%    |
| Sweden       | 678                      | 3          | 103,200            | N/A**           | 5,918        | 47%  | -23%   |
| Ukraine      | 5,659                    | 99         | 312,287            | 131,473         | 5,834        | 42%  | 49%    |
| Bangladesh   | 1,495                    | 18         | 390,206            | 305,599         | 5,681        | 3%   | -23%   |
| Saudi Arabia | 424                      | 19         | 342,583            | 328,895         | 5,201        | -11%   | -22%   |
| Poland       | 7,577                    | 82         | 183,248            | 94,014          | 3,614        | 267%   | 165%   |
| Guatemala    | 539                      | 22         | 101,599            | 91,032          | 3,541        | -13%   | 34%    |
| Morocco      | 3,141                    | 49         | 175,749            | 146,421         | 2,976        | 30%  | 18%    |
| Panama       | 626                      | 10         | 125,181            | 101,545         | 2,574        | 2%   | -9%    |
| Israel       | 1,549                    | 35         | 304,876            | 278,394         | 2,263        | -60%   | 5%     |
| Dom. Rep.    | 403                      | 3          | 121,667            | 98,880          | 2,203        | 5%   | -34%   |
| Portugal     | 1,992                    | 15         | 101,860            | 59,966          | 2,198        | 106%   | 84%    |
| Kazakhstan   | 103                      | 3          | 109,623            | 105,145         | 1,768        | 44%  | -20%   |
| Japan        | 537                      | 6          | 93,408             | 85,310          | 1,676        | 12%  | -12%   |
| Czechia      | 8,649                    | 66         | 181,962            | 74,908          | 1,513        | 177%   | 220%   |
| Costa Rica   | 1,122                    | 14         | 97,075             | 59,580          | 1,204        | 3%   | -10%   |
| Oman         | 574                      | 10         | 110,594            | 96,400          | 1,114        | 13%  | -2%    |
| Nepal        | 3,462                    | 16         | 136,036            | 94,501          | 757          | 95%  | 60%    |
| Kuwait       | 706                      | 7          | 116,832            | 108,606         | 710          | 21%  | 91%    |
| UAE          | 1,318                    | 3          | 116,517            | 108,811         | 466          | 19%  | 54%    |
| Qatar        | 211                      | 1          | 129,671            | 126,650         | 224          | -4%  | 60%    |
| Total World  | 370,484                  | 5,353      | 40,395,527         | 27,697,918      | 1,118,159    | 18%  | -6%    |

\*Change from 14d ago:  
Compares 14d-avgs. of Daily New Cases/Deaths today with 14d-avgs. from 14d ago

Total confirmed cases surpassed 40M **Globally**

Sorted by Raw Total Deaths  
Top 50 countries selected by Total Cases  
Excluded countries with population < 1M

N/A\*\* due to inconsistent reporting of Recovered Cases



# United States: Per 1M



## 1 - 25

|               | Average over last 7 days |            | Total Since 22 Jan |                 |              | Change from 14d Ago*<br>in 14 day avg of daily new |        |
|---------------|--------------------------|------------|--------------------|-----------------|--------------|--|--------|
|               | New Confirmed            | New Deaths | Total Confirmed    | Total Recovered | Total Deaths | Confirmed  | Deaths |
| New Jersey    | 114                      | 1          | 24,904             | 4,047           | 1,825        | 46%  | 10%    |
| New York      | 73                       | 0          | 24,946             | 4,032           | 1,715        | 31%  | 25%    |
| Massachusetts | 100                      | 3          | 20,963             | 17,249          | 1,415        | 18%  | 5%     |
| Connecticut   | 106                      | 1          | 17,957             | 2,707           | 1,277        | 58%  | 68%    |
| Louisiana     | 119                      | 3          | 37,855             | 34,803          | 1,240        | 6%   | -14%   |
| Rhode Island  | 277                      | 4          | 26,759             | 2,403           | 1,094        | 97%  | 58%    |
| Mississippi   | 257                      | 3          | 37,159             | 32,819          | 1,065        | 38%  | -22%   |
| DC            | 76                       | 1          | 23,231             | 18,171          | 908          | 49%  | 0%     |
| Arizona       | 115                      | 1          | 31,860             | 5,297           | 801          | 59%  | -46%   |
| Illinois      | 291                      | 3          | 27,679             | N/A             | 749          | 59%  | 22%    |
| Florida       | 138                      | 4          | 35,233             | N/A             | 746          | 20%  | -6%    |
| Michigan      | 182                      | 2          | 16,434             | 10,968          | 737          | 64%  | 42%    |
| Georgia       | 121                      | 3          | 32,146             | N/A             | 721          | 7%   | -21%   |
| S. Carolina   | 182                      | 3          | 31,971             | 16,050          | 711          | -11%   | -16%   |
| Delaware      | 133                      | 1          | 23,821             | 12,439          | 684          | 8%   | 17%    |
| Maryland      | 101                      | 1          | 22,521             | 1,305           | 668          | 16%  | 3%     |
| Pennsylvania  | 118                      | 1          | 14,715             | 11,455          | 662          | 44%  | 21%    |
| Texas         | 177                      | 2          | 29,554             | 25,168          | 603          | 5%   | -20%   |
| Indiana       | 268                      | 4          | 22,157             | 16,111          | 588          | 66%  | 65%    |
| Alabama       | 216                      | 4          | 35,382             | 15,141          | 569          | -1%  | 92%    |
| Arkansas      | 289                      | 6          | 33,003             | 29,564          | 568          | 10%  | 7%     |
| Nevada        | 208                      | 2          | 29,493             | 756             | 556          | 31%  | -3%    |
| North Dakota  | 919                      | 12         | 42,827             | 34,632          | 535          | 56%  | 56%    |
| Iowa          | 344                      | 3          | 34,250             | 26,050          | 491          | 21%  | 32%    |
| New Mexico    | 268                      | 1          | 17,790             | 9,488           | 446          | 126%   | -5%    |

\*Change from 14d ago:  
Compares 14d-avgs. of Daily New Cases/Deaths today with 14d-avgs. from 14d ago

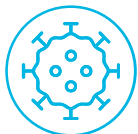
## 26 - 51

|               | Average over last 7 days |            | Total Since 22 Jan |                 |              | Change from 14d Ago*<br>in 14 day avg of daily new |        |
|---------------|--------------------------|------------|--------------------|-----------------|--------------|--|--------|
|               | New Confirmed            | New Deaths | Total Confirmed    | Total Recovered | Total Deaths | Confirmed  | Deaths |
| Ohio          | 164                      | 1          | 15,709             | 12,921          | 434          | 60%  | -53%   |
| California    | 79                       | 1          | 22,263             | N/A             | 430          | -3%  | -27%   |
| Tennessee     | 301                      | 3          | 33,981             | 30,140          | 428          | 47%  | -11%   |
| Missouri      | 332                      | 4          | 26,141             | N/A             | 424          | 26%  | 18%    |
| Minnesota     | 279                      | 2          | 22,065             | 19,498          | 406          | 42%  | 36%    |
| Virginia      | 119                      | 2          | 19,490             | 2,237           | 405          | 24%  | -29%   |
| Colorado      | 182                      | 2          | 14,995             | 1,246           | 379          | 58%  | 118%   |
| N. Carolina   | 196                      | 2          | 23,567             | 20,837          | 376          | 8%   | -23%   |
| South Dakota  | 793                      | 6          | 38,248             | 28,401          | 365          | 61%  | 63%    |
| New Hampshire | 57                       | 1          | 7,168              | 6,073           | 344          | 59%  | N/A    |
| Kansas        | 253                      | 4          | 24,562             | 829             | 299          | 19%  | 77%    |
| Idaho         | 410                      | 2          | 30,100             | 14,538          | 297          | 44%  | 10%    |
| Kentucky      | 234                      | 2          | 19,752             | 3,856           | 297          | 34%  | 10%    |
| Washington    | 106                      | 1          | 12,956             | N/A             | 297          | 11%  | -8%    |
| Oklahoma      | 285                      | 2          | 27,312             | 23,343          | 296          | 14%  | 10%    |
| Nebraska      | 441                      | 2          | 30,406             | 20,138          | 286          | 54%  | 0%     |
| Wisconsin     | 532                      | 3          | 29,866             | 23,514          | 275          | 24%  | 60%    |
| Montana       | 570                      | 4          | 21,885             | 12,667          | 225          | 93%  | 70%    |
| West Virginia | 160                      | 1          | 11,323             | 8,258           | 224          | 38%  | -33%   |
| Utah          | 389                      | 1          | 29,808             | 22,157          | 170          | 18%  | 56%    |
| Oregon        | 79                       | 1          | 9,435              | 1,392           | 149          | 17%  | 28%    |
| Hawaii        | 56                       | 2          | 9,936              | 7,800           | 132          | -13%   | -19%   |
| Maine         | 22                       | 0          | 4,435              | 3,850           | 109          | -5%  | 100%   |
| Wyoming       | 372                      | 1          | 16,088             | 11,742          | 98           | 59%  | 0%     |
| Vermont       | 16                       | 0          | 3,119              | 2,718           | 93           | 32%  | N/A    |
| Alaska        | 255                      | 1          | 15,285             | 8,907           | 92           | 49%  | -31%   |

In the past week, average daily new cases have increased in **every state**

Sorted by Total Deaths / 1M

N/As due to states revising and updating case counts



# United States: Raw Volume



## 1 - 25

|               | Average over last 7 days |            | Total Since 22 Jan |                 |              | Change from 14d Ago*<br>in 14 day avg of daily new |        |
|---------------|--------------------------|------------|--------------------|-----------------|--------------|--|--------|
|               | New Confirmed            | New Deaths | Total Confirmed    | Total Recovered | Total Deaths | Confirmed  | Deaths |
| New York      | 1,423                    | 9          | 485,279            | 78,442          | 33,366       | 31%  | 25%    |
| Texas         | 5,120                    | 69         | 856,948            | 729,762         | 17,481       | 5%   | -20%   |
| California    | 3,105                    | 57         | 879,645            | N/A             | 16,982       | -3%  | -27%   |
| New Jersey    | 1,015                    | 6          | 221,205            | 35,944          | 16,214       | 46%  | 10%    |
| Florida       | 2,958                    | 87         | 756,727            | N/A             | 16,021       | 20%  | -6%    |
| Massachusetts | 689                      | 19         | 144,488            | 118,892         | 9,753        | 18%  | 5%     |
| Illinois      | 3,689                    | 36         | 350,744            | N/A             | 9,496        | 59%  | 22%    |
| Pennsylvania  | 1,509                    | 18         | 188,381            | 146,652         | 8,475        | 44%  | 21%    |
| Georgia       | 1,286                    | 33         | 341,310            | N/A             | 7,657        | 7%   | -21%   |
| Michigan      | 1,818                    | 20         | 164,123            | 109,539         | 7,363        | 64%  | 42%    |
| Arizona       | 835                      | 10         | 231,897            | 38,553          | 5,830        | 59%  | -46%   |
| Louisiana     | 552                      | 14         | 175,982            | 161,792         | 5,766        | 6%   | -14%   |
| Ohio          | 1,921                    | 10         | 183,624            | 151,037         | 5,075        | 60%  | -53%   |
| Connecticut   | 378                      | 3          | 64,021             | 9,651           | 4,554        | 58%  | 68%    |
| Maryland      | 613                      | 5          | 136,154            | 7,892           | 4,041        | 16%  | 3%     |
| Indiana       | 1,802                    | 24         | 149,166            | 108,462         | 3,960        | 66%  | 65%    |
| N. Carolina   | 2,061                    | 24         | 247,172            | 218,541         | 3,939        | 8%   | -23%   |
| S. Carolina   | 936                      | 15         | 164,609            | 82,637          | 3,661        | -11%   | -16%   |
| Virginia      | 1,016                    | 14         | 166,360            | 19,096          | 3,454        | 24%  | -29%   |
| Mississippi   | 766                      | 10         | 110,592            | 97,675          | 3,171        | 38%  | -22%   |
| Tennessee     | 2,054                    | 21         | 232,061            | 205,832         | 2,922        | 47%  | -11%   |
| Alabama       | 1,058                    | 18         | 173,485            | 74,238          | 2,789        | -1%  | 92%    |
| Missouri      | 2,040                    | 25         | 160,437            | N/A             | 2,600        | 26%  | 18%    |
| Minnesota     | 1,571                    | 14         | 124,439            | 109,963         | 2,292        | 42%  | 36%    |
| Washington    | 804                      | 10         | 98,661             | N/A             | 2,258        | 11%  | -8%    |

## 26 - 51

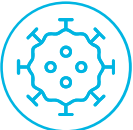
|               | Average over last 7 days |            | Total Since 22 Jan |                 |              | Change from 14d Ago*<br>in 14 day avg of daily new |        |
|---------------|--------------------------|------------|--------------------|-----------------|--------------|--|--------|
|               | New Confirmed            | New Deaths | Total Confirmed    | Total Recovered | Total Deaths | Confirmed  | Deaths |
| Colorado      | 1,048                    | 9          | 86,351             | 7,176           | 2,180        | 58%  | 118%   |
| Nevada        | 642                      | 7          | 90,843             | 2,330           | 1,712        | 31%  | -3%    |
| Arkansas      | 873                      | 18         | 99,597             | 89,217          | 1,714        | 10%  | 7%     |
| Wisconsin     | 3,100                    | 18         | 173,891            | 136,910         | 1,600        | 24%  | 60%    |
| Iowa          | 1,087                    | 10         | 108,060            | 82,188          | 1,548        | 21%  | 32%    |
| Kentucky      | 1,045                    | 10         | 88,247             | 17,229          | 1,326        | 34%  | 10%    |
| Rhode Island  | 293                      | 4          | 28,347             | 2,546           | 1,159        | 97%  | 58%    |
| Oklahoma      | 1,127                    | 10         | 108,073            | 92,367          | 1,173        | 14%  | 10%    |
| New Mexico    | 563                      | 3          | 37,302             | 19,894          | 935          | 126%   | -5%    |
| Kansas        | 737                      | 12         | 71,557             | 2,415           | 870          | 19%  | 77%    |
| Delaware      | 130                      | 1          | 23,196             | 12,113          | 666          | 8%   | 17%    |
| DC            | 53                       | 1          | 16,395             | 12,824          | 641          | 49%  | 0%     |
| Oregon        | 332                      | 4          | 39,794             | 5,870           | 627          | 17%  | 28%    |
| Nebraska      | 854                      | 5          | 58,817             | 38,956          | 554          | 54%  | 0%     |
| Utah          | 1,247                    | 3          | 95,562             | 71,035          | 546          | 18%  | 56%    |
| Idaho         | 732                      | 3          | 53,790             | 25,980          | 531          | 44%  | 10%    |
| New Hampshire | 77                       | 2          | 9,746              | 8,258           | 468          | 59%  | N/A    |
| West Virginia | 287                      | 2          | 20,293             | 14,799          | 402          | 38%  | -33%   |
| North Dakota  | 700                      | 9          | 32,637             | 26,392          | 408          | 56%  | 56%    |
| South Dakota  | 702                      | 5          | 33,836             | 25,125          | 323          | 61%  | 63%    |
| Montana       | 609                      | 4          | 23,390             | 13,538          | 241          | 93%  | 70%    |
| Hawaii        | 79                       | 3          | 14,068             | 11,044          | 187          | -13%   | -19%   |
| Maine         | 30                       | 0          | 5,961              | 5,175           | 146          | -5%  | 100%   |
| Alaska        | 186                      | 1          | 11,182             | 6,516           | 67           | 49%  | -31%   |
| Vermont       | 10                       | 0          | 1,946              | 1,696           | 58           | 32%  | N/A    |
| Wyoming       | 216                      | 0          | 9,311              | 6,796           | 57           | 59%  | 0%     |

\*Change from 14d ago:  
Compares 14d-avgs. of Daily New Cases/Deaths  
today with 14d-avgs. from 14d ago

Total confirmed cases in **Illinois** surpassed 350k, the 5<sup>th</sup> highest total of any state

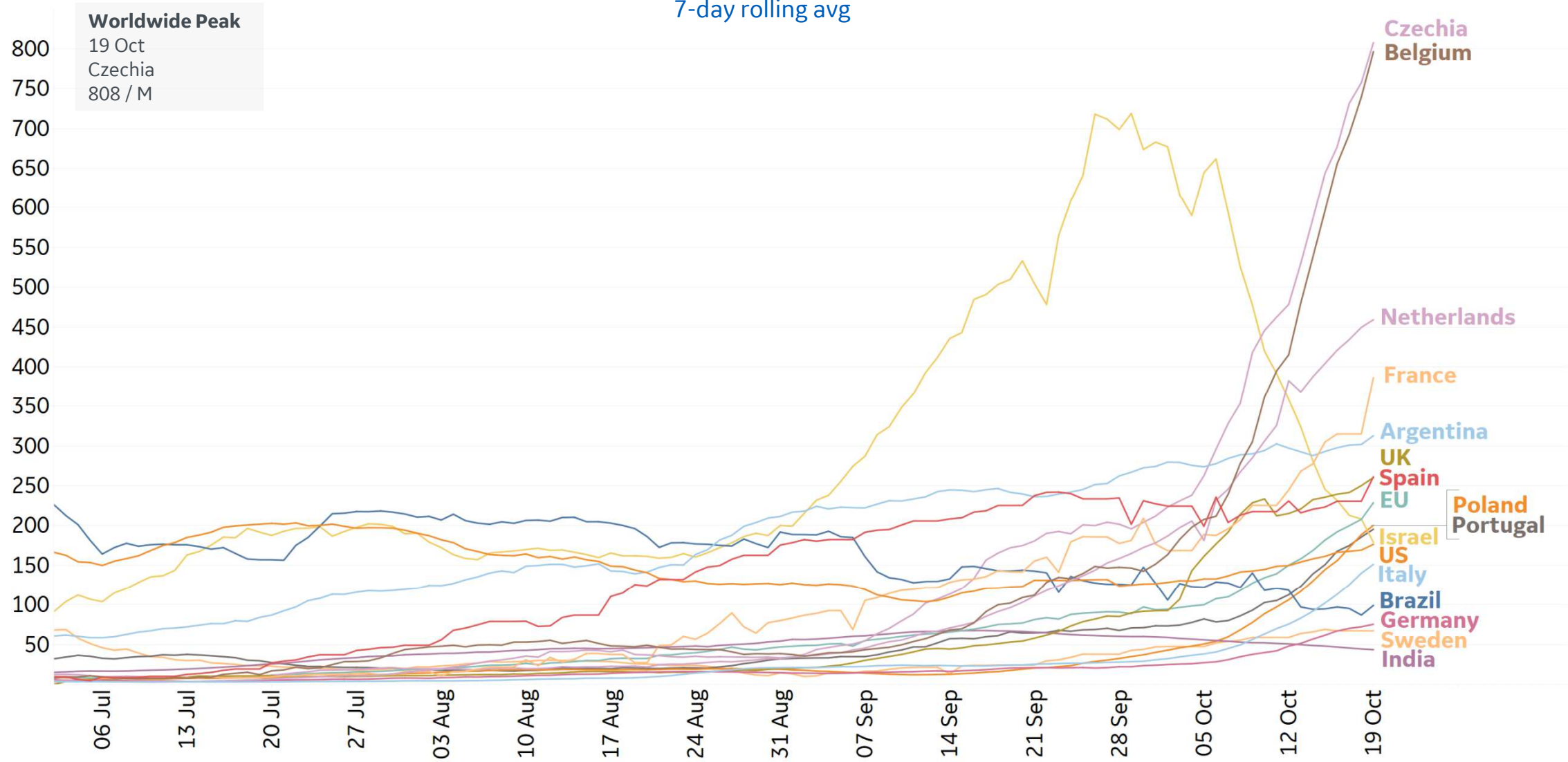
Sorted by Raw Total Deaths

N/As due to states revising and updating case counts



# New Confirmed Cases in Select Countries

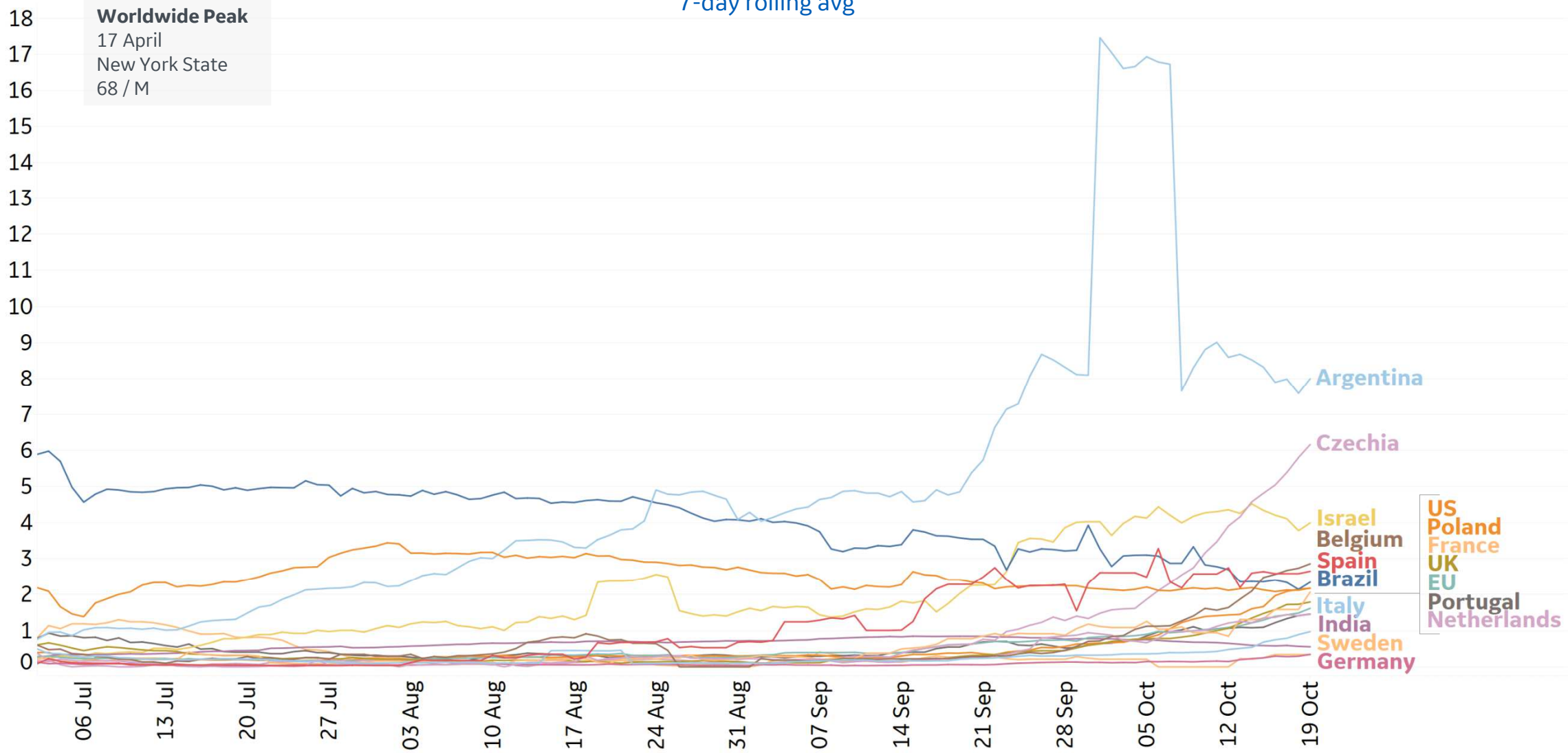
Daily New Confirmed Cases / 1M  
7-day rolling avg





# New Deaths in Select Countries

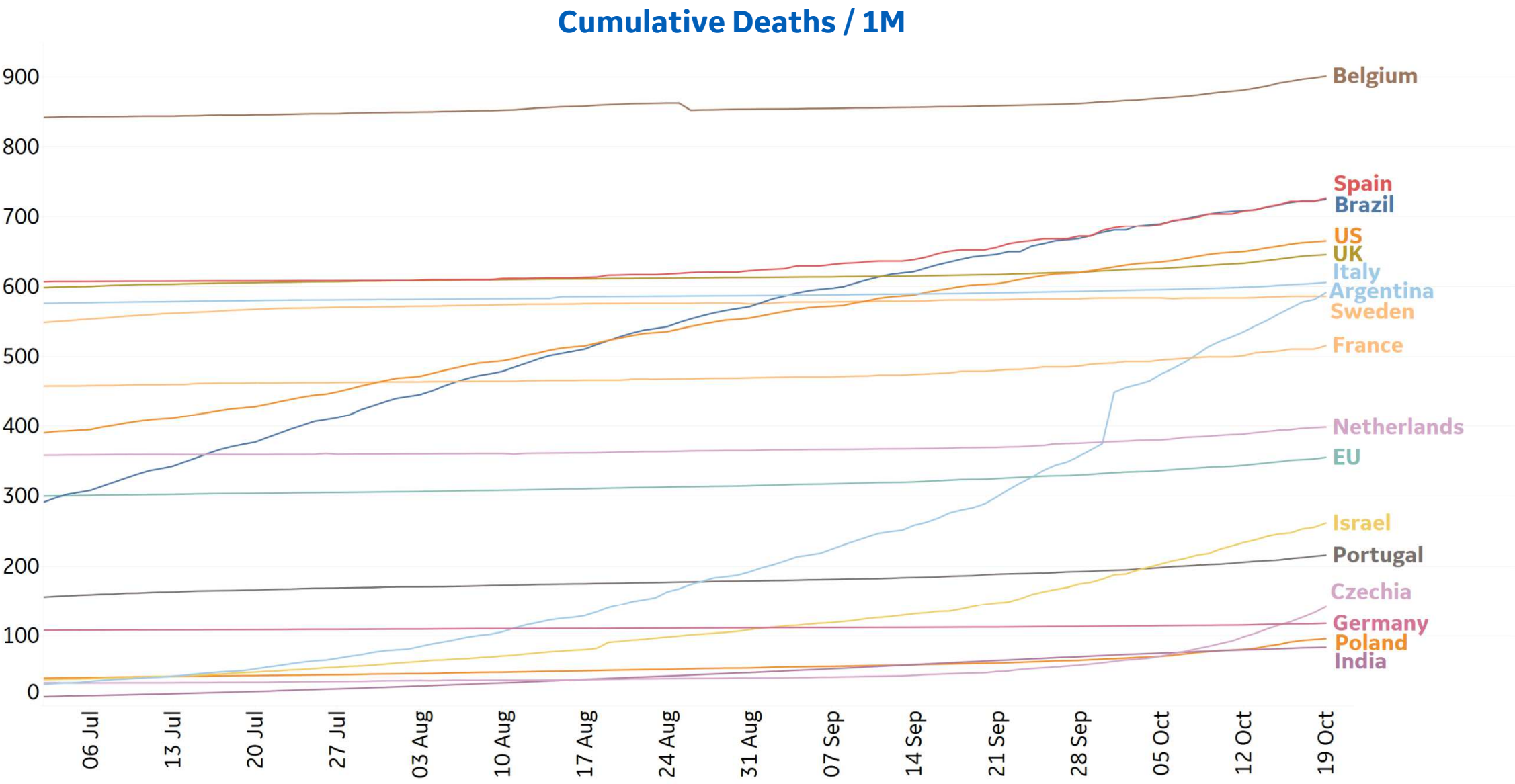
Daily New Deaths / 1M  
7-day rolling avg



\*Large jump in Argentina's daily new deaths due to batched reporting of previously unreported fatalities on 1 Oct



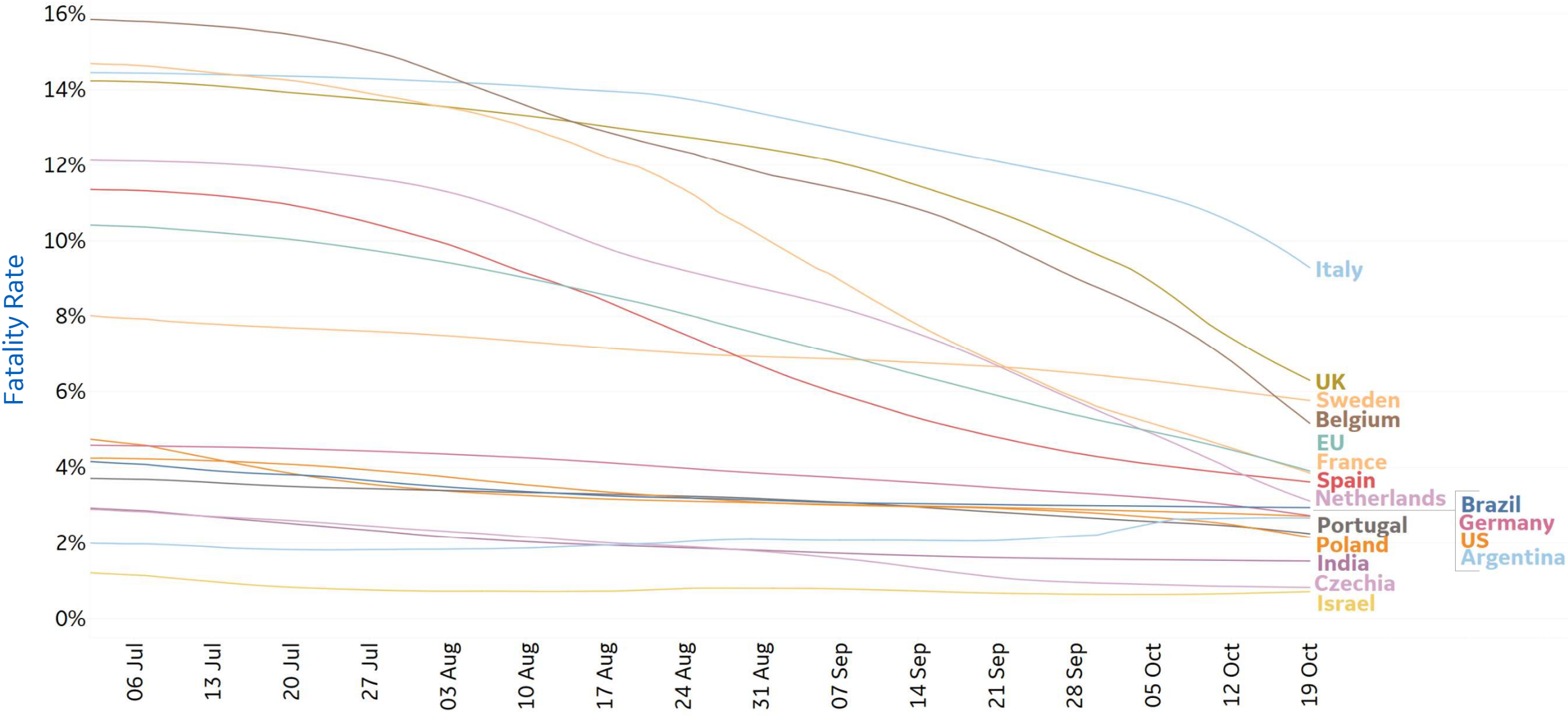
# Cumulative Deaths in Select Countries





# Fatality Rate in Select Countries

Deaths / Confirmed Cases  
7-day rolling avg



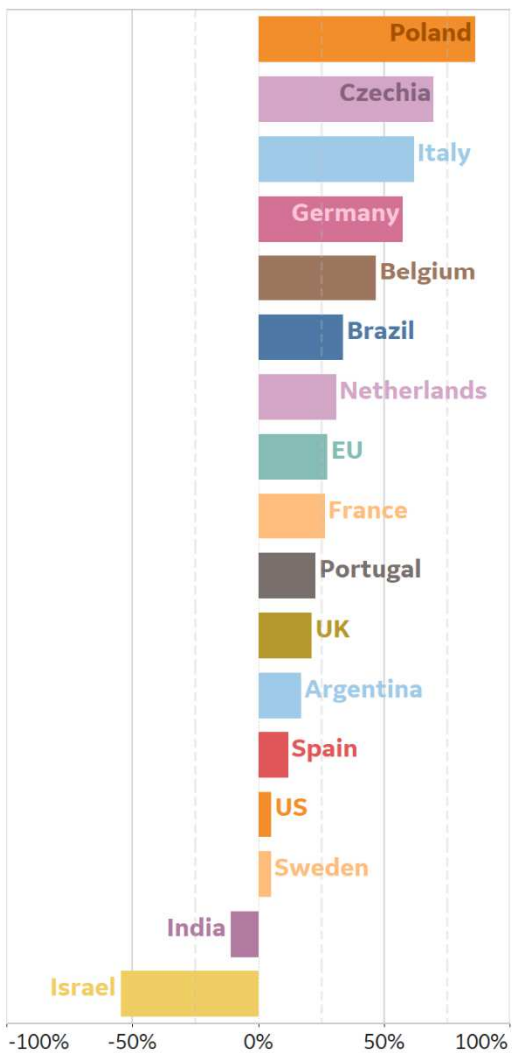


# % Change in Case Volume in Select Countries

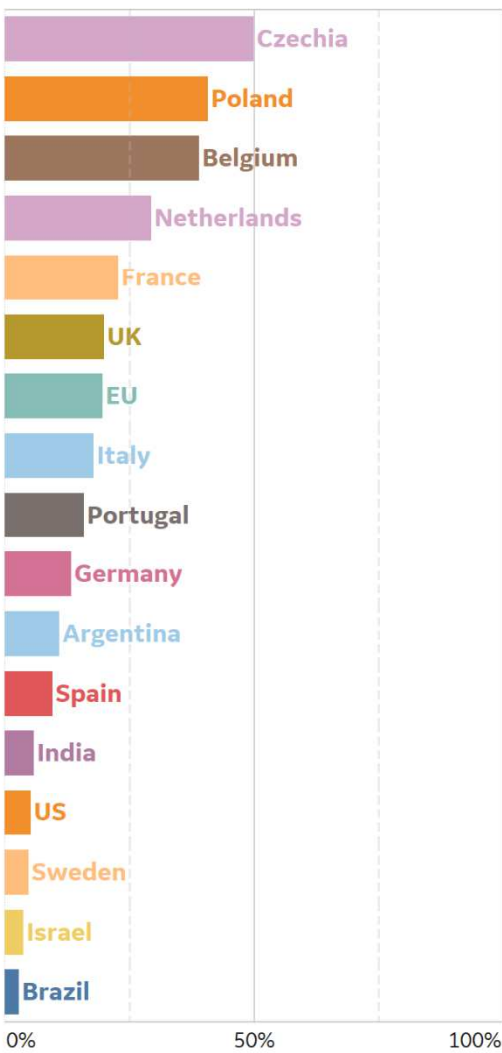
Updated 20 Oct 2020, 3:30 GMT 11

Over Previous 7 days

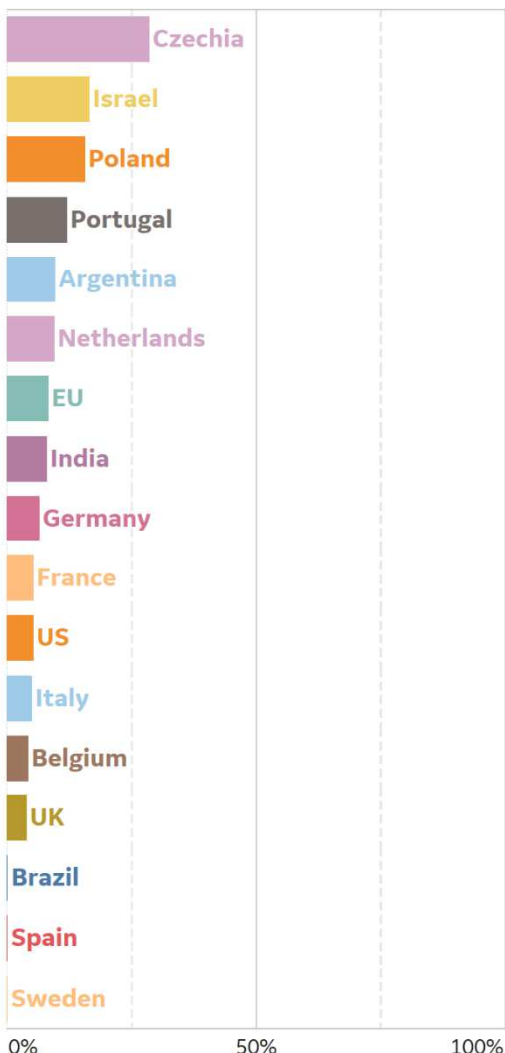
Active Cases



Confirmed Cases



Reported Recoveries



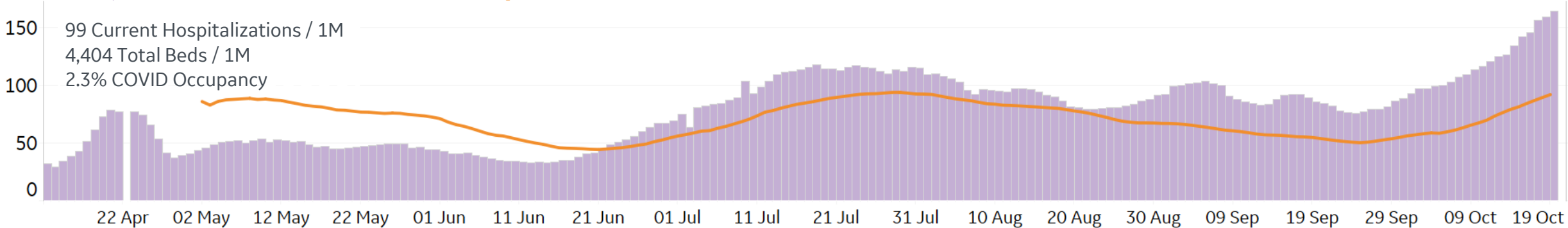
Reported Deaths



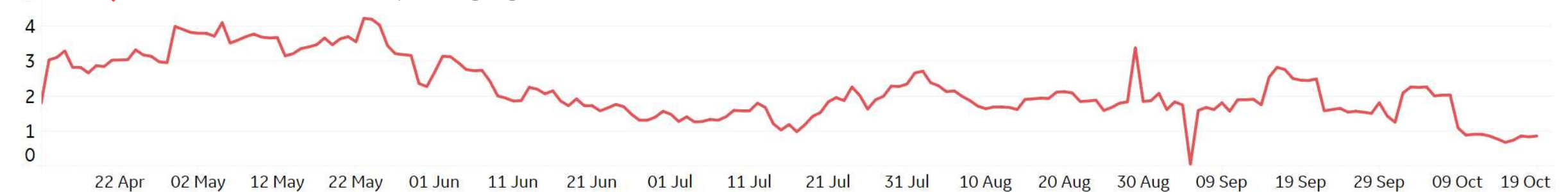


# Feature: Ohio

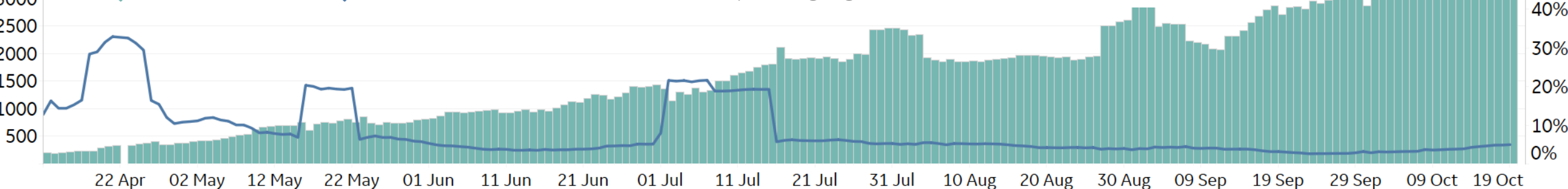
Daily New Cases / 1M & Current Hospitalizations / 1M 7-day moving avgs.



Daily New Deaths / 1M 7-day moving avg



Daily New Tests & Daily % Positive Tests over time 7-day moving avgs.

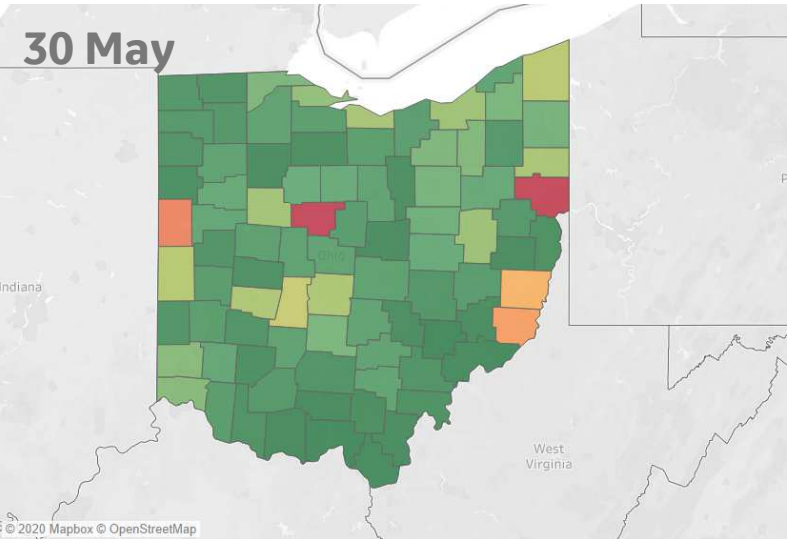




# Feature: Ohio

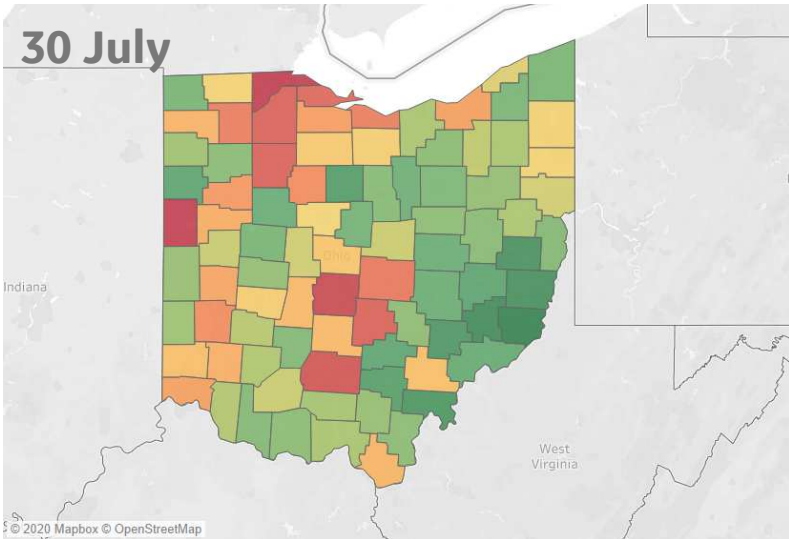


## New Confirmed Cases / 1M over previous 14 Days 14-day avg



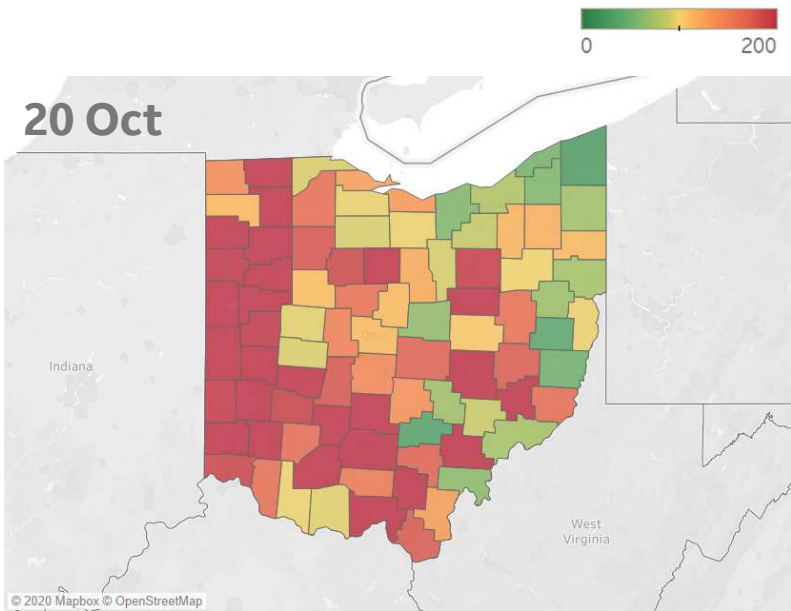
Top 10 Counties  
New Cases / 1M over previous 14 days

|                   |     |
|-------------------|-----|
| Marion County     | 232 |
| Columbiana County | 230 |
| Mercer County     | 154 |
| Monroe County     | 131 |
| Belmont County    | 117 |
| Madison County    | 86  |
| Ashtabula County  | 80  |
| Darke County      | 78  |
| Clark County      | 74  |
| Franklin County   | 73  |



Top 10 Counties  
New Cases / 1M over previous 14 days

|                  |     |
|------------------|-----|
| Mercer County    | 283 |
| Lucas County     | 218 |
| Franklin County  | 192 |
| Ross County      | 184 |
| Hancock County   | 177 |
| Fairfield County | 177 |
| Wood County      | 176 |
| Ottawa County    | 173 |
| Licking County   | 160 |
| Henry County     | 156 |



Top 10 Counties  
New Cases / 1M over previous 14 days

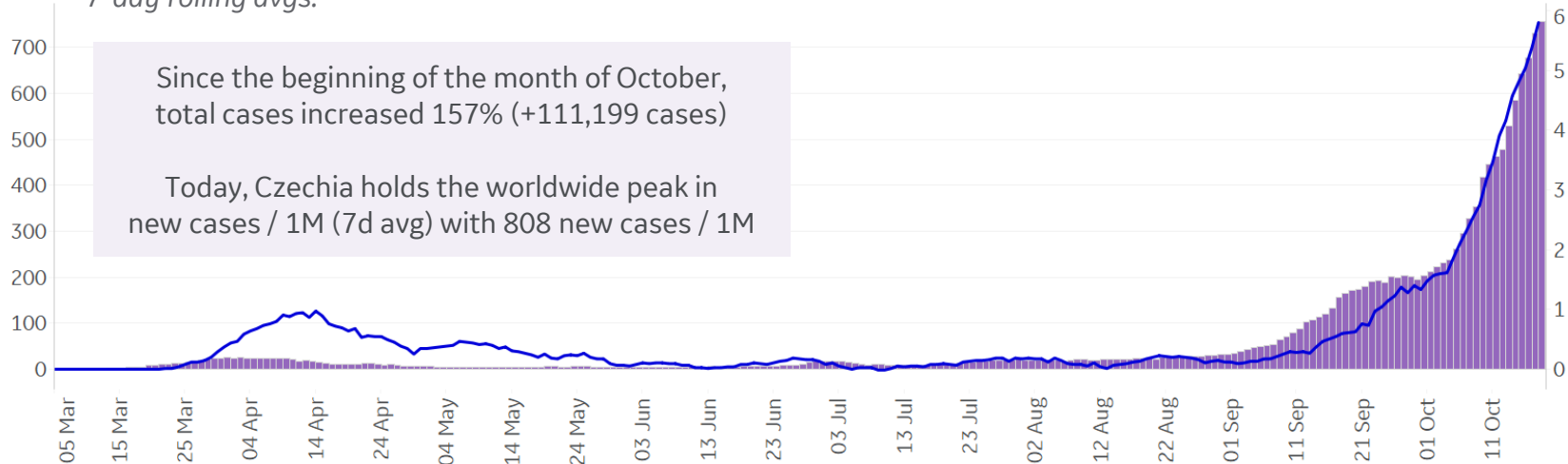
|                 |     |
|-----------------|-----|
| Putnam County   | 454 |
| Auglaize County | 404 |
| Mercer County   | 390 |
| Athens County   | 343 |
| Fayette County  | 338 |
| Ross County     | 319 |
| Allen County    | 311 |
| Noble County    | 307 |
| Jackson County  | 284 |
| Pickaway County | 283 |



# Feature: Czechia

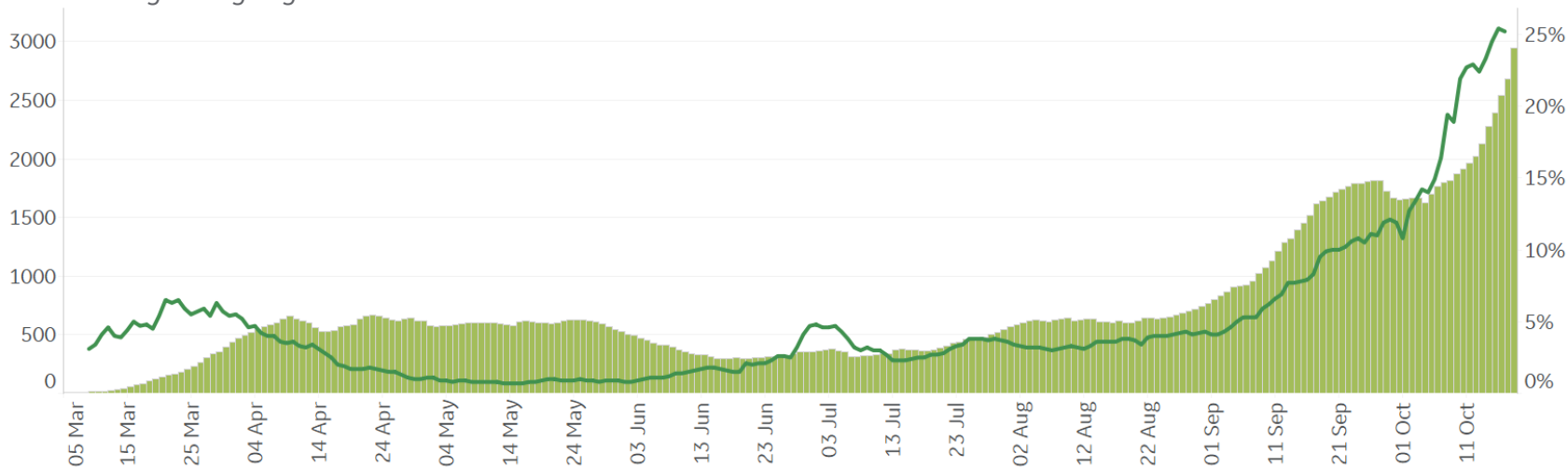
## New Confirmed Cases / 1M & New Deaths / 1M

7-day rolling avgs.



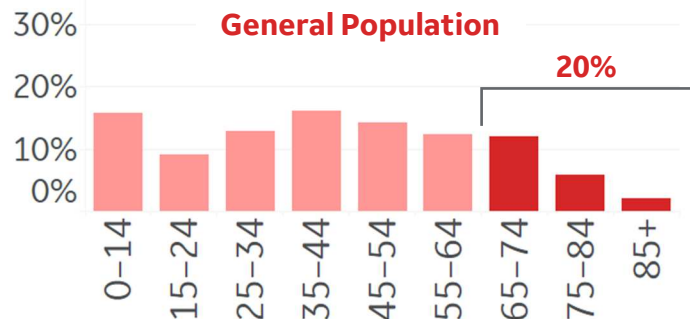
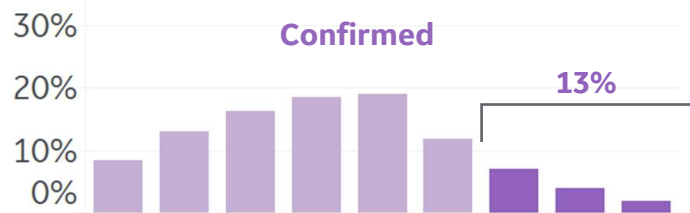
## Daily New Tests / 1M & Positivity Rate over time

7-day rolling avgs.



## Age Profiles

While only **20% of Czechia's population** is over 65 years old, this group makes up **13% of confirmed cases** and **92% of reported deaths**



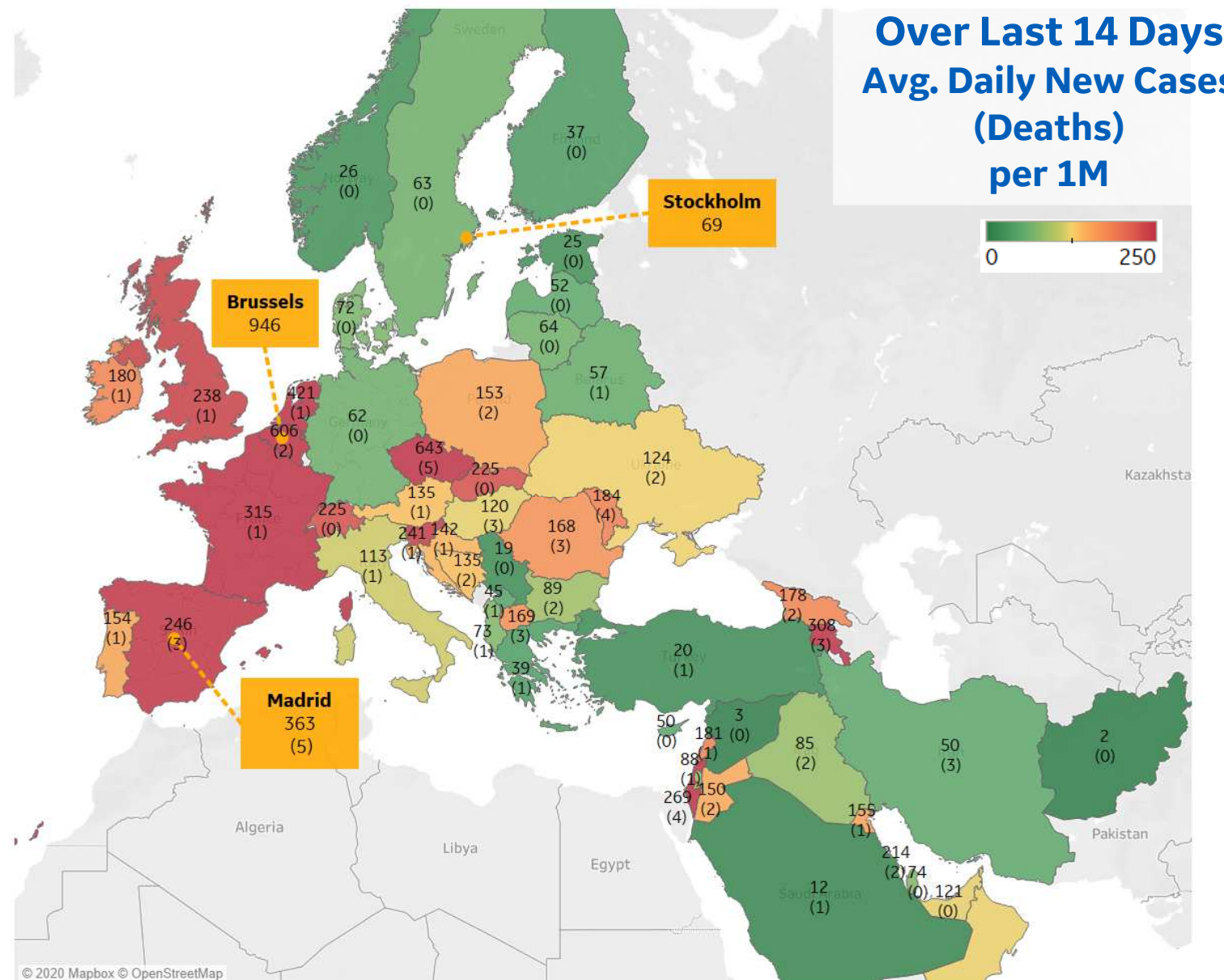


|              | Today   | Change |
|--------------|---------|--------|
| Active Cases | 4,251   | +5%    |
| Confirmed    | 240 new | +3%    |
| Deaths       | 2 new   | +0.7%  |
| Recovered    | 48 new  | +1%    |

|              | Today   | Change |
|--------------|---------|--------|
| Active Cases | 4,251   | +5%    |
| Confirmed    | 240 new | +3%    |
| Deaths       | 2 new   | +0.7%  |
| Recovered    | 48 new  | +1%    |

|             |     |
|-------------|-----|
| Czechia     | 643 |
| Belgium     | 606 |
| Netherlands | 421 |
| France      | 315 |
| Armenia     | 308 |
| Israel      | 269 |
| Spain       | 246 |
| Slovenia    | 241 |
| UK          | 238 |
| Slovakia    | 225 |

\* Excludes regions with population < 1M





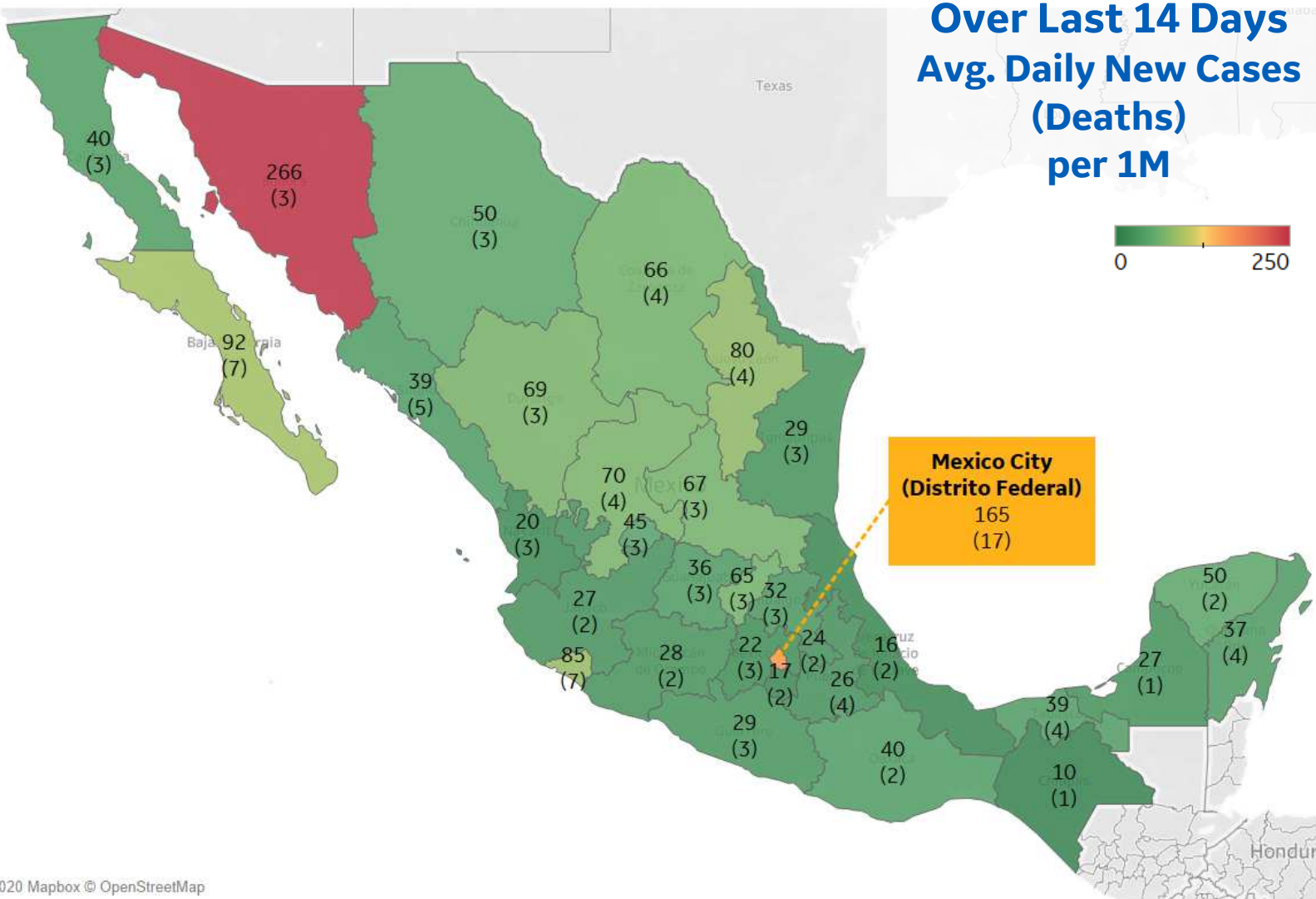
# Mexico

## Per 1M in Region

|              | Today  | Change |
|--------------|--------|--------|
| Active Cases | 317    | -7%    |
| Confirmed    | 29 new | +0.4%  |
| Deaths       | 1 new  | +0.2%  |
| Recovered    | 52 new | +1%    |

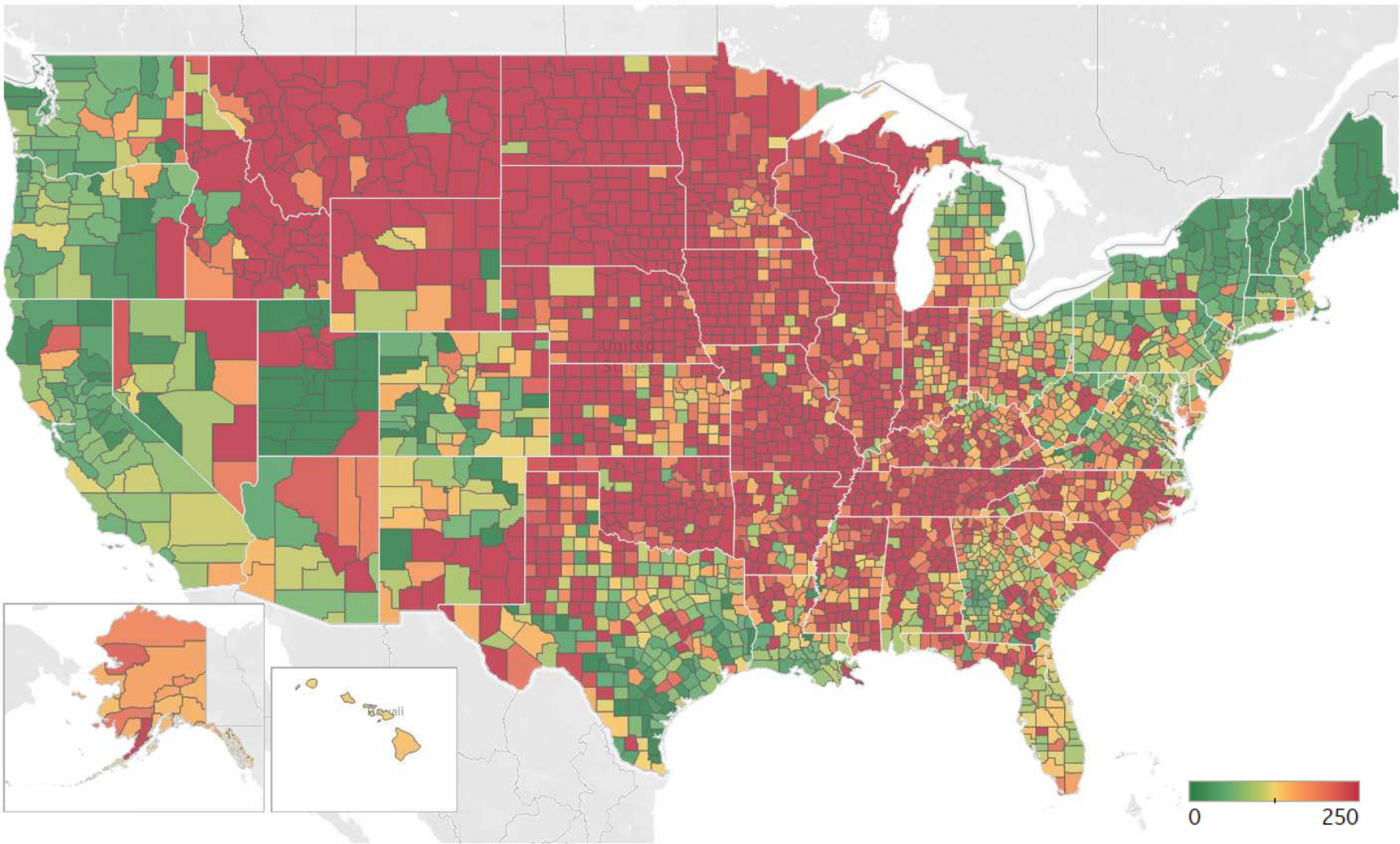
## Most Daily New Cases / 1M

|                     |     |
|---------------------|-----|
| Sonora              | 266 |
| Distrito Federal    | 165 |
| Baja California Sur | 92  |
| Colima              | 85  |
| Nuevo León          | 80  |
| Zacatecas           | 70  |
| Durango             | 69  |
| San Luis Potosí     | 67  |
| Coahuila            | 66  |
| Querétaro           | 65  |





## Over Last 14 Days...



### Top 10 by New Confirmed

Avg New Confirmed Cases / 1M

|                       |     |
|-----------------------|-----|
| Brown County, WI      | 748 |
| Lubbock County, TX    | 687 |
| El Paso County, TX    | 641 |
| Fayette County, KY    | 608 |
| Winnebago County, IL  | 563 |
| Utah County, UT       | 489 |
| Salt Lake County, UT  | 440 |
| St. Joseph County, IN | 409 |
| Douglas County, NE    | 393 |
| Milwaukee County, WI  | 367 |

### Top 10 by New Deaths

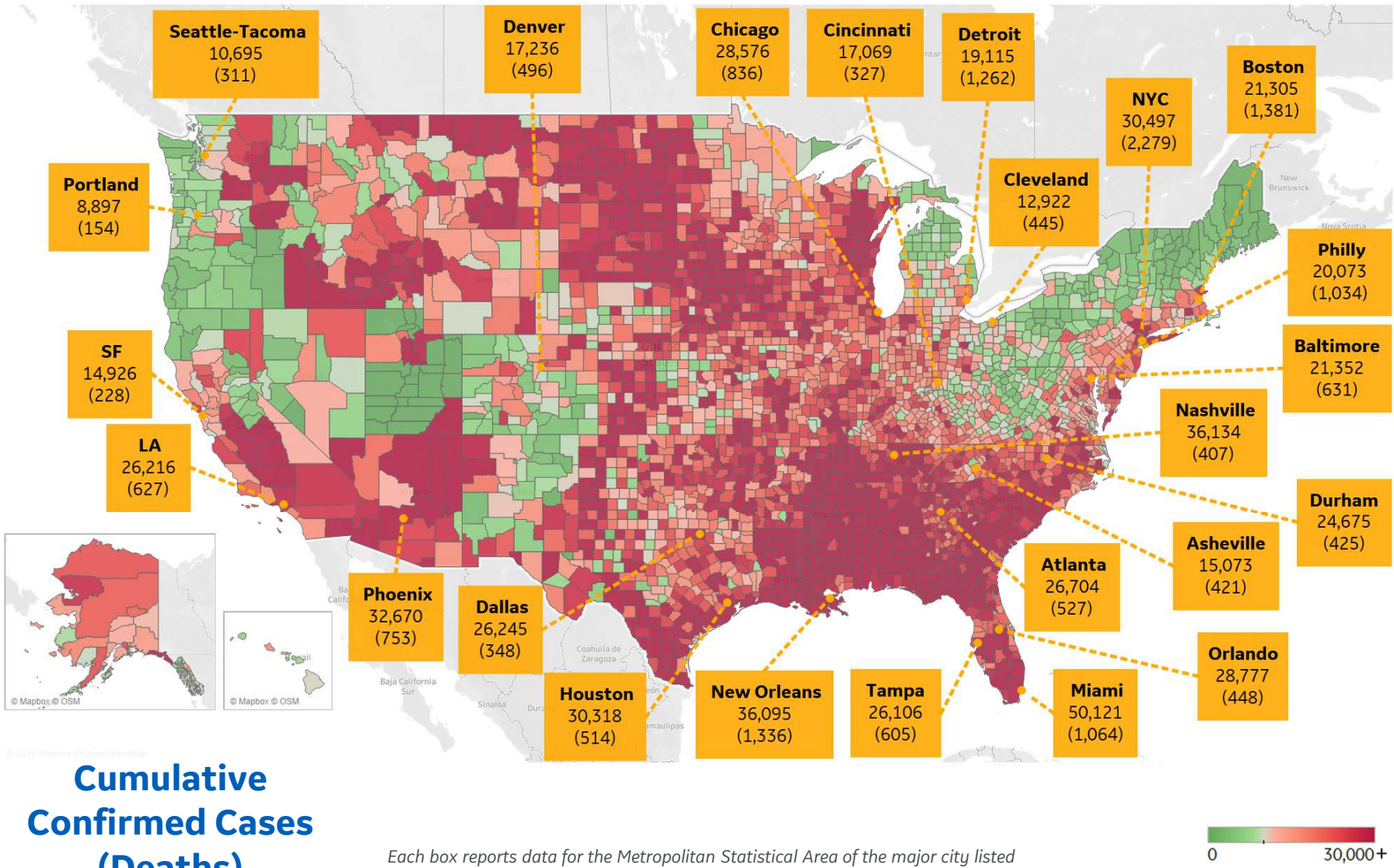
Avg New Deaths / 1M

|                       |    |
|-----------------------|----|
| Hidalgo County, TX    | 11 |
| Greene County, MO     | 10 |
| St. Joseph County, IN | 8  |
| Sarasota County, FL   | 8  |
| Cameron County, TX    | 7  |
| Pulaski County, AR    | 6  |
| Volusia County, FL    | 6  |
| Duval County, FL      | 6  |
| Marion County, FL     | 6  |
| Escambia County, FL   | 6  |

**Note:** Includes counties  $\geq$  250K population



# US by County & Metro, Cumulative to Date



## Top 25 Counties

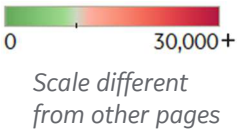
Cumulative Confirmed Cases / 1M

|                        |        |
|------------------------|--------|
| Miami-Dade County, FL  | 65,782 |
| Nueces County, TX      | 57,978 |
| Cameron County, TX     | 56,028 |
| Webb County, TX        | 53,023 |
| Rockland County, NY    | 52,816 |
| Lubbock County, TX     | 50,314 |
| Brown County, WI       | 50,090 |
| Yakima County, WA      | 46,689 |
| Davidson County, TN    | 42,932 |
| Jefferson Parish, LA   | 42,447 |
| Broward County, FL     | 41,621 |
| Westchester County, NY | 40,876 |
| Escambia County, FL    | 40,830 |
| Charleston County, SC  | 40,503 |
| Utah County, UT        | 40,133 |
| Richland County, SC    | 40,052 |
| Passaic County, NJ     | 39,910 |
| El Paso County, TX     | 39,710 |
| Leon County, FL        | 39,669 |
| Hidalgo County, TX     | 39,345 |
| Milwaukee County, WI   | 37,257 |
| Kern County, CA        | 37,156 |
| McLennan County, TX    | 36,750 |
| Tulare County, CA      | 36,723 |
| Polk County, IA        | 36,690 |

Note: Includes counties ≥ 250K population

\* New York City counties aggregated into one reporting area

Cumulative  
Confirmed Cases  
(Deaths)  
per 1M





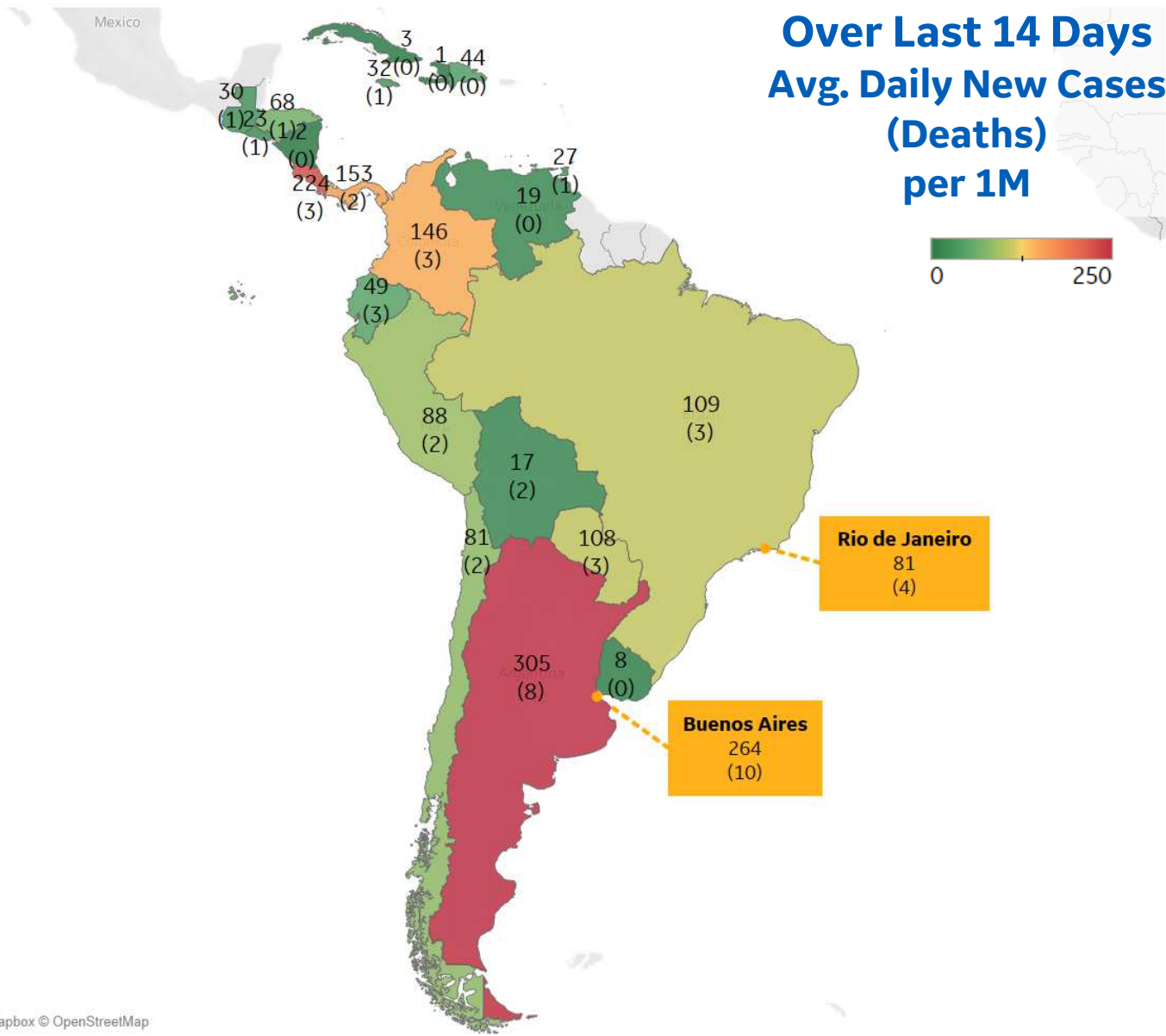
## Per 1M in Region

|              | Today   | Change |
|--------------|---------|--------|
| Active Cases | 2,088   | +3%    |
| Confirmed    | 106 new | +0.6%  |
| Deaths       | 2 new   | +0.4%  |
| Recovered    | 48 new  | +0.3%  |

## Most Daily New Cases / 1M

|            |     |
|------------|-----|
| Argentina  | 305 |
| Costa Rica | 224 |
| Panama     | 153 |
| Colombia   | 146 |
| Brazil     | 109 |
| Paraguay   | 108 |
| Peru       | 88  |
| Chile      | 81  |
| Honduras   | 68  |
| Ecuador    | 49  |

\* Excludes regions with population < 1M





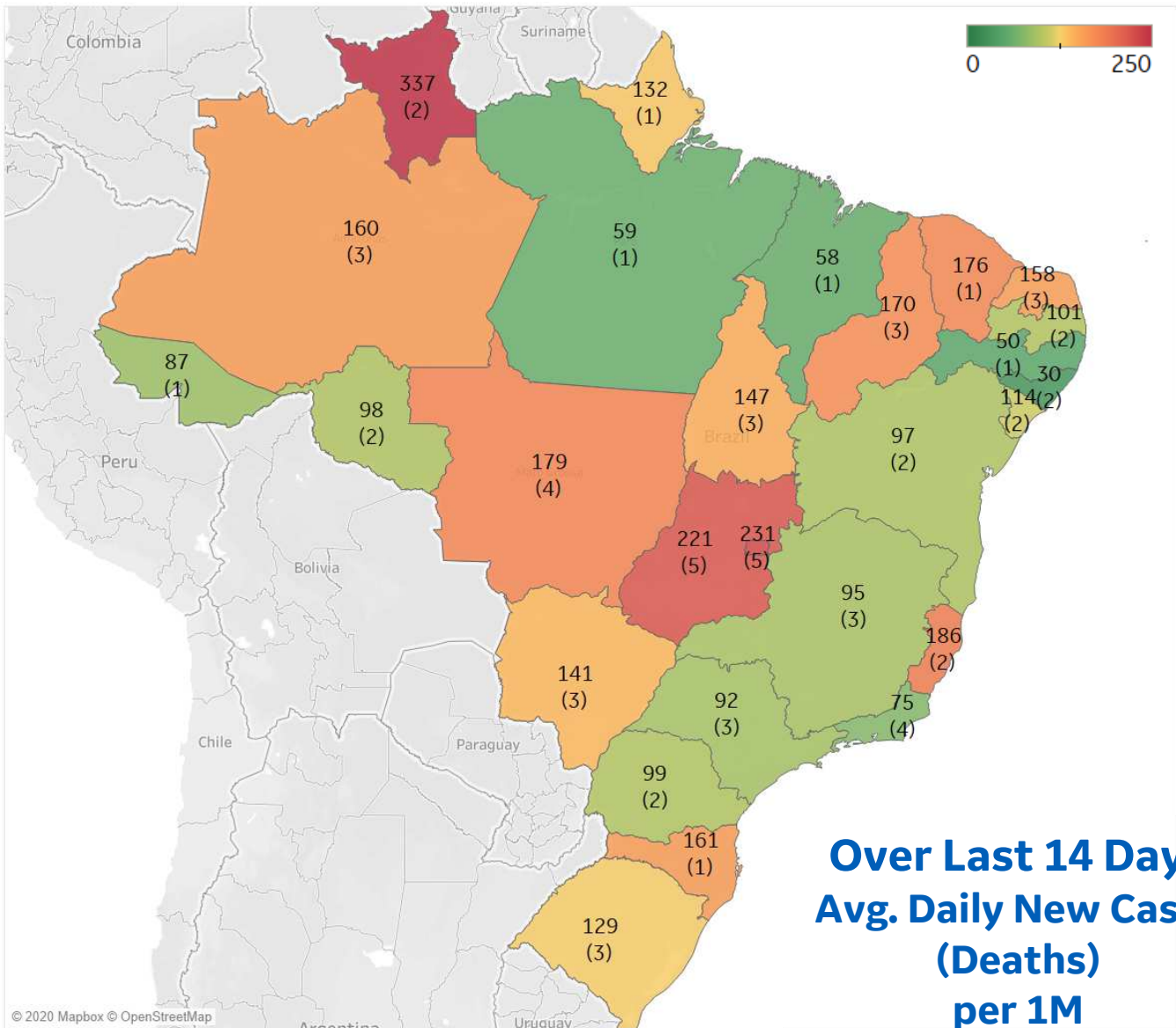
## Per 1M in Region

|              | Today   | Change |
|--------------|---------|--------|
| Active Cases | 2,682   | +5%    |
| Confirmed    | 124 new | +1%    |
| Deaths       | 2 new   | +0.3%  |
| Recovered    | 0 new   | +0%    |

## Most Daily New Cases / 1M

|                  |     |
|------------------|-----|
| Distrito Federal | 231 |
| Goiás            | 221 |
| Espírito Santo   | 186 |
| MatoGrosso       | 179 |
| Ceará            | 176 |
| Piauí            | 170 |
| Santa Catarina   | 161 |
| Amazonas         | 160 |
| Rio Grande do .. | 158 |
| Tocantins        | 147 |

\* Excludes regions with population < 1M





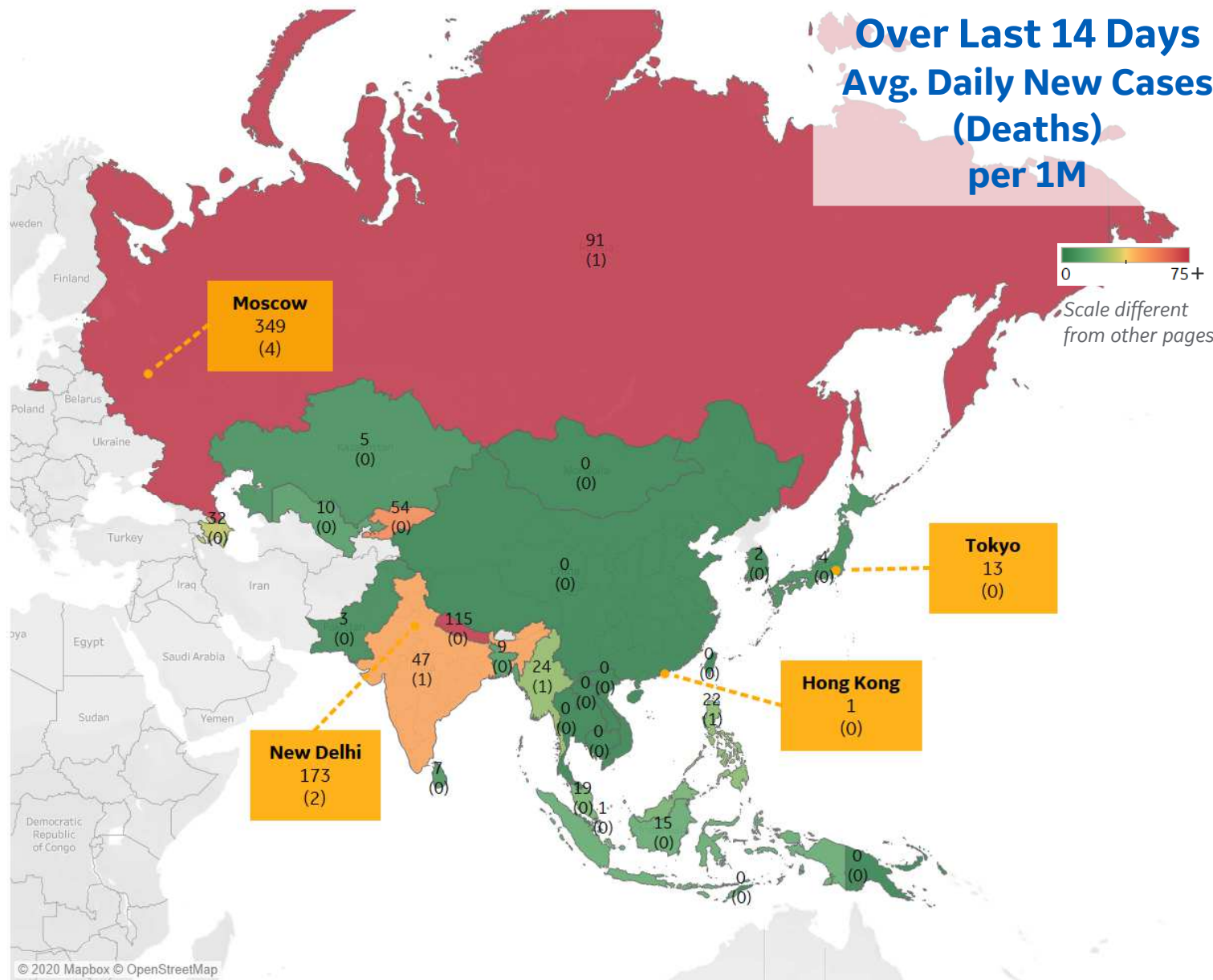
## Per 1M in Region

|              | Today   | Change |
|--------------|---------|--------|
| Active Cases | 310     | -1%    |
| Confirmed    | 18 new  | +1%    |
| Deaths       | 0.2 new | +0.5%  |
| Recovered    | 19 new  | +1%    |

## Most Daily New Cases / 1M

|             |     |
|-------------|-----|
| Nepal       | 115 |
| Russia      | 91  |
| Kyrgyzstan  | 54  |
| India       | 47  |
| Azerbaijan  | 32  |
| Myanmar     | 24  |
| Philippines | 22  |
| Malaysia    | 19  |
| Indonesia   | 15  |
| Uzbekistan  | 10  |

\* Excludes regions with population < 1M





Per 1M in Region

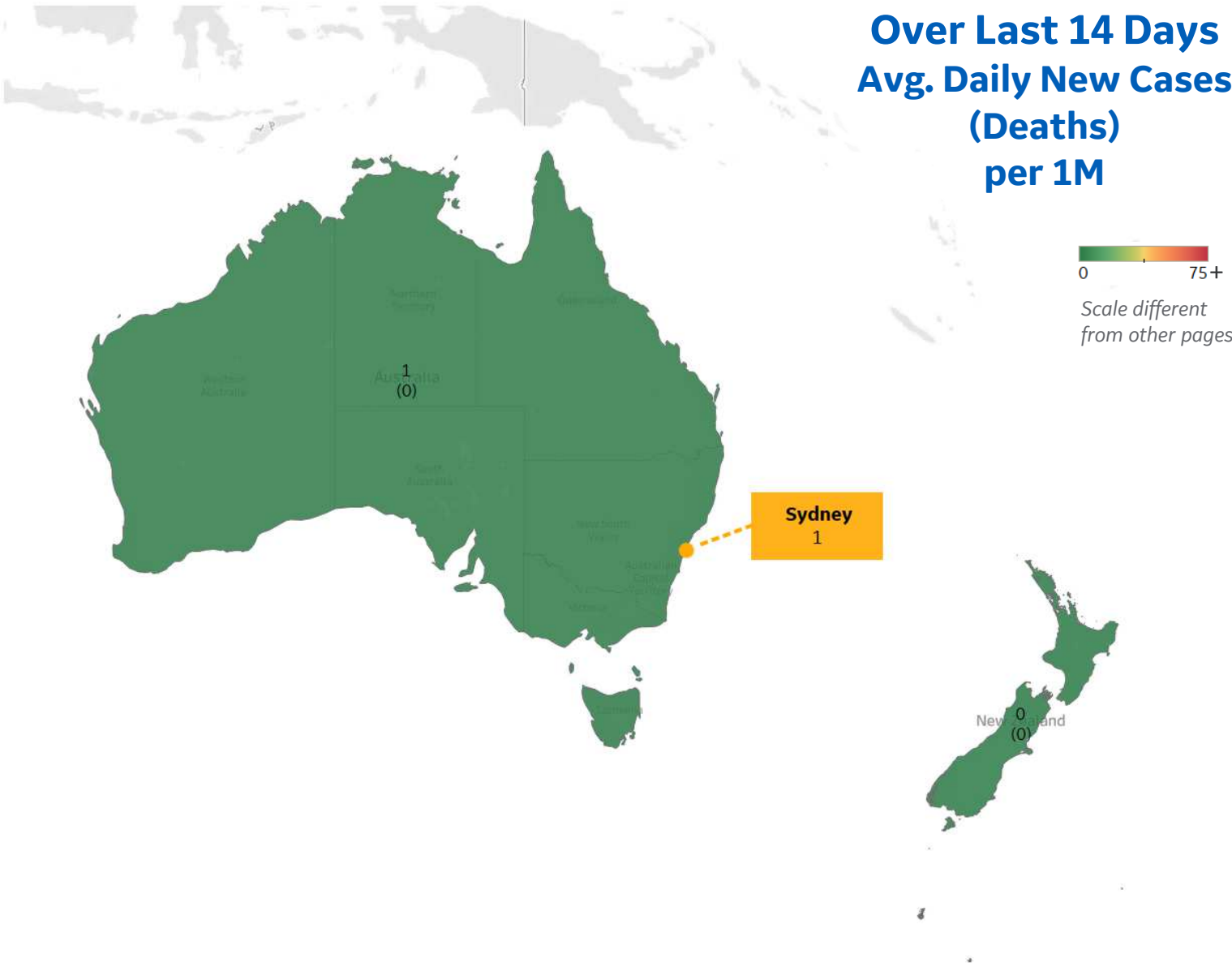
|              | Today | Change |
|--------------|-------|--------|
| Active Cases | 46    | +0%    |
| Confirmed    | 0 new | +0%    |
| Deaths       | 0 new | +0%    |
| Recovered    | 0 new | +0%    |

Most Daily New Cases / 1M

|             |   |
|-------------|---|
| Australia   | 1 |
| New Zealand | 0 |

\* Excludes regions with population < 1M

Over Last 14 Days  
Avg. Daily New Cases  
(Deaths)  
per 1M





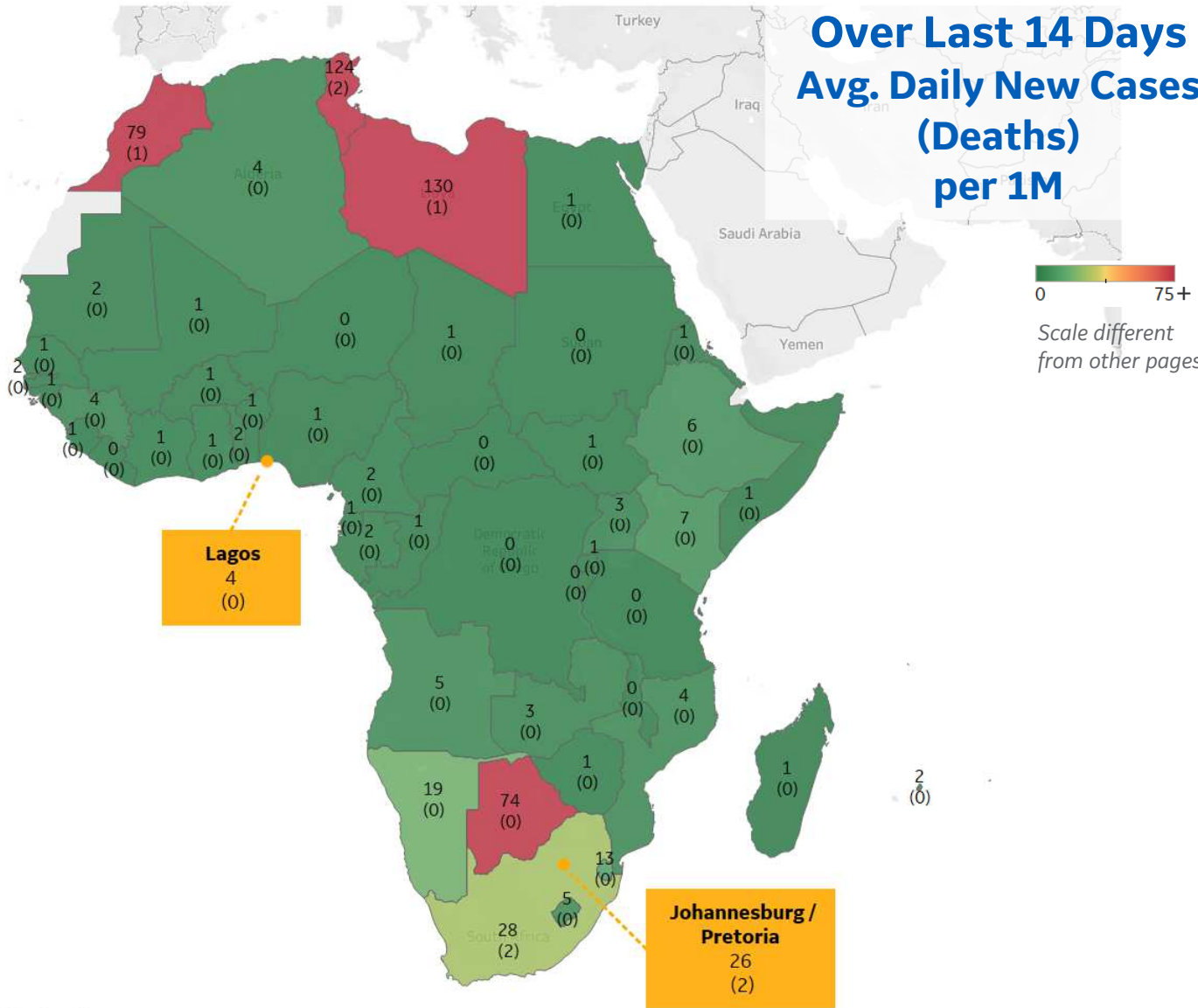
## Per 1M in Region

|              | Today   | Change |
|--------------|---------|--------|
| Active Cases | 192     | +2%    |
| Confirmed    | 7 new   | +0.6%  |
| Deaths       | 0.1 new | +0.5%  |
| Recovered    | 4 new   | +0.4%  |

## Most Daily New Cases / 1M

|              |     |
|--------------|-----|
| Libya        | 130 |
| Tunisia      | 124 |
| Morocco      | 79  |
| Botswana     | 74  |
| South Africa | 28  |
| Namibia      | 19  |
| Eswatini     | 13  |
| Kenya        | 7   |
| Ethiopia     | 6   |
| Lesotho      | 5   |

\* Excludes regions with population < 1M





\*\* Per 1M = Per 1 Million Population unless otherwise noted

**Johns Hopkins Coronavirus Resource Center:**

<https://coronavirus.jhu.edu/map.html>

**Worldometer Coronavirus Reporting:**

<https://www.worldometers.info/coronavirus/>

**Public Health England:**

<https://www.gov.uk/government/publications/covid-19-track-coronavirus-cases>

**US Department of Homeland Security, Homeland Infrastructure Foundation-Level Data:**

<https://hifld-geoplatform.opendata.arcgis.com/datasets/hospitals>

**City of New York, NYC Health:**

<https://www1.nyc.gov/site/doh/covid/covid-19-data.page>

**Chicago Coronavirus Latest Data:**

<https://www.chicago.gov/city/en/sites/covid-19/home/latest-data.html>

**National Health Commission of the PRC:**

<http://www.nhc.gov.cn/xcs/yqtb/202003/bf66696029ba420098164607240074f8.shtml>

**Korean Centers for Disease Control and Prevention:**

[http://www.cdc.go.kr/cdc\\_eng/](http://www.cdc.go.kr/cdc_eng/)

**CDC, Severe Outcomes Among Patients with Coronavirus Disease 2019 (COVID-19):**

<https://www.cdc.gov/mmwr/volumes/69/wr/mm6912e2.htm>

**Italian Department of Civil Protection, COVID Monitoring:**

<http://opendatadpc.maps.arcgis.com/apps/opsdashboard/index.html#/b0c68bce2cce478eaac82fe38d4138b1>

**The COVID Tracking Project:**

<https://covidtracking.com/data/>

**UK Office for National Statistics**

<https://www.ons.gov.uk/peoplepopulationandcommunity/birthsdeathsandmarriages/deaths/bulletins/deathsregisteredweeklyinenglandandwalesprovisional/weekending24april2020>

**COVID-19 Information for Switzerland:**

<https://www.corona-data.ch/>

**The COVID Tracking Project**

<https://covidtracking.com/data/api>

**European Centre for Disease Prevention and Control**

<https://www.ecdc.europa.eu/en/publications-data/download-data-hospital-and-icu-admission-rates-and-current-occupancy-covid-19>

**Provincial Health Services Authority of Canada. BC Center for Disease Control:**

<http://www.bccdc.ca/about/news-stories/stories/2020/information-on-novel-coronavirus>

**Secretary of Health, Mexico:**

<https://www.gob.mx/salud/en>

**OECD Economic Outlooks, Statistics:**

[https://www.oecd-ilibrary.org/economics/data/oecd-economic-outlook-statistics-and-projections\\_eo-data-en](https://www.oecd-ilibrary.org/economics/data/oecd-economic-outlook-statistics-and-projections_eo-data-en)

**Public Health Authority of Sweden:**

<https://www.folkhalsomyndigheten.se/smittskydd-beredskap/utbrott/aktuella-utbrott/covid-19/bekraftade-fall-i-sverige>

**National Public Health Agency of France:**

<https://www.santepubliquefrance.fr/regions/ile-de-france/documents/bulletin-regional/2020/covid-19-point-epidemiologique-en-ile-de-france-du-23-avril-2020>

**Florida Department of Health, COVID-19 Response:**

<https://floridahealthcovid19.gov>

**CDC:**

<https://www.cdc.gov/covid-data-tracker/index.html#demographics>

**CDC Provisional COVID19 Deaths Counts**

<https://data.cdc.gov/NCHS/Provisional-COVID-19-Death-Counts-by-Sex-Age-and-S/9bhg-hcku>

**Johns Hopkins Coronavirus Resource Center:**

<https://coronavirus.jhu.edu/map.html>

**WHO Europe, Surveillance Report:**

<http://www.euro.who.int/en/health-topics/health-emergencies/coronavirus-covid-19/weekly-surveillance-report>

**WHO Europe, Principles for Transition:**

<http://www.euro.who.int/en/media-centre/sections/statements/2020/statement-transition-to-a-new-normal-during-the-covid-19-pandemic-must-be-guided-by-public-health-principles>

**Population Pyramid:**

<https://www.populationpyramid.net/czech-republic/2019/>

**COVID-19 in Czech Republic:**

<https://onemocneni-aktualne.mzcr.cz/covid-19/prehledy-khs>