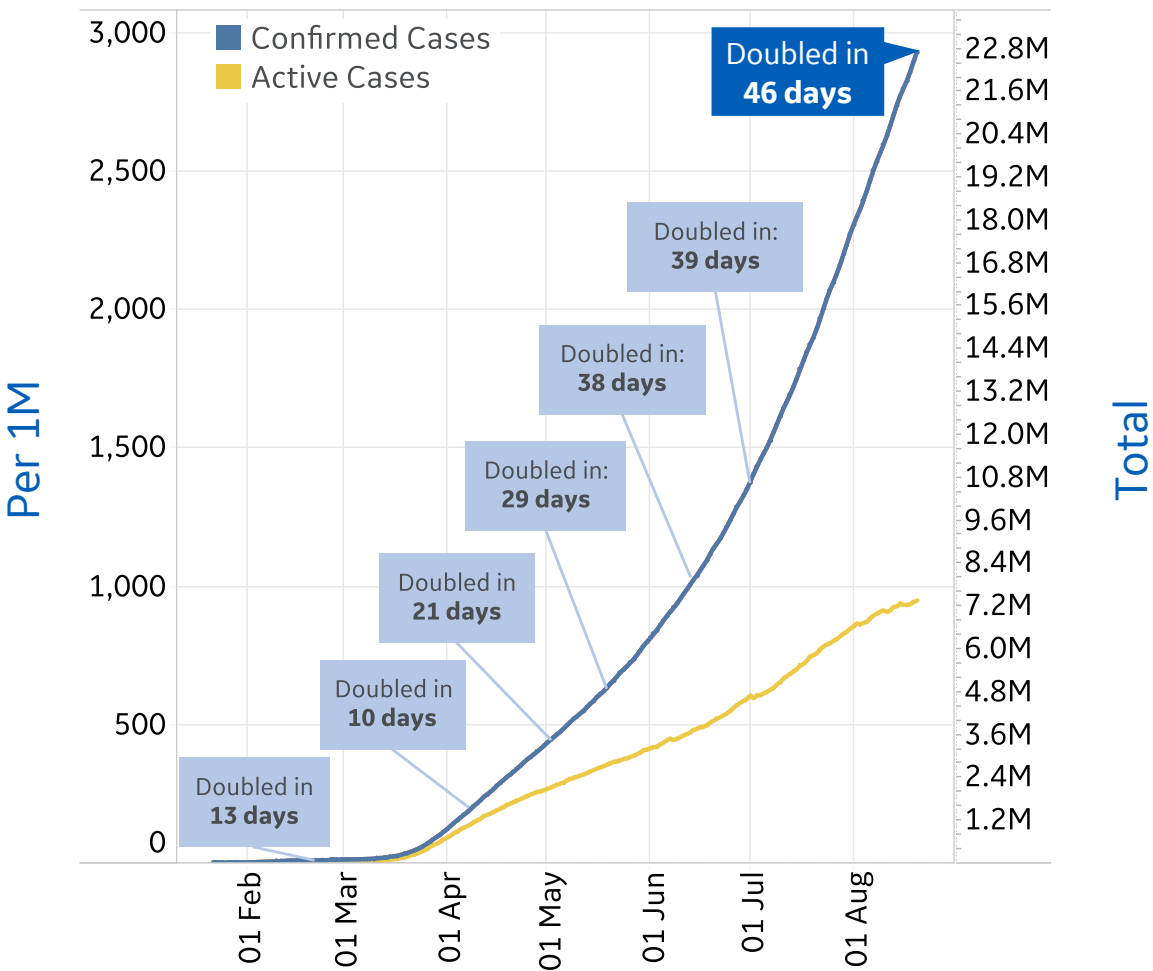




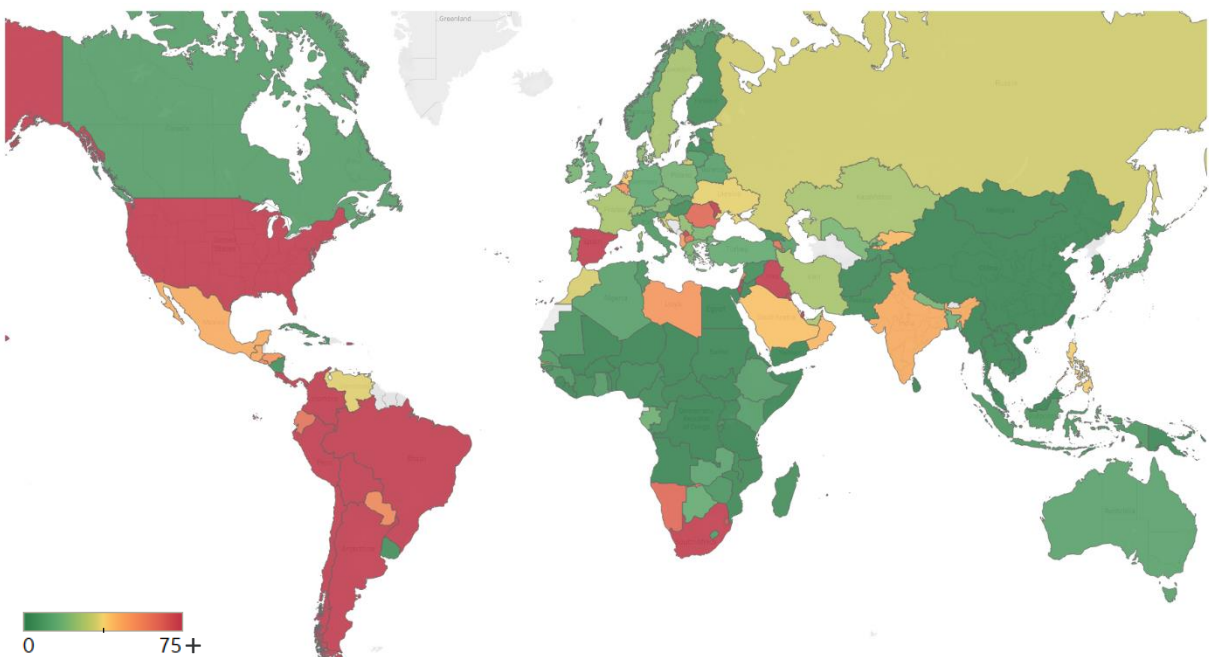
Global Confirmed & Active Cases

Trend since 22 Jan



Avg. Daily New Cases / 1M

Over the last 14 days



Per 1M:	Today		Change
Active Today	948		+1%
Active	7	new	+1%
Confirmed	34	new	+1%
Deaths	1	new	+1%
Recovered	26	new	+1%

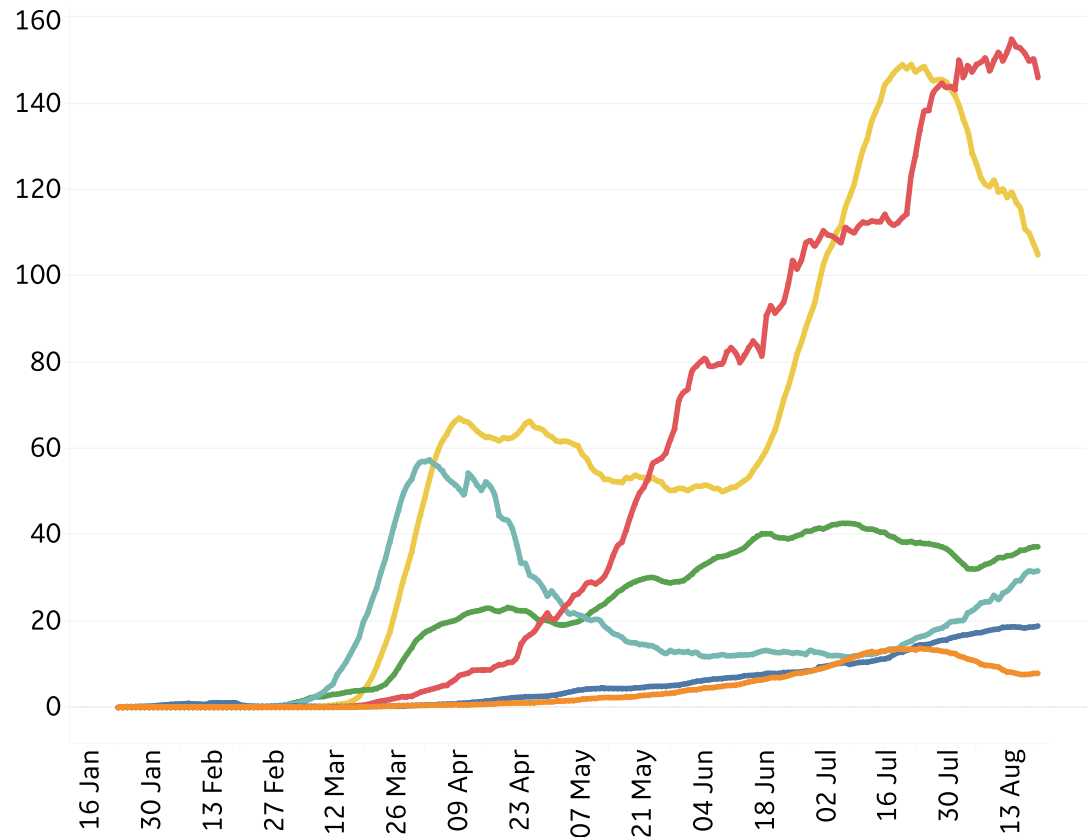


New Confirmed Cases & New Deaths

Key North America Europe Middle East Central/South America Asia Africa

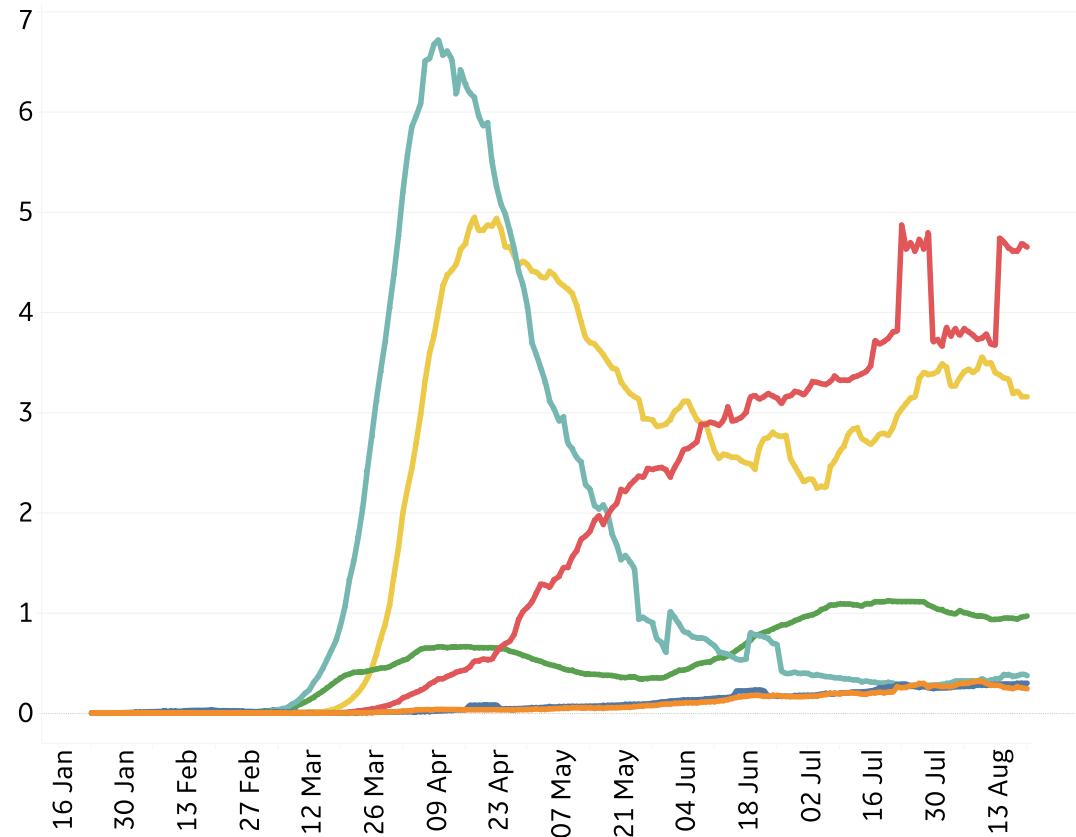
New Confirmed Cases / 1M

7-day rolling average



New Deaths / 1M

7-day rolling average





Top 50 Countries: Per 1M

1 - 25	Today		Total Since 22 Jan			Change from 14d Ago in 14 day avg of daily new	
	New Confirmed	New Deaths	Total Confirmed	Total Recovered	Total Deaths	Confirmed	Deaths
Belgium	60	1	6,918	1,564	861	14%	135%
Peru	276	5	16,936	11,547	814	22%	131%
Spain	151	0	8,083	3,216	616	71%	341%
UK	18	0	4,776	N/A*	611	30%	-28%
Italy	14	0	4,236	3,385	586	79%	143%
Sweden	40	0	8,497	N/A*	575	20%	-57%
Chile	95	5	20,498	19,149	558	-10%	-26%
Brazil	213	6	16,475	13,381	528	-6%	-4%
US	133	3	16,839	5,882	526	-18%	-5%
France	0	0	3,930	1,290	466	72%	2%
Mexico	53	5	4,218	3,434	458	-12%	0%
Panama	23	4	19,434	13,714	427	-15%	-26%
Bolivia	87	6	9,086	3,522	369	-7%	-21%
Netherlands	36	1	3,901	27	363	94%	180%
Ireland	26	0	5,605	4,732	360	139%	60%
Ecuador	59	3	5,980	4,969	351	21%	-26%
Colombia	227	4	10,096	6,665	318	19%	0%
EU	35	0	3,816	2,016	311	50%	46%
Armenia	89	1	14,281	11,972	282	-32%	-24%
North Macedo..	57	1	6,333	4,681	266	4%	-49%
Iran	27	2	4,197	3,622	241	-10%	-21%
Switzerland	31	0	4,509	3,917	231	38%	30%
Kyrgyzstan	28	0	6,515	5,439	230	-48%	-78%
Moldova	129	2	7,917	5,425	228	17%	-15%
South Africa	65	3	10,116	8,383	213	-53%	-14%

26 - 50	Today		Total Since 22 Jan			Change from 14d Ago in 14 day avg of daily new	
	New Confirmed	New Deaths	Total Confirmed	Total Recovered	Total Deaths	Confirmed	Deaths
Kosovo	0	0	6,256	3,979	211	-42%	-37%
Portugal	29	0	5,393	3,949	175	9%	18%
Romania	70	2	3,897	1,778	164	3%	34%
Honduras	53	1	5,333	816	163	-20%	-60%
Bos. and Herz.	103	2	5,190	3,317	157	-8%	19%
Iraq	99	2	4,793	3,411	154	36%	1%
Argentina	182	4	7,100	5,170	144	16%	46%
Guatemala	62	2	3,683	3,034	140	-4%	-21%
Dom. Rep.	81	0	8,205	5,322	139	-34%	8%
Oman	32	1	16,404	15,350	119	-62%	-15%
Kuwait	146	0	18,444	16,542	119	7%	-17%
Russia	33	1	6,440	5,166	110	-9%	-13%
Bahrain	207	1	28,387	26,227	105	11%	5%
Saudi Arabia	37	1	8,731	7,913	102	-17%	17%
El Salvador	38	1	3,695	1,782	99	-16%	-10%
Israel	188	2	11,507	8,616	92	-7%	63%
Kazakhstan	14	0	5,543	4,682	75	-61%	-25%
Qatar	93	0	40,341	39,195	67	7%	7%
Belarus	16	1	7,403	7,189	66	-20%	-23%
Costa Rica	131	2	6,100	1,951	65	26%	11%
UAE	47	0	6,653	5,880	37	3%	25%
West Bank an..	84	0	3,937	2,338	26	26%	12%
Gabon	0	0	3,738	2,972	24	-56%	-50%
Singapore	12	0	9,589	9,080	5	-72%	N/A
Total World	34	1	2,928	1,877	102	0%	5%

*Change from 14d ago:
Compares 14d-avgs. of Daily New Cases/Deaths
today with 14d-avgs. from 14d ago

Confirmed Cases in **Netherlands** increased 6% in the last 7 days

Sorted by Total Deaths / 1M
Top 50 countries selected by Cases / 1M
Excluded countries with population < 1M

N/A* due to inconsistent reporting of Recovered Cases



Top 50 Countries: Raw Volume



1 - 25

	Today		Total Since 22 Jan			Change from 14d Ago [*] in 14 day avg of daily new	
	New Confirmed	New Deaths	Total Confirmed	Total Recovered	Total Deaths	Confirmed	Deaths
US	44,023	1,078	5,573,847	1,947,035	174,255	-18%	-5%
EU	15,457	128	1,698,994	897,777	138,694	50%	46%
Brazil	45,323	1,204	3,501,975	2,844,318	112,304	-6%	-4%
Mexico	6,775	625	543,806	442,782	59,106	-12%	0%
India	68,900	983	2,905,825	2,158,946	54,849	19%	21%
UK	1,195	6	324,203	N/A*	41,489	30%	-28%
Italy	840	6	256,118	204,686	35,418	79%	143%
France	0	0	256,534	84,214	30,434	72%	2%
Spain	7,039	16	377,906	150,376	28,813	71%	341%
Peru	9,099	176	558,420	380,730	26,834	22%	131%
Iran	2,279	139	352,558	304,236	20,264	-10%	-21%
Colombia	11,541	204	513,719	339,124	16,183	19%	0%
Russia	4,767	107	939,833	753,868	16,058	-9%	-13%
South Africa	3,880	195	599,940	497,169	12,618	-53%	-14%
Chile	1,812	93	391,849	366,063	10,671	-10%	-26%
Belgium	699	7	80,178	18,131	9,976	14%	135%
Germany	1,586	14	231,292	205,359	9,263	60%	15%
Canada	217	2	125,625	111,811	9,097	-13%	-11%
Argentina	8,225	187	320,884	233,651	6,517	16%	46%
Indonesia	2,266	72	147,211	100,674	6,418	13%	-5%
Netherlands	625	11	66,843	461	6,215	94%	180%
Pakistan	513	8	290,958	272,804	6,209	-21%	-36%
Iraq	3,995	87	192,797	137,200	6,208	36%	1%
Ecuador	1,033	54	105,508	87,660	6,200	21%	-26%
Turkey	1,412	19	254,520	234,797	6,058	24%	11%

26 - 50

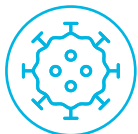
	Today		Total Since 22 Jan			Change from 14d Ago [*] in 14 day avg of daily new	
	New Confirmed	New Deaths	Total Confirmed	Total Recovered	Total Deaths	Confirmed	Deaths
Sweden	399	3	85,810	N/A*	5,805	20%	-57%
Egypt	111	15	97,025	63,462	5,212	-56%	-45%
China	40	3	89,567	83,663	4,709	-54%	-6%
Bolivia	1,015	72	106,065	41,111	4,305	-7%	-21%
Bangladesh	2,868	41	287,959	168,991	3,822	14%	2%
Saudi Arabia	1,287	42	303,973	275,476	3,548	-17%	17%
Romania	1,346	48	74,963	34,196	3,154	3%	34%
Philippines	4,248	88	178,022	114,114	2,883	30%	163%
Guatemala	1,102	39	65,983	54,351	2,506	-4%	-21%
Ukraine	2,152	43	100,810	52,086	2,225	45%	37%
Poland	767	12	59,378	40,481	1,925	24%	23%
Panama	101	17	83,855	59,174	1,844	-15%	-26%
Portugal	291	2	54,992	40,264	1,788	9%	18%
Honduras	521	11	52,819	8,082	1,619	-20%	-60%
Dom. Rep.	883	4	89,010	57,734	1,505	-34%	8%
Kazakhstan	256	0	104,071	87,920	1,415	-61%	-25%
Japan	1,172	9	59,900	45,110	1,157	-2%	193%
Israel	1,630	14	99,599	74,579	795	-7%	63%
Belarus	149	5	69,950	67,929	627	-20%	-23%
Oman	163	6	83,769	78,386	609	-62%	-15%
Kuwait	622	2	78,767	70,642	509	7%	-17%
UAE	461	2	65,802	58,153	369	3%	25%
Qatar	268	0	116,224	112,924	193	7%	7%
Singapore	68	0	56,099	53,119	27	-72%	N/A
Total World	267,183	6,026	22,678,483	14,541,573	793,698	0%	5%

*Change from 14d ago:
Compares 14d-avgs. of Daily New Cases/Deaths
today with 14d-avgs. from 14d ago

In the last week, Confirmed Cases in **Spain** increased 10%

Sorted by Raw Total Deaths
Top 50countries selected by Total Cases
Excluded countries with population < 1M

N/A* due to inconsistent reporting of Recovered Cases



United States: Per 1M



1 - 25

	Today		Total Since 22 Jan			Change from 14d Ago* in 14 day avg of daily new	
	New Confirmed	New Deaths	Total Confirmed	Total Recovered	Total Deaths	Confirmed	Deaths
New Jersey	11	1	21,225	3,770	1,794	-11%	-24%
New York	31	0	21,991	3,825	1,689	4%	-34%
Massachusetts	45	2	18,096	14,828	1,290	-3%	11%
Connecticut	33	0	14,426	2,494	1,250	-40%	-22%
Louisiana	197	6	30,292	25,409	997	-42%	-5%
Rhode Island	72	1	19,701	1,908	970	-5%	23%
DC	78	1	19,000	15,190	852	2%	133%
Mississippi	300	9	25,351	19,010	736	-27%	-1%
Michigan	53	2	10,476	6,787	664	5%	41%
Arizona	99	7	26,966	3,912	644	-54%	-20%
Illinois	145	2	16,971	N/A	635	26%	19%
Delaware	77	0	17,168	9,046	611	-1%	-86%
Maryland	96	1	16,909	999	607	-19%	-6%
Pennsylvania	61	1	10,287	7,933	587	-8%	41%
Indiana	140	2	12,370	9,397	474	17%	38%
Florida	212	5	27,405	N/A	468	-29%	9%
S. Carolina	177	8	21,232	8,780	466	-31%	-17%
Georgia	260	5	23,239	N/A	462	-7%	38%
Alabama	198	6	22,934	9,113	403	-20%	-12%
Texas	181	8	19,999	14,897	385	-7%	-12%
Nevada	181	12	20,643	509	381	-21%	48%
New Mexico	96	2	11,422	5,315	350	-34%	-8%
Ohio	96	2	9,582	7,841	336	-9%	-8%
Colorado	57	1	9,414	1,000	330	-26%	-21%
Iowa	320	2	17,284	13,430	322	14%	26%
Minnesota	122	1	11,935	10,746	318	-4%	59%

26 - 51

	Today		Total Since 22 Jan			Change from 14d Ago* in 14 day avg of daily new	
	New Confirmed	New Deaths	Total Confirmed	Total Recovered	Total Deaths	Confirmed	Deaths
Minnesota	122	1	11,935	10,746	318	-4%	59%
New Hampshire	10	1	5,185	4,683	315	-22%	-29%
California	126	3	16,508	N/A	299	10%	10%
Virginia	101	2	12,873	1,651	284	1%	-38%
Washington	92	2	9,112	N/A	241	-15%	25%
N. Carolina	189	3	14,293	12,180	235	-18%	3%
Missouri	174	1	11,789	N/A	235	-11%	28%
Tennessee	201	5	20,379	14,785	218	-15%	32%
Arkansas	182	3	18,147	16,057	212	-21%	3%
Nebraska	159	1	16,205	11,859	193	-4%	38%
Kentucky	157	3	9,317	2,101	192	10%	37%
Wisconsin	127	1	11,719	10,146	183	-5%	-3%
Oklahoma	189	3	12,805	10,790	179	-25%	9%
South Dakota	141	2	12,085	10,473	177	35%	0%
North Dakota	360	0	12,128	10,128	171	30%	83%
Idaho	241	4	16,289	6,566	166	-4%	-7%
Kansas	168	1	12,325	505	144	17%	-16%
Utah	144	1	14,967	12,278	119	-17%	-14%
Oregon	70	1	5,729	1,083	98	-7%	12%
Maine	13	1	3,164	2,737	95	-1%	-33%
West Virginia	100	1	5,015	3,912	93	0%	95%
Vermont	6	0	2,463	2,173	93	49%	-50%
Montana	109	5	5,681	4,149	83	-3%	9%
Wyoming	45	0	5,973	4,893	59	-12%	250%
Alaska	112	0	6,179	2,068	40	-17%	-33%
Hawaii	166	2	4,127	1,434	32	116%	500%

*Change from 14d ago:
Compares 14d-avgs. of Daily New Cases/Deaths
today with 14d-avgs. from 14d ago

Florida accounts for 11% of all new confirmed US cases today

Sorted by Total Deaths / 1M
N/As and negative deaths are due to states
revising and updating case counts



United States: Raw Volume



1 - 25

	Today		Total Since 22 Jan			Change from 14d Ago [*] in 14 day avg of daily new	
	New Confirmed	New Deaths	Total Confirmed	Total Recovered	Total Deaths	Confirmed	Deaths
New York	601	-4	427,803	74,406	32,861	4%	-34%
New Jersey	100	6	188,527	33,490	15,932	-11%	-24%
California	4,993	120	652,267	N/A	11,810	10%	10%
Texas	5,259	240	579,892	431,960	11,174	-7%	-12%
Florida	4,555	117	588,602	N/A	10,049	-29%	9%
Massachusetts	313	12	124,728	102,205	8,888	-3%	11%
Illinois	1,832	27	215,052	N/A	8,044	26%	19%
Pennsylvania	787	12	131,692	101,552	7,520	-8%	41%
Michigan	527	16	104,618	67,778	6,634	5%	41%
Georgia	2,759	55	246,741	N/A	4,904	-7%	38%
Arizona	723	50	196,280	28,471	4,684	-54%	-20%
Louisiana	918	28	140,821	118,120	4,637	-42%	-5%
Connecticut	N/A	1	51,432	8,893	4,458	-40%	-22%
Ohio	1,122	22	112,003	91,656	3,929	-9%	-8%
Maryland	580	8	102,229	6,040	3,669	-19%	-6%
Indiana	941	11	83,277	63,262	3,191	17%	38%
N. Carolina	1,979	34	149,904	127,749	2,465	-18%	3%
Virginia	860	17	109,879	14,091	2,427	1%	-38%
S. Carolina	909	41	109,320	45,205	2,401	-31%	-17%
Mississippi	894	27	75,449	56,577	2,190	-27%	-1%
Alabama	971	30	112,449	44,684	1,974	-20%	-12%
Colorado	329	3	54,211	5,759	1,903	-26%	-21%
Washington	700	15	69,389	N/A	1,837	-15%	25%
Minnesota	690	7	67,308	60,605	1,791	-4%	59%
Tennessee	1,375	36	139,175	100,967	1,488	-15%	32%

26 - 51

	Today		Total Since 22 Jan			Change from 14d Ago [*] in 14 day avg of daily new	
	New Confirmed	New Deaths	Total Confirmed	Total Recovered	Total Deaths	Confirmed	Deaths
Missouri	1,068	8	72,353	N/A	1,442	-11%	28%
Nevada	556	38	63,584	1,567	1,172	-21%	48%
Wisconsin	740	7	68,233	59,076	1,067	-5%	-3%
Rhode Island	76	1	20,871	2,021	1,028	-5%	23%
Iowa	1,010	6	54,533	42,372	1,016	14%	26%
Kentucky	700	14	41,626	9,388	856	10%	37%
New Mexico	202	5	23,951	11,145	734	-34%	-8%
Oklahoma	746	10	50,669	42,695	709	-25%	9%
Arkansas	549	10	54,765	48,458	641	-21%	3%
DC	55	1	13,409	10,720	601	2%	133%
Delaware	75	0	16,718	8,809	595	-1%	-86%
New Hampshire	14	1	7,050	6,367	428	-22%	-29%
Kansas	488	4	35,907	1,472	419	17%	-16%
Oregon	295	4	24,165	4,566	412	-7%	12%
Utah	461	4	47,982	39,364	381	-17%	-14%
Nebraska	N/A	2	31,348	22,941	373	-4%	38%
Idaho	430	7	29,110	11,733	296	-4%	-7%
West Virginia	180	1	8,987	7,010	167	0%	95%
South Dakota	125	2	10,691	9,265	157	35%	0%
North Dakota	274	0	9,242	7,718	130	30%	83%
Maine	18	1	4,253	3,679	128	-1%	-33%
Montana	116	5	6,072	4,434	89	-3%	9%
Vermont	4	0	1,537	1,356	58	49%	-50%
Hawaii	235	3	5,844	2,031	45	116%	500%
Wyoming	26	0	3,457	2,832	34	-12%	250%
Alaska	82	0	4,520	1,513	29	-17%	-33%

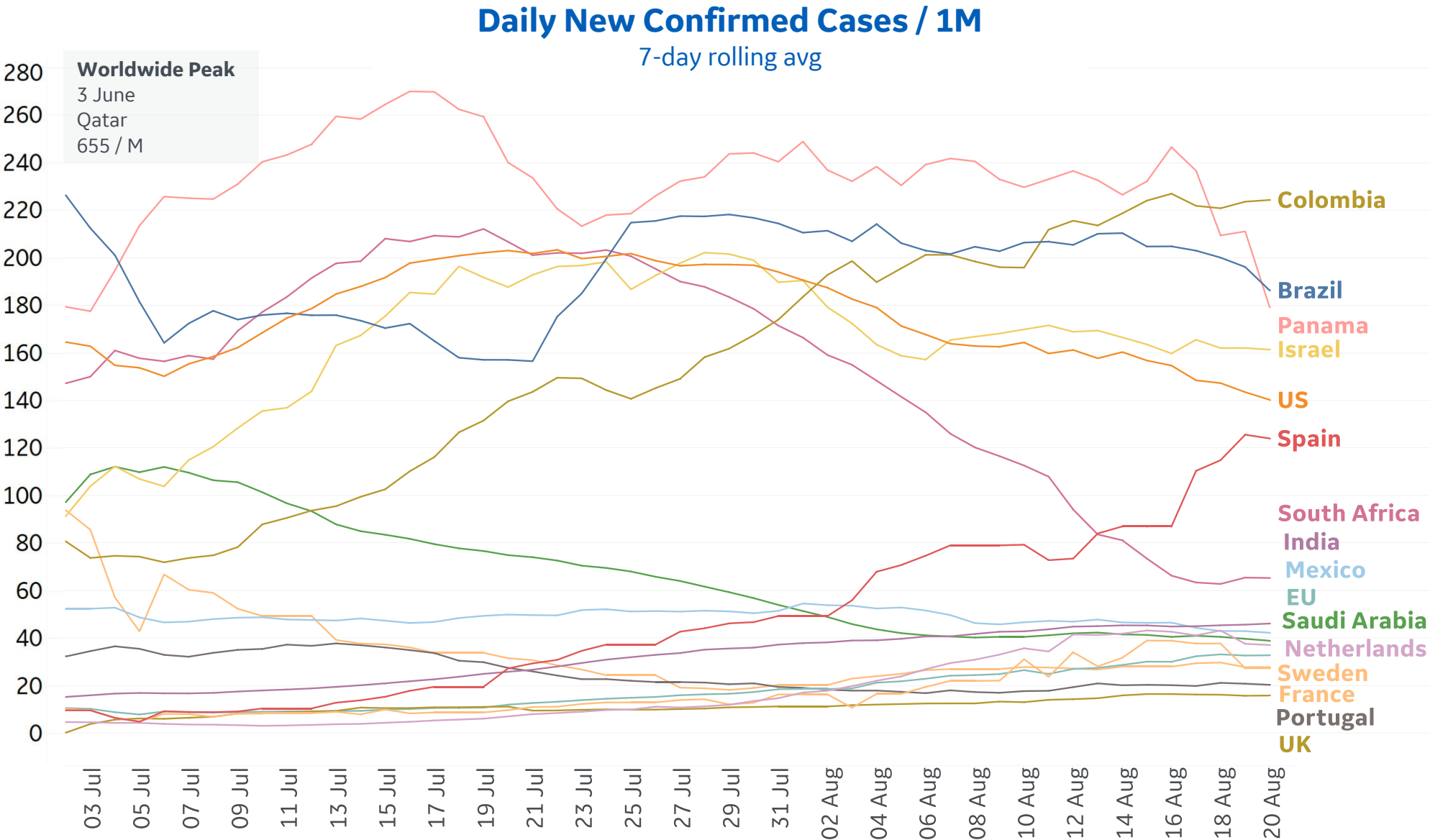
^{*}Change from 14d ago:
Compares 14d-avgs. of Daily New Cases/Deaths
today with 14d-avgs. from 14d ago

New deaths in **New York** make up 19% of new deaths in the US today

Sorted by Raw Total Deaths
N/As and negative deaths are due to states
revising and updating case counts



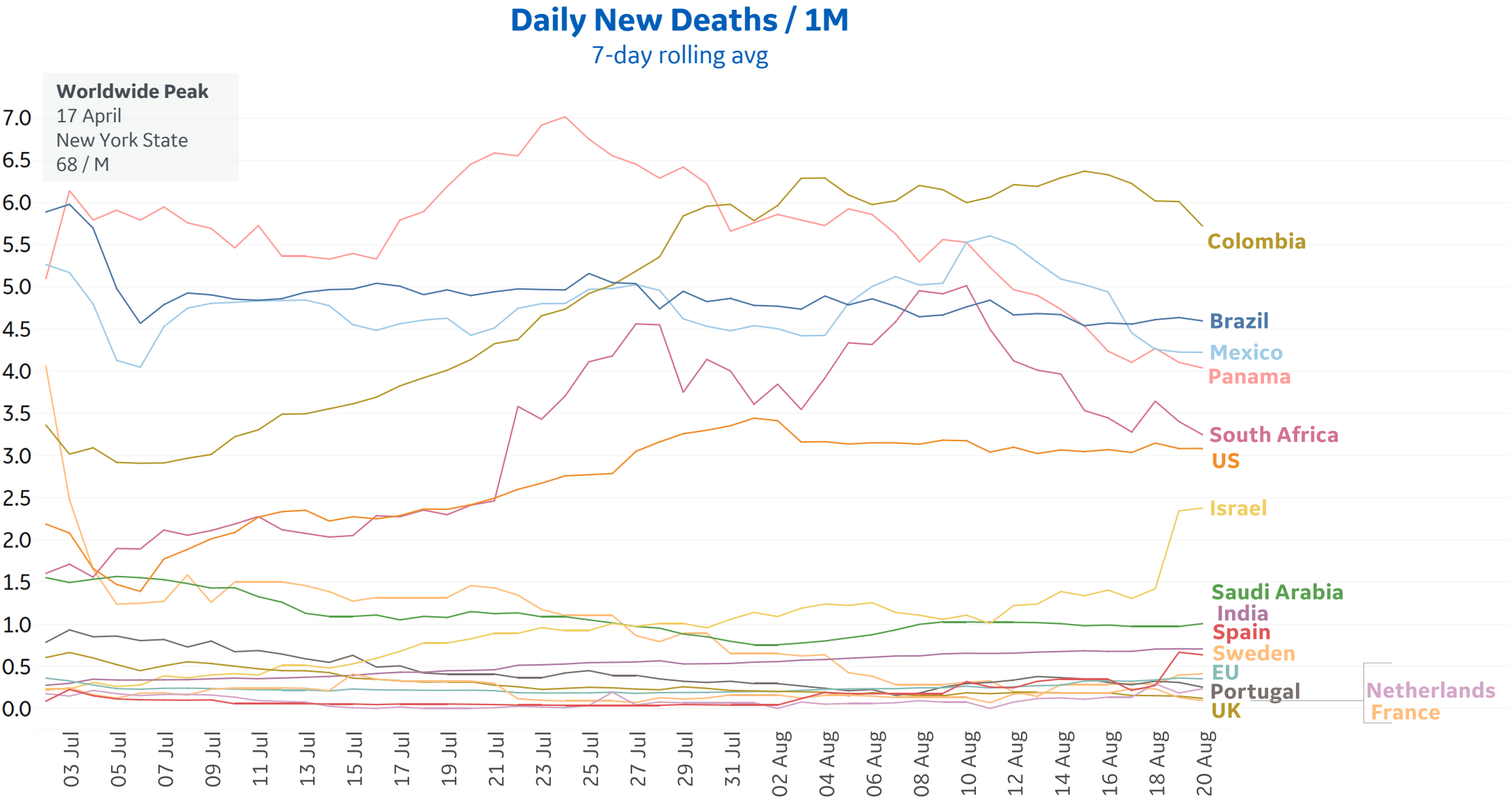
New Confirmed Cases in Select Countries





New Deaths in Select Countries

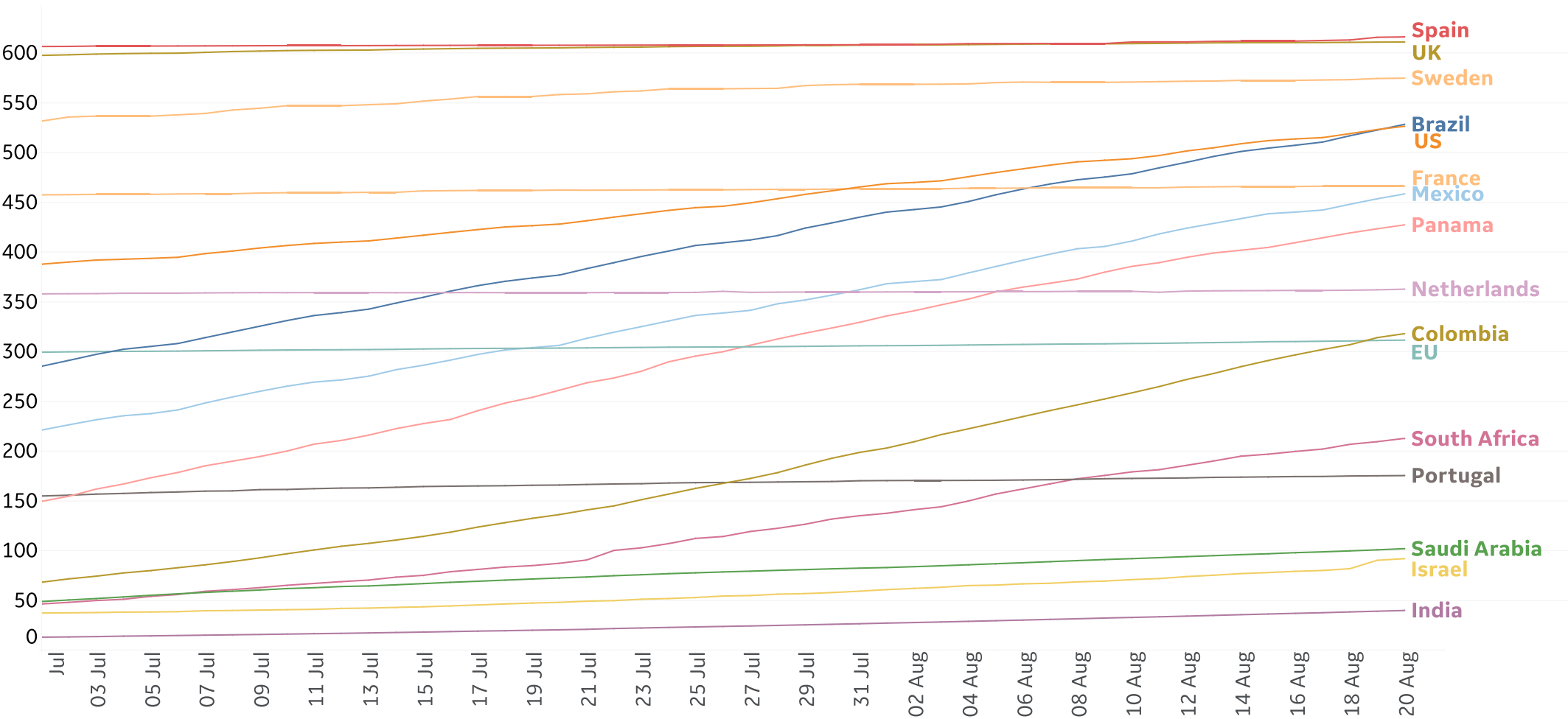
Updated 21 August 2020, 3:30 GMT





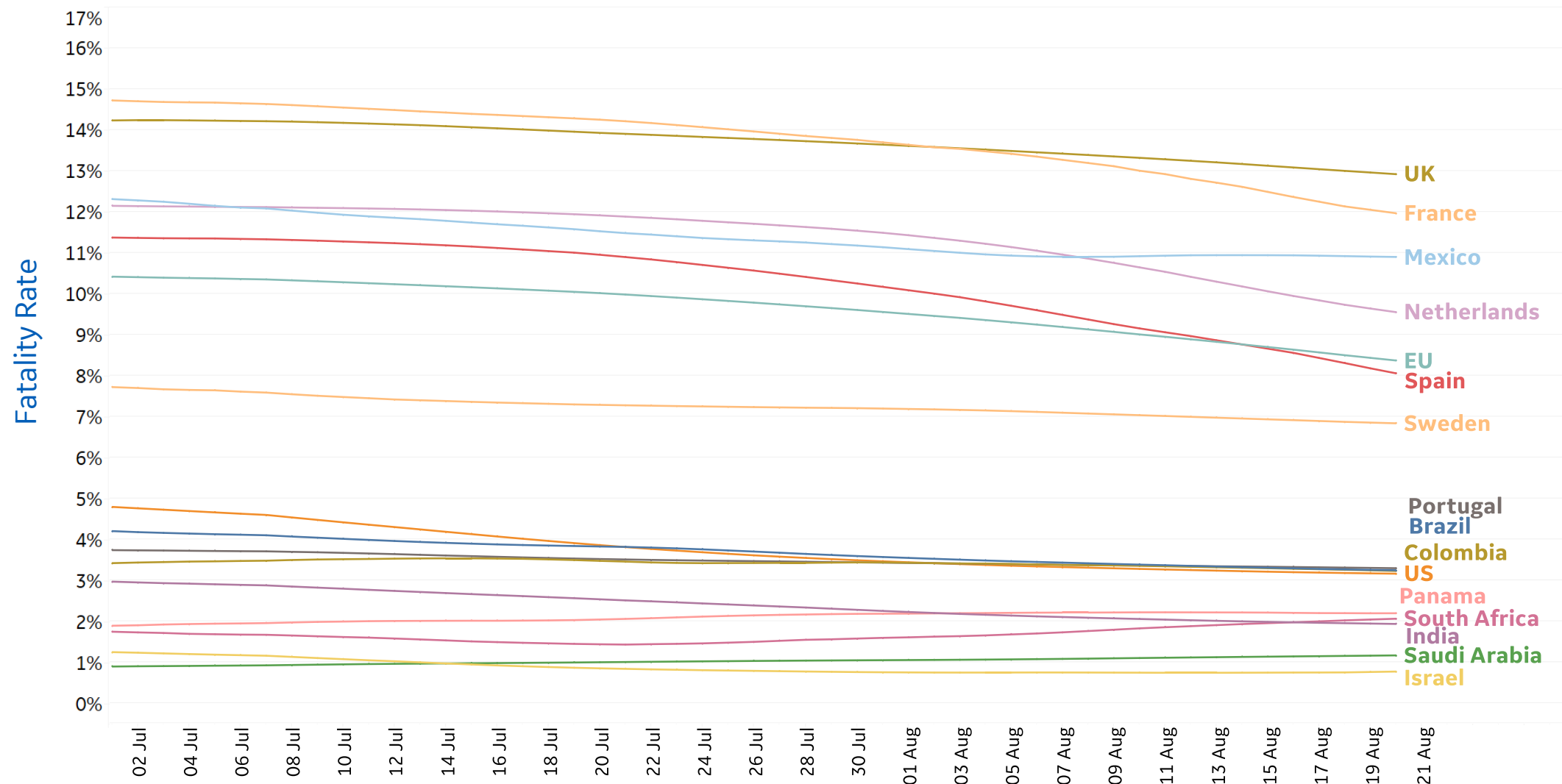
Cumulative Deaths in Select Countries

Cumulative Deaths / 1M





7-day rolling avg

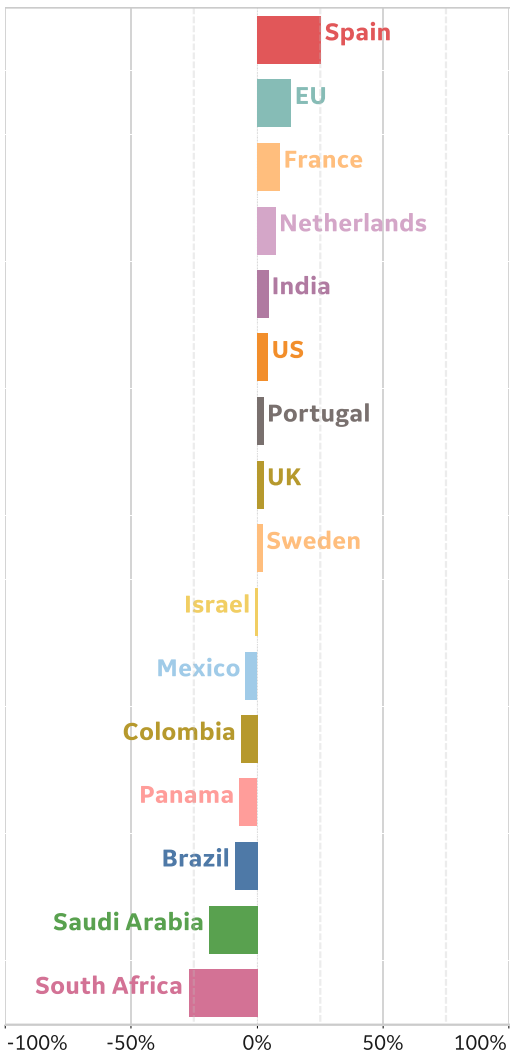




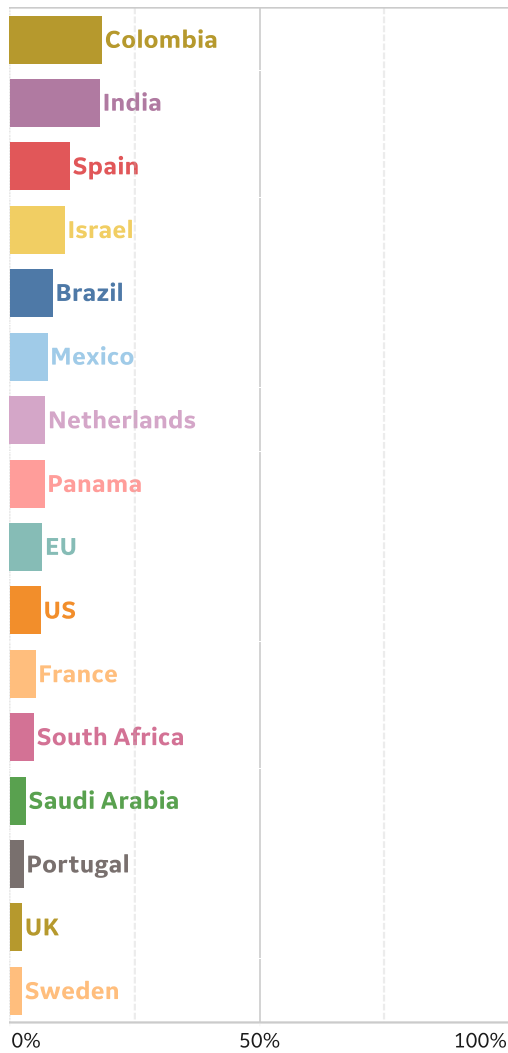
% Change in Case Volume in Select Countries

Over Previous 7 days

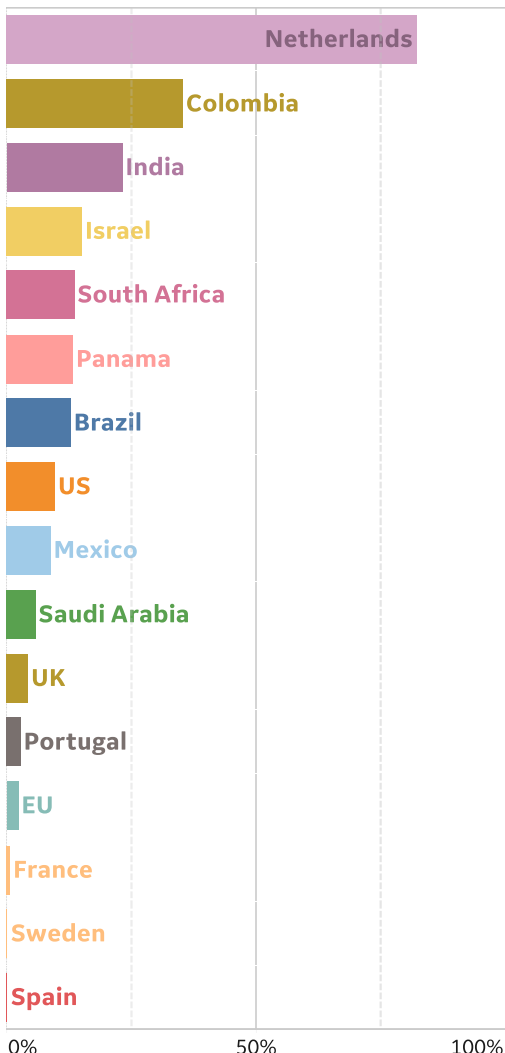
Active Cases



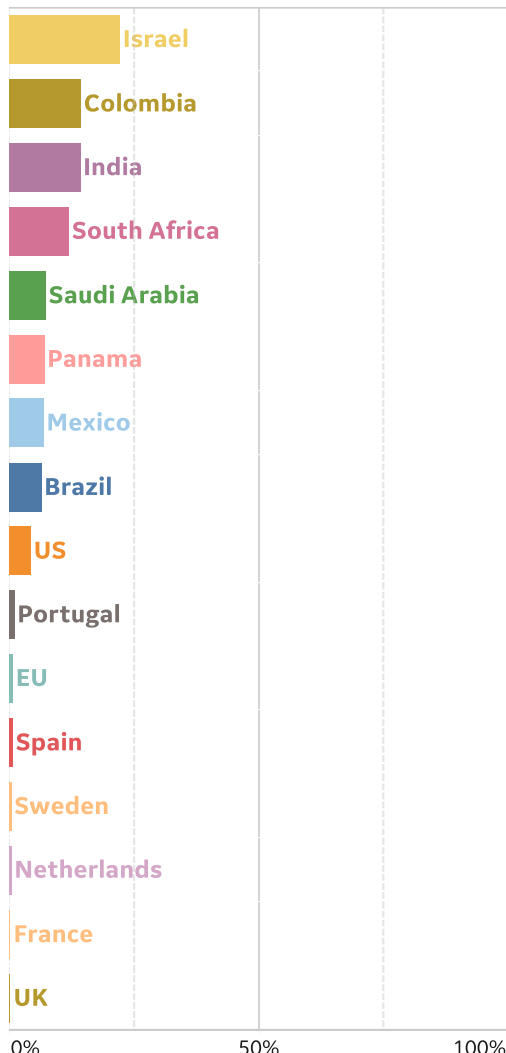
Confirmed Cases



Reported Recoveries



Reported Deaths

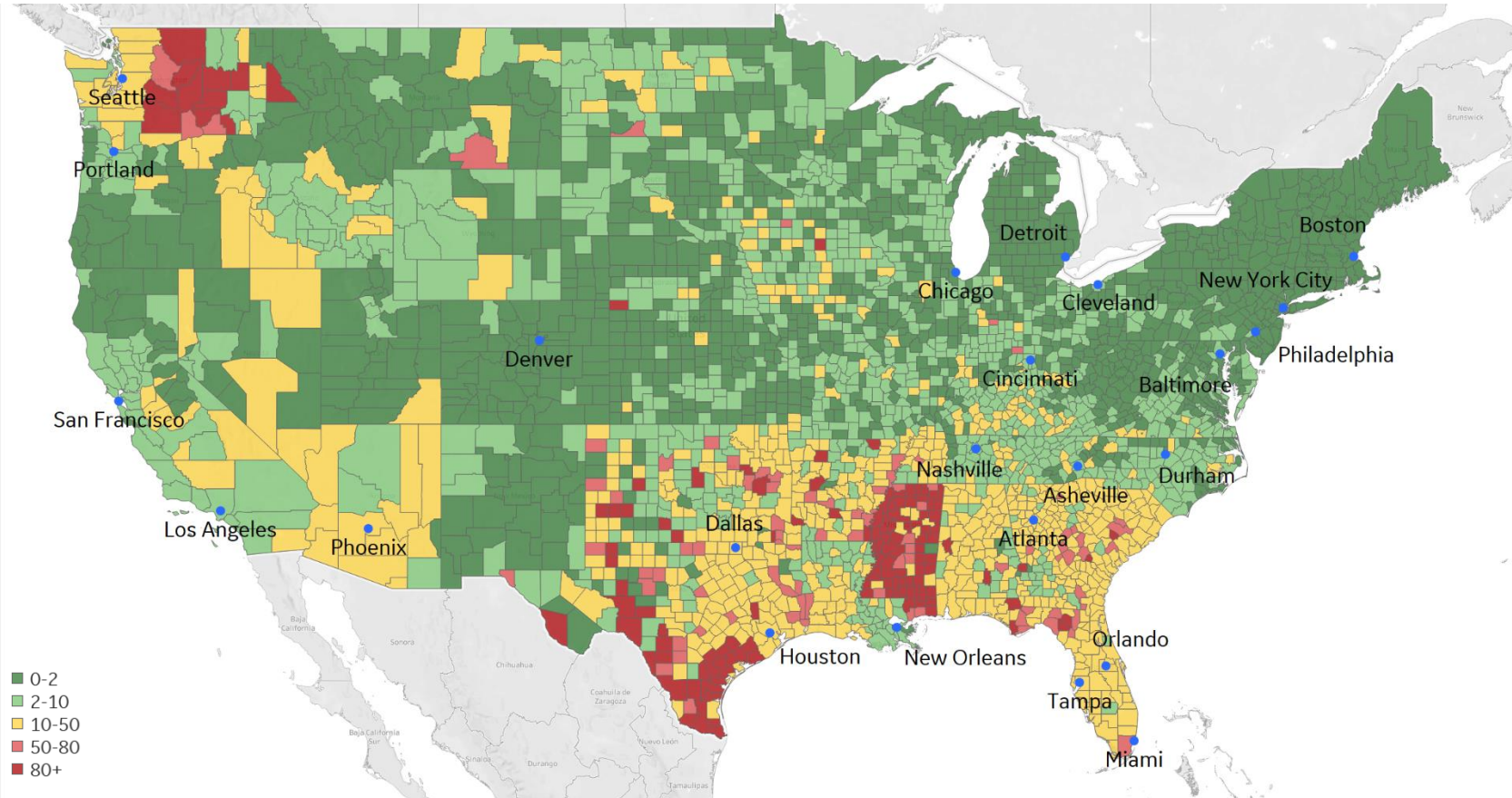




Feature: Covid-19 Multivariate Index by US County

Updated 21 August 2020, 3:30 GMT 12

Based on Recent Cases, Deaths, and Positivity



Counties with Highest Multivariate Index

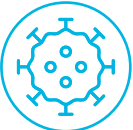
For counties > 50K population	Recent Cases	Recent Deaths	Recent Positivity	Multivariate Index
Starr County, TX	99	792	27%	237
Lafayette County, MS	53	309	59%	215
Cameron County, TX	152	622	27%	206
Lowndes County, MS	39	296	59%	199
Lamar County, MS	37	217	59%	150
Franklin County, WA	55	90	100%	145
Maverick County, TX	128	412	27%	143
San Patricio County, TX	66	469	27%	142
Yakima County, WA	32	108	100%	140
Lauderdale County, MS	40	188	59%	135
Hidalgo County, TX	76	432	27%	135
Madison County, MS	41	173	59%	127
Lee County, MS	89	125	59%	127
Spokane County, WA	21	100	100%	121
Nueces County, TX	140	296	27%	116
Jones County, MS	44	148	59%	114
Webb County, TX	137	284	27%	112
Grant County, WA	77	33	100%	110
Victoria County, TX	53	344	27%	106
Pearl River County, MS	32	143	59%	104
Jackson County, MS	50	113	59%	97
Hinds County, MS	43	108	59%	90
Forrest County, MS	49	92	59%	83
Medina County, TX	84	204	27%	76
Benton County, WA	21	55	100%	76
Chelan County, WA	63	11	100%	74
Rankin County, MS	31	90	59%	72
Cherokee County, TX	94	167	27%	69
DeSoto County, MS	54	60	59%	68
Angelina County, TX	34	220	27%	67

Index = (RC + RD) * RP

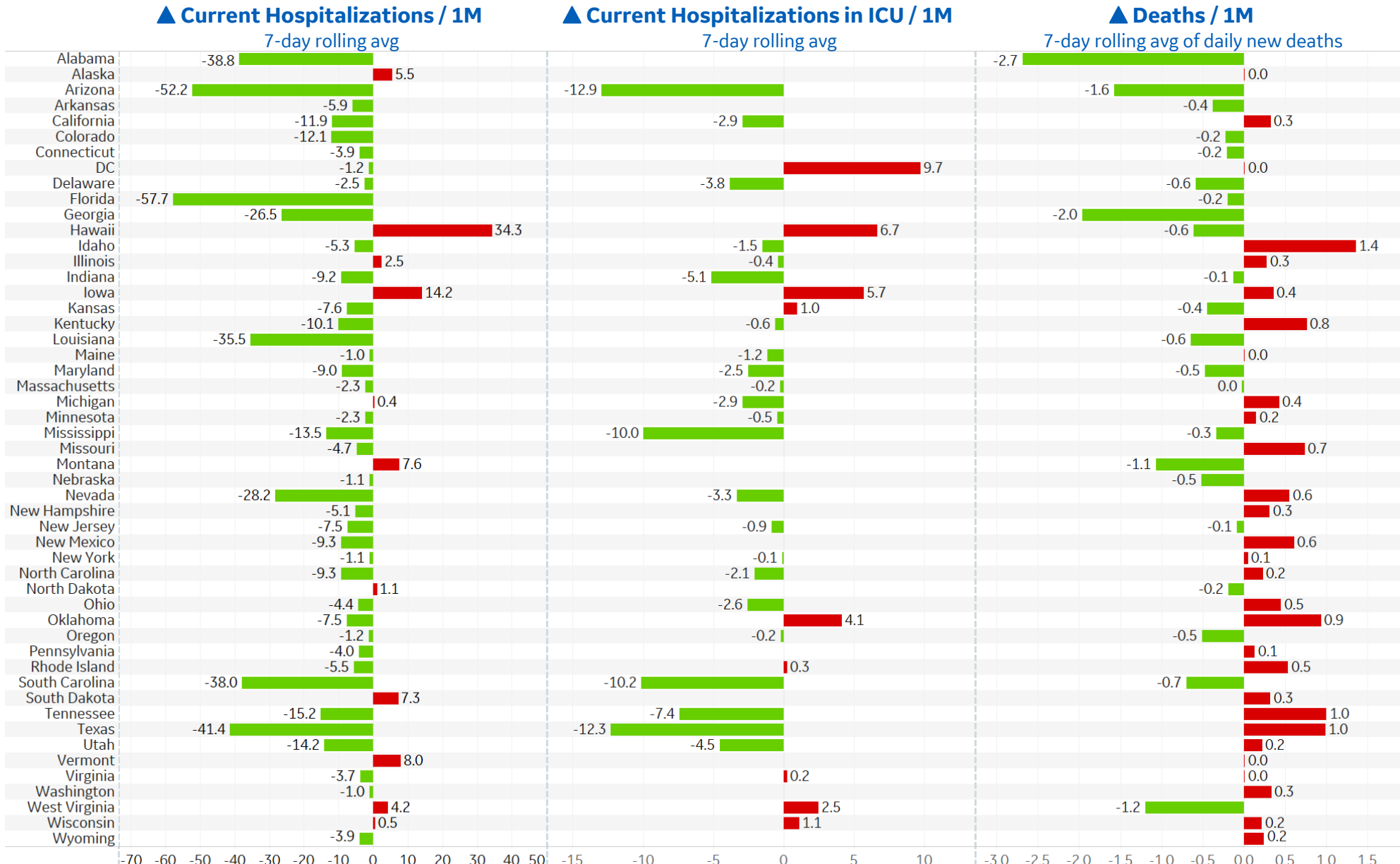
$RD = 90 * (D_1 + (D_2/2) + (D_3/3))$
 $RC = C_1 + (C_2/2) + (C_3/3)$
 $RP = Avg(Ppc, \text{last 14 days})$

Legend

- RC: Recent Cases, County
RD: Recent Deaths, County
RP: Recent Positivity, State
- D: Deaths / 100K, daily new
C: Confirmed Cases / 100K, daily new
Ppc: % Positive Cases, daily new
- ₁: 0-7 days ago
₂: 8-14 days ago
₃: 15-21 days ago



US Changes from Previous Week



*Blank rows indicate insignificant or missing data



	Today	Change
Active Cases	1,295	+1%
Confirmed	36 new	+1%
Deaths	1 new	+0.2%
Recovered	17 new	+1%

	Today	Change
Active Cases	1,295	+1%
Confirmed	36 new	+1%
Deaths	1 new	+0.2%
Recovered	17 new	+1%

Bahrain	227
Israel	165
Kuwait	146
Spain	104
Qatar	102
Moldova	94
Iraq	93
Bos. and Herz.	79
Kosovo	72
Romania	63

Avg. Daily New Cases (Deaths) per 1M
Over the last 14 days

0 75+

Stockholm
24

Brussels
109

Madrid
217
(1)

Sweden
Finland
Norway
Denmark
Poland
Czechia
Slovakia
Hungary
Romania
Bulgaria
Greece
Turkey
Cyprus
Malta
Ireland
United Kingdom
France
Germany
Austria
Italy
Spain
Portugal
Algeria
Libya
Egypt
Saudi Arabia
Iraq
Iran
Pakistan
Kazakhstan

© 2020 Mapbox © OpenStreetMap



Per 1M in Region

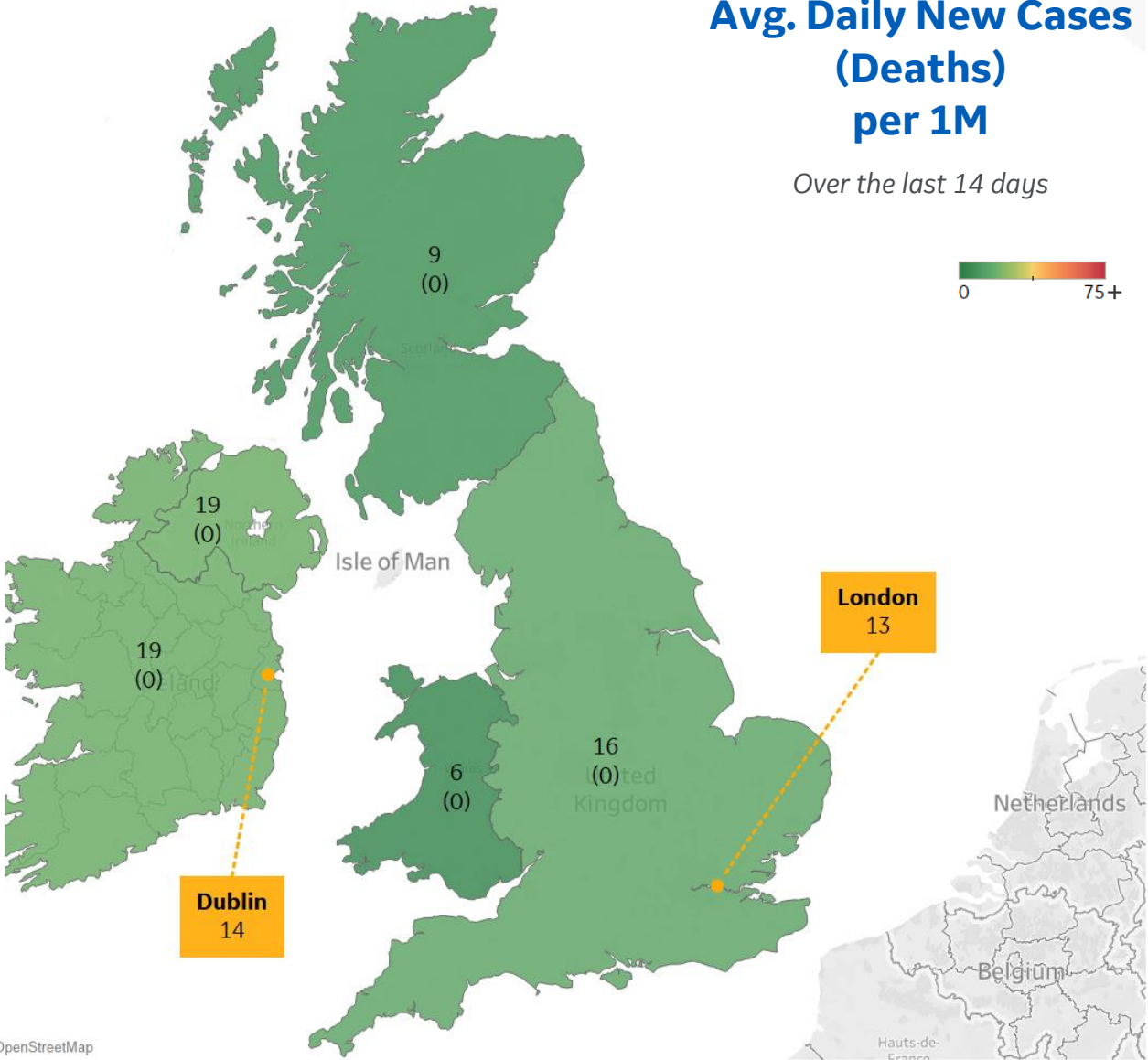
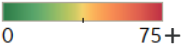
	Today	Change
Active Cases	3,896	+0.4%
Confirmed	18 new	+0.4%
Deaths	0.1 new	+0.02%
Recovered	1 new	0.3%

Most Daily New Cases / 1M

Northern Ireland	19
Ireland	19
England	16
Scotland	9
Wales	6

Avg. Daily New Cases (Deaths) per 1M

Over the last 14 days





Mexico

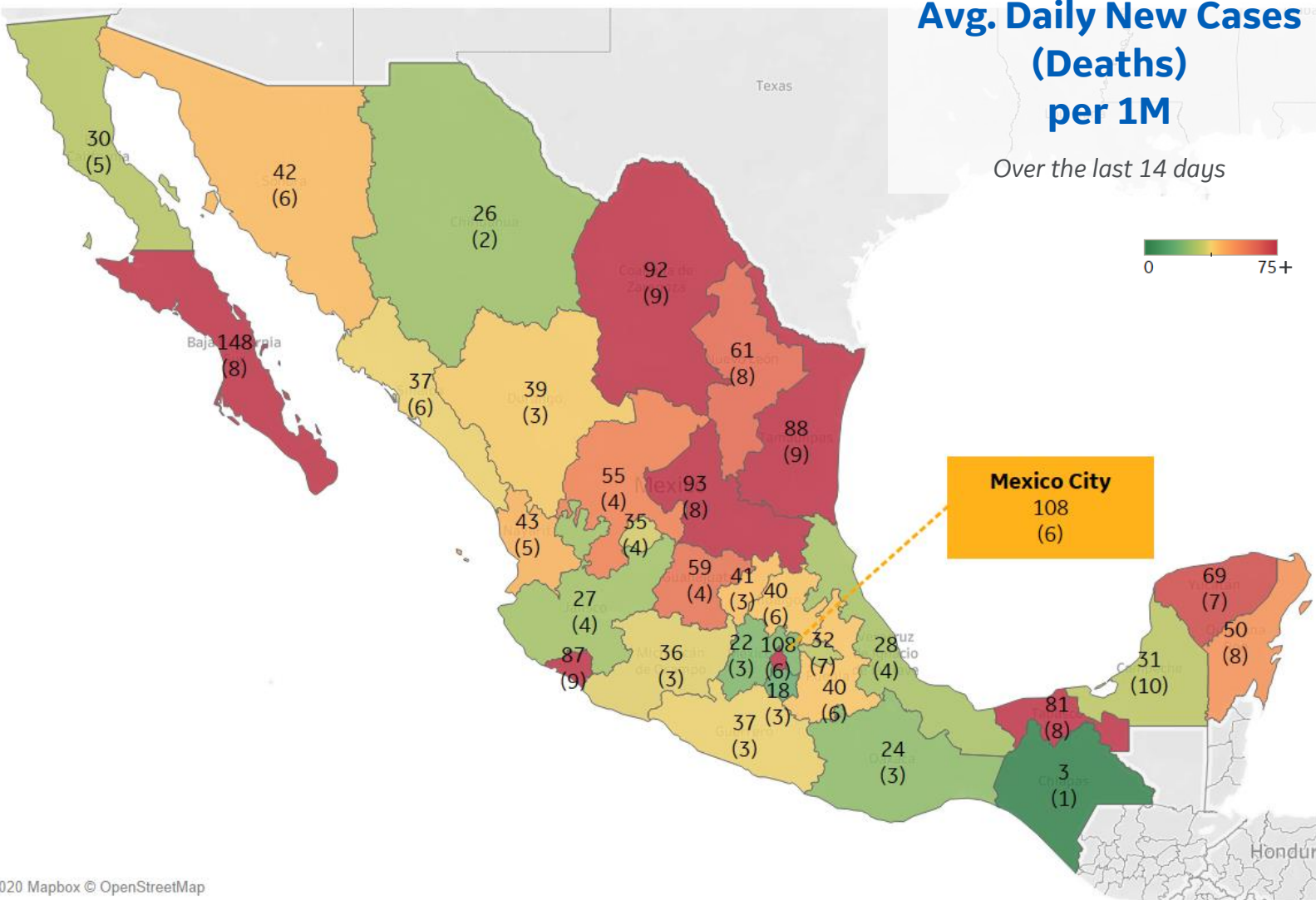


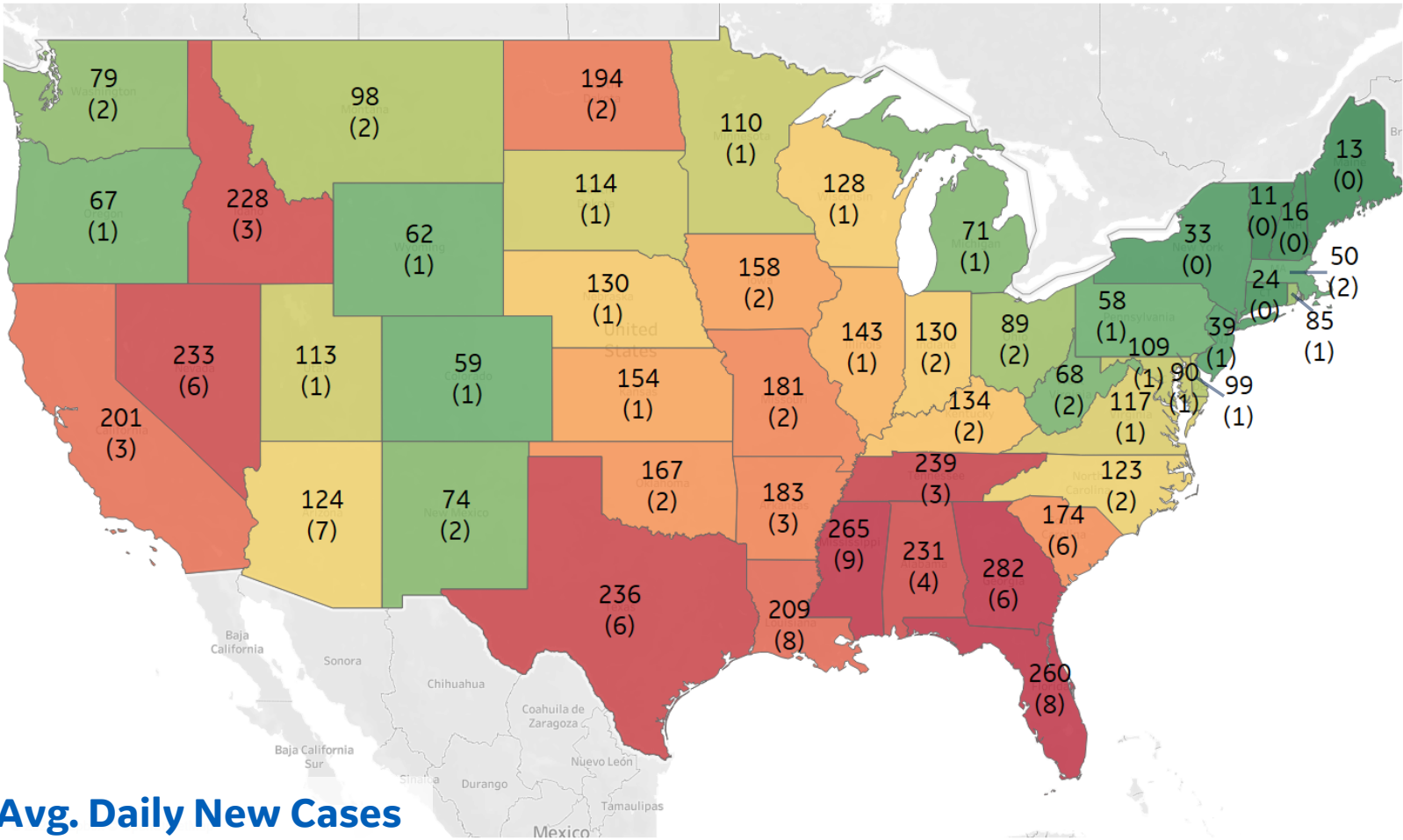
Per 1M in Region

	Today	Change
Active Cases	325	+4%
Confirmed	53 new	+1%
Deaths	5 new	+1%
Recovered	34 new	+1%

Most Daily New Cases / 1M

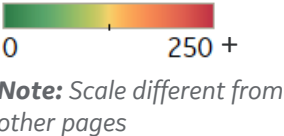
Baja California Sur	148
Distrito Federal	108
San Luis Potosí	93
Coahuila	92
Tamaulipas	88
Colima	87
Tabasco	81
Yucatán	69
Nuevo León	61
Guanajuato	59





**Avg. Daily New Cases
(Deaths)
per 1M**

Over the last 14 days



Top 10 by New Confirmed

Avg New Confirmed Cases / 1M

Georgia	282
Mississippi	265
Florida	260
Tennessee	239
Texas	236
Nevada	233
Alabama	231
Idaho	228
Louisiana	209
California	201

Top 10 by New Deaths

Avg New Deaths / 1M

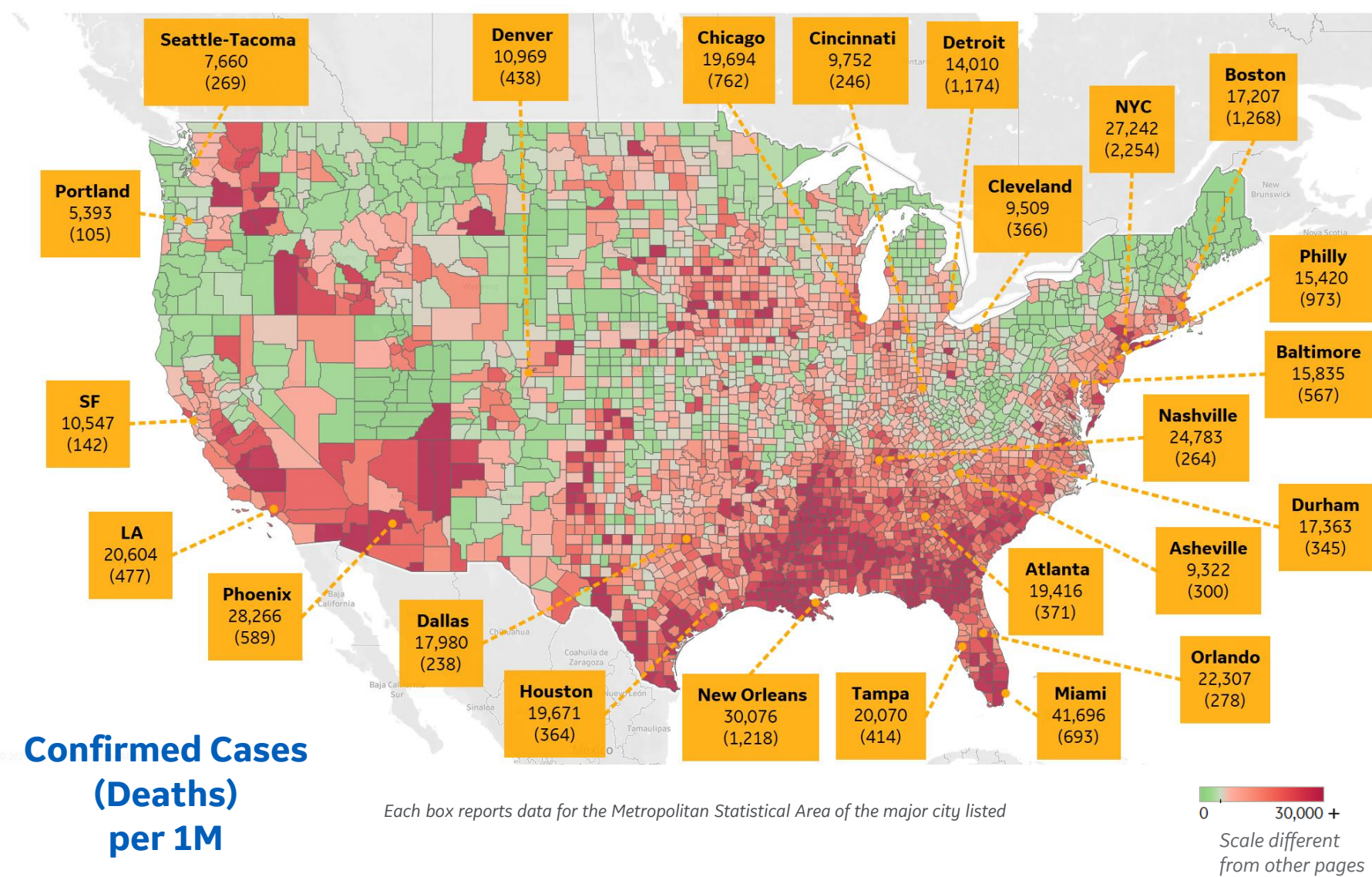
Mississippi	9
Florida	8
Louisiana	8
Arizona	7
Texas	6
South Carolina	6
Nevada	6
Georgia	6
Alabama	4
California	3



US by County & Metro, Total to Date

Updated 21 August 2020, 3:30 GMT

18



Top 10 Northeast Counties

Total Confirmed Cases / 1M

Rockland County, NY	43,246
Westchester County, NY	37,815
Passaic County, NJ	35,985
Nassau County, NY	32,509
Union County, NJ	30,426
Suffolk County, NY	30,037
Hudson County, NJ	29,700
Orange County, NY	29,334
New York City*	27,743
Suffolk County, MA	26,693

Top 10 Other US Counties

Total Confirmed Cases / 1M

Miami-Dade County, FL	54,901
Nueces County, TX	48,579
Cameron County, TX	43,858
Yakima County, WA	42,731
Jefferson Parish, LA	36,912
Webb County, TX	36,316
Broward County, FL	34,857
Escambia County, FL	33,285
Davidson County, TN	32,358
Charleston County, SC	31,869

Note: Includes counties ≥ 250K population
* New York City counties aggregated into one reporting area



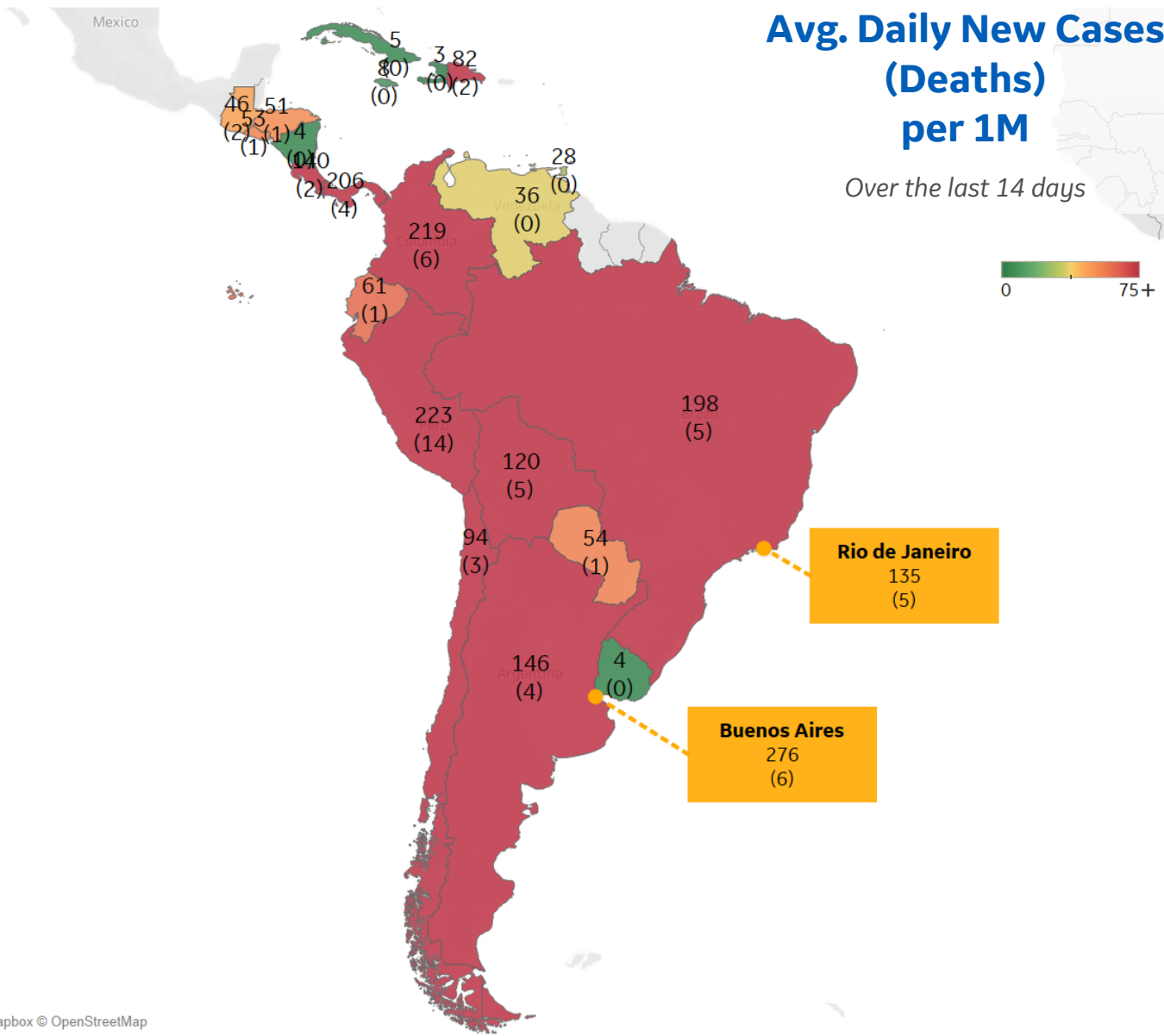
Per 1M in Region

	Today	Change
Active Cases	2,277	+1%
Confirmed	161 new	+1%
Deaths	4 new	+1%
Recovered	138 new	+2%

Most Daily New Cases / 1M

Peru	223
Colombia	219
Panama	206
Brazil	198
Argentina	146
Costa Rica	140
Bolivia	120
Chile	94
Dom. Rep.	82
Ecuador	61

* Excludes regions with population < 1M





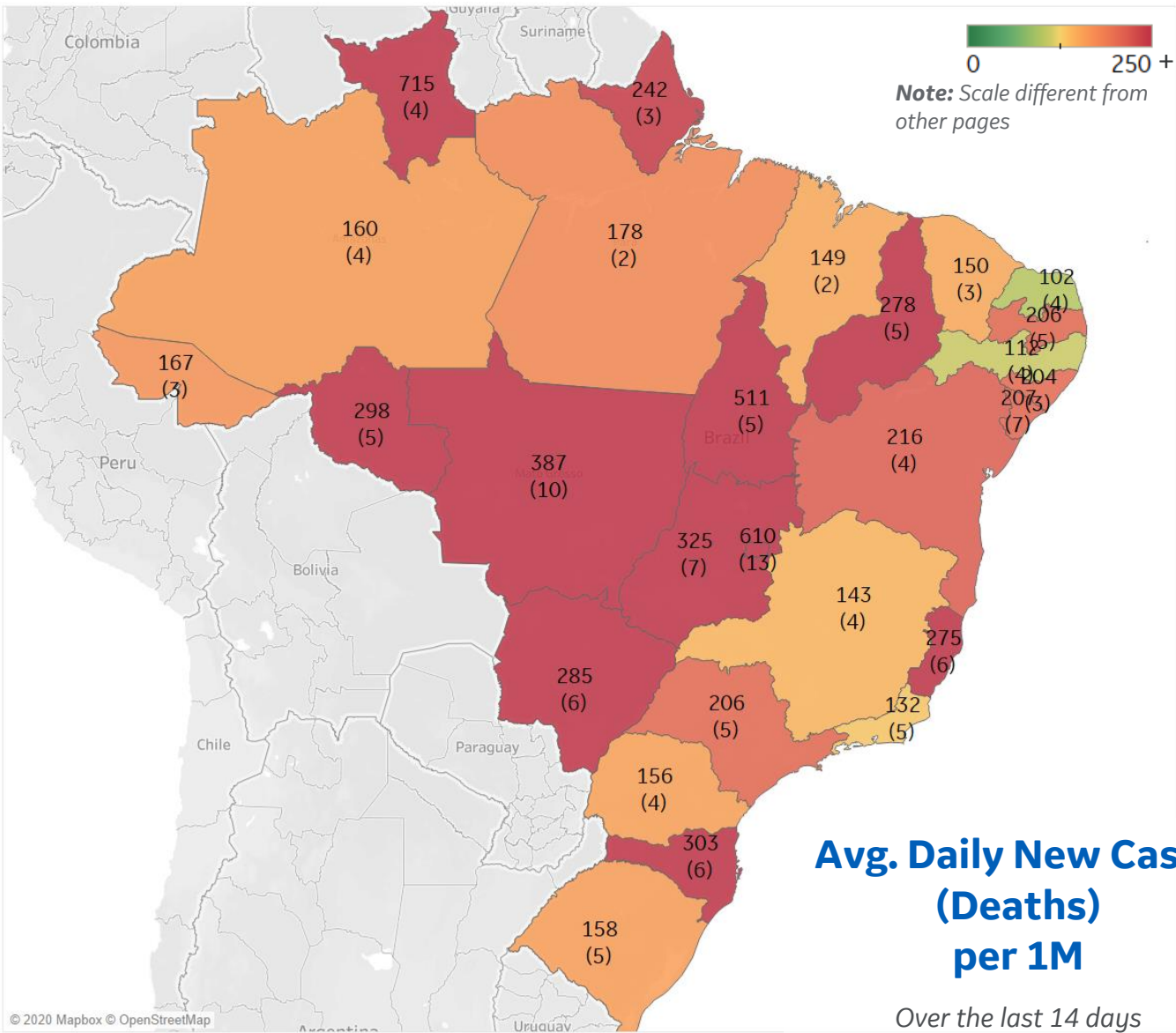
Per 1M in Region

	Today	Change
Active Cases	2,566	+0.3%
Confirmed	213 new	+1%
Deaths	6 new	+1%
Recovered	199 new	+2%

Most Daily New Cases / 1M

Distrito Federal	610
Tocantins	511
MatoGrosso	387
Goiás	325
Santa Catarina	303
Rondônia	298
MatoGrosso d..	285
Piauí	278
Espírito Santo	275
Bahia	216

* Excludes regions with population < 1M





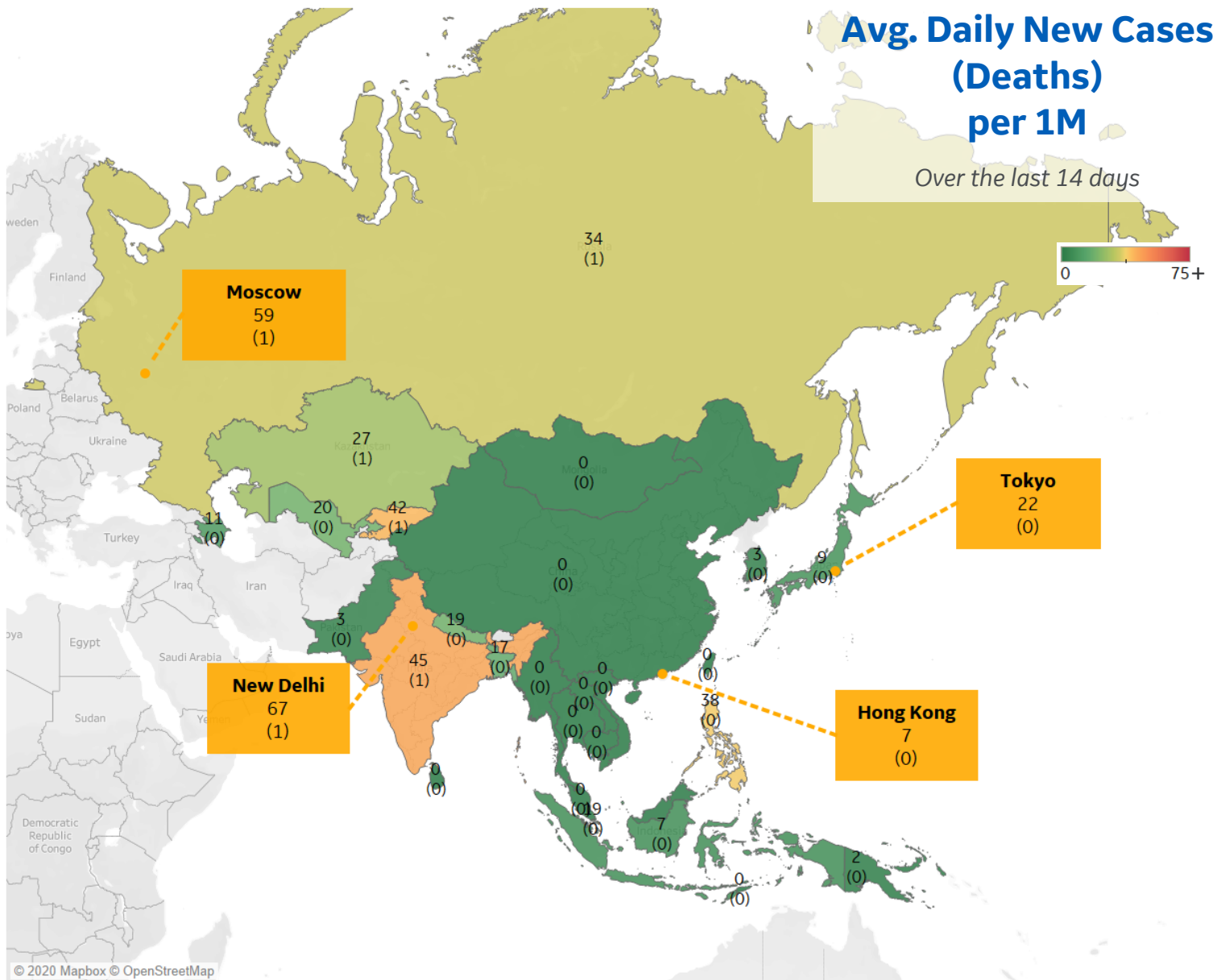
Per 1M in Region

	Today	Change
Active Cases	264	+1%
Confirmed	20 new	+2%
Deaths	0.3 new	+1%
Recovered	18 new	+2%

Most Daily New Cases / 1M

India	45
Kyrgyzstan	42
Philippines	38
Russia	34
Kazakhstan	27
Uzbekistan	20
Nepal	19
Singapore	19
Bangladesh	17
Azerbaijan	11

* Excludes regions with population < 1M





Per 1M in Region

	Today	Change
Active Cases	198	-28%
Confirmed	6 new	+1%
Deaths	0.3 new	+2%
Recovered	84 new	+16%

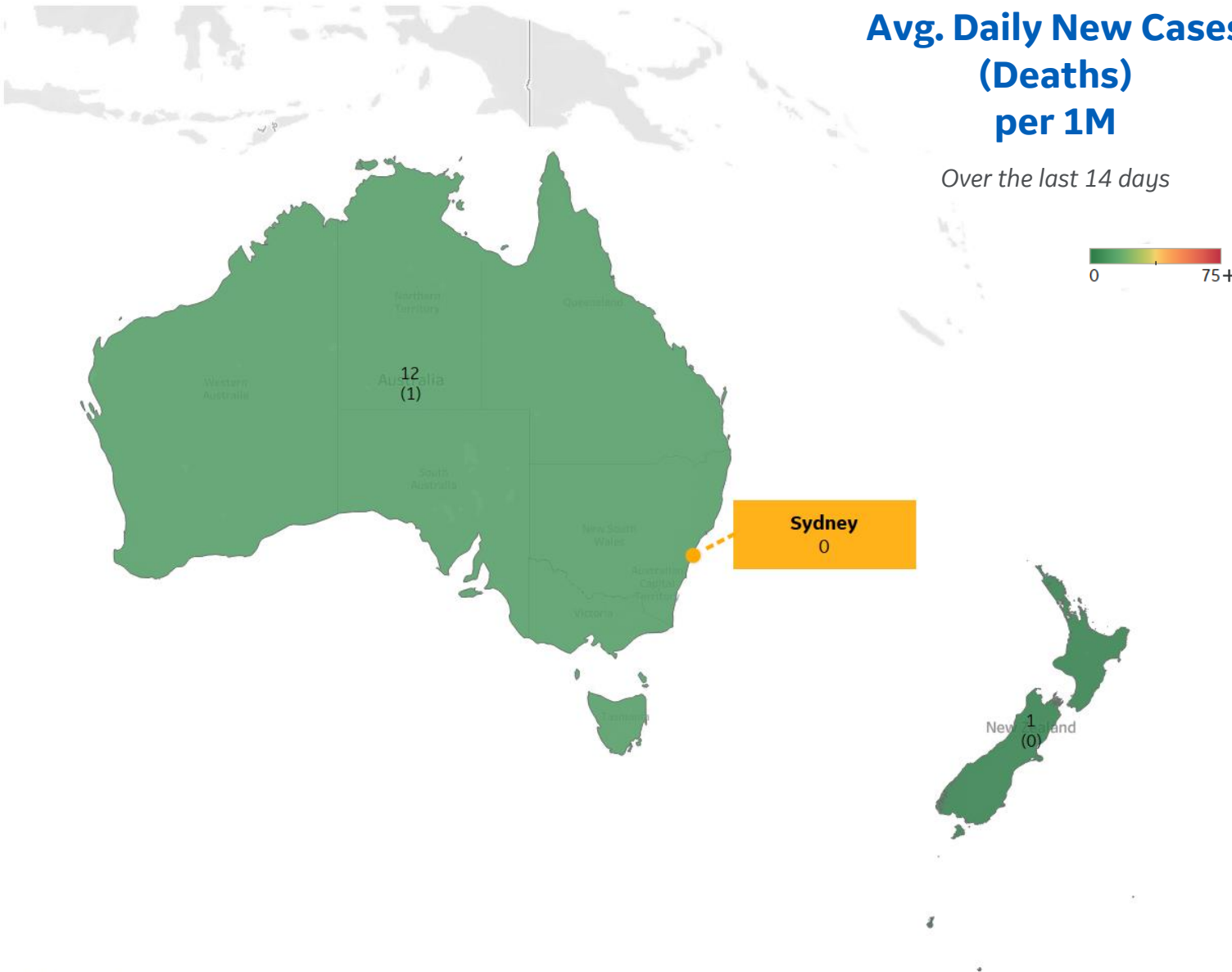
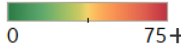
Most Daily New Cases / 1M

Australia	12
New Zealand	1

* Excludes regions with population < 1M

Avg. Daily New Cases (Deaths) per 1M

Over the last 14 days





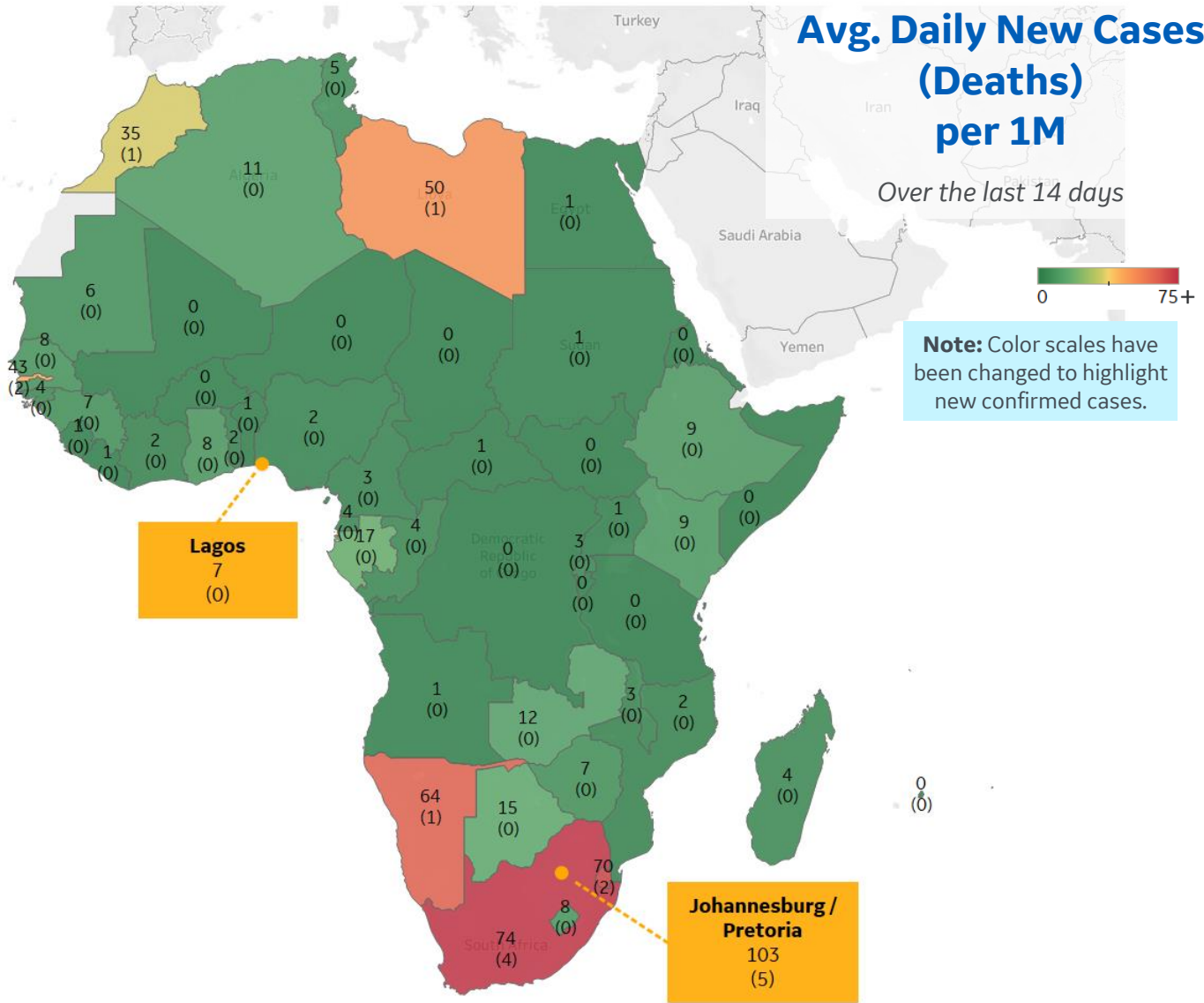
Per 1M in Region

	Today	Change
Active Cases	187	+0%
Confirmed	8 new	+1%
Deaths	0.3 new	+1%
Recovered	7 new	+1%

Most Daily New Cases / 1M

South Africa	74
Eswatini	70
Namibia	64
Libya	50
Gambia	43
Morocco	35
Gabon	17
Botswana	15
Zambia	12
Algeria	11

* Excludes regions with population < 1M





Sources



*** Per 1M = Per 1 Million Population unless otherwise noted*

Johns Hopkins Coronavirus Resource Center:

<https://coronavirus.jhu.edu/map.html>

Worldometer Coronavirus Reporting:

<https://www.worldometers.info/coronavirus/>

Public Health England:

<https://www.gov.uk/government/publications/covid-19-track-coronavirus-cases>

US Department of Homeland Security, Homeland Infrastructure Foundation-Level Data:

<https://hifld-geoplatform.opendata.arcgis.com/datasets/hospitals>

City of New York, NYC Health:

<https://www1.nyc.gov/site/doh/covid/covid-19-data.page>

Chicago Coronavirus Latest Data:

<https://www.chicago.gov/city/en/sites/covid-19/home/latest-data.html>

National Health Commission of the PRC:

<http://www.nhc.gov.cn/xcs/yqtb/202003/bf66696029ba420098164607240074f8.shtml>

Korean Centers for Disease Control and Prevention:

http://www.cdc.go.kr/cdc_eng/

CDC, Severe Outcomes Among Patients with Coronavirus Disease 2019 (COVID-19):

<https://www.cdc.gov/mmwr/volumes/69/wr/mm6912e2.htm>

Italian Department of Civil Protection, COVID Monitoring:

<http://opendatadpc.maps.arcgis.com/apps/opsdashboard/index.html#/b0c68bce2cce478eaac82fe38d4138b1>

The COVID Tracking Project:

<https://covidtracking.com/data/>

UK Office for National Statistics

<https://www.ons.gov.uk/peoplepopulationandcommunity/birthsdeathsandmarriages/deaths/bulletins/deathsregisteredweeklyinenglandandwalesprovisional/weekending24april2020>

WHO Europe, Surveillance Report:

<http://www.euro.who.int/en/health-topics/health-emergencies/coronavirus-covid-19/weekly-surveillance-report>

WHO Europe, Principles for Transition:

<http://www.euro.who.int/en/media-centre/sections/statements/2020/statement-transition-to-a-new-normal-during-the-covid-19-pandemic-must-be-guided-by-public-health-principles>

COVID-19 Information for Switzerland:

<https://www.corona-data.ch/>

Italian Ministry of Health:

<http://www.salute.gov.it/portale/nuovocoronavirus/dettaglioContenutiNuovoCoronavirus.jsp?lingua=italiano&id=5351&area=nuovoCoronavirus&menu=vuoto>

New South Wales Government:

<https://www.health.nsw.gov.au/Infectious/diseases/Pages/covid-19-latest.aspx>

Provincial Health Services Authority of Canada. BC Center for Disease Control:

<http://www.bccdc.ca/about/news-stories/stories/2020/information-on-novel-coronavirus>

Coronavirus Cases in Japan by Prefecture, Nippon Communications Foundation:

<https://www.nippon.com/en/japan-data/h00657/coronavirus-cases-in-japan-by-prefecture.html>

Secretary of Health, Mexico:

<https://www.gob.mx/salud/en>

OECD Economic Outlooks, Statistics:

https://www.oecd-ilibrary.org/economics/data/oecd-economic-outlook-statistics-and-projections_eo-data-en

Public Health Authority of Sweden:

<https://www.folkhalsomyndigheten.se/smittskydd-beredskap/utbrott/aktuella-utbrott/covid-19/bekraftade-fall-i-sverige>

National Public Health Agency of France:

<https://www.santepubliquefrance.fr/regions/ile-de-france/documents/bulletin-regional/2020/covid-19-point-epidemiologique-en-ile-de-france-du-23-avril-2020>

Florida Department of Health, COVID-19 Response:

<https://floridahealthcovid19.gov>

CDC:

<https://www.cdc.gov/covid-data-tracker/index.html#demographics>

CDC Provisional COVID19 Deaths Counts

<https://data.cdc.gov/NCHS/Provisional-COVID-19-Death-Counts-by-Sex-Age-and-S/9bhg-hcku>

Johns Hopkins Coronavirus Resource Center:

<https://coronavirus.jhu.edu/map.html>

CIA World Factbook:

<https://www.cia.gov/library/publications/resources/the-world-factbook/>