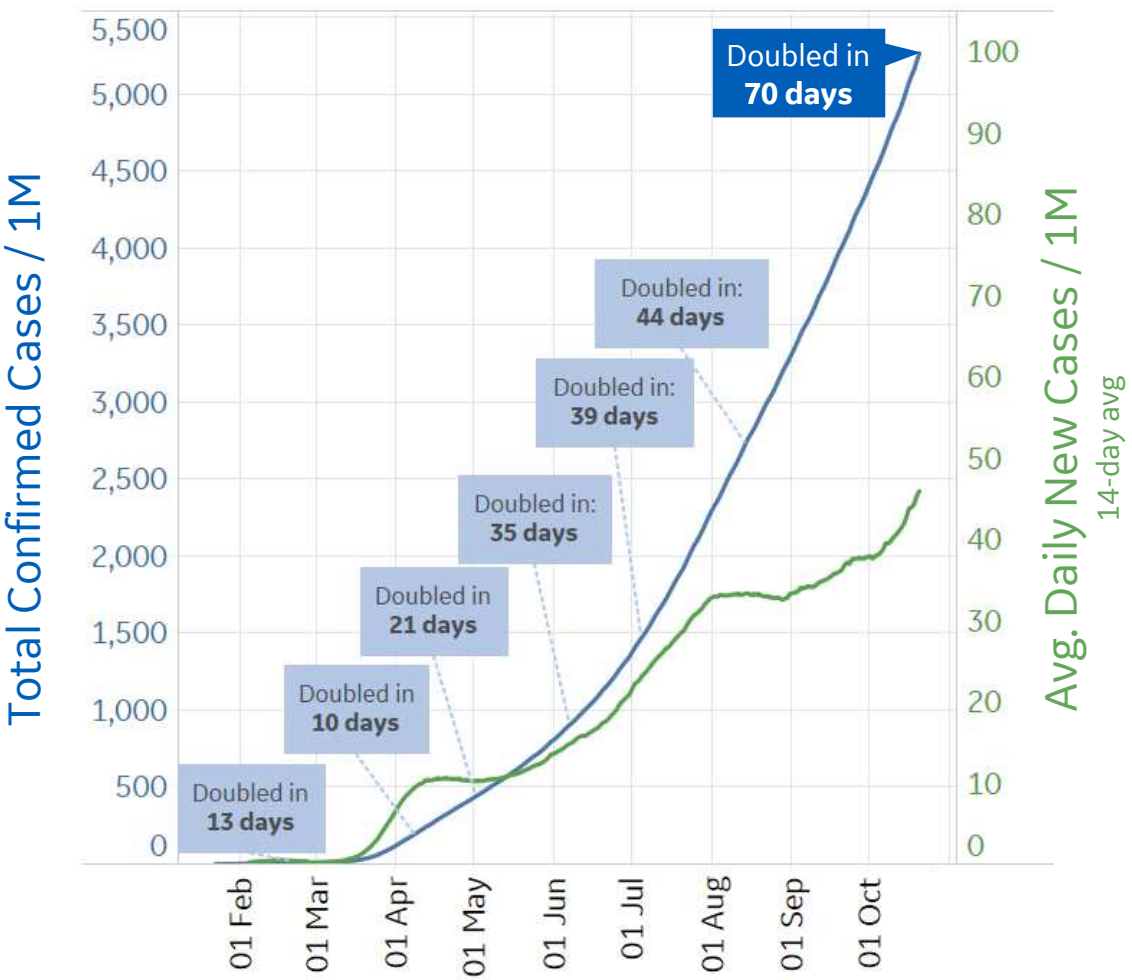




# Global Confirmed & Active Cases

Trend since 22 Jan



Avg. Daily New Cases / 1M

Over the last 14 days



Per 1M:	Today	Change from Yesterday
Active Today	1,517	+1%
Active	22 new	+1%
Confirmed	50 new	+1%
Deaths	1 new	+1%
Recovered	27 new	+1%
Worldwide Survival Rate	97.2%	+0.35% *

\* %Change in Worldwide Survival Rate reflects change from 30 days ago  
Worldwide Survival Rate calculation = 100 \* ((Total Confirmed - Total Deaths) / (Total Confirmed))

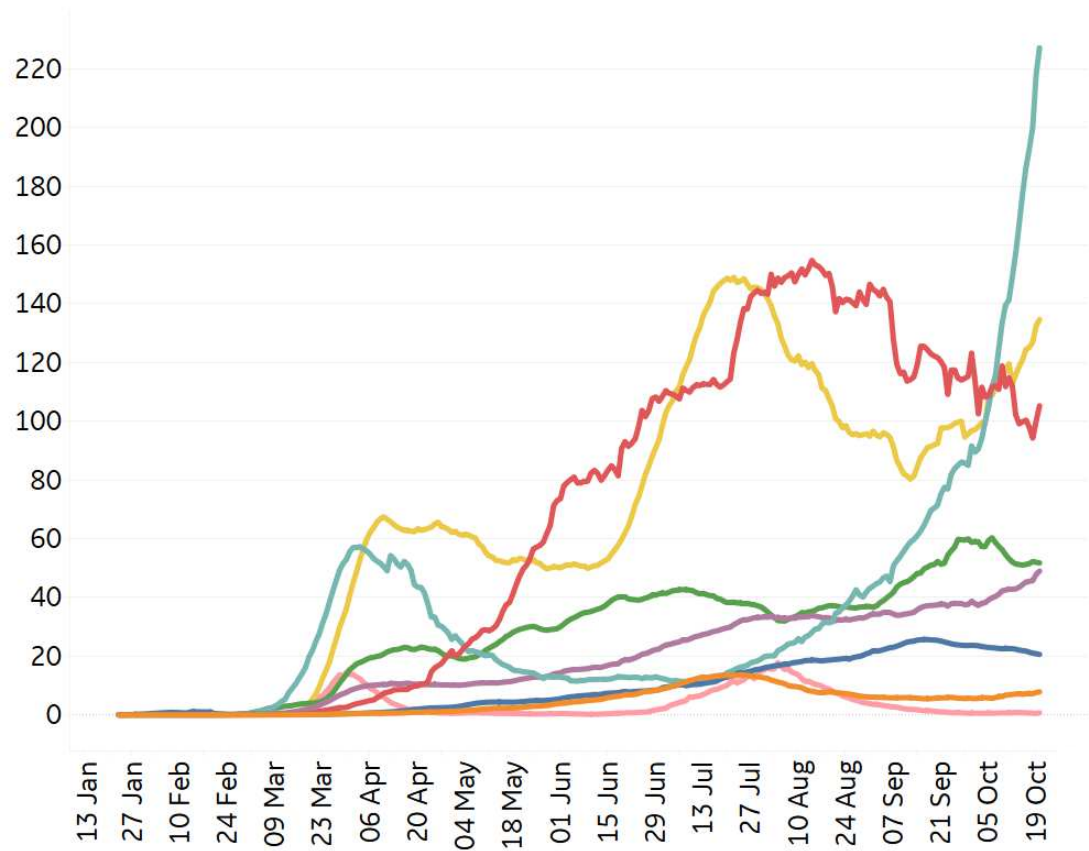


# New Confirmed Cases & New Deaths

Key **World** **North America** **Europe** **Middle East** **Cent & South America** **Asia** **Africa** **Oceania**

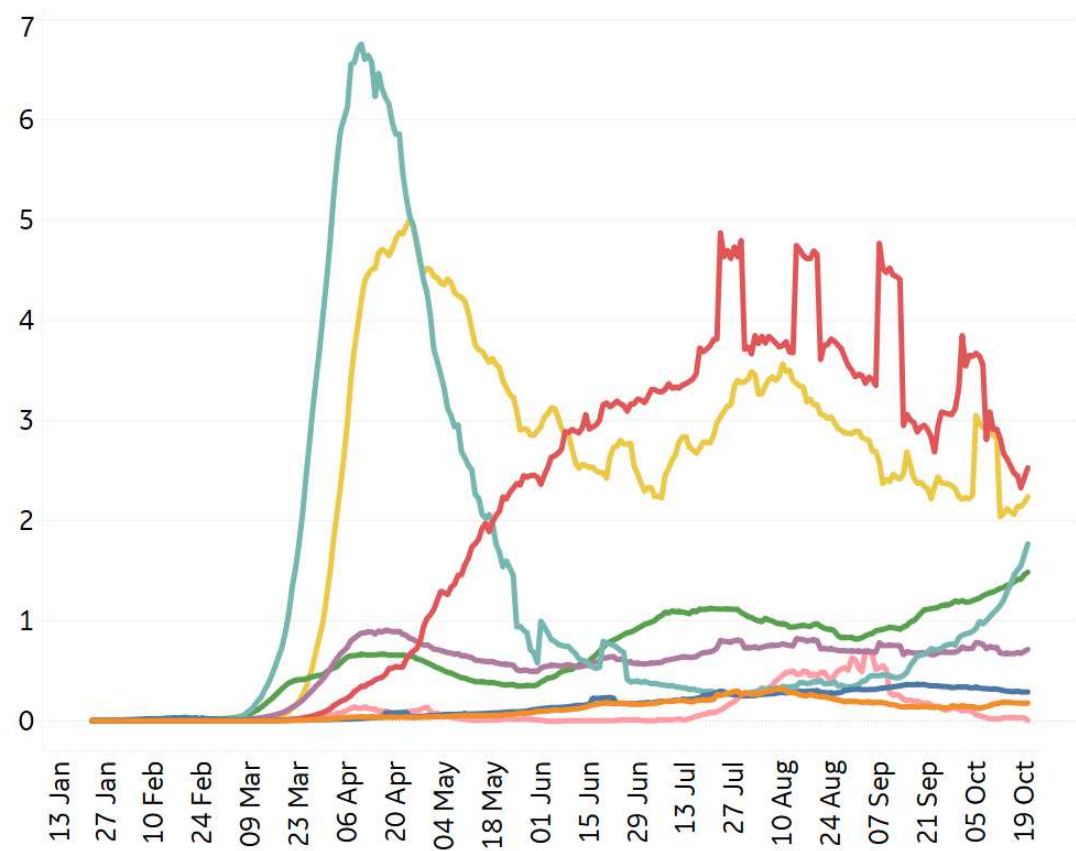
## New Confirmed Cases / 1M

7-day rolling average



## New Deaths / 1M

7-day rolling average





# Top 50 Countries: Per 1M

Updated 21 Oct 2020, 3:30 GMT

3

1 - 25	Average over last 7 days		Total Since 22 Jan			Change from 14d Ago in 14 day avg of daily new	
	New Confirmed	New Deaths	Total Confirmed	Total Recovered	Total Deaths	Confirmed	Deaths
Peru	73	2	26,413	23,914	1,026	-33%	-33%
Belgium	825	3	20,722	1,853	905	264%	190%
Spain	282	3	21,138	3,216	732	14%	9%
Bolivia	14	2	11,997	9,040	730	-57%	-20%
Brazil	108	3	24,812	21,295	728	-19%	-22%
Chile	76	2	25,867	24,411	717	-15%	-16%
Ecuador	48	1	8,735	7,606	703	-16%	22%
US	180	2	24,995	9,955	668	30%	1%
UK	269	2	11,276	N/A**	649	84%	145%
Italy	163	1	7,186	4,218	607	255%	131%
Argentina	322	8	22,546	18,357	600	13%	-33%
Panama	147	2	29,142	23,646	599	-2%	-6%
Sweden	81	0	10,533	N/A**	586	53%	200%
Colombia	140	3	19,145	17,230	575	13%	-14%
France	383	2	14,911	1,693	520	76%	61%
North Macedo..	206	3	11,614	8,483	408	129%	30%
Netherlands	465	2	14,614	311	401	110%	68%
Moldova	166	4	16,846	12,167	401	-1%	43%
Ireland	234	1	10,583	4,732	378	140%	184%
Armenia	440	3	22,507	16,446	372	151%	113%
EU	238	2	9,972	3,185	358	102%	69%
Kosovo	51	1	9,217	7,972	355	64%	5%
South Africa	28	2	11,909	10,784	315	16%	58%
Romania	192	3	9,682	6,986	312	87%	42%
Bos. and Herz.	184	3	10,787	7,791	310	125%	-9%

26 - 50	Average over last 7 days		Total Since 22 Jan			Change from 14d Ago in 14 day avg of daily new	
	New Confirmed	New Deaths	Total Confirmed	Total Recovered	Total Deaths	Confirmed	Deaths
Israel	157	4	35,372	32,639	263	-65%	-6%
Honduras	78	1	9,110	3,628	261	15%	-44%
Iraq	90	1	10,805	9,103	258	-20%	-2%
Switzerland	335	1	9,956	6,309	248	395%	137%
Costa Rica	215	3	19,223	11,800	240	2%	-11%
Oman	107	2	21,743	18,985	220	6%	6%
Portugal	205	1	10,173	6,070	217	120%	69%
Dom. Rep.	39	0	11,244	9,151	203	8%	-35%
Bahrain	190	2	46,153	44,129	179	-29%	23%
Paraguay	98	2	7,862	5,211	173	-4%	2%
Kyrgyzstan	67	0	8,110	7,072	171	126%	N/A
Russia	102	2	9,749	7,404	168	59%	47%
Kuwait	167	1	27,565	25,570	167	25%	86%
Czechia	856	7	18,111	7,387	151	182%	214%
Saudi Arabia	12	1	9,851	9,458	150	-11%	-23%
Ukraine	131	2	7,271	3,080	136	40%	46%
Libya	123	2	7,409	4,050	109	38%	1%
Austria	161	1	7,489	5,708	101	68%	80%
Belarus	66	0	9,409	8,519	99	57%	-10%
West Bank an..	92	1	10,534	9,073	92	-3%	-10%
Lebanon	177	1	9,426	4,322	78	8%	-2%
Qatar	76	0	45,103	44,035	78	-1%	60%
UAE	130	0	11,890	11,154	48	17%	17%
Singapore	1	0	9,900	9,883	5	-55%	N/A
Total World	49	1	5,265	3,603	145	19%	-5%

\*Change from 14d ago:  
Compares 14d-avgs. of Daily New Cases/Deaths  
today with 14d-avgs. from 14d ago

Confirmed cases / 1M increased by 20% in the **EU** and 5% in the **US** in the last week

Sorted by Total Deaths / 1M  
Top 50 countries selected by Cases / 1M  
Excluded countries with population < 1M

N/A\*\* due to inconsistent reporting of Recovered Cases



# Top 50 Countries: Raw Volume

Updated 21 Oct 2020, 3:30 GMT

4

1 - 25	Average over last 7 days		Total Since 22 Jan			Change from 14d Ago <sup>*</sup> in 14 day avg of daily new	
	New Confirmed	New Deaths	Total Confirmed	Total Recovered	Total Deaths	Confirmed	Deaths
US	59,527	738	8,273,296	3,295,148	221,052	30%	1%
EU	106,188	768	4,439,935	1,418,177	159,250	102%	69%
Brazil	22,904	548	5,273,954	4,526,393	154,837	-19%	-22%
India	58,817	761	7,651,107	6,795,103	115,914	-20%	-22%
Mexico	5,053	353	860,714	730,594	86,893	-26%	-43%
UK	18,254	136	765,487	N/A**	44,057	84%	145%
Italy	9,855	66	434,449	255,005	36,705	255%	131%
Spain	13,177	144	988,322	150,376	34,210	14%	9%
France	25,003	135	973,275	110,515	33,928	76%	61%
Peru	2,415	57	870,876	788,494	33,820	-33%	-33%
Iran	4,469	281	539,670	434,676	31,034	18%	31%
Colombia	7,149	162	974,139	876,731	29,272	13%	-14%
Argentina	14,566	361	1,018,999	829,647	27,100	13%	-33%
Russia	14,856	234	1,422,775	1,080,461	24,473	59%	47%
South Africa	1,681	90	706,304	639,568	18,656	16%	58%
Chile	1,457	44	494,478	466,643	13,702	-15%	-16%
Indonesia	4,031	101	368,842	293,653	12,734	-1%	-12%
Ecuador	849	24	154,115	134,187	12,404	-16%	22%
Belgium	9,560	35	240,159	21,476	10,489	264%	190%
Iraq	3,606	57	434,598	366,134	10,366	-20%	-2%
Germany	6,897	29	385,591	299,743	9,882	164%	96%
Canada	2,409	20	206,349	174,514	9,849	31%	-10%
Turkey	1,805	70	351,413	306,939	9,445	12%	-2%
Bolivia	159	25	140,037	105,526	8,526	-57%	-20%
Netherlands	7,974	26	250,411	5,327	6,874	110%	68%

26 - 50	Average over last 7 days		Total Since 22 Jan			Change from 14d Ago <sup>*</sup> in 14 day avg of daily new	
	New Confirmed	New Deaths	Total Confirmed	Total Recovered	Total Deaths	Confirmed	Deaths
Pakistan	612	13	324,744	308,674	6,692	-6%	52%
Philippines	2,295	45	360,775	310,642	6,690	-3%	1%
Egypt	131	10	105,705	98,413	6,142	9%	-28%
Romania	3,685	66	186,254	134,395	5,996	87%	42%
Ukraine	5,712	99	317,967	134,680	5,948	40%	46%
Sweden	818	3	106,380	N/A**	5,922	53%	200%
Bangladesh	1,473	17	391,586	307,141	5,699	3%	-26%
Saudi Arabia	411	19	342,968	329,270	5,217	-11%	-23%
Poland	8,180	89	192,539	95,956	3,721	274%	150%
Guatemala	548	19	102,219	91,604	3,546	-11%	36%
Morocco	3,151	49	179,003	148,838	3,027	31%	18%
Panama	635	11	125,739	102,028	2,585	-2%	-6%
Israel	1,359	32	306,162	282,505	2,278	-65%	-6%
Portugal	2,088	15	103,736	61,898	2,213	120%	69%
Dom. Rep.	424	3	121,973	99,271	2,204	8%	-35%
Kazakhstan	112	4	109,766	105,301	1,796	54%	6%
Japan	535	6	93,895	85,867	1,679	9%	-22%
Czechia	9,171	73	193,946	79,108	1,619	182%	214%
Costa Rica	1,098	14	97,922	60,109	1,222	2%	-11%
Oman	546	10	111,033	96,949	1,122	6%	6%
Nepal	3,396	15	139,129	96,609	765	100%	51%
Kuwait	712	6	117,718	109,198	714	25%	86%
UAE	1,284	3	117,594	110,313	470	17%	17%
Qatar	220	1	129,944	126,866	224	-1%	60%
Total World	378,967	5,514	40,783,295	27,908,262	1,124,744	19%	-5%

<sup>\*</sup>Change from 14d ago:  
Compares 14d-avgs. of Daily New Cases/Deaths  
today with 14d-avgs. from 14d ago

Reported deaths in **Poland** increased 20% in the last week

Sorted by Raw Total Deaths  
Top 50 countries selected by Total Cases  
Excluded countries with population < 1M

N/A\*\* due to inconsistent reporting of Recovered Cases





# United States: Per 1M



## 1 - 25

	Average over last 7 days		Total Since 22 Jan			Change from 14d Ago* in 14 day avg of daily new	
	New Confirmed	New Deaths	Total Confirmed	Total Recovered	Total Deaths	Confirmed	Deaths
New Jersey	114	1	25,016	4,054	1,827	47%	13%
New York	72	0	25,007	4,037	1,715	25%	14%
Massachusetts	105	3	21,105	17,249	1,416	19%	5%
Connecticut	111	1	18,078	2,707	1,279	69%	52%
Louisiana	119	3	38,006	34,803	1,242	12%	-12%
Rhode Island	228	3	27,044	2,415	1,099	97%	50%
Mississippi	258	4	37,405	32,819	1,076	26%	-3%
DC	76	1	23,301	18,256	910	26%	10%
Arizona	122	1	32,002	5,318	802	55%	-42%
Illinois	301	3	27,972	N/A	753	65%	25%
Florida	144	4	35,404	N/A	750	25%	-1%
Michigan	188	2	16,621	10,968	739	64%	35%
Georgia	123	3	32,252	N/A	723	9%	-20%
S. Carolina	183	3	32,143	16,191	718	3%	-1%
Delaware	137	1	23,953	12,575	686	9%	22%
Maryland	104	1	22,618	1,311	670	17%	15%
Pennsylvania	115	2	14,839	11,408	665	44%	33%
Texas	175	2	29,738	25,306	606	12%	-21%
Indiana	267	4	22,380	16,291	595	66%	55%
Arkansas	297	6	33,283	29,917	573	12%	0%
Alabama	214	4	35,595	15,141	572	1%	83%
Nevada	216	2	29,706	758	561	30%	18%
North Dakota	1,016	10	44,178	35,722	541	59%	57%
Iowa	352	4	34,612	26,471	500	26%	36%
New Mexico	285	2	18,073	9,539	449	120%	20%

\*Change from 14d ago:  
Compares 14d-avgs. of Daily New Cases/Deaths  
today with 14d-avgs. from 14d ago

Since 7 Oct, **North Dakota** and **South Dakota** had the largest  
percentage increase in reported deaths (+47% and +33%, respectively)

## 26 - 51

	Average over last 7 days		Total Since 22 Jan			Change from 14d Ago* in 14 day avg of daily new	
	New Confirmed	New Deaths	Total Confirmed	Total Recovered	Total Deaths	Confirmed	Deaths
Ohio	171	1	15,881	13,043	435	58%	-56%
Tennessee	308	3	34,202	30,484	432	39%	-8%
California	81	1	22,366	N/A	432	1%	-23%
Missouri	361	5	26,371	N/A	428	29%	22%
Virginia	114	2	19,597	2,246	408	30%	-16%
Minnesota	278	2	22,259	19,795	408	38%	46%
N. Carolina	194	2	23,717	20,837	381	7%	-16%
Colorado	186	1	15,205	1,255	379	65%	80%
South Dakota	826	7	38,949	29,035	373	68%	78%
New Hampshire	58	1	7,228	6,073	344	48%	175%
Kansas	261	5	24,776	829	307	-1%	123%
Oklahoma	291	3	27,685	23,679	301	14%	20%
Kentucky	251	2	20,043	3,895	300	34%	25%
Washington	82	1	13,021	N/A	300	14%	23%
Idaho	433	2	30,588	14,682	299	42%	5%
Nebraska	433	3	30,712	20,323	292	53%	26%
Wisconsin	565	3	30,654	23,951	280	31%	58%
Montana	599	5	22,543	13,887	236	88%	107%
West Virginia	156	2	11,450	8,363	229	40%	-18%
Utah	393	1	30,145	22,362	172	20%	40%
Oregon	80	1	9,516	1,392	150	19%	6%
Hawaii	59	2	9,998	7,824	133	-14%	-27%
Maine	22	0	4,454	3,873	109	1%	100%
Wyoming	386	1	16,459	11,998	105	57%	100%
Vermont	16	0	3,135	2,726	93	35%	N/A
Alaska	266	1	15,571	9,133	92	45%	-31%

Sorted by Total Deaths / 1M

N/As due to states revising and updating case counts



# United States: Raw Volume



## 1 - 25

	Average over last 7 days		Total Since 22 Jan			Change from 14d Ago* in 14 day avg of daily new	
	New Confirmed	New Deaths	Total Confirmed	Total Recovered	Total Deaths	Confirmed	Deaths
New York	1,396	9	486,480	78,530	33,366	25%	14%
Texas	5,066	69	862,277	733,758	17,558	12%	-21%
California	3,205	59	883,746	N/A	17,055	1%	-23%
New Jersey	1,015	6	222,193	36,005	16,227	47%	13%
Florida	3,091	82	760,389	N/A	16,105	25%	-1%
Massachusetts	722	18	145,464	118,892	9,758	19%	5%
Illinois	3,812	38	354,457	N/A	9,537	65%	25%
Pennsylvania	1,474	22	189,970	146,048	8,516	44%	33%
Georgia	1,305	31	342,438	N/A	7,674	9%	-20%
Michigan	1,876	18	165,994	109,539	7,383	64%	35%
Arizona	886	10	232,937	38,705	5,837	55%	-42%
Louisiana	554	13	176,681	161,792	5,772	12%	-12%
Ohio	2,002	9	185,639	152,460	5,083	58%	-56%
Connecticut	394	4	64,455	9,651	4,559	69%	52%
Maryland	629	5	136,744	7,926	4,050	17%	15%
Indiana	1,794	27	150,664	109,675	4,008	66%	55%
N. Carolina	2,038	25	248,750	218,541	3,992	7%	-16%
S. Carolina	944	17	165,493	83,361	3,696	3%	-1%
Virginia	975	16	167,270	19,170	3,482	30%	-16%
Mississippi	769	12	111,322	97,675	3,202	26%	-3%
Tennessee	2,106	22	233,569	208,182	2,952	39%	-8%
Alabama	1,048	20	174,528	74,238	2,805	1%	83%
Missouri	2,213	29	161,849	N/A	2,625	29%	22%
Minnesota	1,565	14	125,531	111,634	2,299	38%	46%
Washington	625	10	99,150	N/A	2,282	14%	23%

## 26 - 51

	Average over last 7 days		Total Since 22 Jan			Change from 14d Ago* in 14 day avg of daily new	
	New Confirmed	New Deaths	Total Confirmed	Total Recovered	Total Deaths	Confirmed	Deaths
Colorado	1,071	4	87,559	7,225	2,182	65%	80%
Arkansas	896	17	100,441	90,283	1,728	12%	0%
Nevada	666	8	91,499	2,336	1,727	30%	18%
Wisconsin	3,287	18	178,482	139,455	1,633	31%	58%
Iowa	1,111	12	109,202	83,518	1,576	26%	36%
Kentucky	1,122	10	89,544	17,402	1,342	34%	25%
Oklahoma	1,151	10	109,548	93,698	1,191	14%	20%
Rhode Island	241	4	28,649	2,558	1,164	97%	50%
New Mexico	598	3	37,896	20,001	942	120%	20%
Kansas	760	14	72,179	2,415	895	-1%	123%
Delaware	133	1	23,325	12,245	668	9%	22%
DC	54	1	16,445	12,884	642	26%	10%
Oregon	337	4	40,136	5,870	633	19%	6%
Nebraska	838	5	59,409	39,313	565	53%	26%
Utah	1,261	4	96,643	71,693	551	20%	40%
Idaho	774	3	54,663	26,238	535	42%	5%
New Hampshire	78	2	9,828	8,258	468	48%	175%
North Dakota	775	8	33,666	27,222	412	59%	57%
West Virginia	280	3	20,520	14,988	411	40%	-18%
South Dakota	731	6	34,457	25,686	330	68%	78%
Montana	640	5	24,093	14,842	252	88%	107%
Hawaii	83	2	14,156	11,078	189	-14%	-27%
Maine	30	0	5,987	5,206	146	1%	100%
Alaska	195	1	11,391	6,681	67	45%	-31%
Wyoming	223	1	9,526	6,944	61	57%	100%
Vermont	10	0	1,956	1,701	58	35%	N/A

\*Change from 14d ago:  
Compares 14d-avgs. of Daily New Cases/Deaths  
today with 14d-avgs. from 14d ago

**Wisconsin** reports the second highest new cases today,  
making up 8% of total new cases in the US

Sorted by Raw Total Deaths

N/As due to states revising and updating case counts





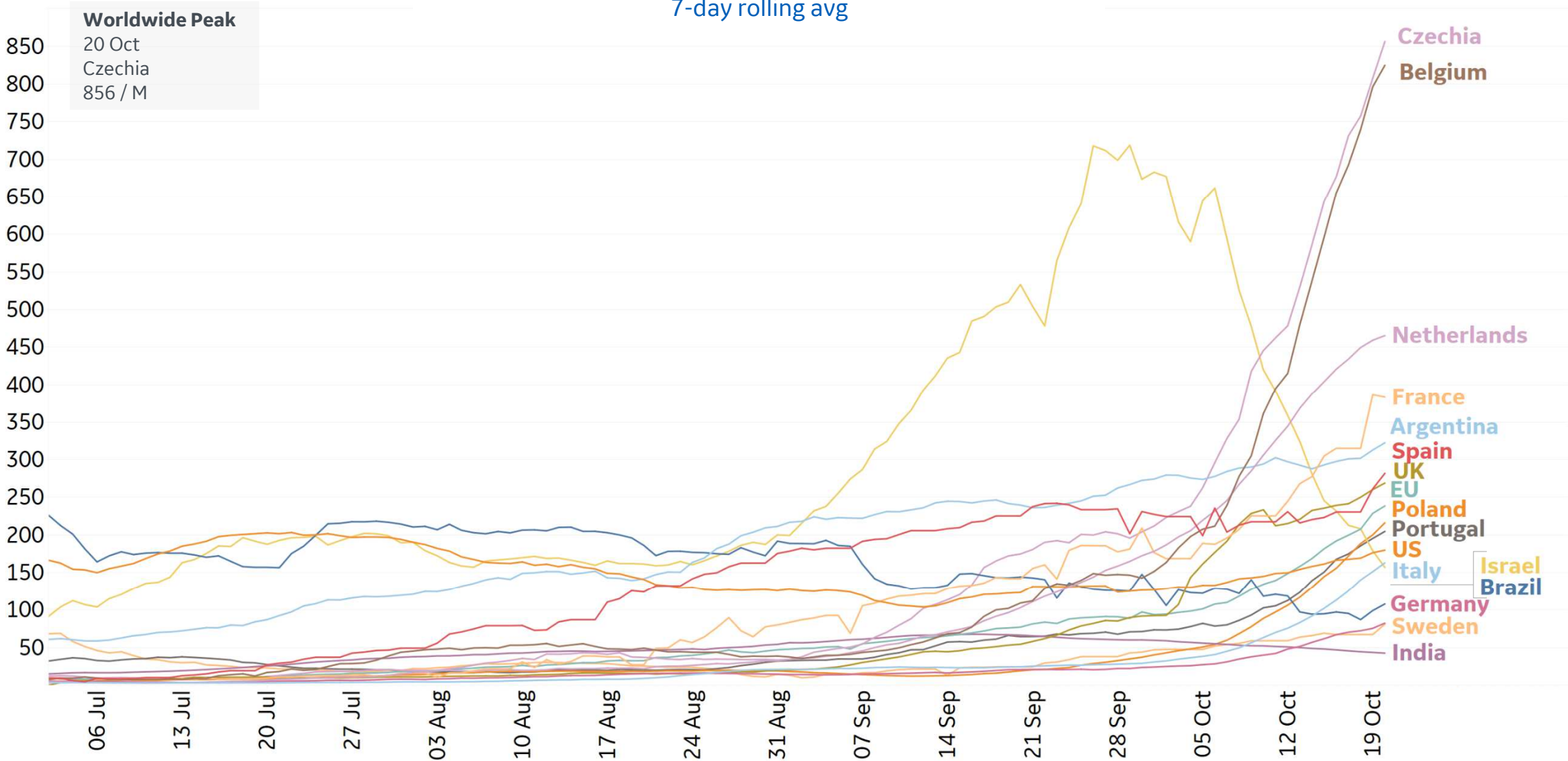
# New Confirmed Cases in Select Countries

Updated 21 Oct 2020, 3:30 GMT

7

## Daily New Confirmed Cases / 1M

7-day rolling avg



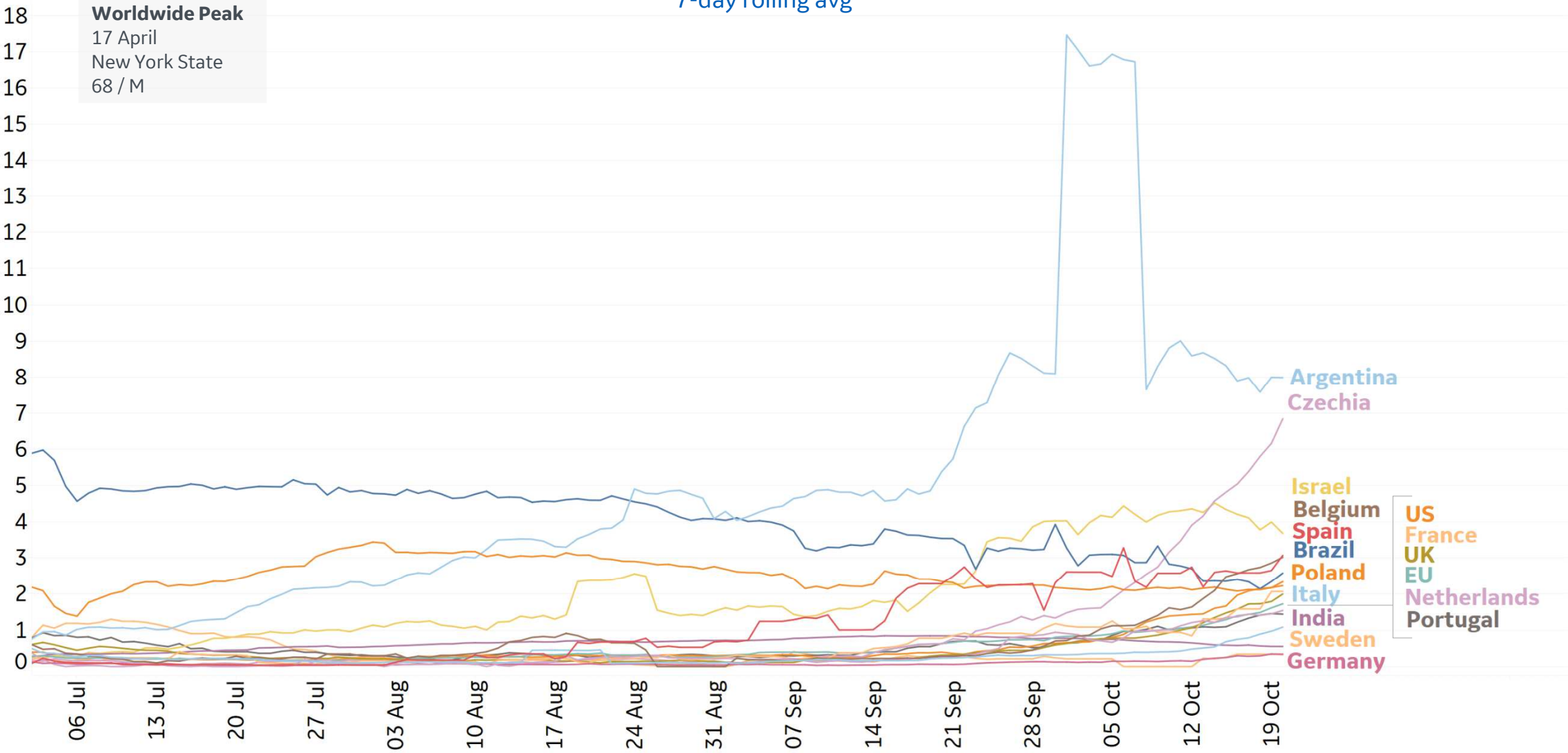


# New Deaths in Select Countries

Updated 21 Oct 2020, 3:30 GMT

8

**Daily New Deaths / 1M**  
7-day rolling avg

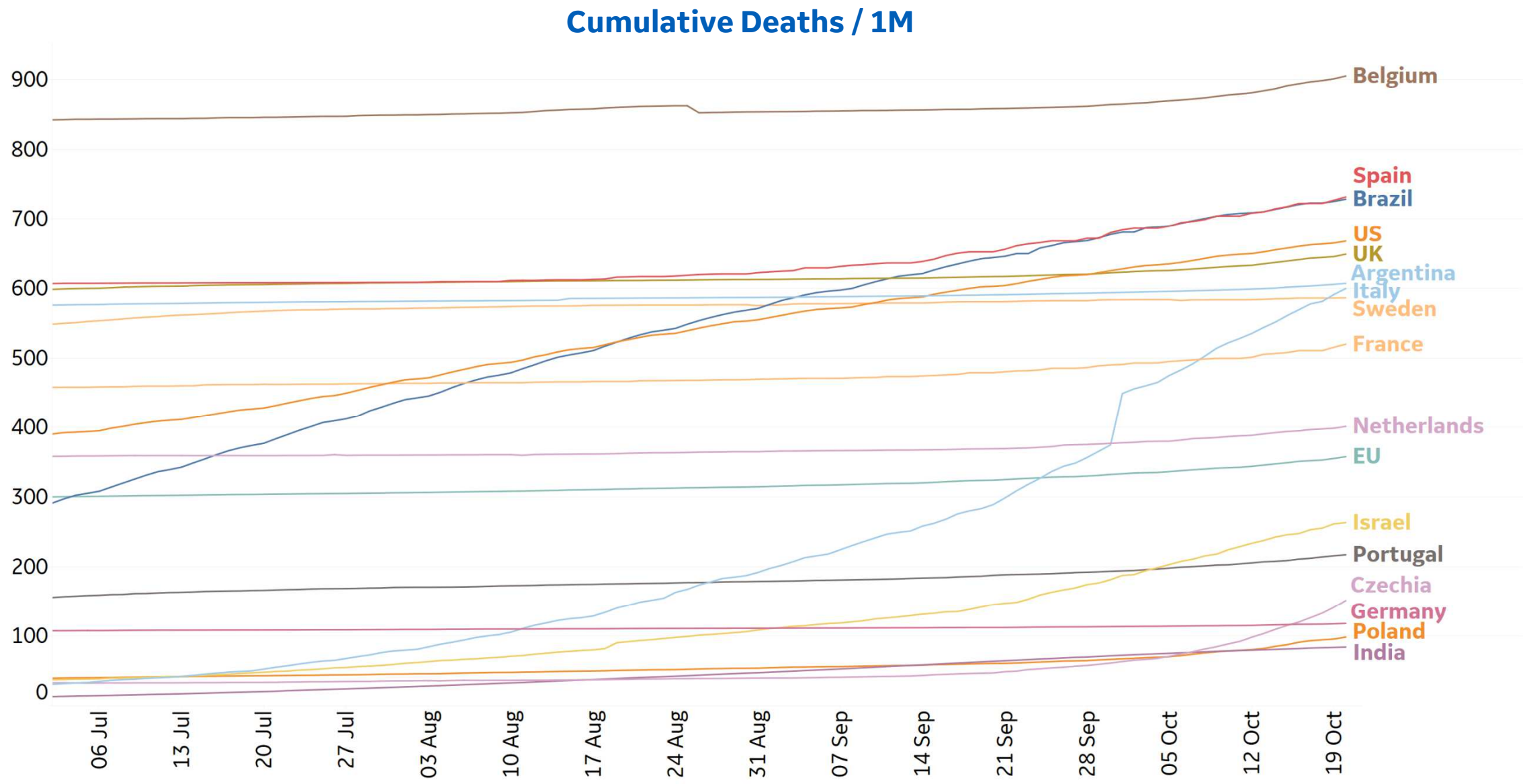


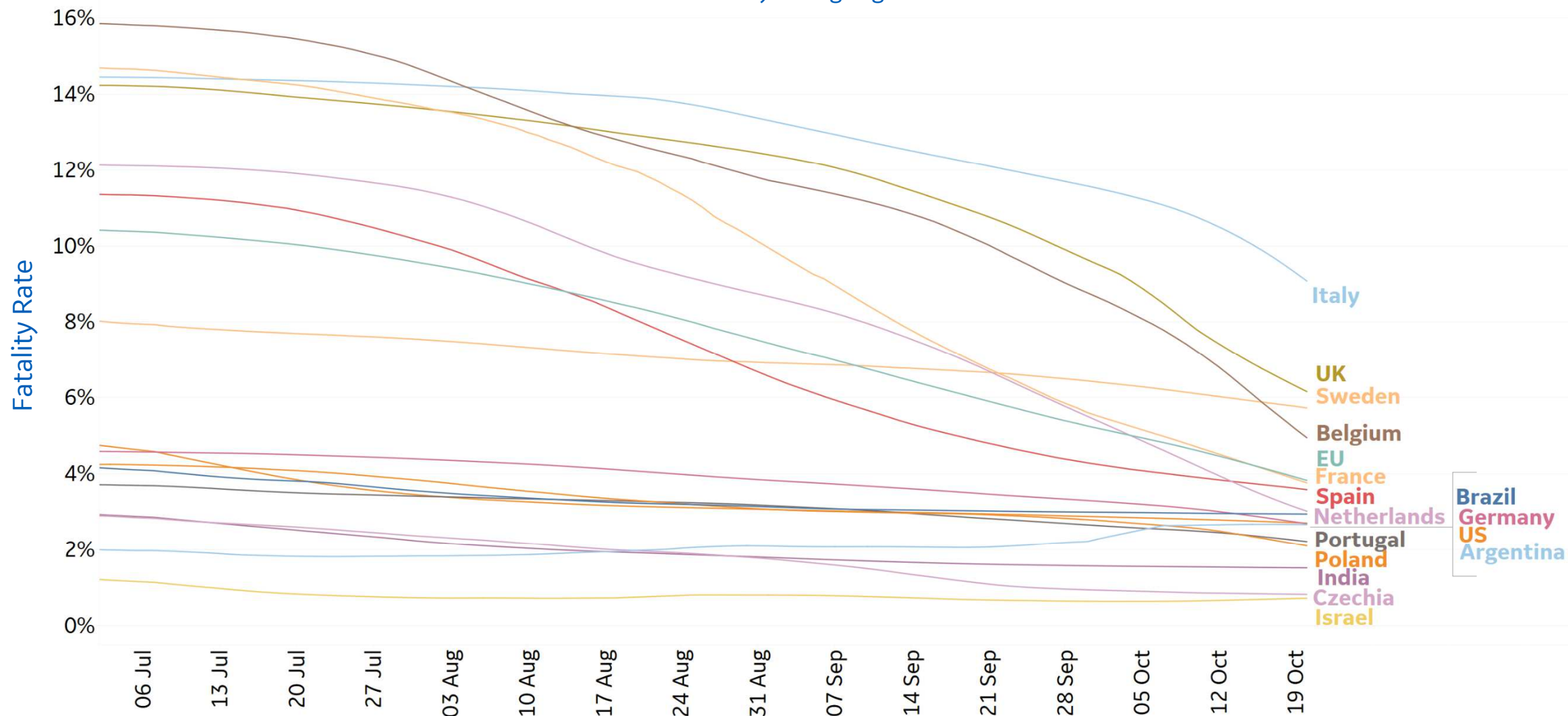
\*Large jump in Argentina's daily new deaths due to batched reporting of previously unreported fatalities on 1 Oct





# Cumulative Deaths in Select Countries







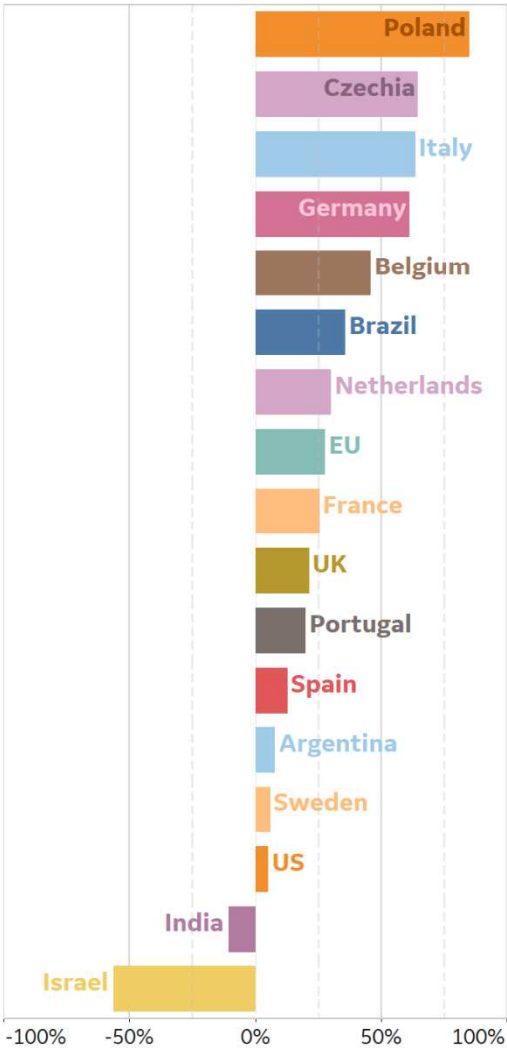
# % Change in Case Volume in Select Countries

Updated 21 Oct 2020, 3:30 GMT

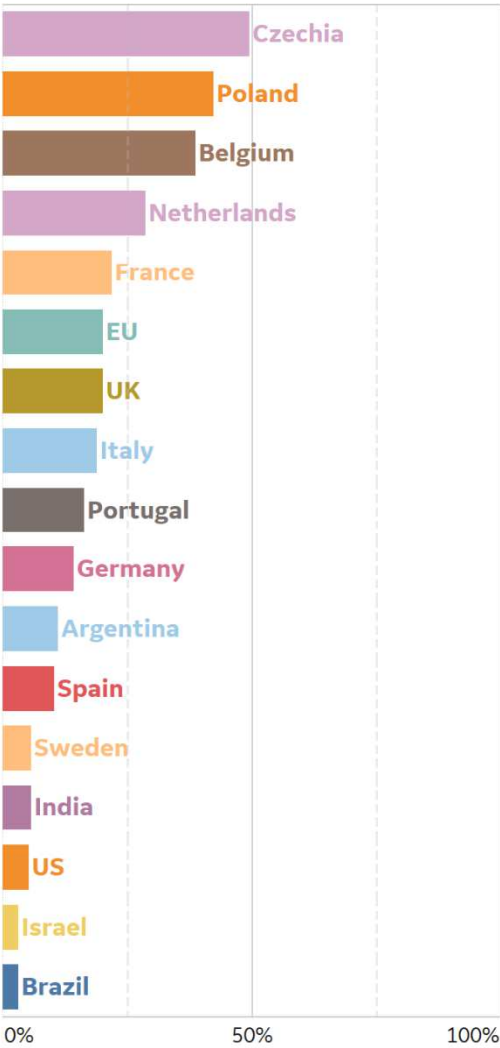
11

Over Previous 7 days

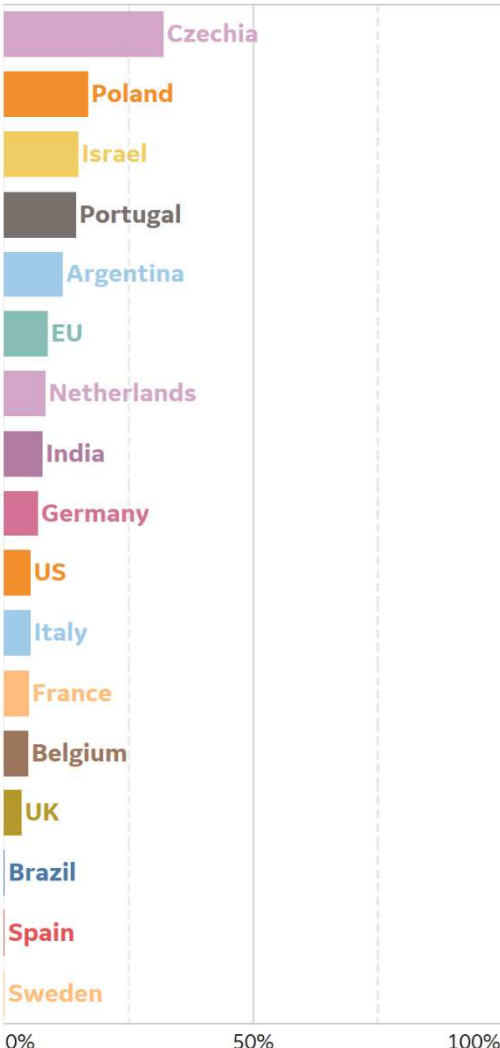
Active Cases



Confirmed Cases



Reported Recoveries



Reported Deaths

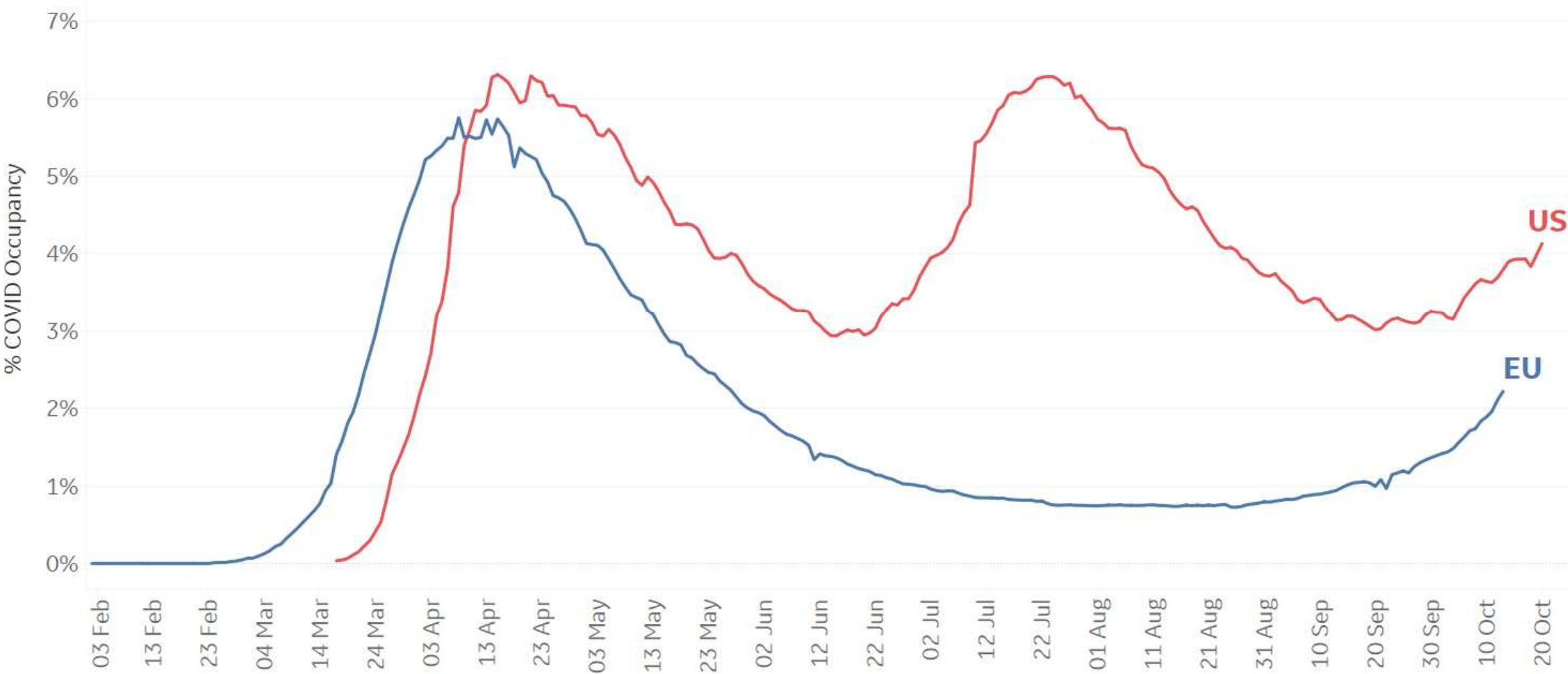






# Feature: % COVID Occupancy in EU and US

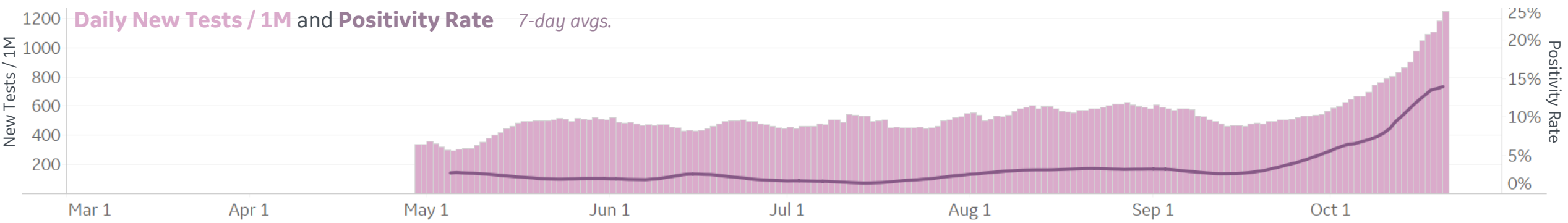
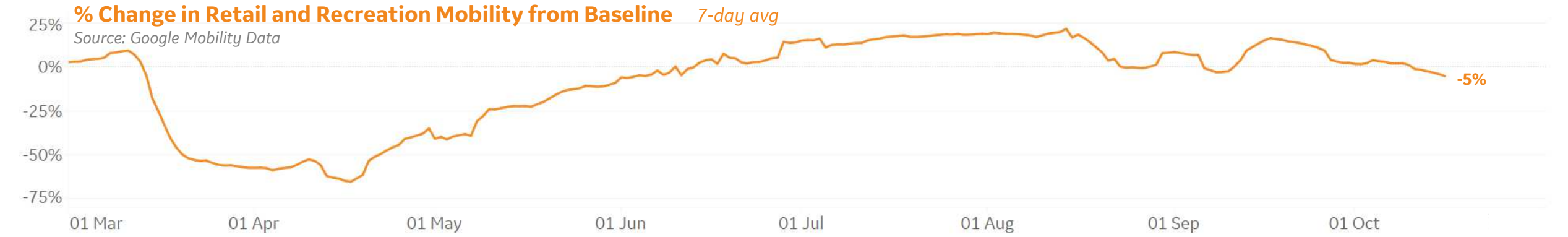
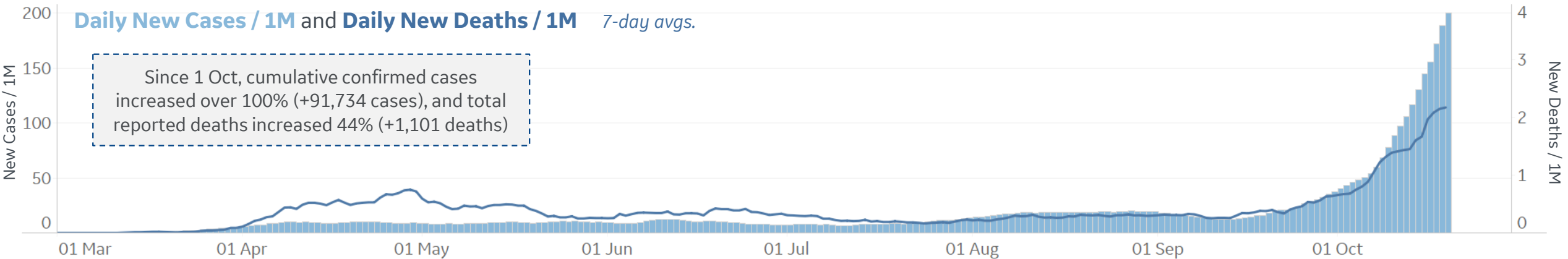
% of Total Inpatient Hospital Beds Occupied by COVID Patients Over Time



**Note:** Only includes data from countries and US states reporting currently hospitalized patients. EU data includes 18 out of 27 member countries (missing Cyprus, Germany, Greece, Lithuania, Malta, Netherlands, Romania, Spain, Sweden). US data includes all 50 states as of July, but earlier reporting did not. Bed counts used represent adult acute care beds.



# Feature: Poland





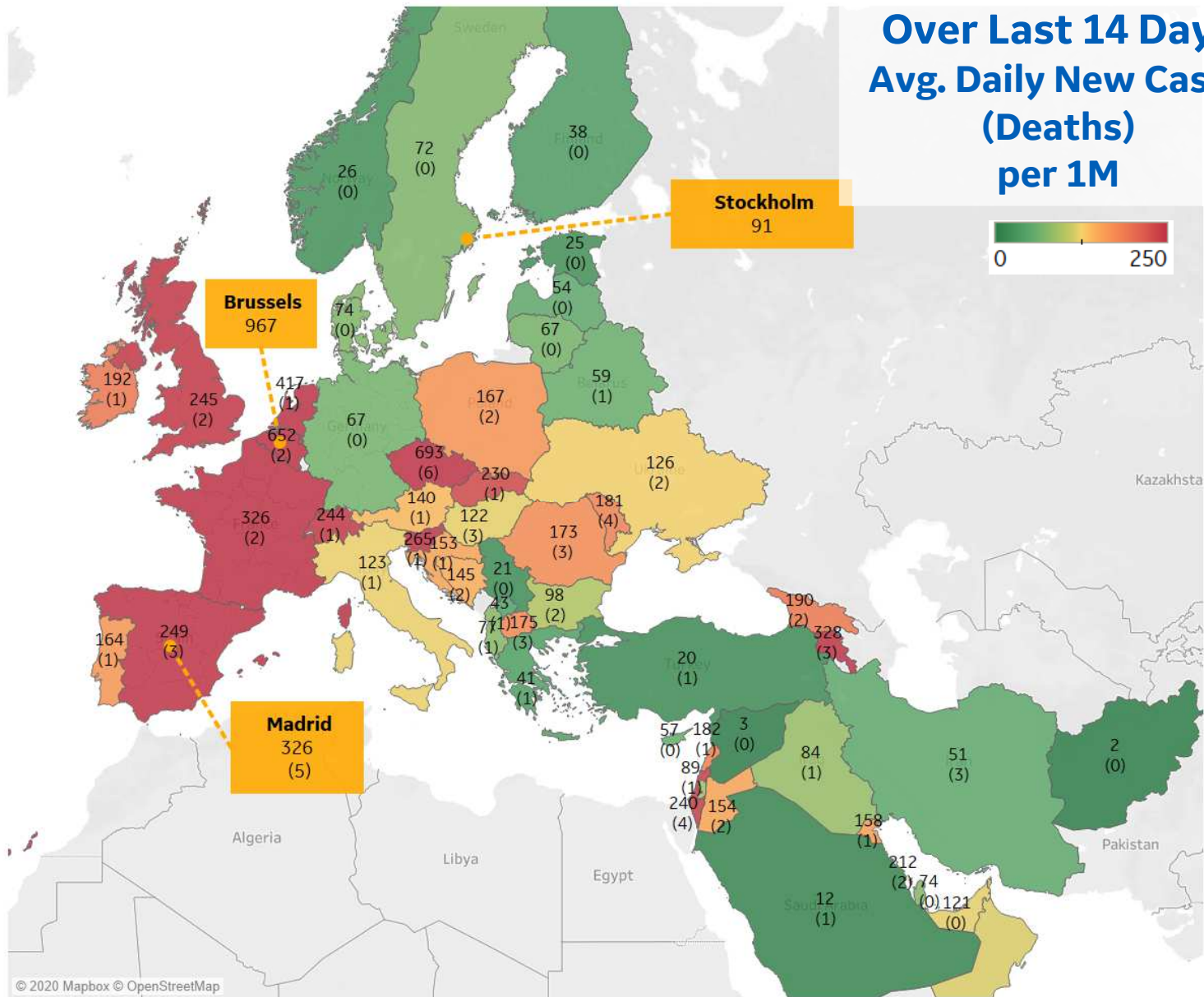
## Per 1M in Region

	Today	Change
Active Cases	4,376	+3%
Confirmed	173 new	+2%
Deaths	2 new	+0.8%
Recovered	45 new	+1%

## Most Daily New Cases / 1M

Czechia	693
Belgium	652
Netherlands	417
Armenia	328
France	326
Slovenia	265
Spain	249
UK	245
Switzerland	244
Israel	240

\* Excludes regions with population < 1M







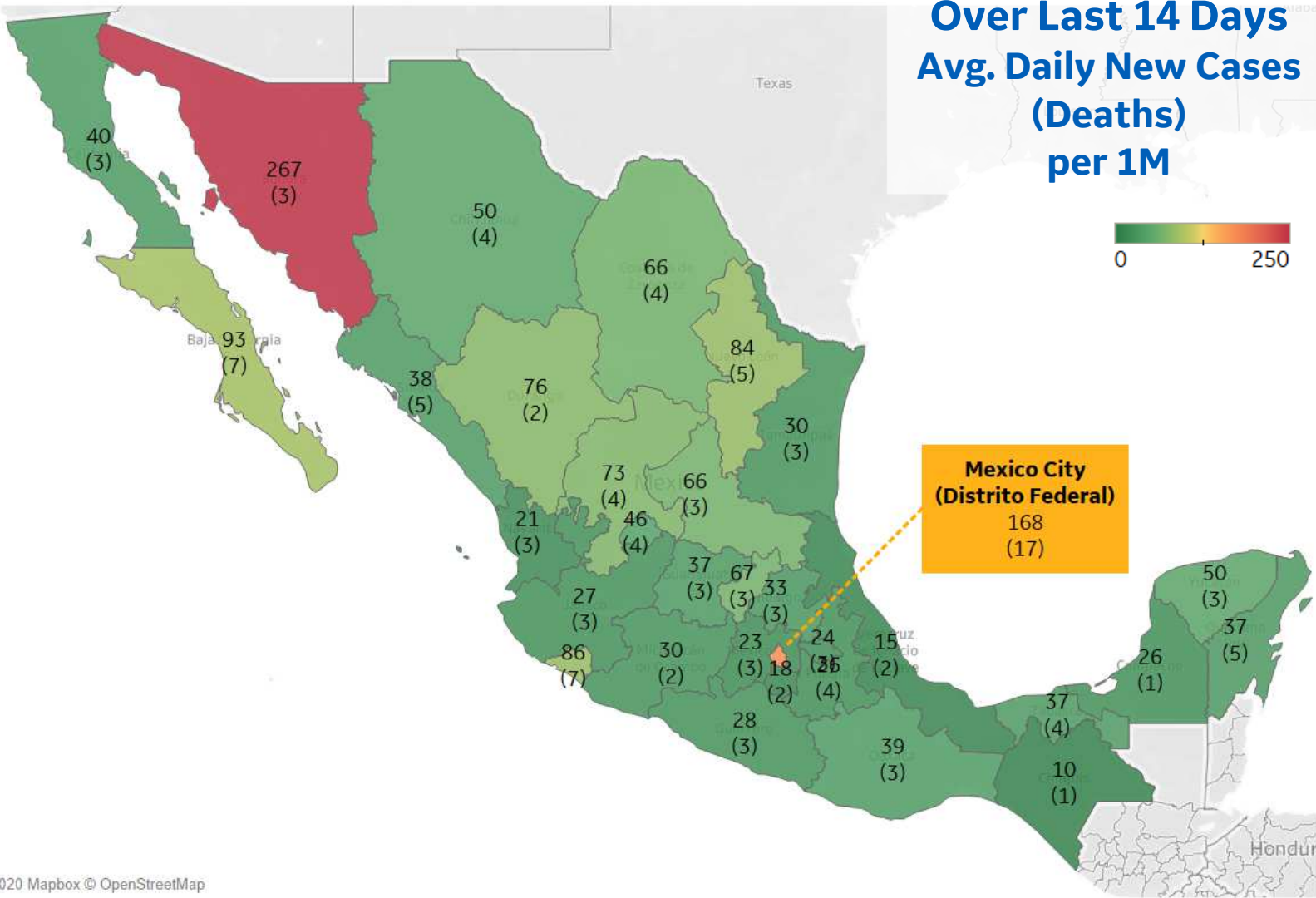
# Mexico

## Per 1M in Region

	Today	Change
Active Cases	335	+6%
Confirmed	45 new	+0.7%
Deaths	4 new	+0.6%
Recovered	22 new	+0%

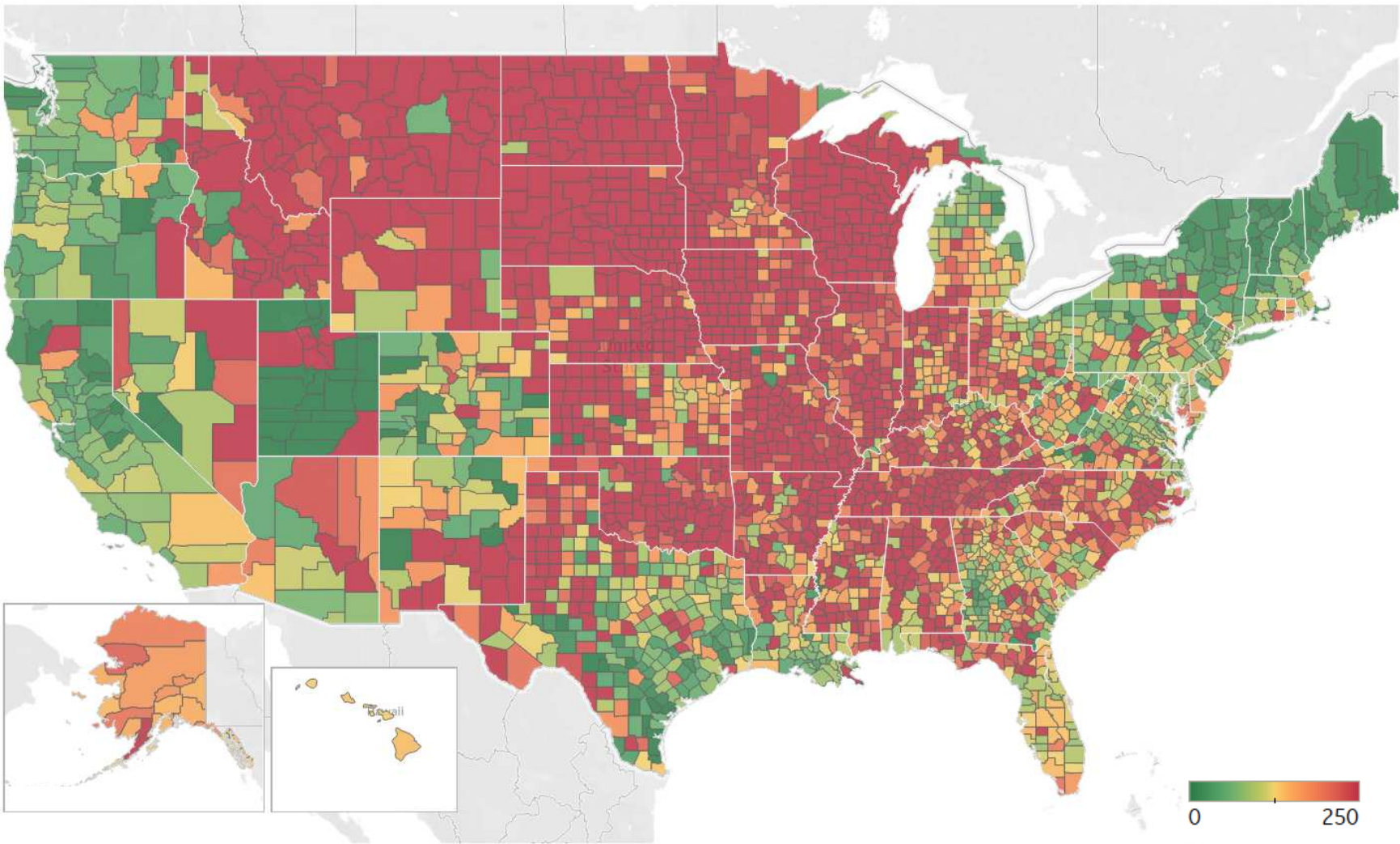
## Most Daily New Cases / 1M

Sonora	267
Distrito Federal	168
Baja California Sur	93
Colima	86
Nuevo León	84
Durango	76
Zacatecas	73
Querétaro	67
San Luis Potosí	66
Coahuila	66





## Over Last 14 Days...



### Top 10 by New Confirmed

Avg New Confirmed Cases / 1M

Brown County, WI	758
Lubbock County, TX	723
El Paso County, TX	681
Winnebago County, IL	591
Fayette County, KY	574
Utah County, UT	493
Salt Lake County, UT	447
St. Joseph County, IN	410
Milwaukee County, WI	409
Waukesha County, WI	404

### Top 10 by New Deaths

Avg New Deaths / 1M

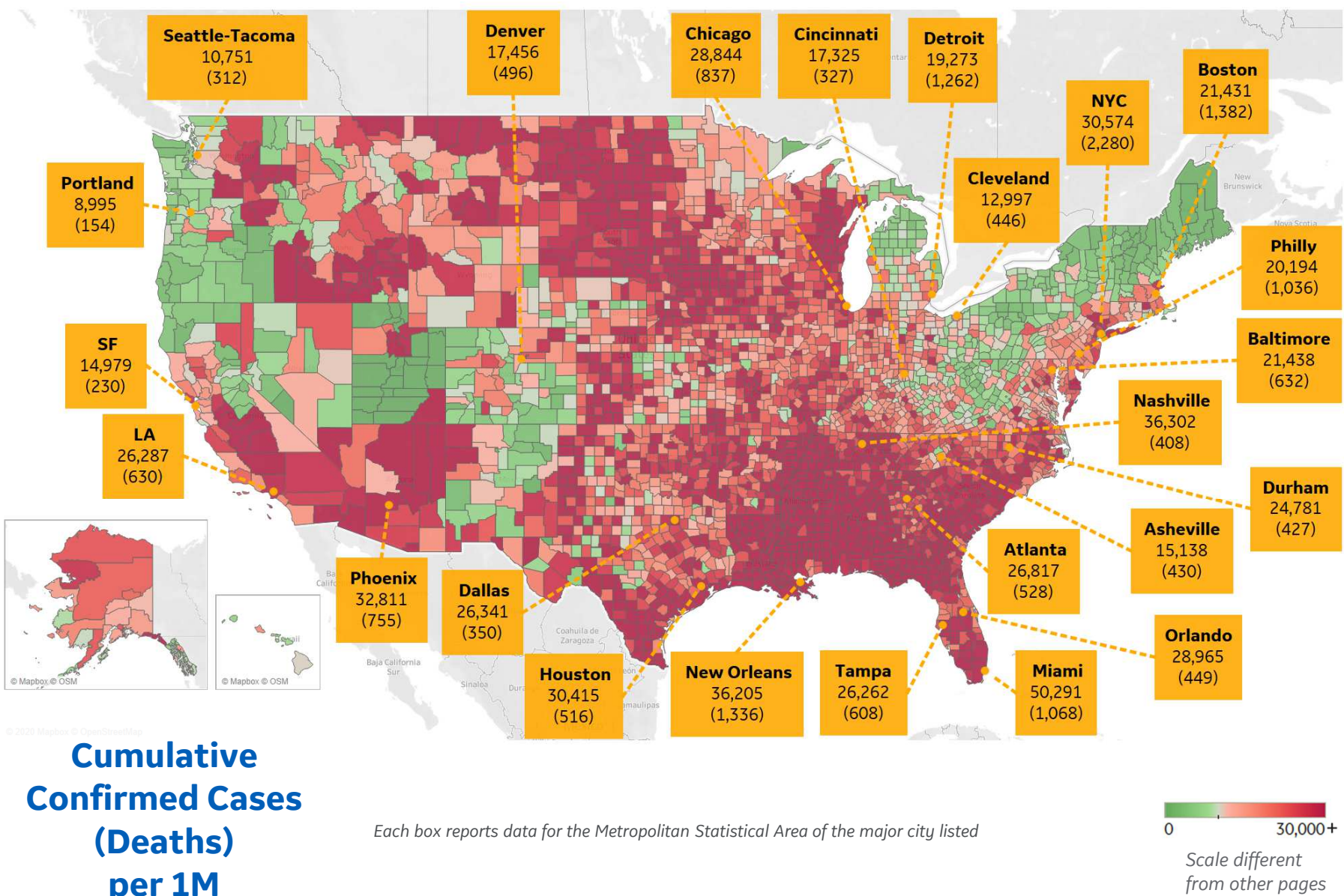
Hidalgo County, TX	9
Greene County, MO	9
St. Joseph County, IN	8
Cameron County, TX	8
Sarasota County, FL	8
Webb County, TX	7
Marion County, FL	6
Polk County, FL	6
Escambia County, FL	6
Pulaski County, AR	6

**Note:** Includes counties  $\geq$  250K population





# US by County & Metro, Cumulative to Date



## Top 25 Counties

Cumulative Confirmed Cases / 1M

Miami-Dade County, FL	65,988
Nueces County, TX	58,038
Cameron County, TX	56,286
Webb County, TX	53,616
Rockland County, NY	53,007
Lubbock County, TX	51,222
Brown County, WI	50,710
Yakima County, WA	46,777
Davidson County, TN	43,095
Jefferson Parish, LA	42,556
Broward County, FL	41,754
Westchester County, NY	40,947
Escambia County, FL	40,934
Charleston County, SC	40,610
El Paso County, TX	40,555
Utah County, UT	40,507
Richland County, SC	40,237
Passaic County, NJ	40,032
Leon County, FL	39,910
Hidalgo County, TX	39,533
Milwaukee County, WI	38,128
Kern County, CA	37,211
McLennan County, TX	37,031
Tulare County, CA	36,907
Polk County, IA	36,900

**Note:** Includes counties ≥ 250K population

\* New York City counties aggregated into one reporting area





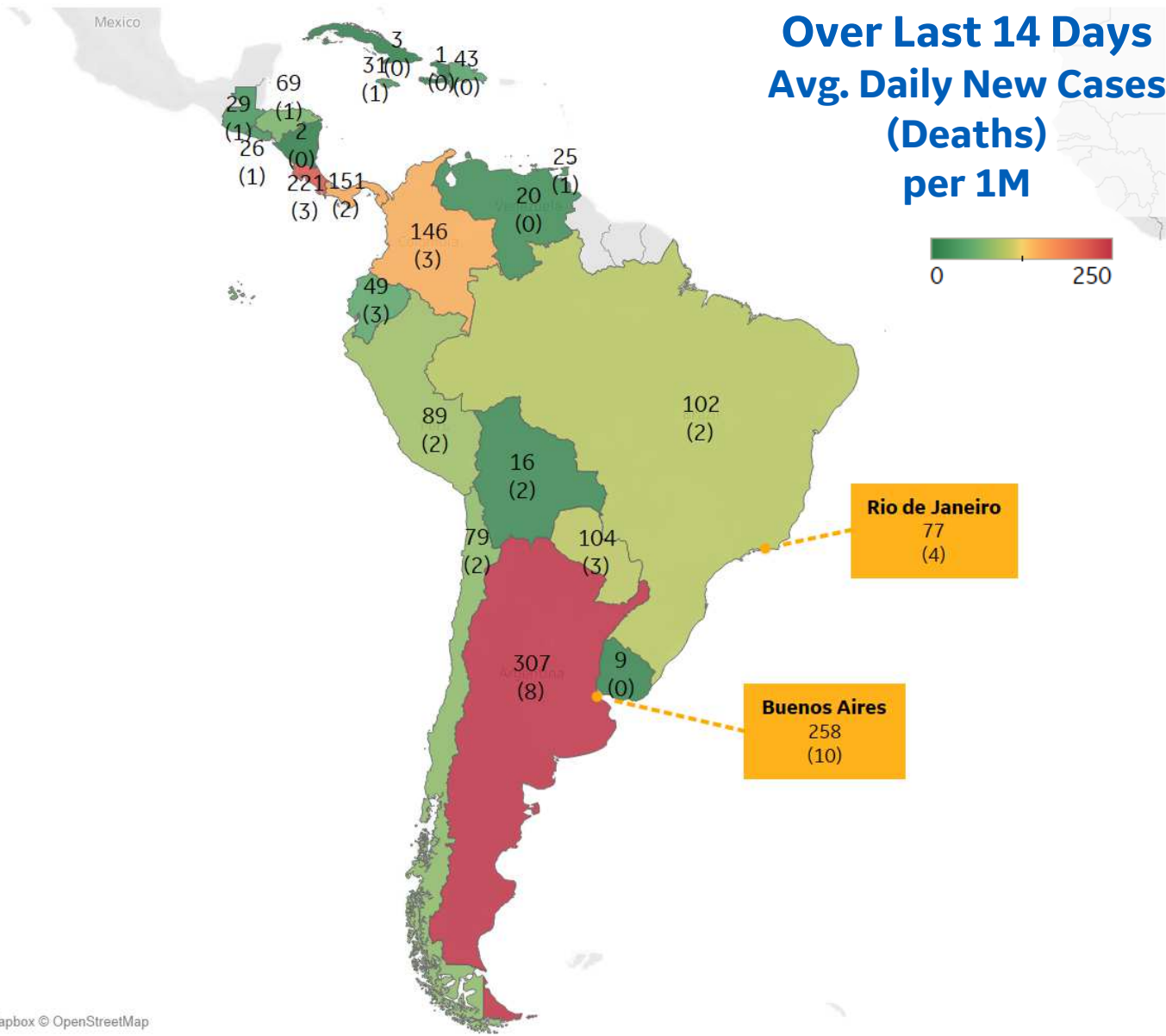
## Per 1M in Region

	Today	Change
Active Cases	2,109	+1%
Confirmed	111 new	+0.6%
Deaths	3 new	+0.5%
Recovered	87 new	+0.5%

## Most Daily New Cases / 1M

Argentina	307
Costa Rica	221
Panama	151
Colombia	146
Paraguay	104
Brazil	102
Peru	89
Chile	79
Honduras	69
Ecuador	49

\* Excludes regions with population < 1M





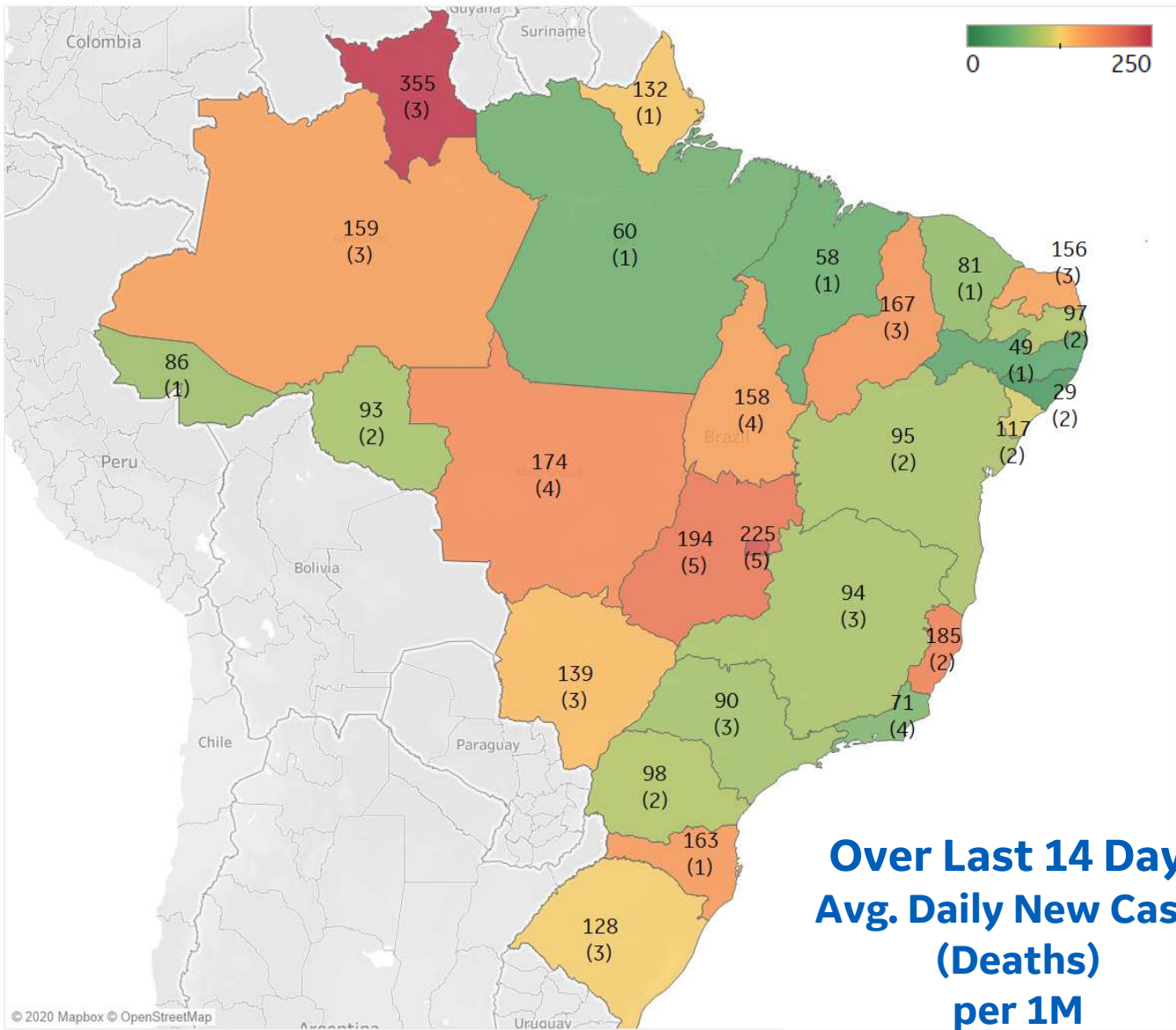
## Per 1M in Region

	Today	Change
Active Cases	2,789	+4%
Confirmed	109 new	+0%
Deaths	3 new	+0.4%
Recovered	0 new	+0%

## Most Daily New Cases / 1M

Distrito Federal	225
Goiás	194
Espírito Santo	185
MatoGrosso	174
Piauí	167
Santa Catarina	163
Amazonas	159
Tocantins	158
Rio Grande do ..	156
MatoGrosso d..	139

\* Excludes regions with population < 1M





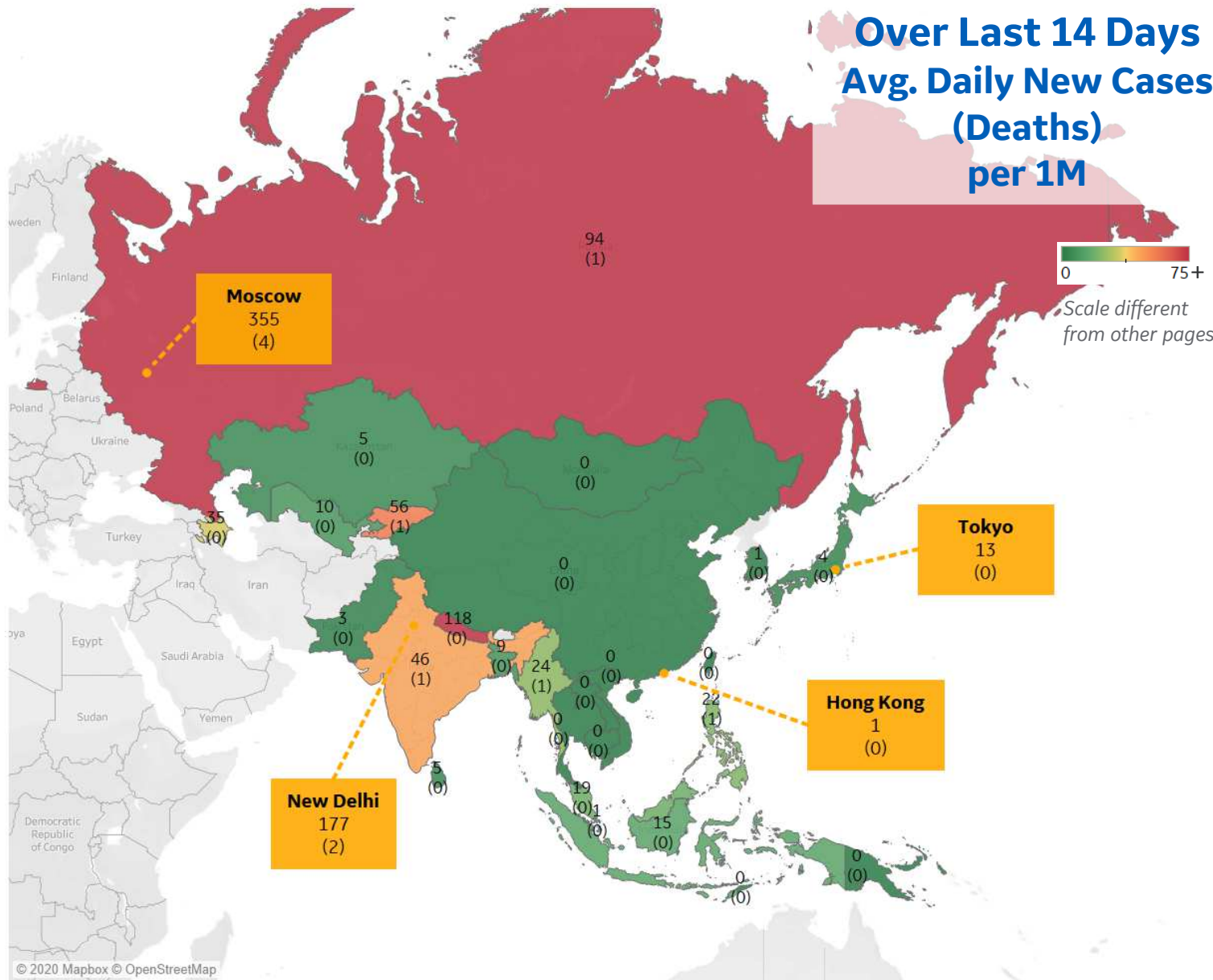
## Per 1M in Region

	Today	Change
Active Cases	310	+0%
Confirmed	20 new	+1%
Deaths	0.3 new	+0.7%
Recovered	20 new	+1%

## Most Daily New Cases / 1M

Nepal	118
Russia	94
Kyrgyzstan	56
India	46
Azerbaijan	35
Myanmar	24
Philippines	22
Malaysia	19
Indonesia	15
Uzbekistan	10

\* Excludes regions with population < 1M







## Per 1M in Region

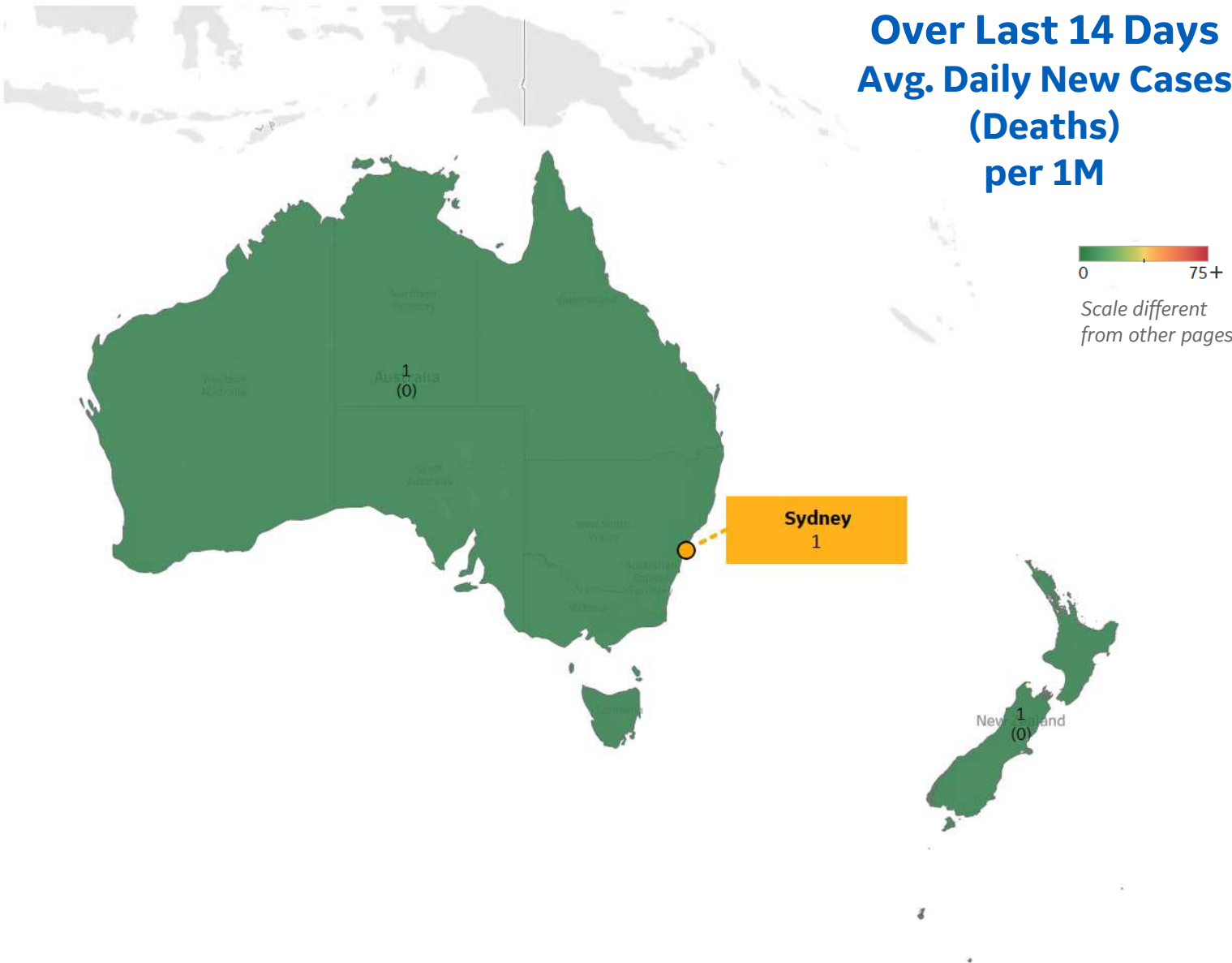
	Today	Change
Active Cases	47	+3%
Confirmed	2 new	+0.2%
Deaths	0 new	+0%
Recovered	0 new	+0%

## Most Daily New Cases / 1M

New Zealand	1
Australia	1

\* Excludes regions with population < 1M

## Over Last 14 Days Avg. Daily New Cases (Deaths) per 1M





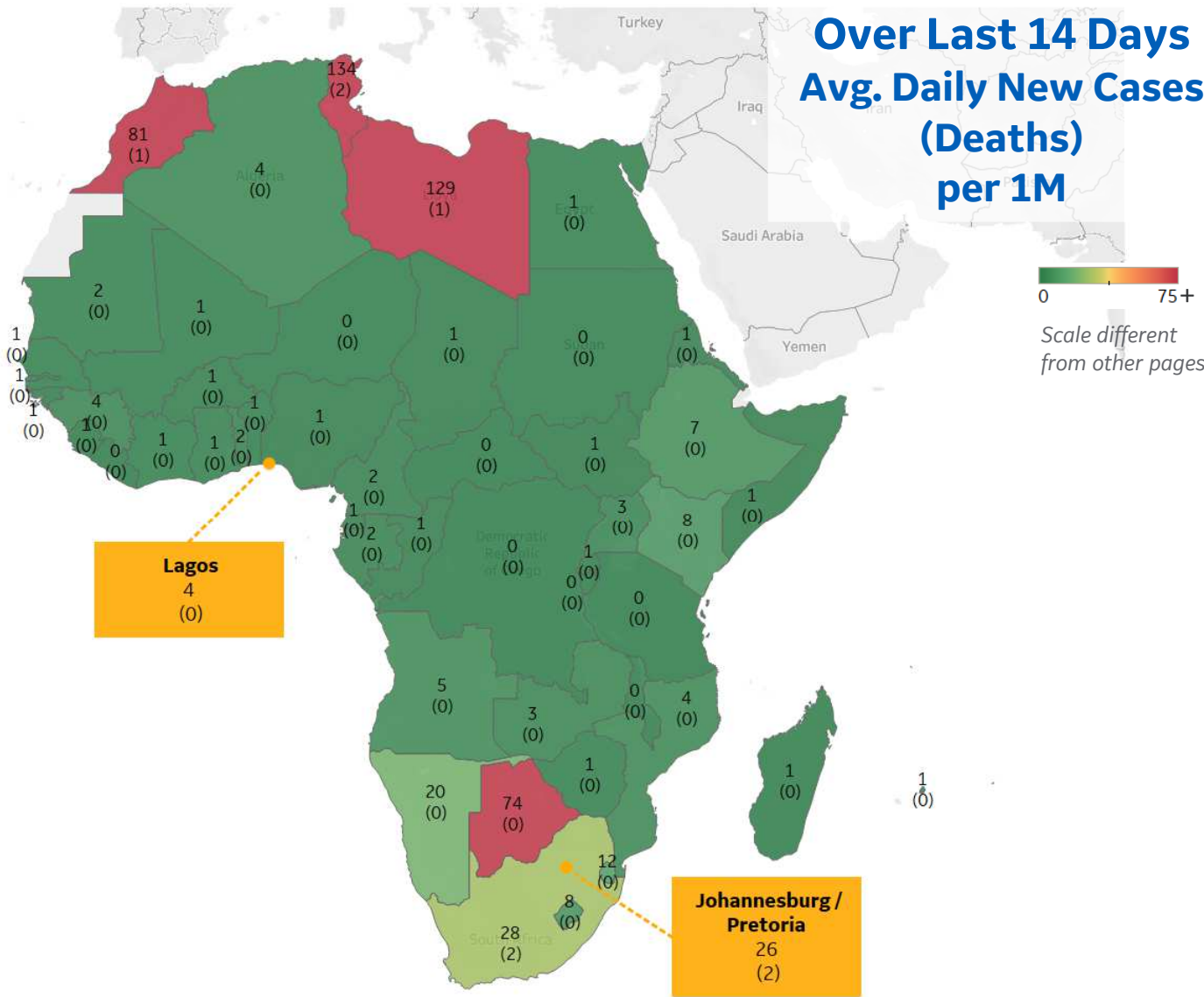
## Per 1M in Region

	Today	Change
Active Cases	192	+0%
Confirmed	7 new	+0.6%
Deaths	0.2 new	+0.7%
Recovered	7 new	+0.7%

## Most Daily New Cases / 1M

Tunisia	134
Libya	129
Morocco	81
Botswana	74
South Africa	28
Namibia	20
Eswatini	12
Kenya	8
Lesotho	8
Ethiopia	7

\* Excludes regions with population < 1M





\*\* Per 1M = Per 1 Million Population unless otherwise noted

**Johns Hopkins Coronavirus Resource Center:**

<https://coronavirus.jhu.edu/map.html>

**Worldometer Coronavirus Reporting:**

<https://www.worldometers.info/coronavirus/>

**Public Health England:**

<https://www.gov.uk/government/publications/covid-19-track-coronavirus-cases>

**US Department of Homeland Security, Homeland Infrastructure Foundation-Level Data:**

<https://hifld-geoplatform.opendata.arcgis.com/datasets/hospitals>

**City of New York, NYC Health:**

<https://www1.nyc.gov/site/doh/covid/covid-19-data.page>

**Chicago Coronavirus Latest Data:**

<https://www.chicago.gov/city/en/sites/covid-19/home/latest-data.html>

**National Health Commission of the PRC:**

<http://www.nhc.gov.cn/xcs/yqtb/202003/bf66696029ba420098164607240074f8.shtml>

**Korean Centers for Disease Control and Prevention:**

[http://www.cdc.go.kr/cdc\\_eng/](http://www.cdc.go.kr/cdc_eng/)

**CDC, Severe Outcomes Among Patients with Coronavirus Disease 2019 (COVID-19):**

<https://www.cdc.gov/mmwr/volumes/69/wr/mm6912e2.htm>

**Italian Department of Civil Protection, COVID Monitoring:**

<http://opendatadpc.maps.arcgis.com/apps/opsdashboard/index.html#/b0c68bce2cce478eaac82fe38d4138b1>

**The COVID Tracking Project:**

<https://covidtracking.com/data/>

**UK Office for National Statistics**

<https://www.ons.gov.uk/peoplepopulationandcommunity/birthsdeathsandmarriages/deaths/bulletins/deathsregisteredweeklyinenglandandwalesprovisional/weekending24april2020>

**COVID-19 Information for Switzerland:**

<https://www.corona-data.ch/>

**The COVID Tracking Project**

<https://covidtracking.com/data/api>

**European Centre for Disease Prevention and Control**

<https://www.ecdc.europa.eu/en/publications-data/download-data-hospital-and-icu-admission-rates-and-current-occupancy-covid-19>

**Provincial Health Services Authority of Canada. BC Center for Disease Control:**

<http://www.bccdc.ca/about/news-stories/stories/2020/information-on-novel-coronavirus>

**Secretary of Health, Mexico:**

<https://www.gob.mx/salud/en>

**OECD Economic Outlooks, Statistics:**

[https://www.oecd-ilibrary.org/economics/data/oecd-economic-outlook-statistics-and-projections\\_eo-data-en](https://www.oecd-ilibrary.org/economics/data/oecd-economic-outlook-statistics-and-projections_eo-data-en)

**Public Health Authority of Sweden:**

<https://www.folkhalsomyndigheten.se/smittskydd-beredskap/utbrott/aktuella-utbrott/covid-19/bekraftade-fall-i-sverige>

**National Public Health Agency of France:**

<https://www.santepubliquefrance.fr/regions/ile-de-france/documents/bulletin-regional/2020/covid-19-point-epidemiologique-en-ile-de-france-du-23-avril-2020>

**Florida Department of Health, COVID-19 Response:**

<https://floridahealthcovid19.gov>

**CDC:**

<https://www.cdc.gov/covid-data-tracker/index.html#demographics>

**CDC Provisional COVID19 Deaths Counts**

<https://data.cdc.gov/NCHS/Provisional-COVID-19-Death-Counts-by-Sex-Age-and-S/9bhg-hcku>

**Johns Hopkins Coronavirus Resource Center:**

<https://coronavirus.jhu.edu/map.html>

**WHO Europe, Surveillance Report:**

<http://www.euro.who.int/en/health-topics/health-emergencies/coronavirus-covid-19/weekly-surveillance-report>

**WHO Europe, Principles for Transition:**

<http://www.euro.who.int/en/media-centre/sections/statements/2020/statement-transition-to-a-new-normal-during-the-covid-19-pandemic-must-be-guided-by-public-health-principles>

**World Health Organization, World Health Data Platform, Hospital Beds**

[https://www.who.int/data/gho/data/indicators/indicator-details/GHO/hospital-beds-\(per-10-000-population\)](https://www.who.int/data/gho/data/indicators/indicator-details/GHO/hospital-beds-(per-10-000-population))