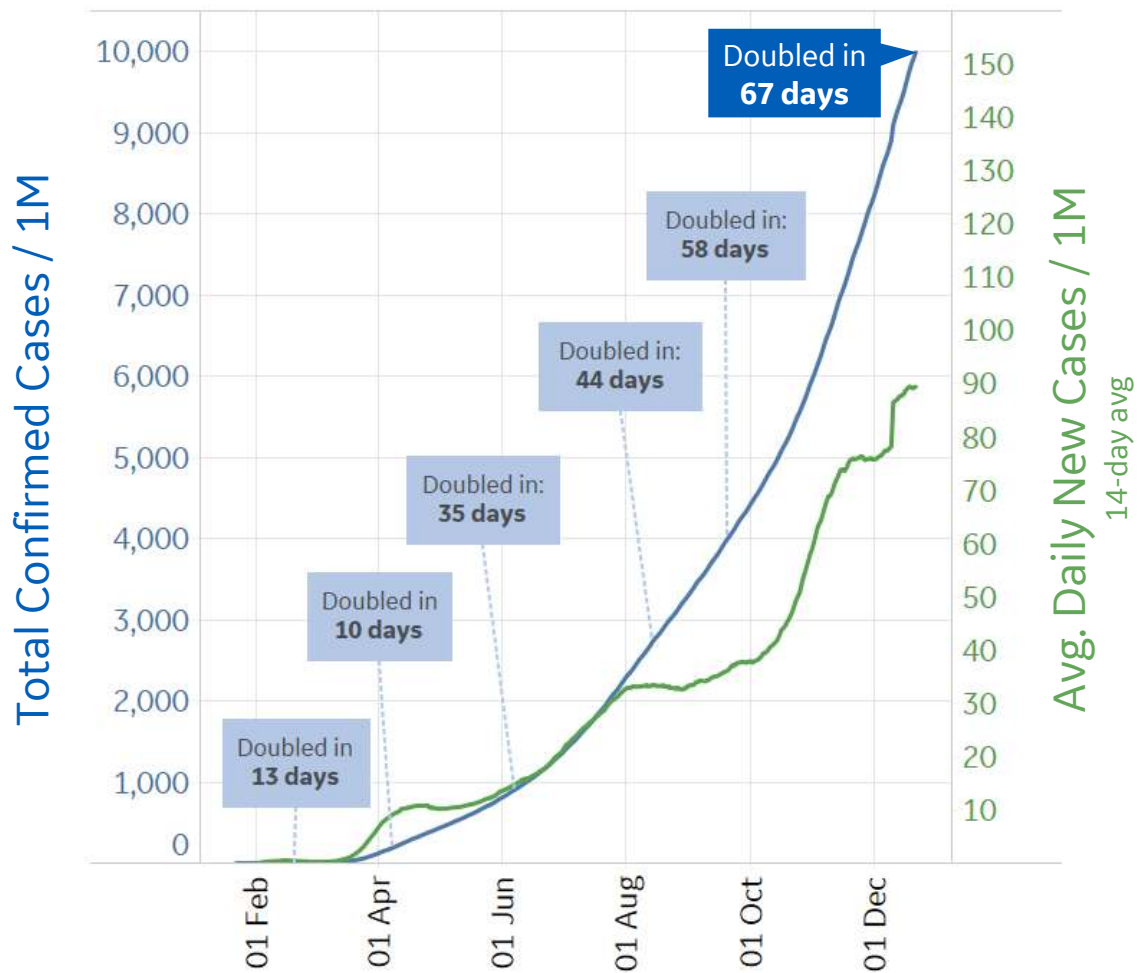




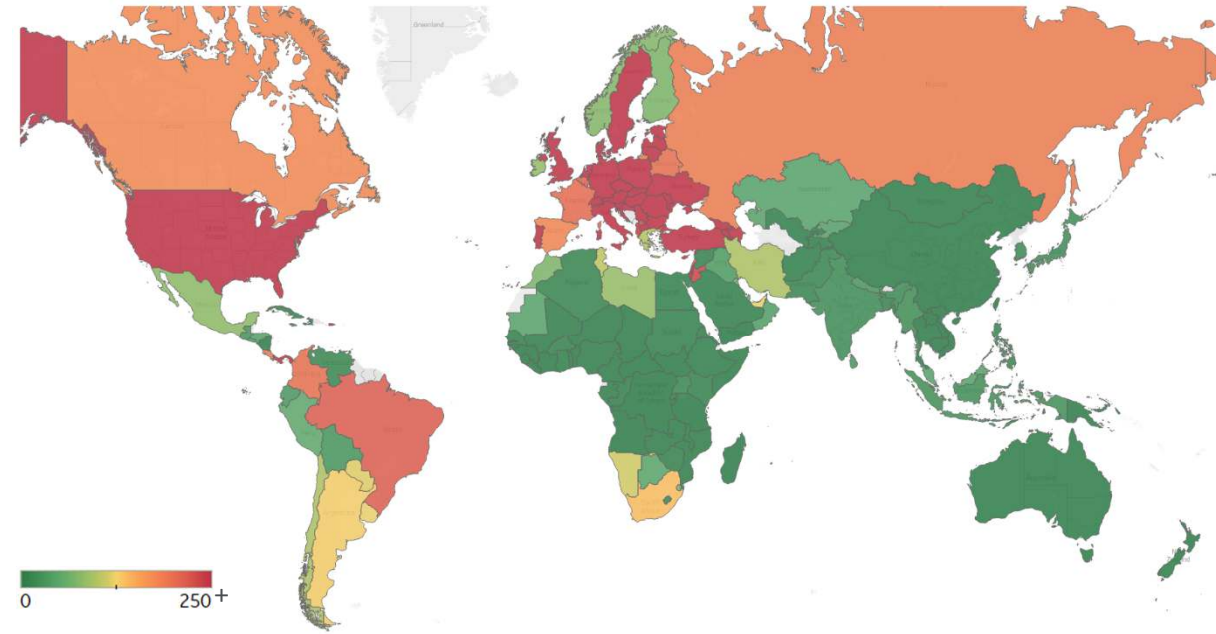
Global Confirmed & Active Cases

Trend since 22 Jan



Avg. Daily New Cases / 1M

Over the last 14 days



Per 1M:	New Today	Change from 30 days ago
Active	25	+63%
Confirmed	70	+33%
Deaths	1	+23%
Recovered	44	+17%
<hr/>		
	To Date	Last 30 Days
Worldwide Survival Rate	97.8%	98.3%

Worldwide Survival Rate = (Confirmed - Deaths) / (Confirmed) in a given time period

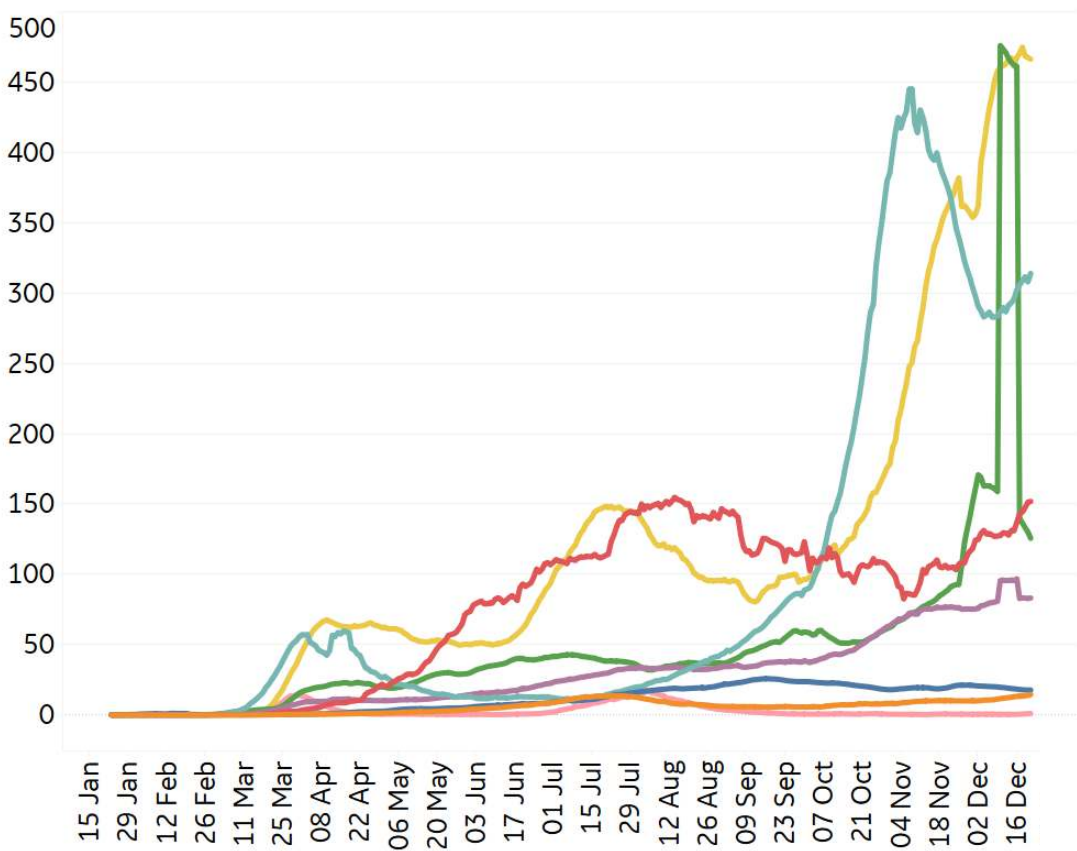


New Confirmed Cases & New Deaths

Key **World** **North America** **Europe** **Middle East** **Cent & South America** **Asia** **Africa** **Oceania**

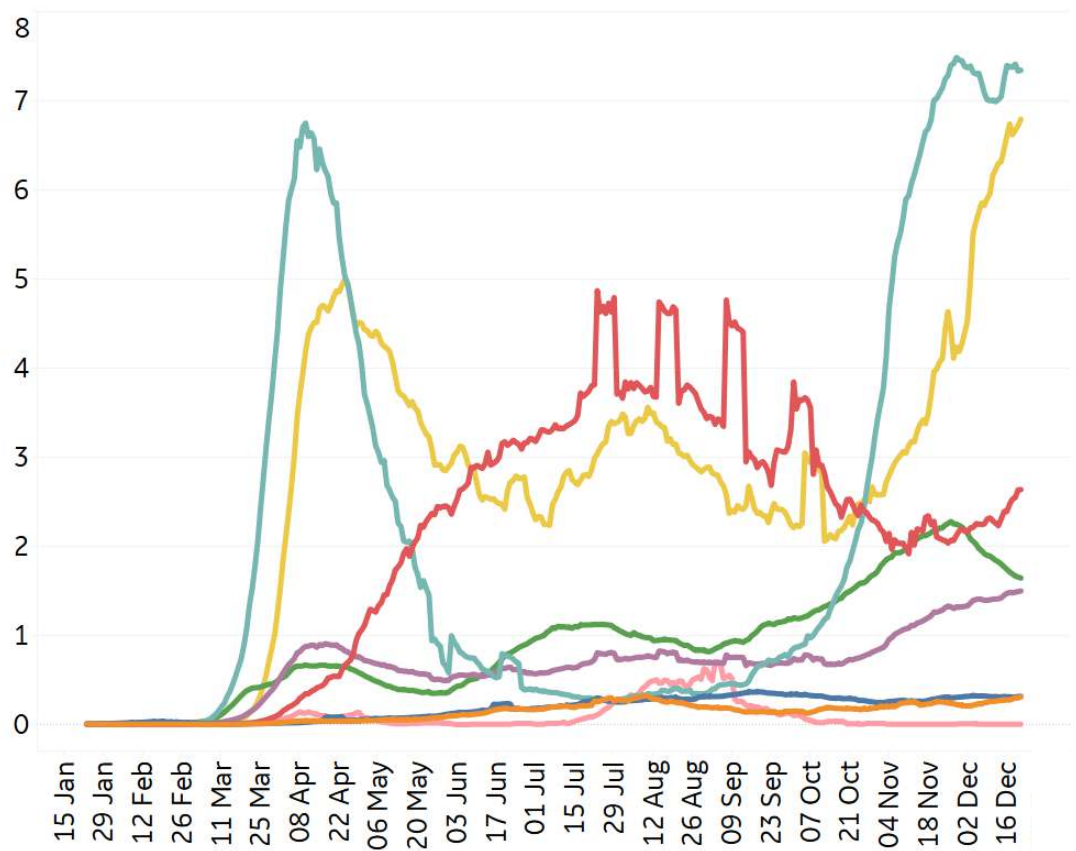
New Confirmed Cases / 1M

7-day rolling average



New Deaths / 1M

7-day rolling average



*Large jump in Middle East confirmed cases due to batched reporting of 823,225 new cases in **Turkey** on 10 Dec



Top 50 Countries: Per 1M



1 - 25

	Average over last 7 days		Total Since 22 Jan			Change from 14d Ago in 14 day avg of daily new	
	New Confirmed	New Deaths	Total Confirmed	Total Recovered	Total Deaths	Confirmed	Deaths
Belgium	218	8	54,092	N/A**	1,613	5%	-20%
Italy	256	10	32,484	21,191	1,145	-29%	-15%
Slovenia	656	19	51,129	40,394	1,144	-2%	-17%
Bos. and Herz.	207	14	32,377	21,808	1,130	-22%	4%
Peru	54	2	30,254	28,275	1,125	-3%	22%
North Macedo..	314	11	37,648	26,474	1,111	-23%	-9%
Spain	206	4	38,910	3,216	1,054	-2%	-26%
UK	431	7	30,635	N/A**	998	60%	0%
Bulgaria	225	19	27,700	14,775	974	-28%	-10%
Czechia	620	11	58,598	49,929	972	61%	-2%
US	651	8	54,487	N/A**	965	18%	38%
France	219	6	38,848	2,915	935	21%	-14%
Argentina	139	3	34,232	30,410	929	-12%	-24%
Armenia	260	7	51,992	44,943	896	-25%	-15%
Brazil	226	4	34,172	30,435	881	19%	27%
Hungary	314	17	31,586	10,658	857	-33%	10%
Chile	106	2	30,759	29,185	847	29%	-4%
Panama	643	7	49,606	40,547	834	48%	61%
Colombia	235	4	29,835	27,167	799	15%	7%
Croatia	639	19	47,677	42,961	793	-7%	23%
Sweden	665	7	36,351	N/A**	791	25%	40%
Switzerland	486	10	47,835	35,992	784	11%	1%
EU	300	8	32,076	14,014	760	2%	-3%
Romania	254	7	30,866	26,089	753	-19%	-10%
Moldova	307	6	33,691	29,751	688	-3%	26%

26 - 50

	Average over last 7 days		Total Since 22 Jan			Change from 14d Ago in 14 day avg of daily new	
	New Confirmed	New Deaths	Total Confirmed	Total Recovered	Total Deaths	Confirmed	Deaths
Kosovo	175	5	26,646	19,929	684	-30%	-27%
Poland	252	9	31,901	24,996	673	-27%	-17%
Netherlands	662	4	41,526	N/A**	619	81%	7%
Portugal	354	8	36,896	29,382	607	-15%	7%
Austria	243	14	37,792	33,938	603	-37%	7%
Georgia	659	11	52,508	46,292	536	-21%	14%
Costa Rica	189	3	31,388	24,887	400	-5%	15%
Ukraine	240	5	22,835	13,905	395	-19%	11%
Lithuania	1,022	11	42,055	18,684	382	38%	64%
Israel	310	2	43,701	40,306	359	90%	80%
Jordan	210	3	27,192	24,127	353	-40%	-40%
Russia	189	4	19,530	15,579	348	3%	10%
Serbia	529	6	34,764	N/A**	313	-22%	-5%
Slovakia	499	11	27,942	20,112	296	69%	85%
Oman	40	0	25,052	23,449	292	2%	-44%
West Bank an..	402	5	27,127	21,787	256	-9%	58%
Azerbaijan	347	4	20,080	14,085	222	-1%	12%
Turkey	300	3	24,232	21,754	218	191%	25%
Kuwait	59	0	34,705	33,752	216	-14%	-14%
Bahrain	99	0	53,157	52,035	206	5%	350%
Lebanon	244	2	23,337	16,695	190	3%	-12%
Denmark	606	3	23,860	16,186	182	114%	51%
Qatar	51	0	49,343	48,568	84	-22%	33%
UAE	124	0	19,681	17,172	65	-3%	13%
Total World	83	1	9,987	5,633	220	16%	7%

*Change from 14d ago:
Compares 14d-avgs. of Daily New Cases/Deaths
today with 14d-avgs. from 14d ago

In the past 14 days, confirmed cases in **Slovakia** increased 31% (+6,561 cases per 1M)

Sorted by Total Deaths / 1M
Top 50 countries selected by Cases / 1M
Excluded countries with population < 1M

N/A** due to inconsistent reporting of Recovered Cases



Top 50 Countries: Raw Volume

Updated 22 Dec 2020, 3:30 GMT

4

1 - 25	Average over last 7 days		Total Since 22 Jan			Change from 14d Ago [*] in 14 day avg of daily new	
	New Confirmed	New Deaths	Total Confirmed	Total Recovered	Total Deaths	Confirmed	Deaths
EU	133,638	3,477	14,281,994	6,239,893	338,569	2%	-3%
US	215,429	2,655	18,035,209	N/A**	319,364	18%	38%
Brazil	48,068	779	7,263,619	6,469,310	187,291	19%	27%
India	24,136	343	10,075,116	9,636,487	146,111	-29%	-24%
Mexico	9,992	614	1,325,915	987,328	118,598	8%	5%
Italy	15,474	600	1,964,054	1,281,258	69,214	-29%	-15%
UK	29,259	460	2,079,678	4,386	67,718	60%	0%
France	14,281	375	2,535,716	190,296	61,019	21%	-14%
Iran	6,966	196	1,164,535	894,366	53,816	-39%	-40%
Russia	27,634	554	2,850,042	2,273,510	50,723	3%	10%
Spain	9,624	178	1,819,249	150,376	49,260	-2%	-26%
Argentina	6,274	137	1,547,138	1,374,401	41,997	-12%	-24%
Colombia	11,936	212	1,518,067	1,382,340	40,680	15%	7%
Peru	1,792	61	997,517	932,295	37,103	-3%	22%
Germany	25,280	639	1,534,218	1,147,943	27,110	32%	54%
Poland	9,537	359	1,207,333	946,017	25,474	-27%	-17%
South Africa	9,226	208	930,711	796,346	24,907	134%	107%
Indonesia	6,924	161	671,778	546,884	20,085	14%	19%
Belgium	2,529	92	626,911	N/A**	18,697	5%	-20%
Turkey	25,337	244	2,043,704	1,834,705	18,351	191%	25%
Ukraine	10,480	214	998,678	608,120	17,293	-19%	11%
Chile	2,023	38	587,993	557,913	16,197	29%	-4%
Romania	4,885	141	593,783	501,896	14,481	-19%	-10%
Canada	6,644	111	519,325	429,372	14,346	8%	26%
Ecuador	593	11	206,329	181,618	13,949	-34%	-70%

26 - 50	Average over last 7 days		Total Since 22 Jan			Change from 14d Ago [*] in 14 day avg of daily new	
	New Confirmed	New Deaths	Total Confirmed	Total Recovered	Total Deaths	Confirmed	Deaths
Iraq	1,339	15	585,345	522,637	12,710	-32%	-46%
Netherlands	11,351	63	711,540	8,627	10,606	81%	7%
Czechia	6,635	115	627,523	534,686	10,411	61%	-2%
Pakistan	2,489	81	460,672	410,937	9,474	-13%	33%
Philippines	1,539	29	461,505	429,207	8,957	-3%	-4%
Hungary	3,037	165	305,130	102,962	8,282	-33%	10%
Sweden	6,717	68	367,120	N/A**	7,993	25%	40%
Bangladesh	1,407	32	502,183	439,694	7,312	-25%	-4%
Morocco	2,454	49	418,002	380,134	7,000	-31%	-26%
Switzerland	4,205	90	413,991	311,500	6,781	11%	1%
Portugal	3,612	77	376,220	299,603	6,191	-15%	7%
Saudi Arabia	166	10	361,178	352,089	6,131	-34%	-15%
Austria	2,189	129	340,373	305,658	5,435	-37%	7%
Jordan	2,139	28	277,448	246,168	3,604	-40%	-40%
Panama	2,774	31	214,038	174,951	3,597	48%	61%
Croatia	2,624	79	195,728	176,366	3,257	-7%	23%
Israel	2,679	15	378,259	348,874	3,111	90%	80%
Japan	2,680	43	201,074	167,357	2,833	23%	53%
Serbia	4,626	50	303,747	N/A**	2,733	-22%	-5%
Kazakhstan	803	10	192,579	164,774	2,626	-12%	15%
Azerbaijan	3,515	41	203,593	142,807	2,253	-1%	12%
Georgia	2,628	43	209,462	184,668	2,140	-21%	14%
Nepal	753	11	254,514	244,743	1,795	-36%	-35%
UAE	1,230	3	194,652	169,840	639	-3%	13%
Total World	643,622	11,592	77,364,641	43,637,283	1,702,596	16%	7%

*Change from 14d ago:
Compares 14d-avgs. of Daily New Cases/Deaths
today with 14d-avgs. from 14d ago

Confirmed cases in **Turkey** surpassed 2M

Sorted by Raw Total Deaths
Top 50 countries selected by Total Cases
Excluded countries with population < 1M

N/A** due to inconsistent reporting of Recovered Cases



United States: Per 1M



1 - 25

	Average over last 7 days		Total Since 22 Jan			Change from 14d Ago* in 14 day avg of daily new	
	New Confirmed	New Deaths	Total Confirmed	Total Recovered	Total Deaths	Confirmed	Deaths
New Jersey	488	7	49,060	5,826	2,052	4%	57%
New York	535	6	44,056	4,923	1,880	29%	102%
Massachusetts	687	8	47,497	30,010	1,706	34%	44%
North Dakota	384	14	118,253	113,157	1,618	-32%	16%
Connecticut	536	9	46,946	2,749	1,592	8%	28%
Rhode Island	831	16	75,735	4,651	1,576	-5%	60%
South Dakota	601	20	107,470	96,444	1,561	-32%	-7%
Louisiana	541	8	61,793	50,061	1,529	13%	55%
Mississippi	691	10	65,689	51,970	1,482	31%	58%
Illinois	552	12	71,424	N/A	1,304	-17%	10%
Michigan	405	12	50,177	28,511	1,217	-32%	17%
Iowa	517	14	85,176	68,062	1,137	-27%	73%
Indiana	802	13	69,549	43,920	1,105	-6%	21%
Arizona	807	12	63,383	9,306	1,095	50%	110%
Arkansas	760	14	67,303	58,860	1,092	20%	79%
Pennsylvania	713	15	44,454	26,854	1,085	22%	75%
DC	345	5	37,889	27,017	1,051	13%	41%
New Mexico	648	14	62,384	26,613	1,040	-19%	19%
Georgia	604	4	55,704	N/A	979	52%	-14%
S. Carolina	581	6	53,554	26,723	964	52%	32%
Florida	520	5	56,458	N/A	963	21%	17%
Maryland	381	8	41,860	1,510	905	7%	45%
Nevada	764	11	66,842	N/A	904	3%	57%
Tennessee	1,359	12	77,546	64,142	898	88%	59%
Alabama	785	8	66,249	37,450	895	38%	15%

26 - 51

	Average over last 7 days		Total Since 22 Jan			Change from 14d Ago* in 14 day avg of daily new	
	New Confirmed	New Deaths	Total Confirmed	Total Recovered	Total Deaths	Confirmed	Deaths
Texas	557	7	55,352	44,112	894	14%	30%
Delaware	675	8	52,432	19,359	894	22%	90%
Minnesota	443	10	70,804	66,192	874	-46%	17%
Kansas	724	17	71,322	1,436	840	-4%	48%
Missouri	508	11	61,581	N/A	829	-11%	13%
Montana	537	8	72,348	64,036	824	-28%	9%
Wisconsin	566	10	84,905	71,892	816	-20%	-5%
Nebraska	573	7	81,215	48,408	781	-37%	-9%
Colorado	494	10	54,011	2,867	760	-26%	86%
Idaho	692	9	73,236	28,510	728	1%	30%
Ohio	718	7	53,841	38,870	695	20%	10%
West Virginia	713	12	40,921	27,526	630	15%	66%
Wyoming	578	7	72,773	68,802	606	-32%	-29%
N. Carolina	576	5	46,114	38,471	595	40%	31%
California	1,129	6	48,691	N/A	578	103%	124%
Oklahoma	854	5	66,575	56,779	561	11%	17%
Virginia	431	4	36,423	3,267	545	38%	68%
Kentucky	621	6	54,681	7,768	540	-2%	14%
New Hampshire	579	5	27,497	22,096	482	50%	67%
Washington	264	3	29,762	N/A	408	-12%	-27%
Utah	754	4	78,848	60,660	362	-8%	39%
Oregon	296	6	24,600	1,392	319	-8%	38%
Alaska	478	2	60,178	9,794	252	-30%	-12%
Maine	312	4	14,347	8,062	218	71%	32%
Hawaii	94	1	14,626	8,446	199	35%	-31%
Vermont	155	3	10,471	6,789	178	6%	67%

*Change from 14d ago:
Compares 14d-avgs. of Daily New Cases/Deaths
today with 14d-avgs. from 14d ago

Compared to 14 days ago, new cases are **trending down** in 21 States

Sorted by Total Deaths / 1M

N/As due to states revising and updating case counts



United States: Raw Volume

1 - 25

	Average over last 7 days		Total Since 22 Jan			Change from 14d Ago* in 14 day avg of daily new	
	New Confirmed	New Deaths	Total Confirmed	Total Recovered	Total Deaths	Confirmed	Deaths
New York	10,416	124	857,049	95,779	36,568	29%	102%
Texas	16,150	214	1,604,991	1,279,067	25,936	14%	30%
California	44,628	242	1,923,887	N/A	22,837	103%	124%
Florida	11,171	97	1,212,581	N/A	20,680	21%	17%
New Jersey	4,331	64	435,763	51,746	18,223	4%	57%
Illinois	6,993	153	905,069	N/A	16,527	-17%	10%
Pennsylvania	9,132	191	569,099	343,789	13,890	22%	75%
Michigan	4,048	123	501,115	284,731	12,153	-32%	17%
Massachusetts	4,735	53	327,374	206,843	11,759	34%	44%
Georgia	6,411	42	591,438	N/A	10,399	52%	-14%
Ohio	8,393	82	629,354	454,354	8,122	20%	10%
Arizona	5,871	88	461,345	67,734	7,972	50%	110%
Indiana	5,403	85	468,219	295,682	7,438	-6%	21%
Louisiana	2,517	37	287,261	232,725	7,107	13%	55%
N. Carolina	6,040	55	483,647	403,488	6,240	40%	31%
Tennessee	9,279	85	529,578	438,036	6,136	88%	59%
Connecticut	1,912	33	167,377	9,800	5,676	8%	28%
Maryland	2,302	47	253,073	9,128	5,471	7%	45%
Missouri	3,120	68	377,948	N/A	5,088	-11%	13%
S. Carolina	2,994	30	275,733	137,590	4,962	52%	32%
Minnesota	2,496	59	399,311	373,301	4,931	-46%	17%
Wisconsin	3,295	57	494,353	418,587	4,751	-20%	-5%
Virginia	3,677	34	310,890	27,887	4,654	38%	68%
Mississippi	2,058	30	195,500	154,669	4,411	31%	58%
Alabama	3,848	41	324,832	183,625	4,389	38%	15%

26 - 51

	Average over last 7 days		Total Since 22 Jan			Change from 14d Ago* in 14 day avg of daily new	
	New Confirmed	New Deaths	Total Confirmed	Total Recovered	Total Deaths	Confirmed	Deaths
Colorado	2,847	58	311,036	16,508	4,378	-26%	86%
Iowa	1,632	46	268,736	214,741	3,588	-27%	73%
Arkansas	2,293	44	203,107	177,629	3,295	20%	79%
Washington	2,007	24	226,635	N/A	3,106	-12%	-27%
Nevada	2,353	34	205,884	N/A	2,785	3%	57%
Kansas	2,111	48	207,784	4,184	2,448	-4%	48%
Kentucky	2,772	27	244,296	34,704	2,412	-2%	14%
Oklahoma	3,381	21	263,434	224,672	2,218	11%	17%
New Mexico	1,358	29	130,808	55,803	2,180	-19%	19%
Rhode Island	880	16	80,231	4,927	1,670	-5%	60%
Nebraska	1,108	13	157,103	93,640	1,511	-37%	-9%
South Dakota	531	17	95,074	85,320	1,381	-32%	-7%
Oregon	1,249	27	103,755	5,870	1,347	-8%	38%
Idaho	1,237	15	130,877	50,950	1,301	1%	30%
North Dakota	293	11	90,116	86,233	1,233	-32%	16%
Utah	2,416	14	252,783	194,475	1,161	-8%	39%
West Virginia	1,278	22	73,337	49,331	1,129	15%	66%
Montana	574	9	77,324	68,440	881	-28%	9%
Delaware	657	8	51,056	18,851	871	22%	90%
DC	243	4	26,740	19,067	742	13%	41%
New Hampshire	788	7	37,388	30,044	656	50%	67%
Wyoming	335	4	42,118	39,820	351	-32%	-29%
Maine	419	5	19,285	10,837	293	71%	32%
Hawaii	133	1	20,709	11,958	282	35%	-31%
Alaska	350	1	44,023	7,165	184	-30%	-12%
Vermont	97	2	6,534	4,236	111	6%	67%

*Change from 14d ago:
Compares 14d-avgs. of Daily New Cases/Deaths
today with 14d-avgs. from 14d ago

In just 7 days, confirmed cases in California increased 21% (+338,509 cases)

Sorted by Raw Total Deaths

N/As due to states revising and updating case counts



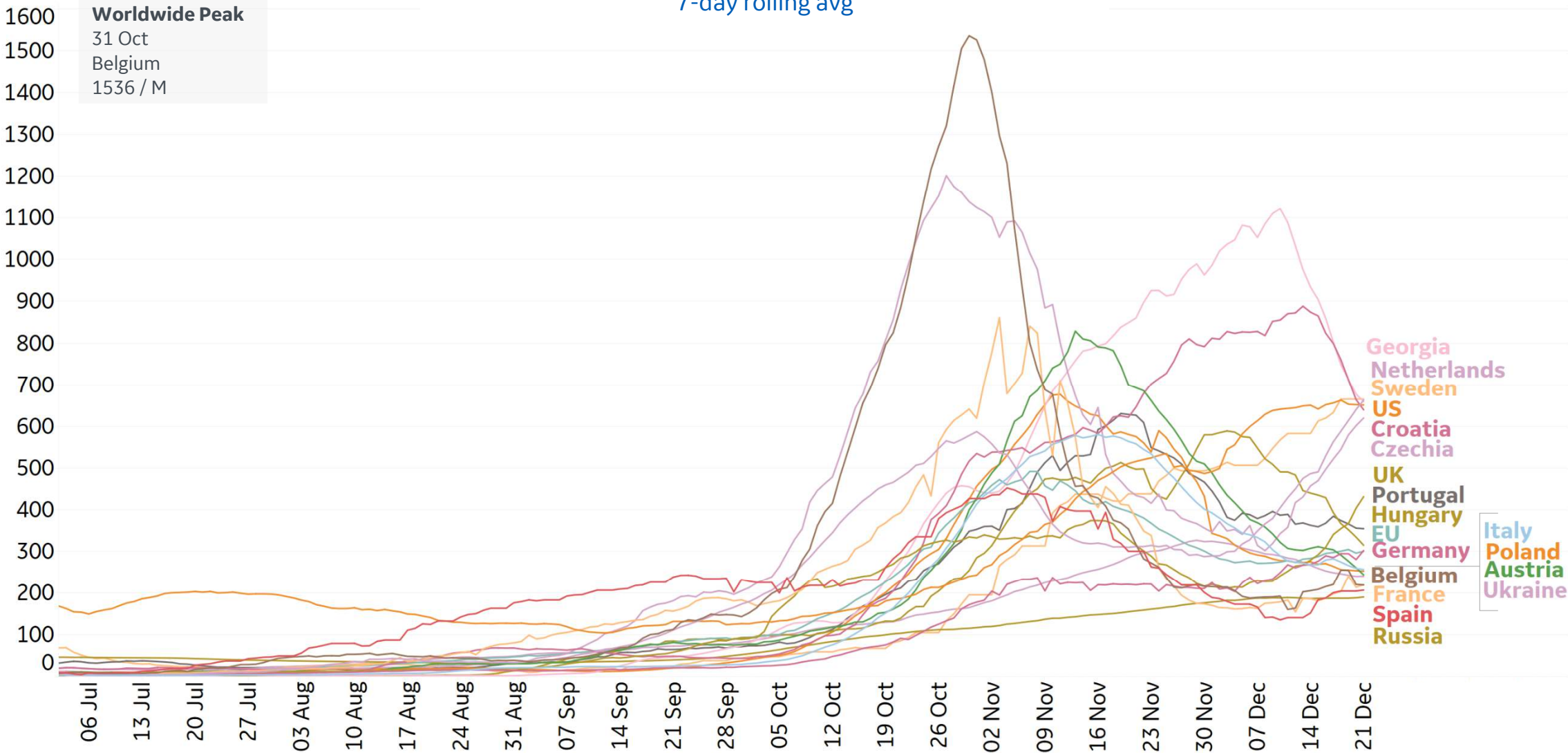
New Confirmed Cases in Select Countries

Updated 22 Dec 2020, 3:30 GMT

7

Daily New Confirmed Cases / 1M

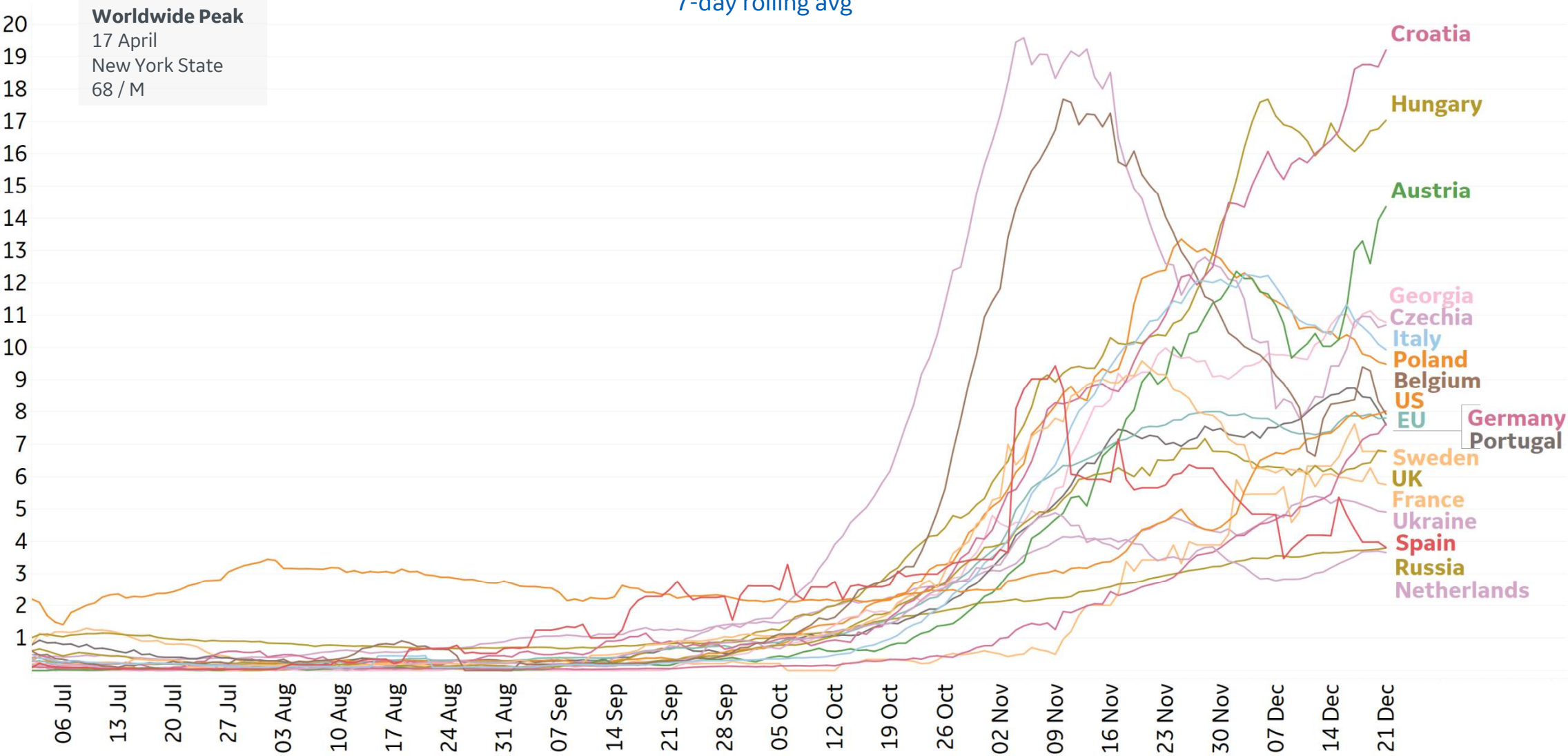
7-day rolling avg





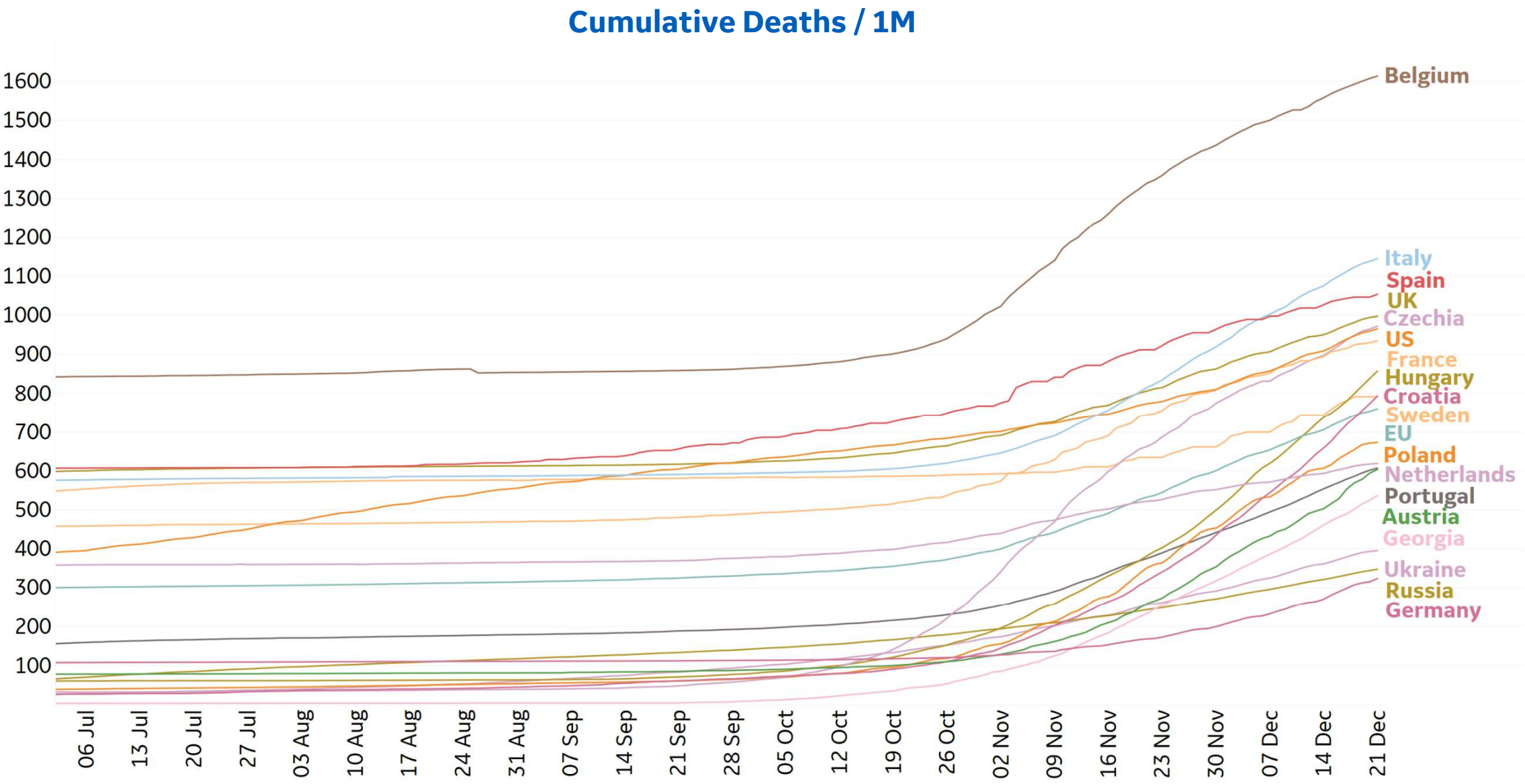
New Deaths in Select Countries

Daily New Deaths / 1M
7-day rolling avg





Cumulative Deaths in Select Countries

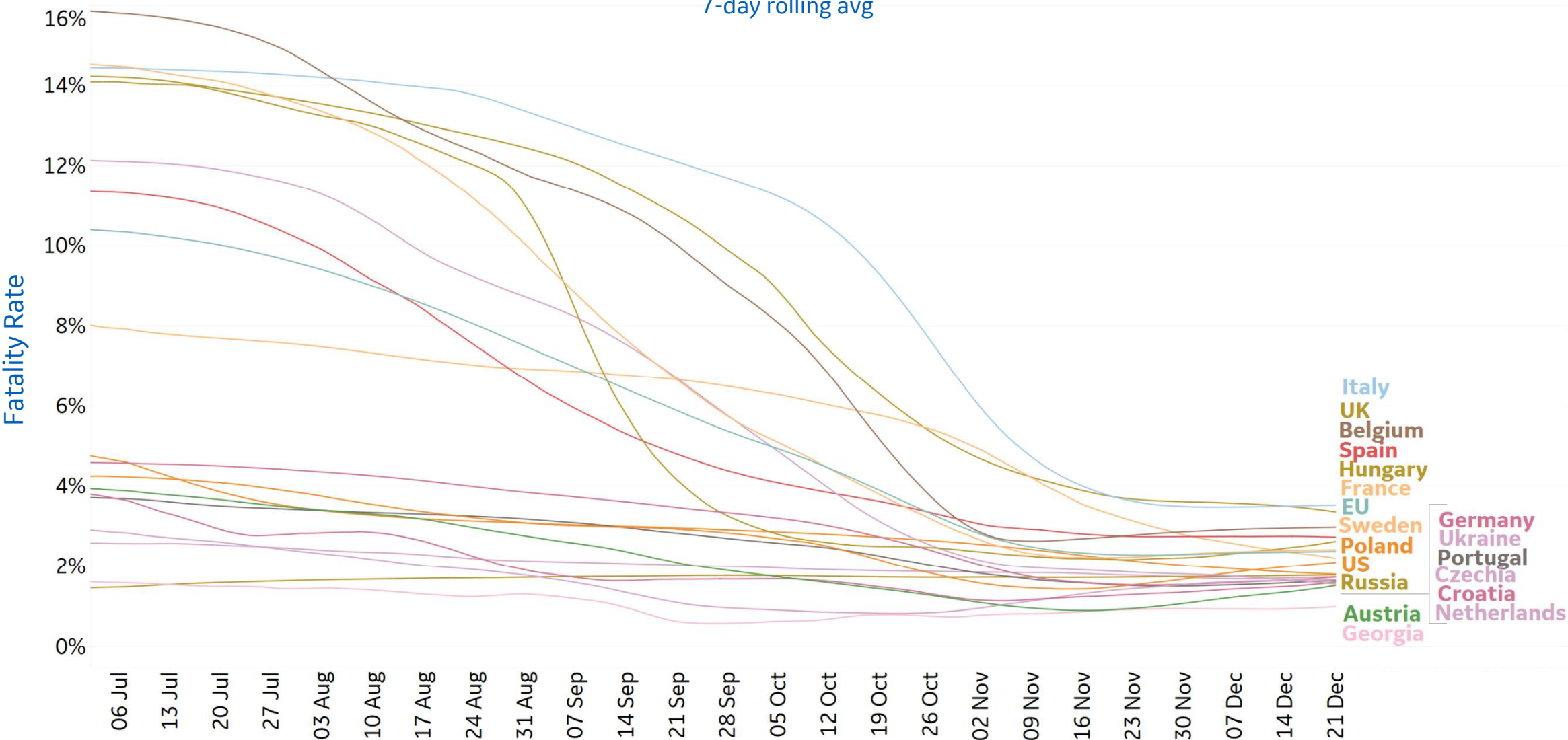




Fatality Rate in Select Countries

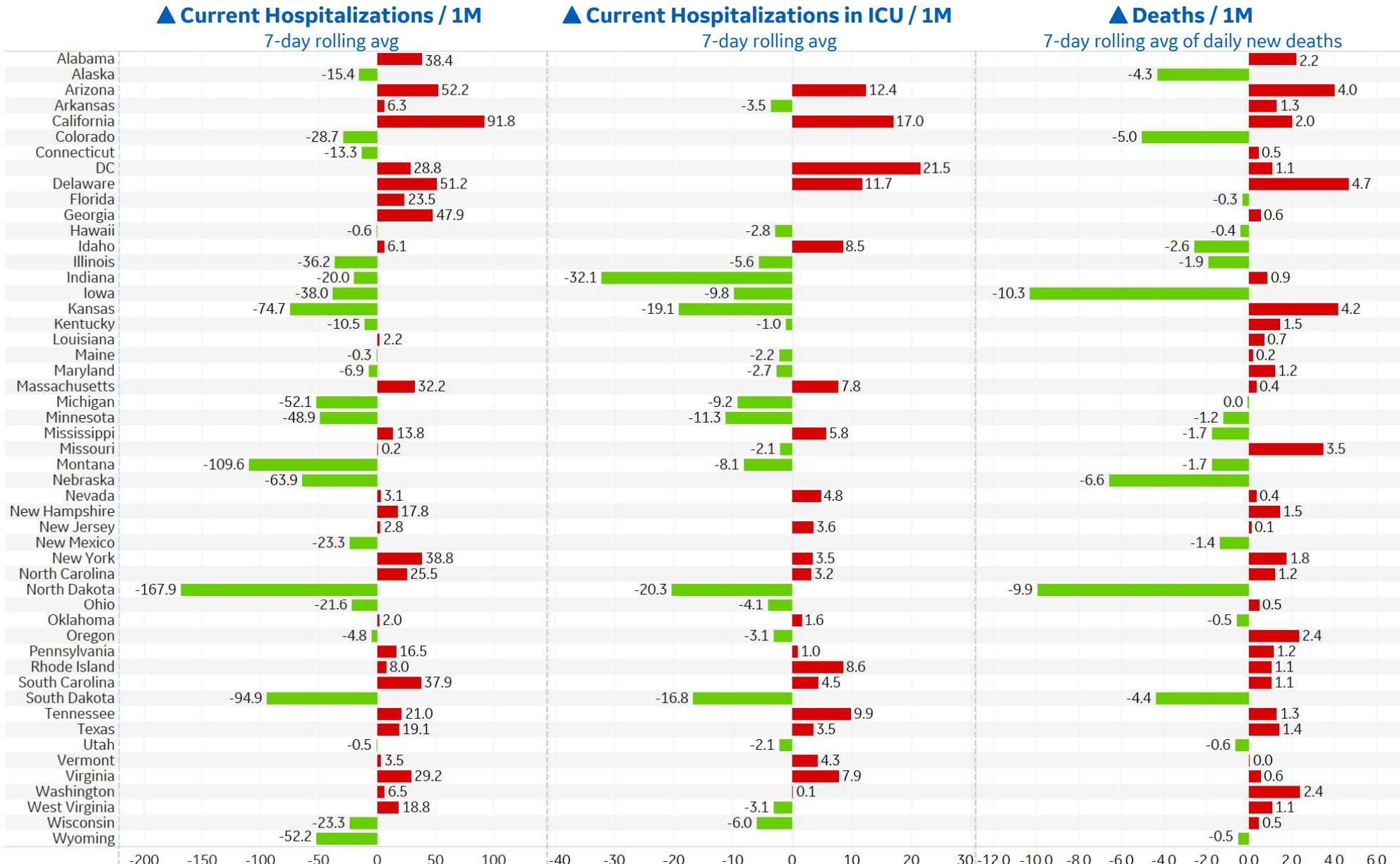
Updated 22 Dec 2020, 3:30 GMT

Deaths / Confirmed Cases
7-day rolling avg





Feature: US Changes from Previous Week



*Blank rows indicate insignificant or missing data



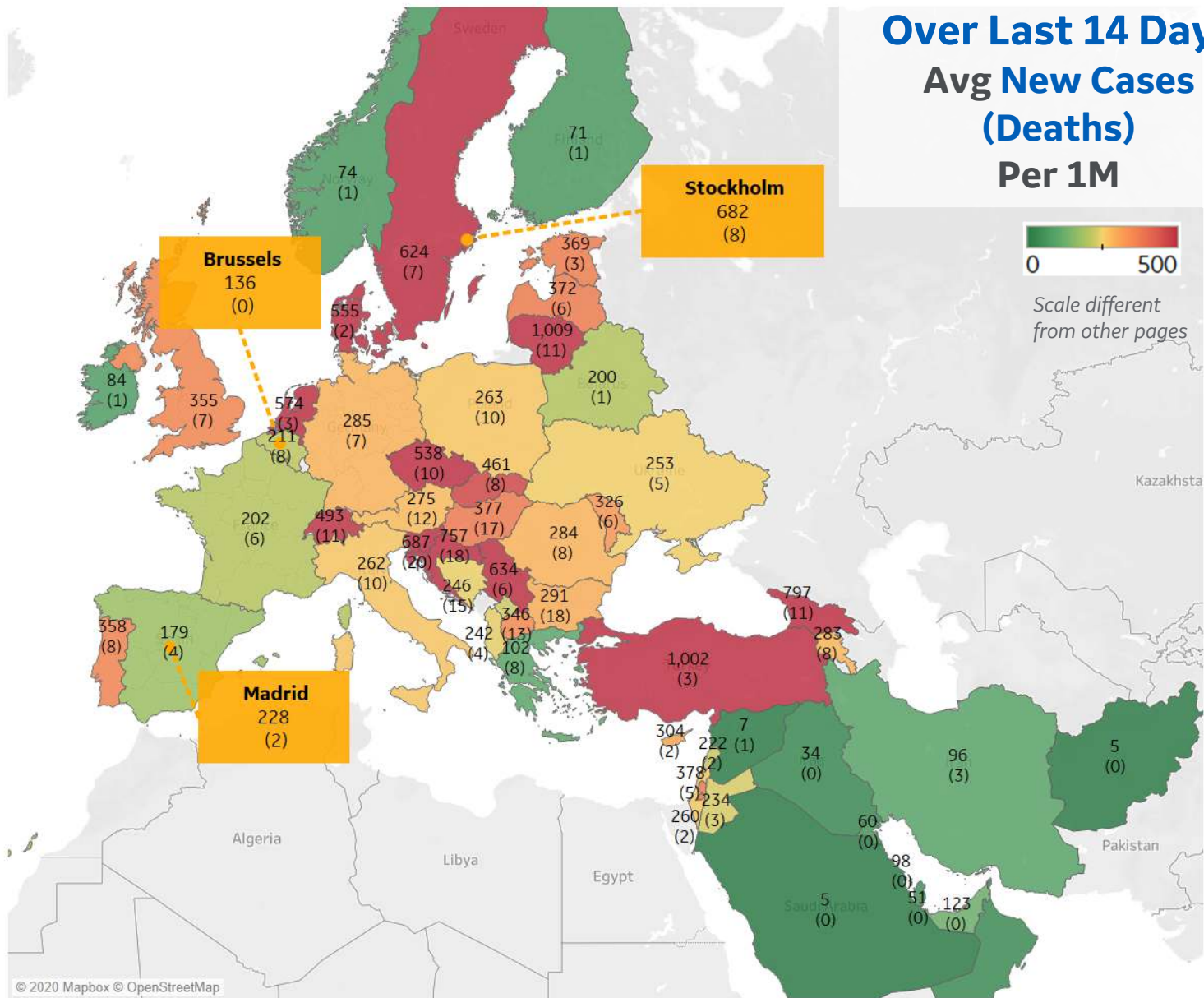
Per 1M in Region

	Today	Change
Active Cases	11,718	+0.4%
Confirmed	204 new	+0.8%
Deaths	4 new	+0.8%
Recovered	156 new	+1.2%

Most Daily New Cases / 1M

Lithuania	1,009
Turkey	1,002
Georgia	797
Croatia	757
Slovenia	687
Serbia	634
Sweden	624
Netherlands	574
Denmark	555
Czechia	538

* Excludes regions with population < 1M





Mexico



Per 1M in Region

	Today	Change
Active Cases	1,706	-2%
Confirmed	42 new	+0.4%
Deaths	3 new	+0.3%
Recovered	73 new	+1.0%

Most Daily New Cases / 1M

Distrito Federal	503
Querétaro	138
Baja California Sur	111
Guanajuato	99
Tabasco	85
Nuevo León	84
Zacatecas	74
Nacional	73
Coahuila	67
Sonora	63

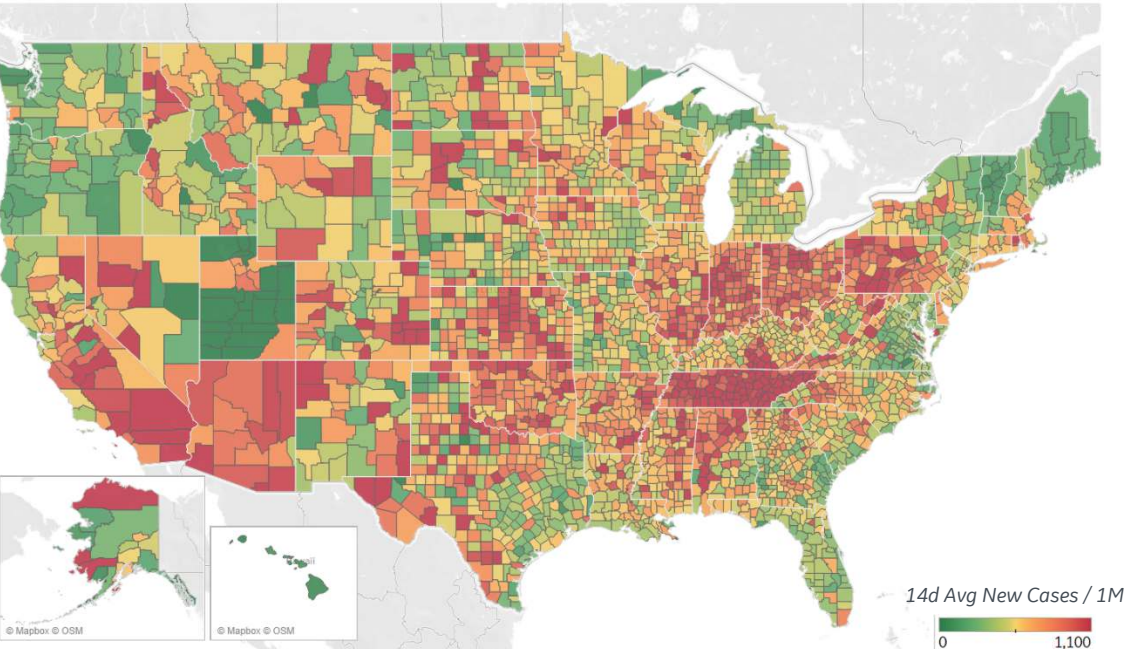




US Counties: Recent Cases and Deaths

Updated 22 Dec 2020, 3:30 GMT 14

Average New Cases per 1M Over Last 14 Days

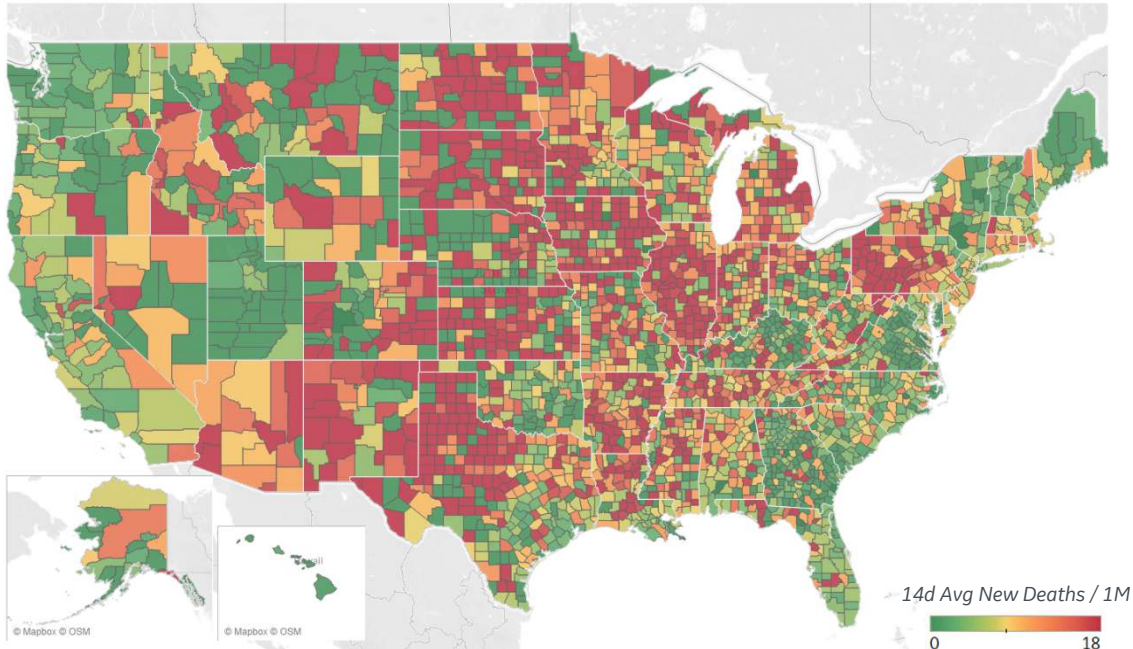


Top 10 by New Confirmed

Avg New Confirmed Cases / 1M

San Bernardino County, CA	1,835
Riverside County, CA	1,455
Providence County, RI	1,304
Rutherford County, TN	1,267
Los Angeles County, CA	1,259
Fresno County, CA	1,197
Hamilton County, TN	1,149
Westmoreland County, PA	1,098
Knox County, TN	1,094
Kern County, CA	1,041

Average New Deaths per 1M Over Last 14 Days



Top 10 by New Deaths

Avg New Deaths/ 1M

El Paso County, TX	25
Lubbock County, TX	23
Westmoreland County, PA	22
Cumberland County, PA	22
Madison County, IL	20
Erie County, PA	19
Luzerne County, PA	19
El Paso County, CO	15
Allegheny County, PA	15
Macomb County, MI	15

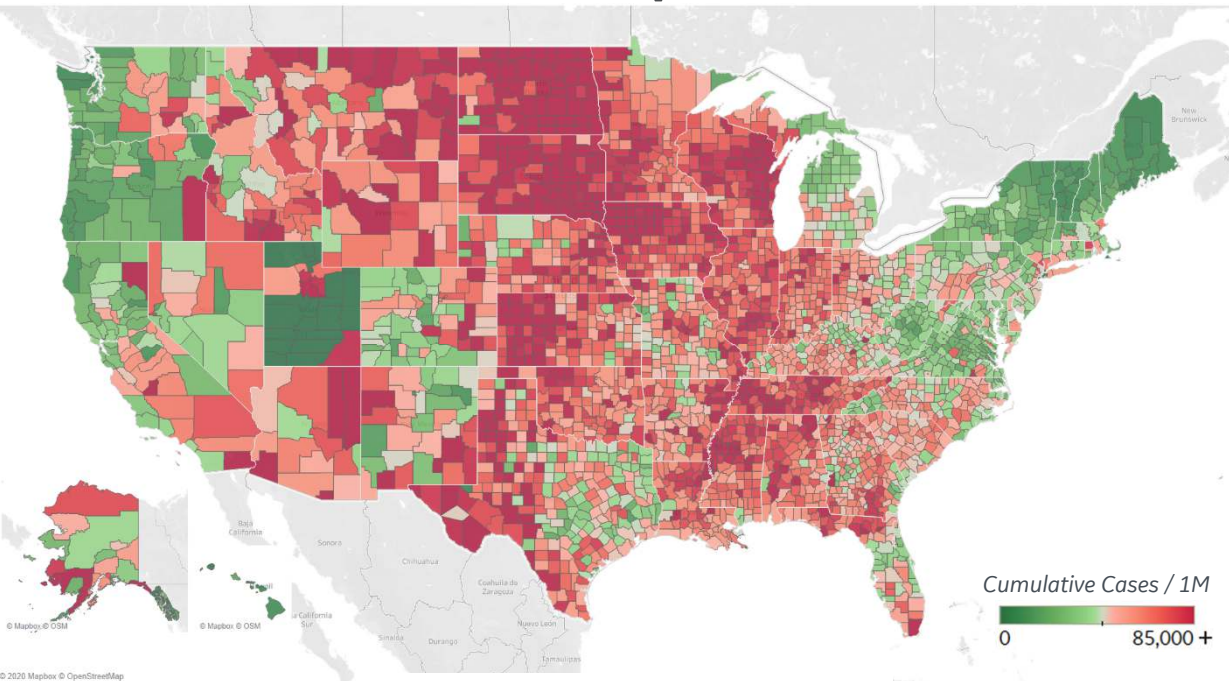
Note: Lists includes counties
≥ 250K population



US Counties: Cumulative Cases and Deaths

Updated 22 Dec 2020, 3:30 GMT 15

Confirmed **Cases** per 1M to date

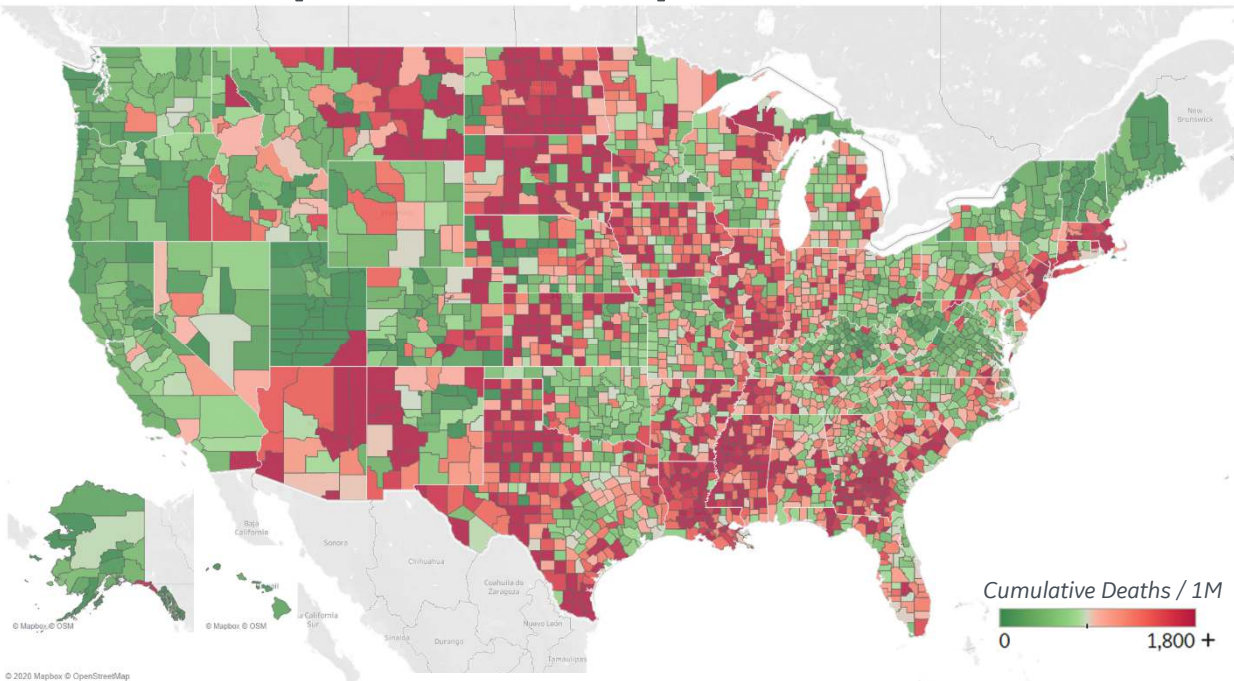


Top 10 Counties

Total Confirmed Cases / 1M

Lubbock County, TX	126,246
El Paso County, TX	113,846
Miami-Dade County, FL	101,737
Brown County, WI	100,037
Utah County, UT	96,944
Milwaukee County, WI	92,545
Webb County, TX	88,270
Douglas County, NE	87,421
Waukesha County, WI	86,856
Salt Lake County, UT	86,066

Reported **Deaths** per 1M to date



Top 10 Counties

Total Reported Deaths / 1M

New York City*	4,575
Essex County, NJ	2,917
Passaic County, NJ	2,780
Cameron County, TX	2,739
Union County, NJ	2,705
Hidalgo County, TX	2,486
Hudson County, NJ	2,469
Bergen County, NJ	2,411
Rockland County, NY	2,287
Hampden County, MA	2,155

Note: Lists includes counties
≥ 250K population

* New York City counties
aggregated into one reporting area



Per 1M in Region

	Today	Change
Active Cases	2,003	+0.4%
Confirmed	201 new	+1.5%
Deaths	3 new	+0.7%
Recovered	190 new	+1.7%

Most Daily New Cases / 1M

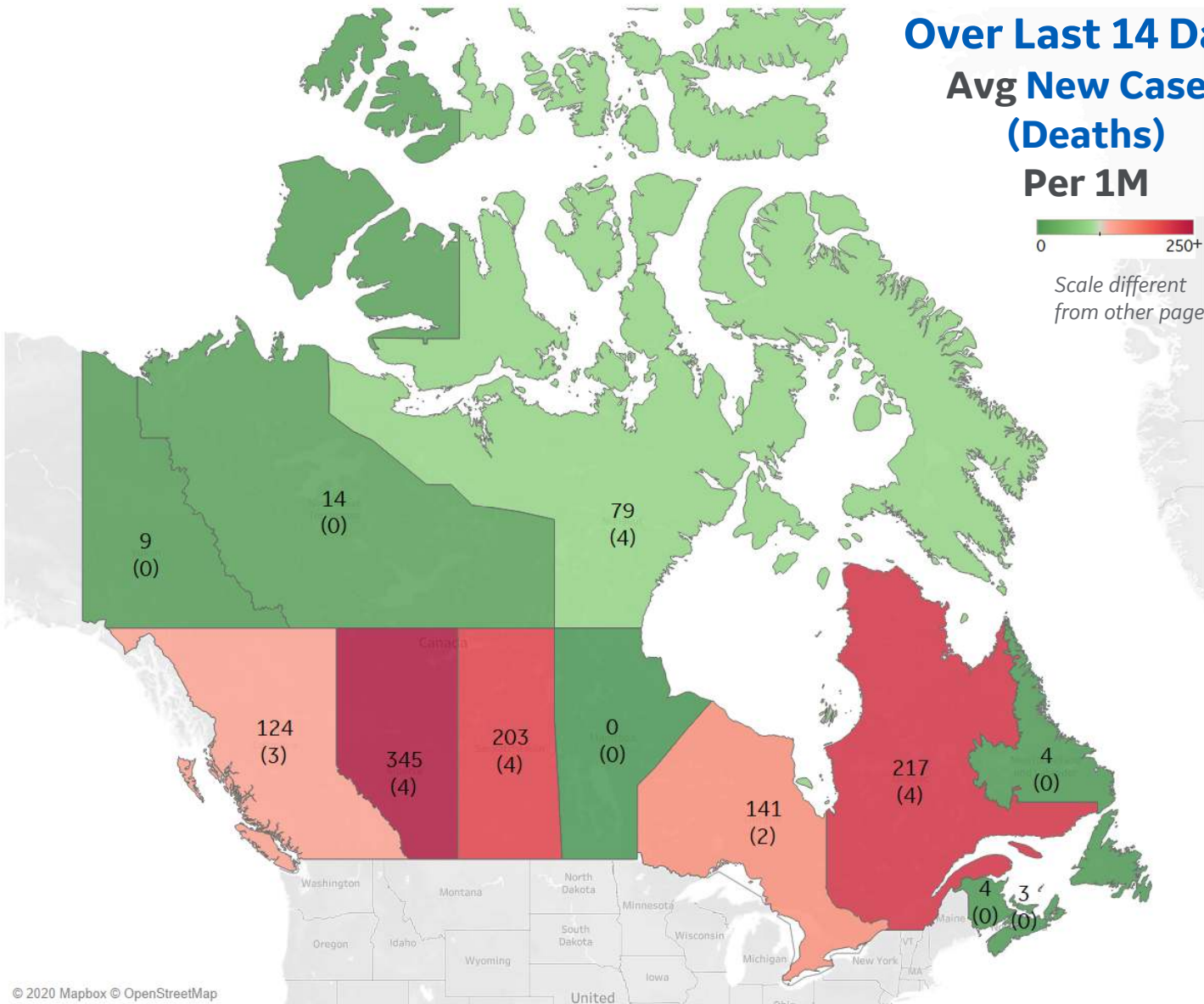
Alberta	345
Saskatchewan	203
Quebec	217
Ontario	141
British Columbia	124

* Excludes regions with population < 1M

Over Last 14 Days Avg New Cases (Deaths) Per 1M



Scale different
from other pages





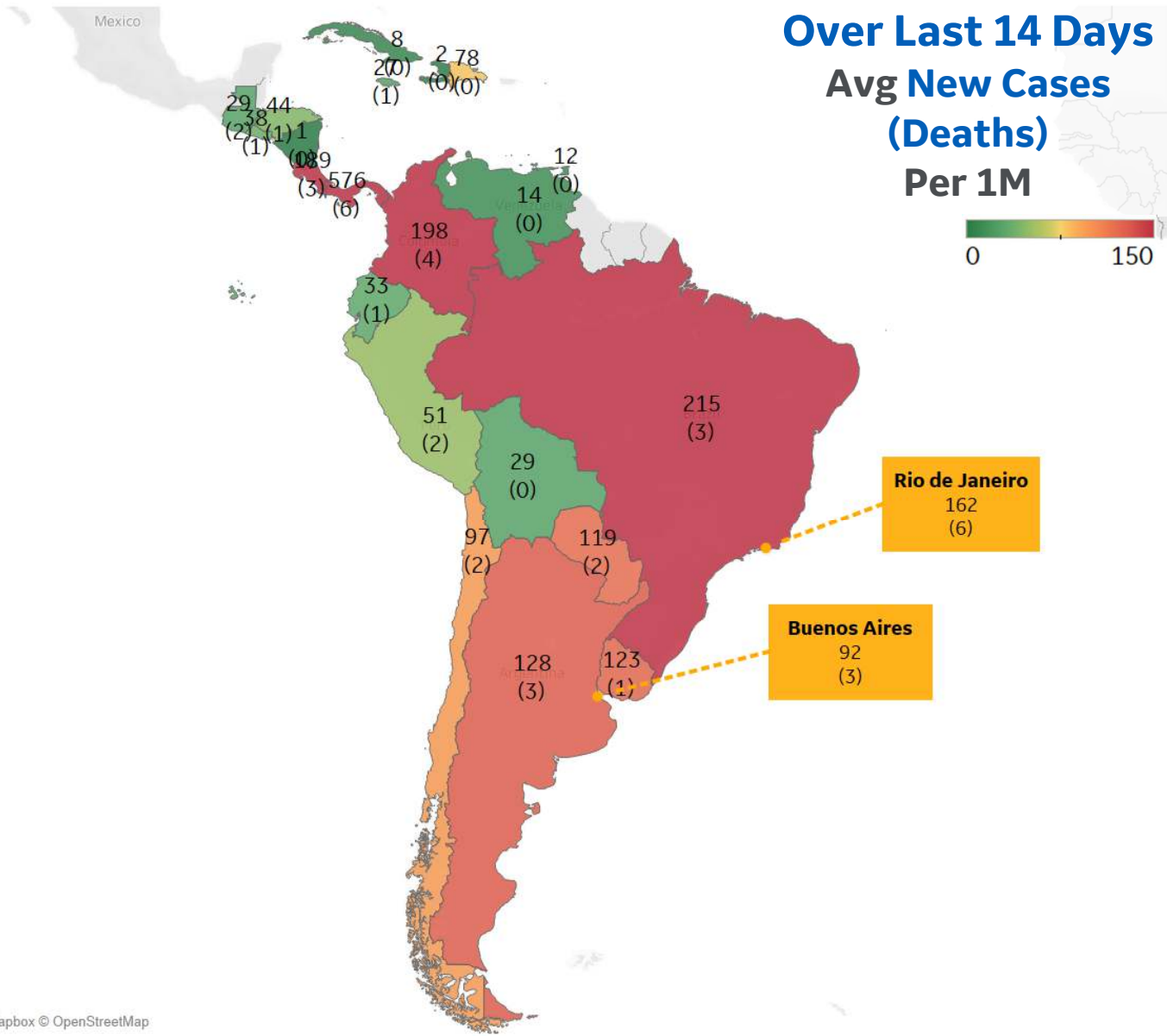
Per 1M in Region

	Today	Change
Active Cases	2,142	-3.5%
Confirmed	104 new	+0.4%
Deaths	2 new	+0.3%
Recovered	180 new	+0.8%

Most Daily New Cases / 1M

Panama	576
Brazil	215
Colombia	198
Costa Rica	189
Argentina	128
Uruguay	123
Paraguay	119
Chile	97
Dom. Rep.	78
Peru	51

* Excludes regions with population < 1M





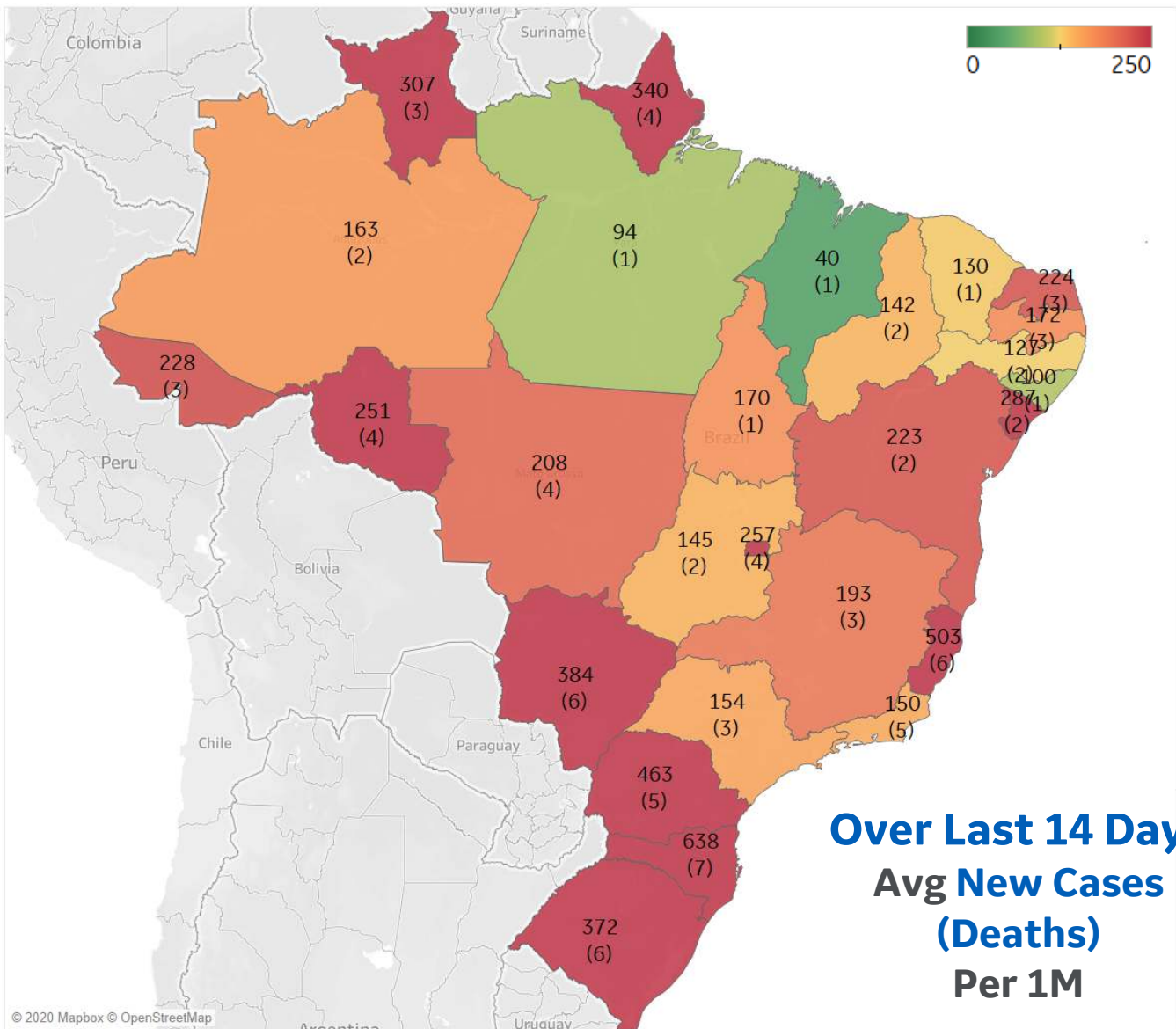
Per 1M in Region

	Today	Change
Active Cases	2,856	-5.6%
Confirmed	118 new	+0.3%
Deaths	2 new	+0.3%
Recovered	286 new	+0.9%

Most Daily New Cases / 1M

Santa Catarina	638
Espírito Santo	503
Paraná	463
MatoGrosso do ..	384
Rio Grande do ..	372
Sergipe	287
Distrito Federal	257
Rondônia	251
Rio Grande do ..	224
Bahia	223

* Excludes regions with population < 1M





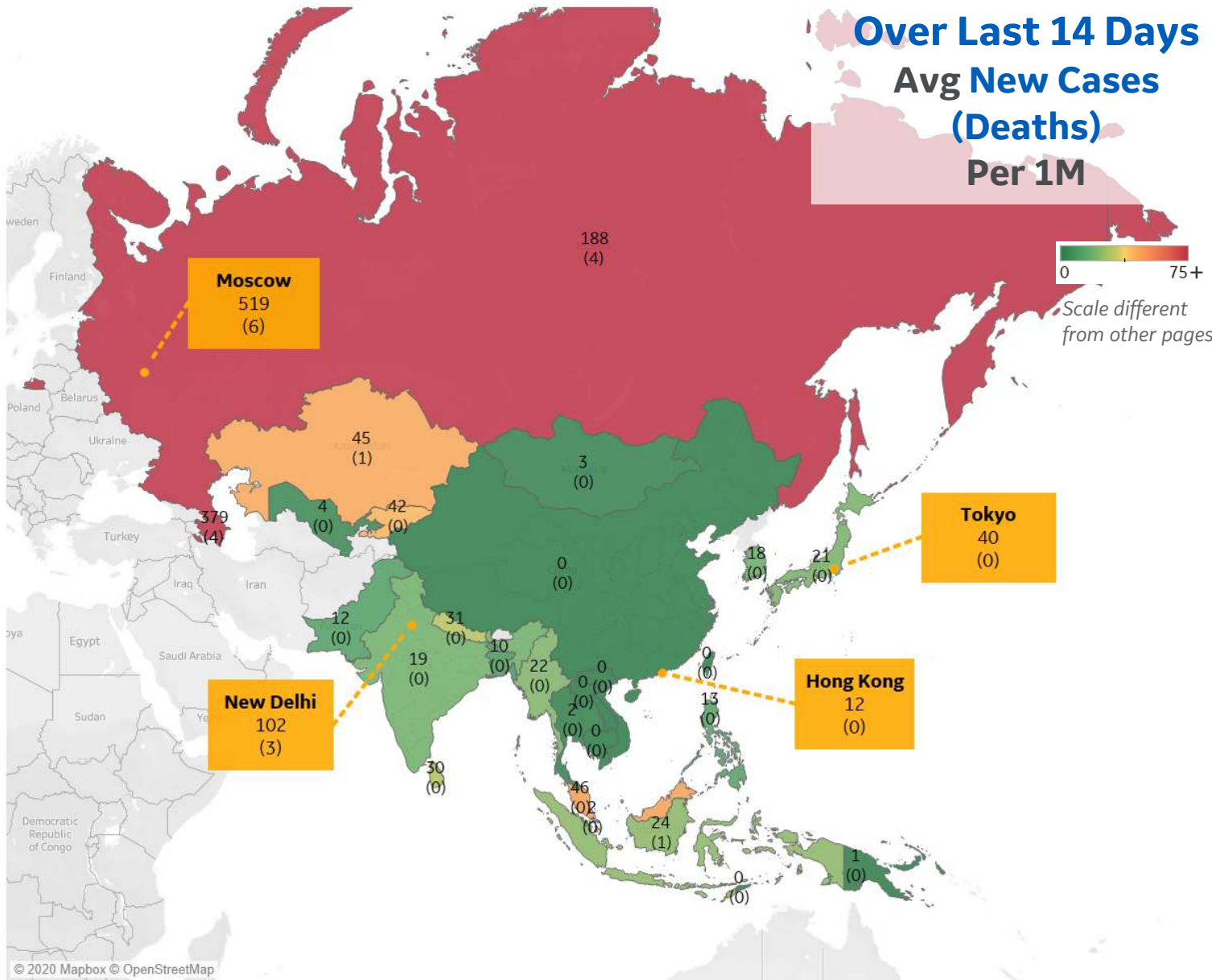
Per 1M in Region

	Today	Change
Active Cases	283	-0.1%
Confirmed	16 new	+0.4%
Deaths	0.3 new	+0.5%
Recovered	17 new	+0.5%

Most Daily New Cases / 1M

Azerbaijan	379
Russia	188
Malaysia	46
Kazakhstan	45
Kyrgyzstan	42
Nepal	31
Sri Lanka	30
Indonesia	24
Myanmar	22
Japan	21

* Excludes regions with population < 1M





Per 1M in Region

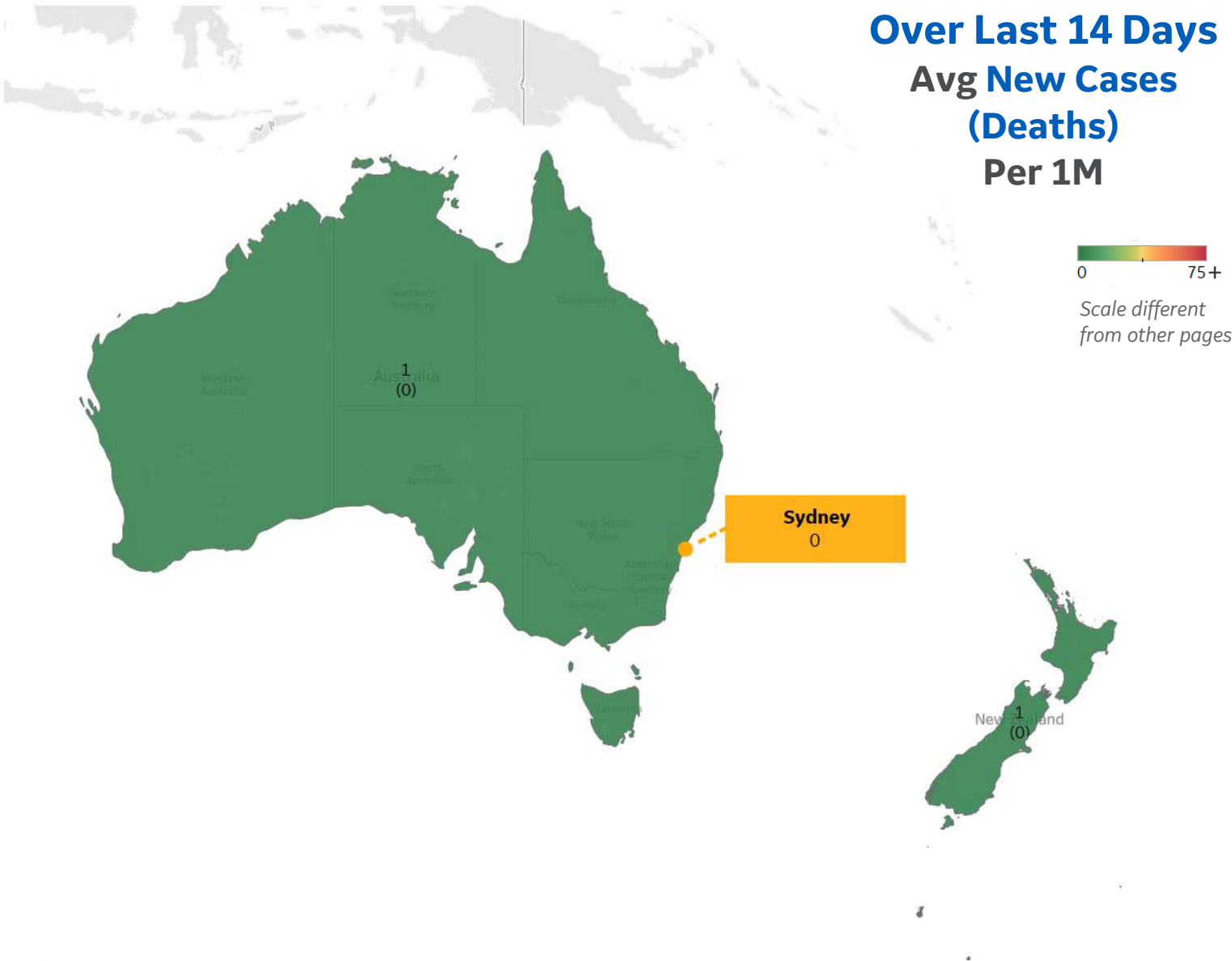
	Today	Change
Active Cases	53	+0.9%
Confirmed	1 new	+0.07%
Deaths	0 new	+0%
Recovered	0 new	+0%

Most Daily New Cases / 1M

Australia	1
New Zealand	1

* Excludes regions with population < 1M

Over Last 14 Days Avg New Cases (Deaths) Per 1M





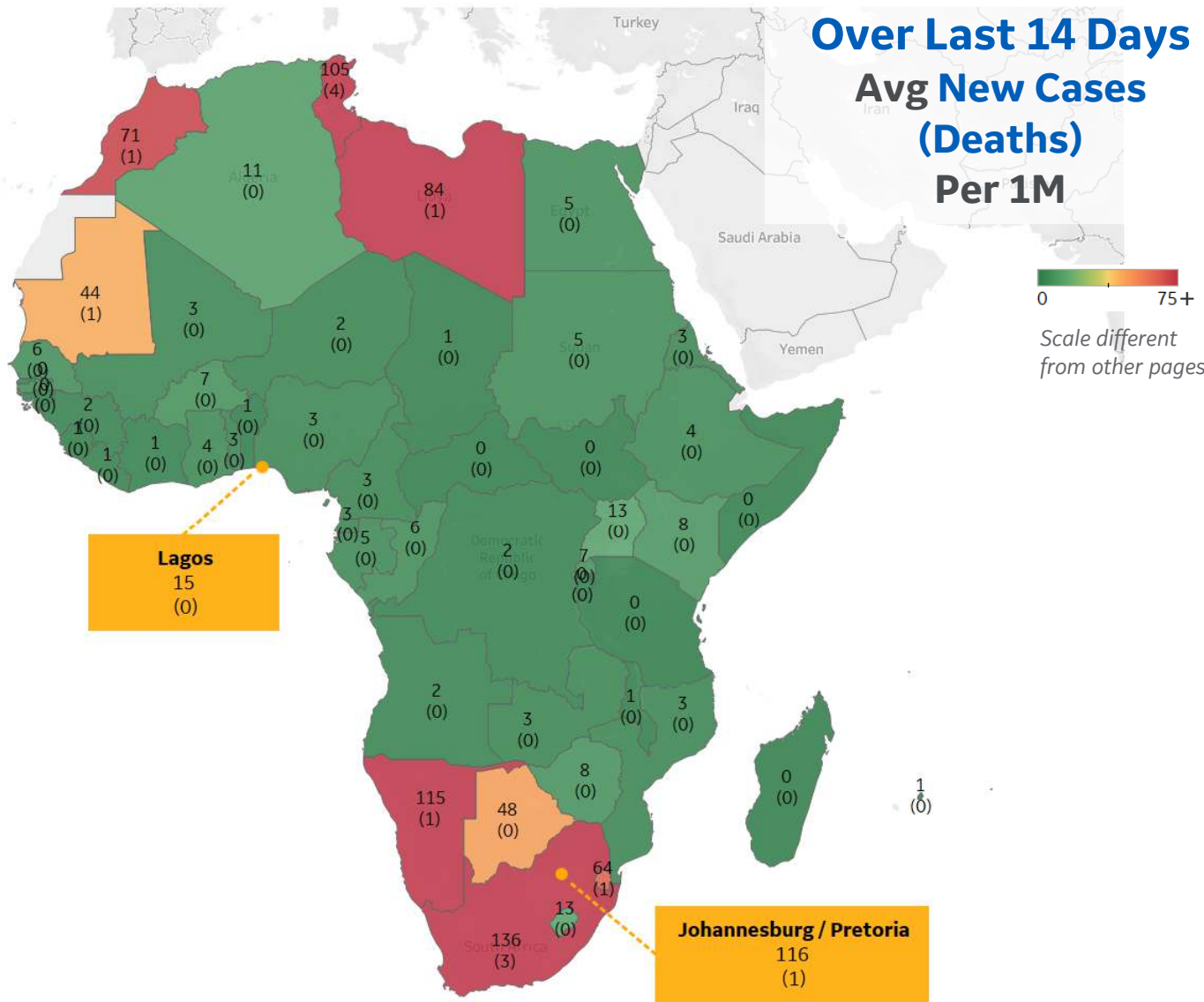
Per 1M in Region

	Today	Change
Active Cases	262	+2.0%
Confirmed	12 new	+0.7%
Deaths	0.3 new	+0.7%
Recovered	7 new	+0.4%

Most Daily New Cases / 1M

South Africa	136
Namibia	115
Tunisia	105
Libya	84
Morocco	71
Eswatini	64
Botswana	48
Mauritania	44
Lesotho	13
Uganda	13

* Excludes regions with population < 1M





Sources



** Per 1M = Per 1 Million Population unless otherwise noted

Johns Hopkins Coronavirus Resource Center:

<https://coronavirus.jhu.edu/map.html>

Worldometer Coronavirus Reporting:

<https://www.worldometers.info/coronavirus/>

Public Health England:

<https://www.gov.uk/government/publications/covid-19-track-coronavirus-cases>

US Department of Homeland Security, Homeland Infrastructure Foundation-Level Data:

<https://hifld-geoplatform.opendata.arcgis.com/datasets/hospitals>

City of New York, NYC Health:

<https://www1.nyc.gov/site/doh/covid/covid-19-data.page>

Chicago Coronavirus Latest Data:

<https://www.chicago.gov/city/en/sites/covid-19/home/latest-data.html>

National Health Commission of the PRC:

<http://www.nhc.gov.cn/xcs/yqtb/202003/bf66696029ba420098164607240074f8.shtml>

Korean Centers for Disease Control and Prevention:

http://www.cdc.go.kr/cdc_eng/

CDC, Severe Outcomes Among Patients with Coronavirus Disease 2019 (COVID-19):

<https://www.cdc.gov/mmwr/volumes/69/wr/mm6912e2.htm>

Italian Department of Civil Protection, COVID Monitoring:

<http://opendatadpc.maps.arcgis.com/apps/opsdashboard/index.html#/b0c68bce2cce478eaac82fe38d4138b1>

The COVID Tracking Project:

<https://covidtracking.com/data/>

UK Office for National Statistics:

<https://www.ons.gov.uk/peoplepopulationandcommunity/birthsdeathsandmarriages/deaths/bulletins/deathsregisteredweeklyinenglandandwalesprovisional/weekending24april2020>

COVID-19 Information for Switzerland:

<https://www.corona-data.ch/>

The COVID Tracking Project:

<https://covidtracking.com/data/api>

European Centre for Disease Prevention and Control:

<https://www.ecdc.europa.eu/en/publications-data/download-data-hospital-and-icu-admission-rates-and-current-occupancy-covid-19>

Worldwide Survival Rate, last 30d calculation =

$$\frac{[(Total\ Confirmed - Total\ Confirmed\ 30d\ ago) - (Total\ Deaths - Total\ Deaths\ 30d\ ago)]}{(Total\ Confirmed - Total\ Confirmed\ 30d\ ago)}$$

Provincial Health Services Authority of Canada. BC Center for Disease Control:

<http://www.bccdc.ca/about/news-stories/stories/2020/information-on-novel-coronavirus>

Secretary of Health, Mexico:

<https://www.gob.mx/salud/en>

OECD Economic Outlooks, Statistics:

https://www.oecd-ilibrary.org/economics/data/oecd-economic-outlook-statistics-and-projections_eo-data-en

Public Health Authority of Sweden:

<https://www.folkhalsomyndigheten.se/smittskydd-beredskap/utbrott/aktuella-utbrott/covid-19/bekraftade-fall-i-sverige>

CDC:

<https://www.cdc.gov/covid-data-tracker/index.html#demographics>

CDC Provisional COVID19 Deaths Counts

<https://data.cdc.gov/NCHS/Provisional-COVID-19-Death-Counts-by-Sex-Age-and-S/9bhg-hcku>

Canada Regional Data:

<https://health-infobase.canada.ca/covid-19/epidemiological-summary-covid-19-cases.html#fn1>

Canada Regional Populations (Q4 2019):

<https://www150.statcan.gc.ca/t1/tbl1/en/tv.action?pid=1710000901>