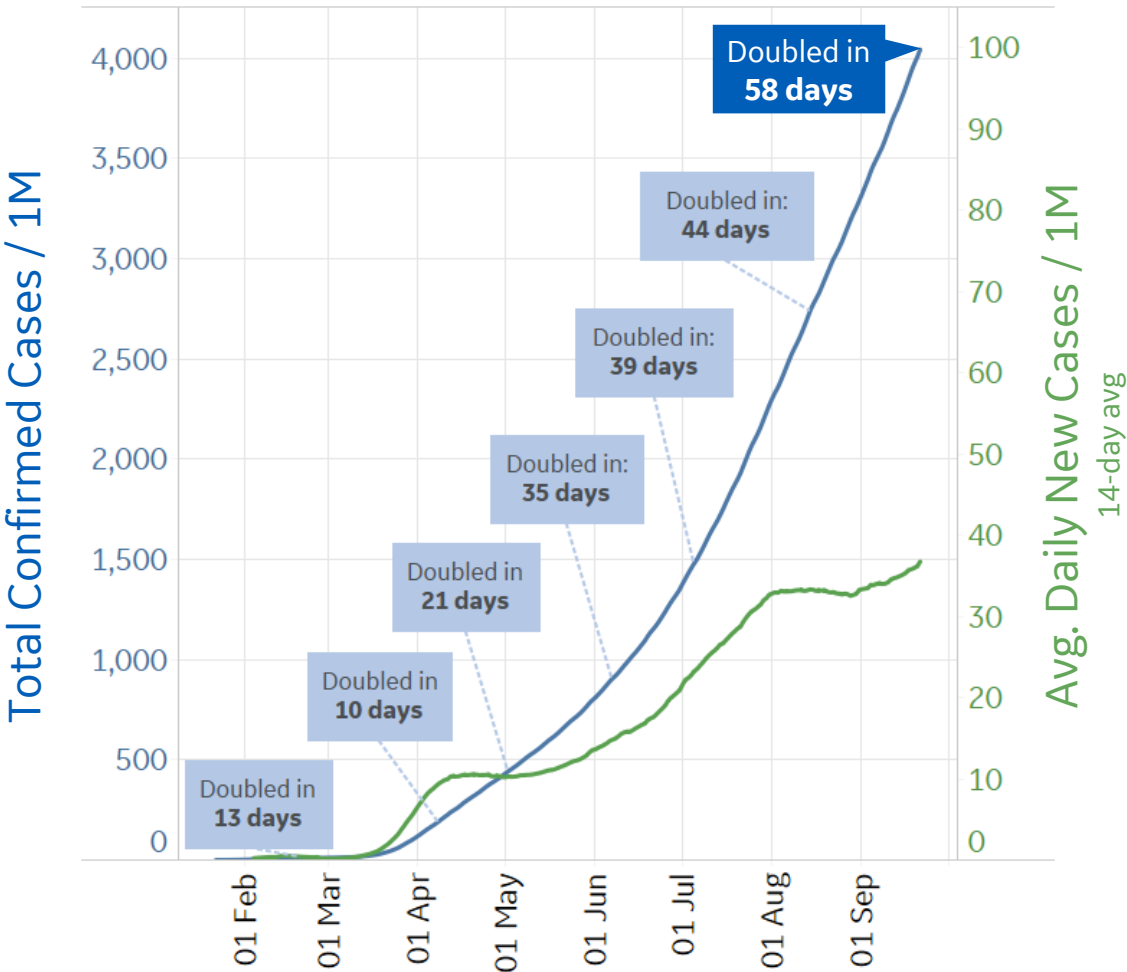




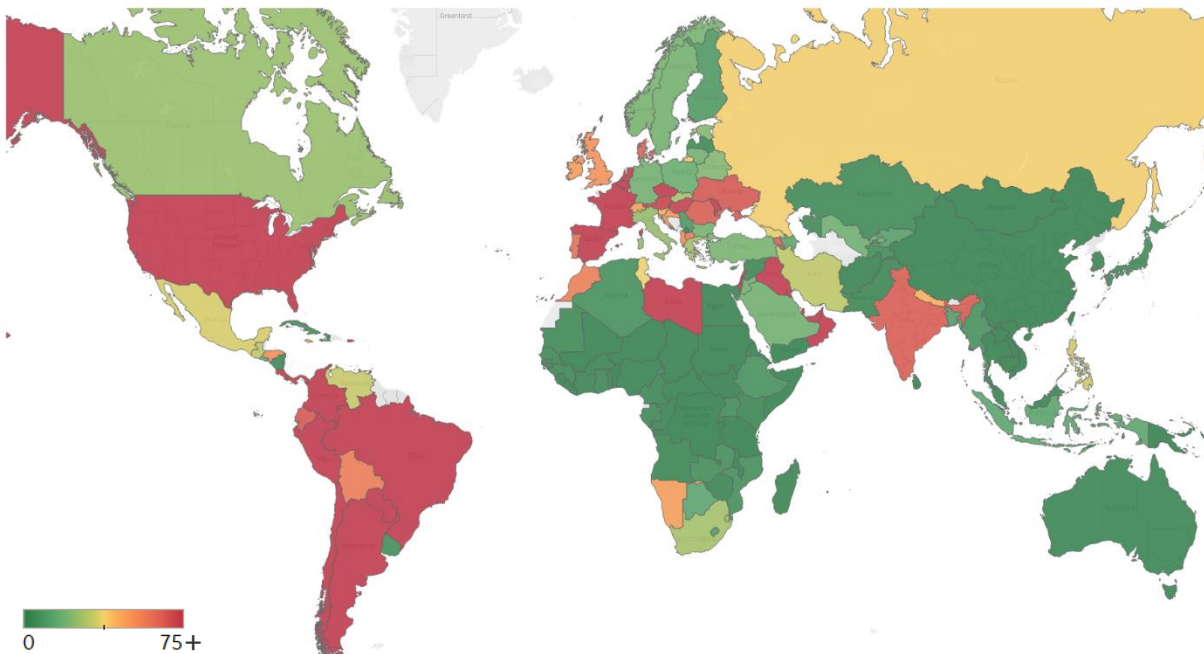
Global Confirmed & Active Cases

Trend since 22 Jan



Avg. Daily New Cases / 1M

Over the last 14 days



Per 1M:	Today	Change
Active Today	1,144	+0.6%
Active	7 new	+1%
Confirmed	39 new	+1%
Deaths	1 new	+0.4%
Recovered	31 new	+1%

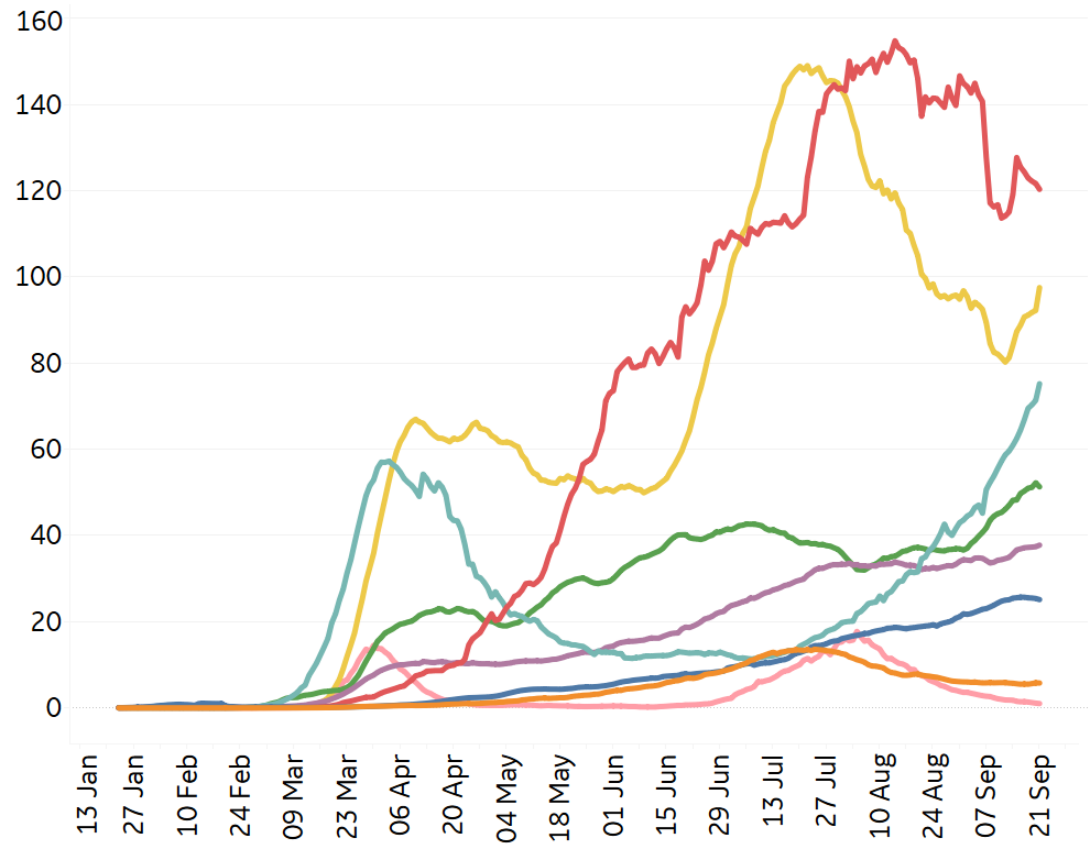


New Confirmed Cases & New Deaths

Key **World** **North America** **Europe** **Middle East** **Cent & South America** **Asia** **Africa** **Oceania**

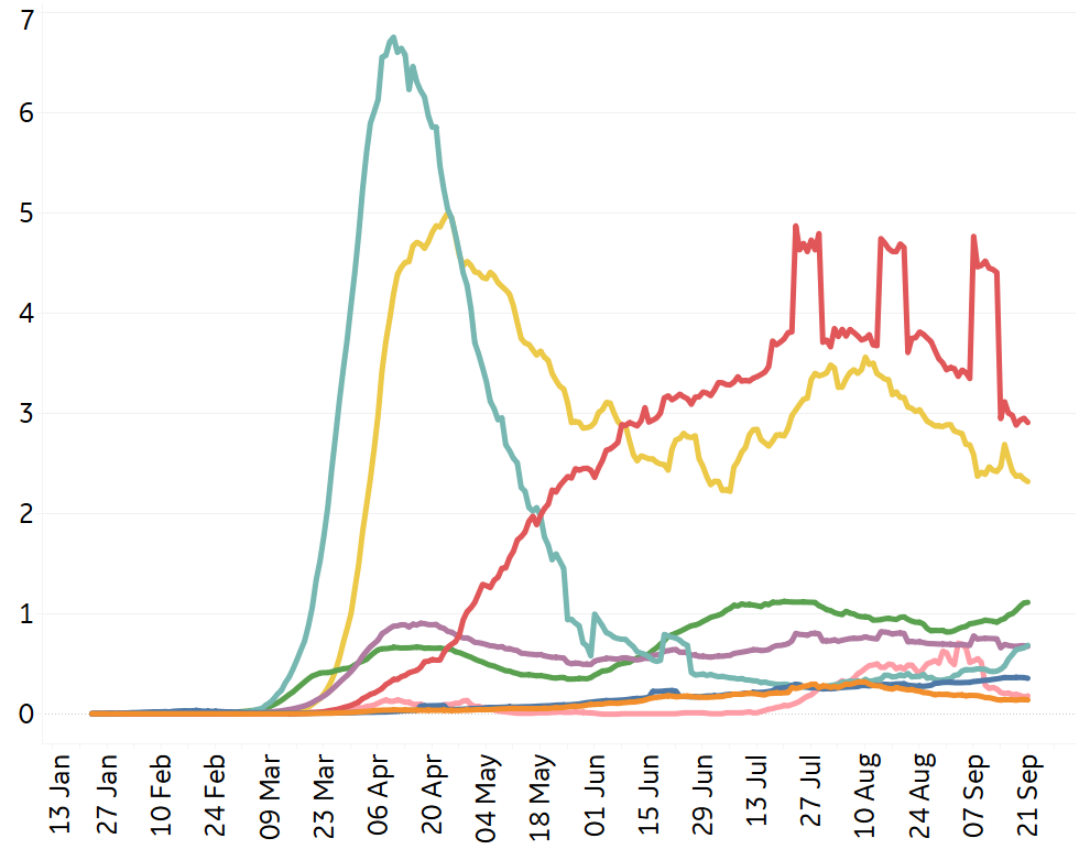
New Confirmed Cases / 1M

7-day rolling average



New Deaths / 1M

7-day rolling average





Top 50 Countries: Per 1M



1 - 25

	Today		Total Since 22 Jan			Change from 14d Ago [*] in 14 day avg of daily new	
	New Confirmed	New Deaths	Confirmed Cases / 1M	Total Recovered	Total Deaths	Confirmed	Deaths
Peru	183	0	23,320	18,435	951	-17%	-30%
Belgium	95	0	8,921	1,637	859	119%	147%
Spain	672	4	14,361	3,216	656	21%	78%
Bolivia	27	3	11,221	7,731	656	-18%	-76%
Brazil	63	2	21,444	18,787	646	-22%	-11%
Chile	62	1	23,408	22,029	643	-6%	-12%
Ecuador	17	0	7,182	5,830	629	822%	-88%
UK	64	0	5,909	N/A**	617	104%	89%
US	157	1	20,715	7,903	604	-1%	-11%
Italy	22	0	4,954	3,617	591	12%	53%
Sweden	0	0	8,737	N/A**	581	21%	33%
Mexico	23	2	5,434	4,625	572	-15%	-15%
Panama	141	3	24,755	19,079	527	-9%	-10%
France	448	1	7,612	1,445	480	53%	209%
Colombia	105	4	15,141	12,596	479	-18%	-31%
Netherlands	133	0	5,865	175	369	130%	-4%
Ireland	38	0	6,708	4,732	363	102%	N/A
North Macedo..	22	3	8,054	6,695	336	14%	40%
EU	166	1	5,736	2,444	325	44%	59%
Armenia	41	2	16,047	14,389	316	34%	-22%
Moldova	50	2	11,601	8,681	300	8%	6%
Argentina	194	9	14,164	11,252	298	11%	21%
Iran	40	2	5,066	4,304	291	33%	27%
South Africa	12	1	11,161	9,968	270	-19%	-46%
Kosovo	0	0	6,873	4,762	264	-100%	-100%

26 - 50

	Today		Total Since 22 Jan			Change from 14d Ago [*] in 14 day avg of daily new	
	New Confirmed	New Deaths	Confirmed Cases / 1M	Total Recovered	Total Deaths	Confirmed	Deaths
Switzerland	127	1	5,821	4,680	237	28%	177%
Bos. and Herz.	28	2	7,779	5,520	235	6%	-9%
Romania	42	1	5,905	4,712	232	7%	-14%
Honduras	46	2	7,277	2,283	223	-22%	-47%
Iraq	95	2	8,027	6,416	214	3%	-3%
Dom. Rep.	46	1	10,028	7,584	189	7%	-35%
Portugal	61	1	6,787	4,485	188	82%	83%
Guatemala	13	0	4,782	4,196	174	-16%	4%
Oman	113	1	18,417	16,798	167	138%	23%
Kyrgyzstan	21	0	6,970	6,389	163	-24%	0%
Israel	350	2	22,059	15,803	147	93%	38%
Costa Rica	371	8	12,878	4,933	146	17%	59%
Kuwait	124	0	23,408	21,292	137	2%	39%
Russia	42	0	7,572	6,229	133	14%	13%
Bahrain	419	2	38,642	34,454	132	52%	60%
Saudi Arabia	14	1	9,486	8,948	130	-31%	-3%
Paraguay	104	2	4,803	2,612	95	12%	-1%
Kazakhstan	4	0	5,718	5,436	89	-38%	-52%
Belarus	24	1	8,032	7,757	83	20%	-1%
Qatar	79	0	42,902	41,839	73	6%	-45%
West Bank an..	102	1	7,912	5,346	58	24%	59%
Czechia	138	2	4,740	2,374	49	237%	286%
UAE	69	0	8,654	7,592	41	55%	7%
Singapore	5	0	9,847	9,784	5	-12%	N/A
Total World	39	1	4,044	2,775	125	8%	-9%

*Change from 14d ago:
Compares 14d-avgs. of Daily New Cases/Deaths
today with 14d-avgs. from 14d ago

The **Netherlands** has seen a 14% increase in cumulative confirmed cases since 8 Sept

Sorted by Total Deaths / 1M
Top 50 countries selected by Cases / 1M
Excluded countries with population < 1M

N/A** due to inconsistent reporting of Recovered Cases



Top 50 Countries: Raw Volume

Updated 22 Sept 2020, 3:30 GMT

4

1 - 25

	Today		Total Since 22 Jan			Change from 14d Ago [*] in 14 day avg of daily new	
	New Confirmed	New Deaths	Confirmed Cases	Total Recovered	Reported Deaths	Confirmed	Deaths
US	52,070	356	6,856,884	2,615,949	199,865	-1%	-11%
EU	73,885	360	2,553,914	1,088,097	144,588	44%	59%
Brazil	13,411	377	4,558,040	3,993,432	137,272	-22%	-11%
India	75,083	1,053	5,562,663	4,497,867	88,935	15%	12%
Mexico	2,917	204	700,580	596,317	73,697	-15%	-15%
UK	4,378	11	401,122	N/A**	41,877	104%	89%
Italy	1,350	17	299,506	218,703	35,724	12%	53%
Peru	6,030	0	768,895	607,837	31,369	-17%	-30%
France	29,237	89	496,851	94,289	31,346	53%	209%
Spain	31,428	168	671,468	150,376	30,663	21%	78%
Iran	3,341	177	425,481	361,523	24,478	33%	27%
Colombia	5,359	189	770,435	640,900	24,397	-18%	-31%
Russia	6,090	71	1,105,048	909,026	19,420	14%	13%
South Africa	725	39	661,936	591,208	15,992	-19%	-46%
Argentina	8,782	429	640,147	508,563	13,482	11%	21%
Chile	1,194	12	447,468	421,111	12,298	-6%	-12%
Ecuador	292	5	126,711	102,852	11,095	822%	-88%
Belgium	1,097	2	103,392	18,977	9,950	119%	147%
Indonesia	4,176	124	248,852	180,797	9,677	25%	13%
Germany	1,595	0	275,560	242,656	9,390	25%	7%
Canada	1,833	12	147,583	127,684	9,279	98%	24%
Iraq	3,821	70	322,856	258,075	8,625	3%	-3%
Bolivia	310	37	130,986	90,240	7,654	-18%	-76%
Turkey	1,743	68	304,610	268,435	7,574	6%	43%
Pakistan	582	4	306,886	293,159	6,424	28%	-30%

26 - 50

	Today		Total Since 22 Jan			Change from 14d Ago [*] in 14 day avg of daily new	
	New Confirmed	New Deaths	Confirmed Cases	Total Recovered	Reported Deaths	Confirmed	Deaths
Netherlands	2,274	3	100,491	2,993	6,327	130%	-4%
Sweden	0	0	88,237	N/A**	5,865	21%	33%
Egypt	126	17	102,141	90,332	5,787	-18%	-6%
Philippines	3,447	15	290,190	230,233	4,999	16%	26%
Bangladesh	1,703	40	350,621	258,717	4,979	-23%	-13%
China	12	0	90,381	85,257	4,737	-16%	-76%
Saudi Arabia	492	27	330,246	311,499	4,512	-31%	-3%
Romania	808	23	113,589	90,649	4,458	7%	-14%
Ukraine	2,781	26	182,900	81,131	3,652	29%	21%
Guatemala	237	5	85,681	75,172	3,124	-16%	4%
Poland	748	5	79,988	64,604	2,298	1%	6%
Panama	607	15	106,810	82,320	2,272	-9%	-10%
Honduras	459	20	72,075	22,611	2,204	-22%	-47%
Dom. Rep.	494	7	108,783	82,274	2,054	7%	-35%
Morocco	1,376	25	103,119	84,158	1,855	43%	-3%
Kazakhstan	67	0	107,374	102,064	1,671	-38%	-52%
Japan	320	10	79,462	70,970	1,518	-20%	-20%
Israel	3,027	17	190,929	136,780	1,273	93%	38%
Ethiopia	889	12	69,709	28,634	1,108	-43%	-27%
Oman	576	7	94,051	85,781	853	138%	23%
Belarus	224	5	75,898	73,301	785	20%	-1%
Kuwait	530	1	99,964	90,930	585	2%	39%
UAE	679	1	85,595	75,086	405	55%	7%
Qatar	228	1	123,604	120,540	211	6%	-45%
Total World	298,908	4,051	31,320,880	21,496,061	964,746	8%	-9%

^{*}Change from 14d ago:
Compares 14d-avgs. of Daily New Cases/Deaths
today with 14d-avgs. from 14d ago

Reported deaths in **Argentina** increased 7% in the last 3 days

Sorted by Raw Total Deaths
Top 50countries selected by Total Cases
Excluded countries with population < 1M

N/A** due to inconsistent reporting of Recovered Cases



United States: Per 1M



1 - 25

	Today		Total Since 22 Jan			Change from 14d Ago* in 14 day avg of daily new	
	New Confirmed	New Deaths	Total Confirmed	Total Recovered	Total Deaths	Confirmed	Deaths
New Jersey	44	0	22,534	3,904	1,809	23%	73%
New York	29	0	23,156	3,918	1,701	6%	-22%
Massachusetts	37	1	18,541	15,872	1,352	255%	0%
Connecticut	139	1	15,714	2,582	1,261	96%	237%
Louisiana	52	2	34,732	31,313	1,157	-14%	-20%
Rhode Island	295	8	22,591	2,141	1,036	79%	110%
Mississippi	65	0	31,435	28,670	944	-26%	-33%
DC	33	1	21,223	16,799	880	-2%	43%
Arizona	32	0	29,435	4,664	753	10%	-42%
Michigan	158	1	12,983	9,033	699	5%	16%
Illinois	117	1	21,932	N/A	686	-16%	-2%
Delaware	104	6	20,197	10,656	644	8%	260%
Maryland	68	1	19,943	1,220	642	-6%	-28%
S. Carolina	81	3	26,827	9,989	624	-4%	-23%
Pennsylvania	65	2	12,162	9,660	624	8%	0%
Georgia	112	0	28,947	N/A	622	-15%	-37%
Florida	78	1	31,914	N/A	620	-18%	-2%
Texas	751	1	25,341	21,101	522	25%	-27%
Indiana	78	1	16,640	13,097	522	-9%	1%
Alabama	167	0	29,732	12,488	497	-21%	-35%
Nevada	75	0	24,686	658	497	-32%	-28%
Iowa	189	6	25,675	18,365	407	-23%	-7%
New Mexico	50	1	13,202	7,350	406	-4%	-24%
Arkansas	212	5	25,304	22,180	397	20%	36%
Ohio	73	1	12,419	10,559	395	-12%	20%
California	99	1	19,996	N/A	381	-25%	-15%

26 - 51

	Today		Total Since 22 Jan			Change from 14d Ago* in 14 day avg of daily new	
	New Confirmed	New Deaths	Total Confirmed	Total Recovered	Total Deaths	Confirmed	Deaths
California	99	1	19,996	N/A	381	-25%	-15%
Minnesota	164	1	16,126	14,571	358	-11%	15%
Virginia	73	1	16,522	1,980	354	-3%	57%
Colorado	94	1	11,353	1,092	350	43%	-17%
Tennessee	131	2	27,003	24,406	327	-6%	30%
New Hampshire	4	0	5,848	5,296	322	42%	25%
N. Carolina	77	0	18,531	16,821	310	-24%	-3%
Missouri	223	2	18,825	N/A	299	7%	-35%
Washington	24	2	10,864	N/A	269	-16%	12%
North Dakota	375	1	23,940	19,475	253	17%	95%
Idaho	229	2	21,209	11,362	250	13%	-13%
Kentucky	84	0	13,859	2,525	249	-3%	4%
Oklahoma	278	1	19,689	16,412	240	28%	-23%
Nebraska	158	5	21,396	15,772	234	38%	129%
South Dakota	196	0	21,329	17,834	228	-8%	142%
Wisconsin	218	0	17,604	14,912	214	90%	-13%
Kansas	318	2	18,408	676	206	-6%	119%
West Virginia	66	1	7,913	5,757	176	15%	-3%
Montana	122	3	9,758	7,369	150	16%	56%
Utah	194	0	20,086	16,114	138	65%	-45%
Oregon	46	1	7,349	1,288	125	-8%	-24%
Maine	22	1	3,799	3,261	104	18%	100%
Vermont	6	0	2,755	2,495	93	-20%	N/A
Hawaii	40	0	8,093	3,361	85	-53%	-8%
Wyoming	124	0	8,542	7,209	85	113%	40%
Alaska	96	0	9,421	3,334	62	12%	-70%

*Change from 14d ago:
Compares 14d-avgs. of Daily New Cases/Deaths
today with 14d-avgs. from 14d ago

Total confirmed cases in **Michigan** increased 24% since 21 Aug

Sorted by Total Deaths / 1M

N/As due to states revising and updating case counts



United States: Raw Volume

Updated 22 Sept 2020, 3:30 GMT

6

1 - 25

	Today		Total Since 22 Jan			Change from 14d Ago* in 14 day avg of daily new	
	New Confirmed	New Deaths	Total Confirmed	Total Recovered	Total Deaths	Confirmed	Deaths
New York	573	5	450,473	76,218	33,092	6%	-22%
New Jersey	392	2	200,154	34,672	16,069	23%	73%
Texas	21,771	39	734,778	611,856	15,127	25%	-27%
California	3,928	40	790,096	N/A	15,056	-25%	-15%
Florida	1,685	21	685,439	N/A	13,317	-18%	-2%
Massachusetts	256	7	127,796	109,397	9,317	255%	0%
Illinois	1,477	7	277,920	N/A	8,693	-16%	-2%
Pennsylvania	826	25	155,693	123,665	7,985	8%	0%
Michigan	1,575	12	129,662	90,216	6,981	5%	16%
Georgia	1,184	2	307,339	N/A	6,604	-15%	-37%
Arizona	230	1	214,251	33,946	5,478	10%	-42%
Louisiana	243	9	161,462	145,570	5,377	-14%	-20%
Ohio	856	8	145,165	123,423	4,623	-12%	20%
Connecticut	497	3	56,024	9,204	4,495	96%	237%
Maryland	412	4	120,568	7,378	3,883	-6%	-28%
Indiana	522	6	112,027	88,173	3,512	-9%	1%
N. Carolina	808	4	194,355	176,422	3,247	-24%	-3%
S. Carolina	416	13	138,124	51,431	3,212	-4%	-23%
Virginia	627	6	141,022	16,903	3,019	-3%	57%
Mississippi	192	0	93,556	85,327	2,810	-26%	-33%
Alabama	818	2	145,780	61,232	2,439	-21%	-35%
Tennessee	895	15	184,409	166,674	2,233	-6%	30%
Washington	182	12	82,730	N/A	2,049	-16%	12%
Minnesota	925	4	90,942	82,174	2,021	-11%	15%
Colorado	542	4	65,379	6,291	2,018	43%	-17%

26 - 51

	Today		Total Since 22 Jan			Change from 14d Ago* in 14 day avg of daily new	
	New Confirmed	New Deaths	Total Confirmed	Total Recovered	Total Deaths	Confirmed	Deaths
Missouri	1,367	12	115,537	N/A	1,838	7%	-35%
Nevada	232	0	76,036	2,026	1,531	-32%	-28%
Iowa	597	19	81,007	57,942	1,284	-23%	-7%
Wisconsin	1,271	2	102,498	86,822	1,244	90%	-13%
Arkansas	641	16	76,364	66,934	1,197	20%	36%
Kentucky	375	1	61,917	11,283	1,112	-3%	4%
Rhode Island	312	9	23,932	2,268	1,097	79%	110%
Oklahoma	1,101	2	77,908	64,941	948	28%	-23%
New Mexico	104	2	27,683	15,412	851	-4%	-24%
Delaware	101	6	19,667	10,376	627	8%	260%
DC	23	1	14,978	11,856	621	-2%	43%
Kansas	927	6	53,627	1,970	601	-6%	119%
Oregon	194	3	30,995	5,431	529	-8%	-24%
Nebraska	305	10	41,388	30,509	452	38%	129%
Idaho	410	4	37,901	20,304	447	13%	-13%
Utah	622	1	64,394	51,660	441	65%	-45%
New Hampshire	5	0	7,952	7,201	438	42%	25%
West Virginia	119	1	14,181	10,317	315	15%	-3%
South Dakota	173	0	18,869	15,777	202	-8%	142%
North Dakota	286	1	18,244	14,841	193	17%	95%
Montana	130	3	10,429	7,876	160	16%	56%
Maine	29	1	5,106	4,384	140	18%	100%
Hawaii	56	0	11,459	4,759	120	-53%	-8%
Vermont	4	0	1,719	1,557	58	-20%	N/A
Wyoming	72	0	4,944	4,172	49	113%	40%
Alaska	70	0	6,892	2,439	45	12%	-70%

*Change from 14d ago:
Compares 14d-avgs. of Daily New Cases/Deaths
today with 14d-avgs. from 14d ago

New confirmed cases in **Texas** account for 43% of all new cases in the US

Sorted by Raw Total Deaths

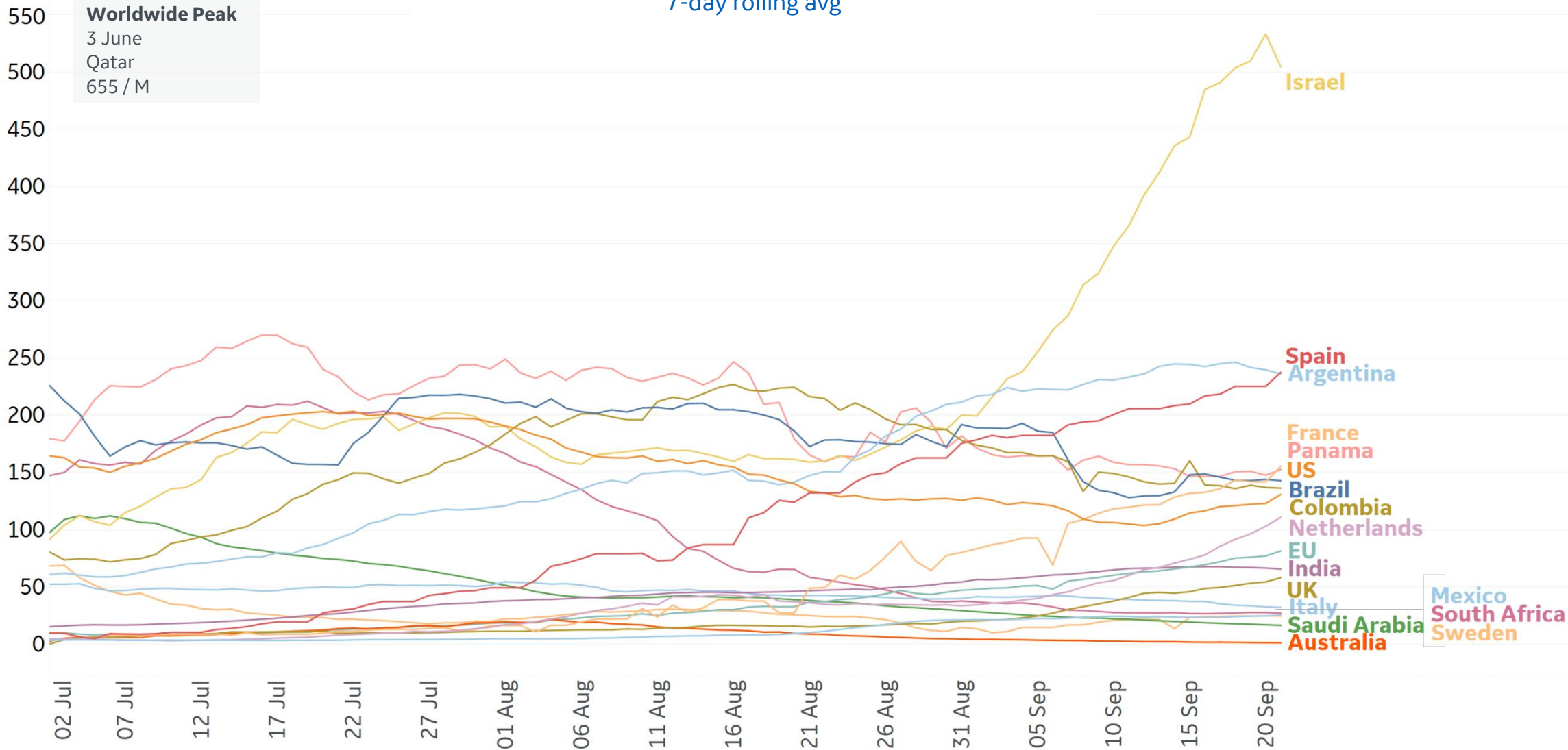
N/As due to states revising and updating case counts



New Confirmed Cases in Select Countries

Daily New Confirmed Cases / 1M

7-day rolling avg

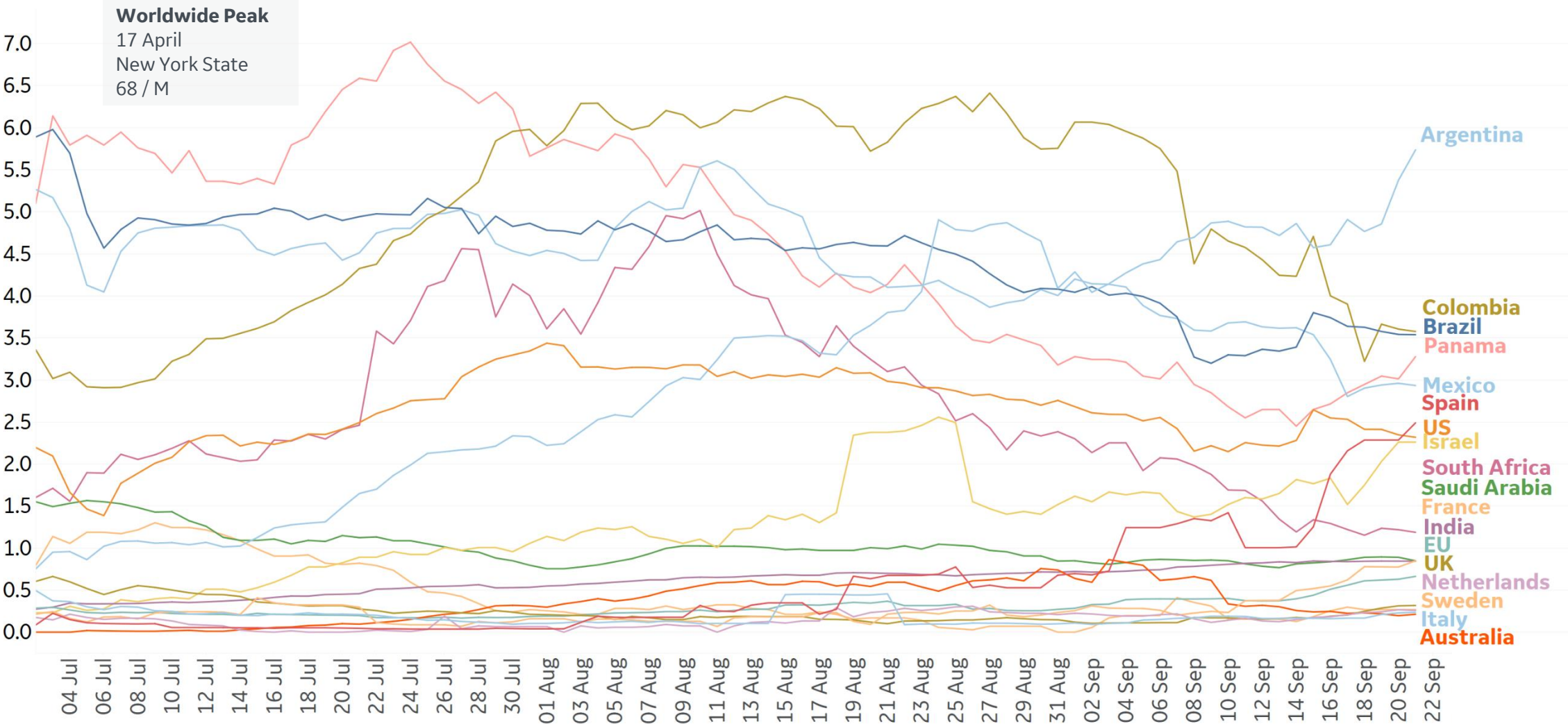




New Deaths in Select Countries

Updated 22 Sept 2020, 3:30 GMT

Daily New Deaths / 1M
7-day rolling avg

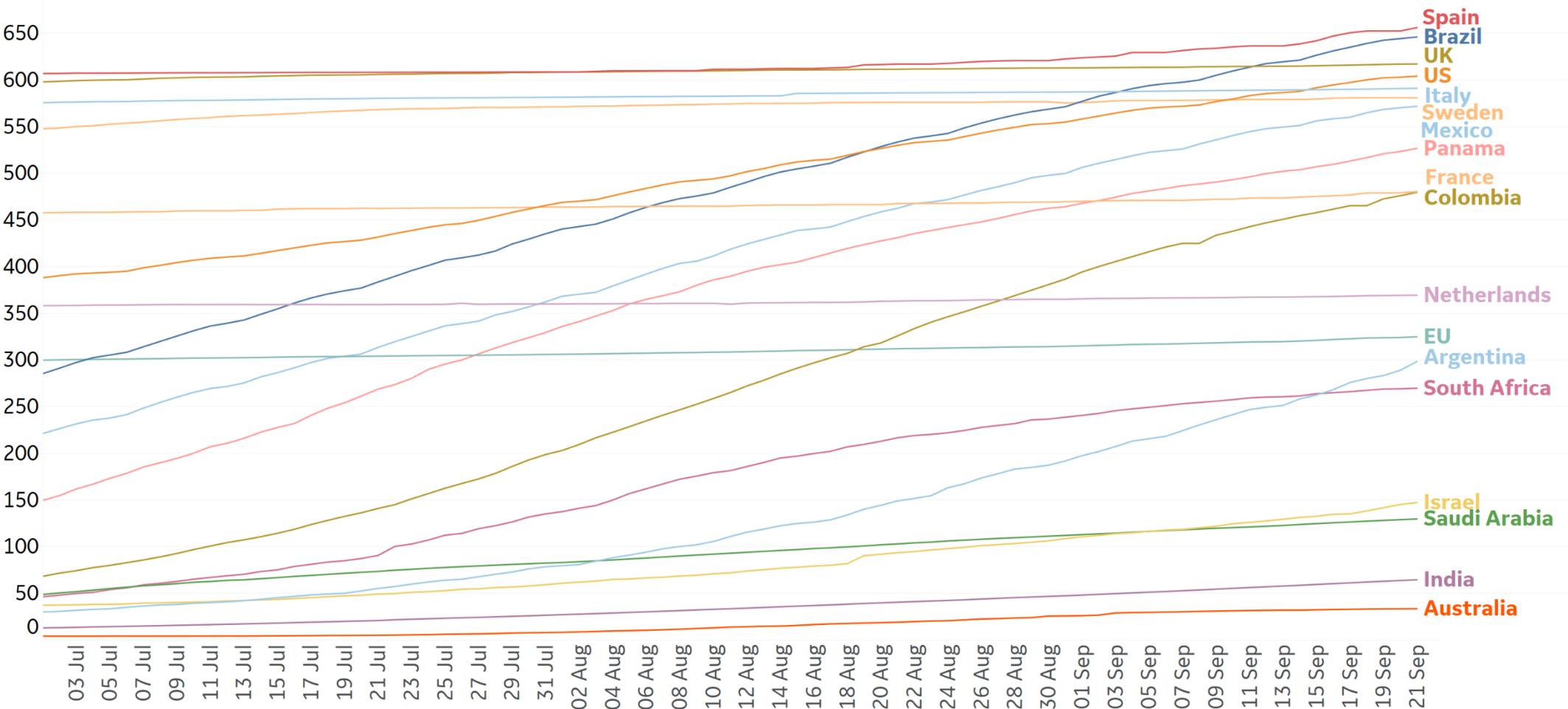




Cumulative Deaths in Select Countries

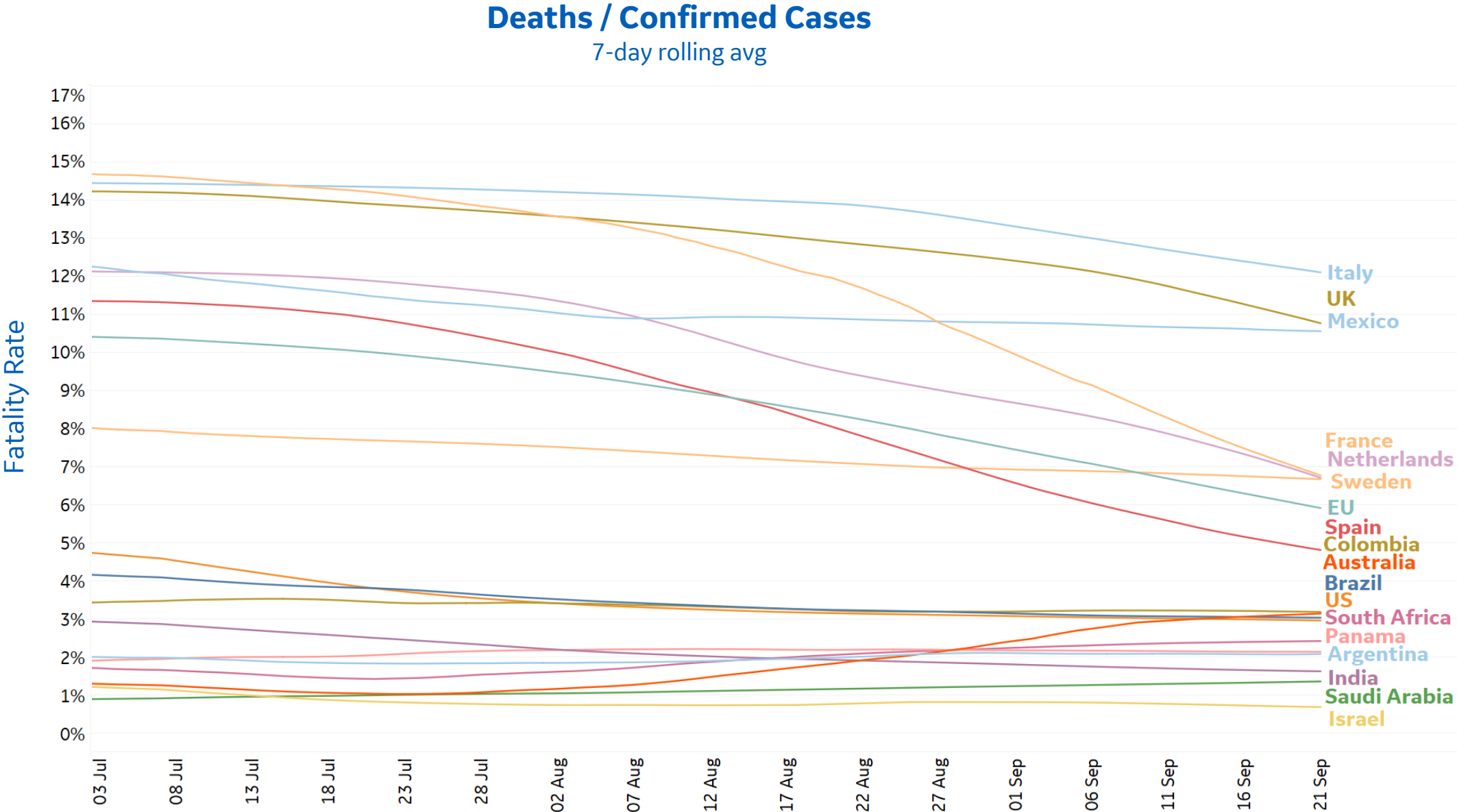
Updated 22 Sept 2020, 3:30 GMT

Cumulative Deaths / 1M





Fatality Rate in Select Countries

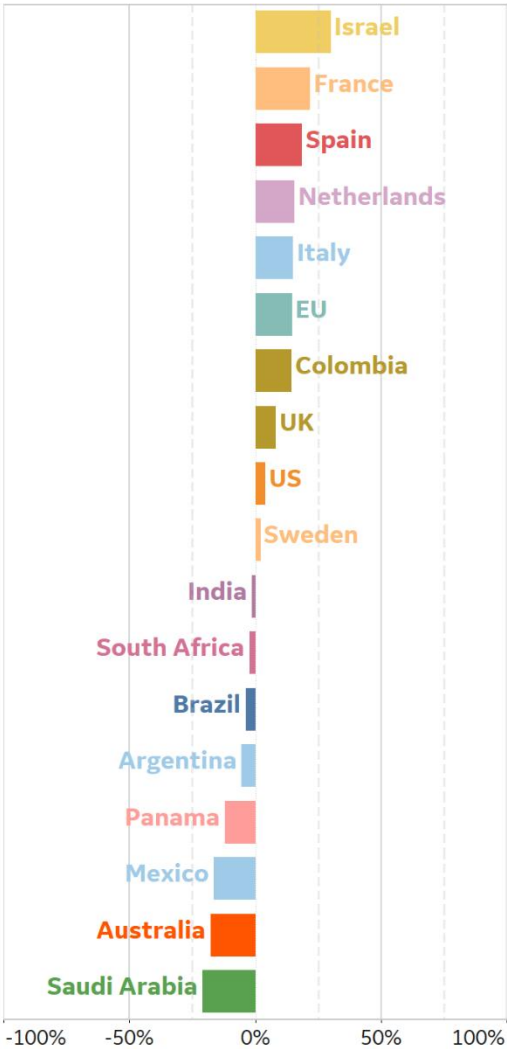




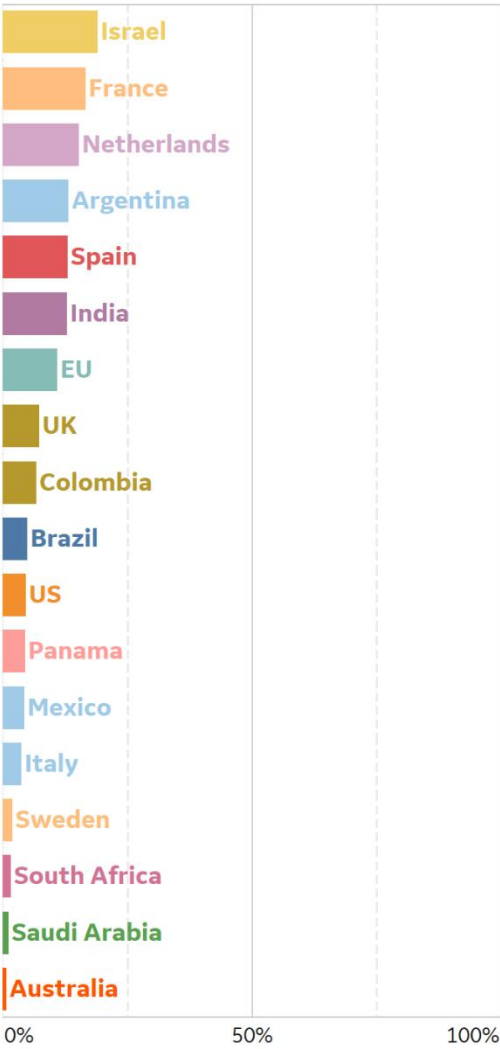
% Change in Case Volume in Select Countries

Over Previous 7 days

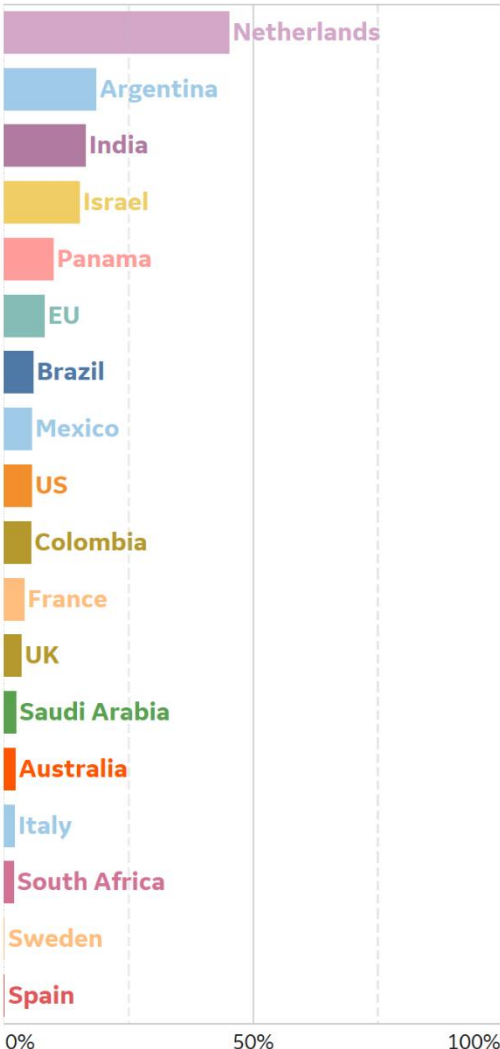
Active Cases



Confirmed Cases



Reported Recoveries



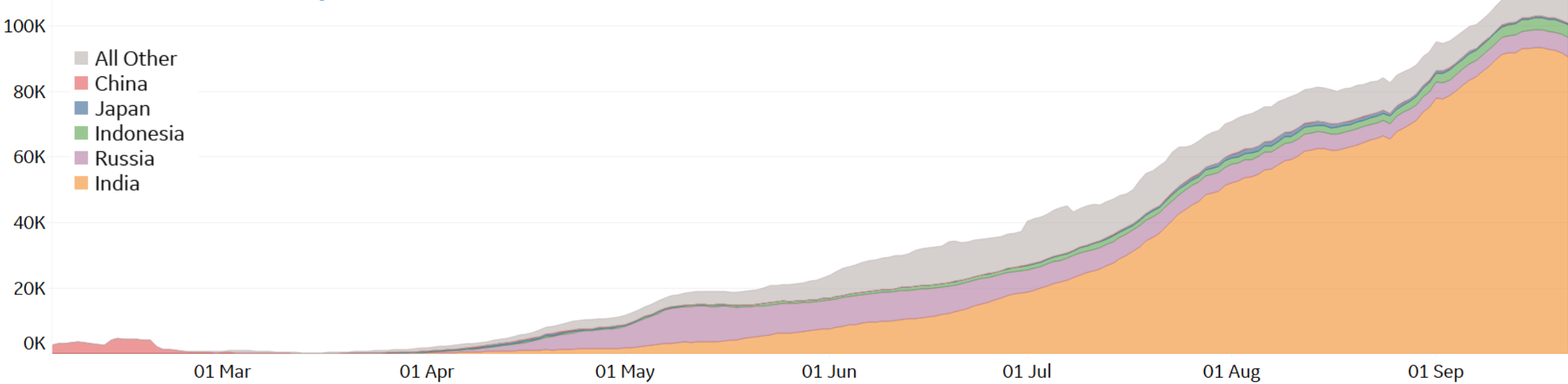
Reported Deaths





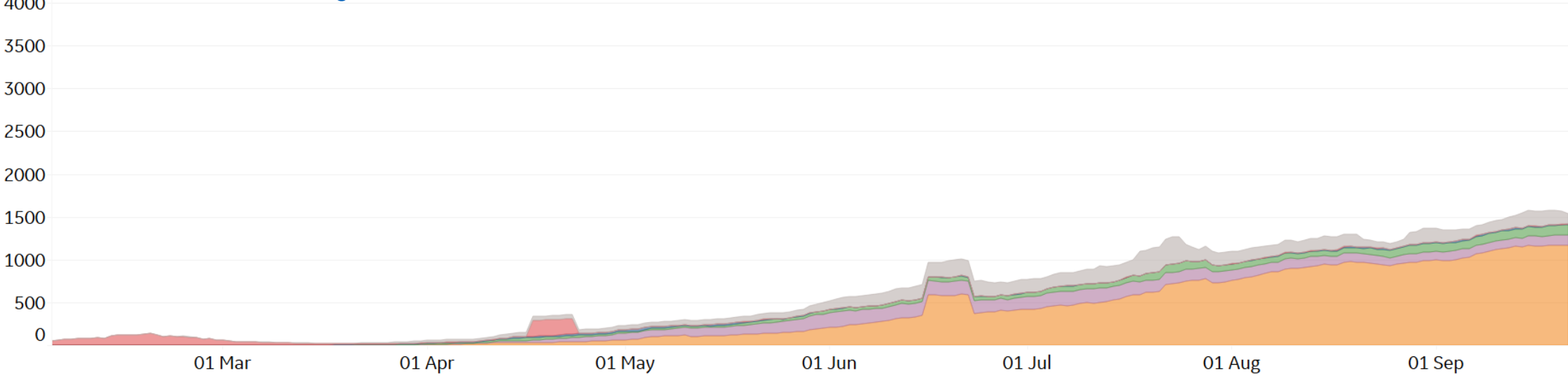
Feature: Asia

New Cases 7d avg



Today	
New Cases	% of Total
8,746	8.00%
23	0.02%
507	0.46%
3,904	3.57%
5,801	5.31%
90,347	82.64%

New Deaths 7d avg

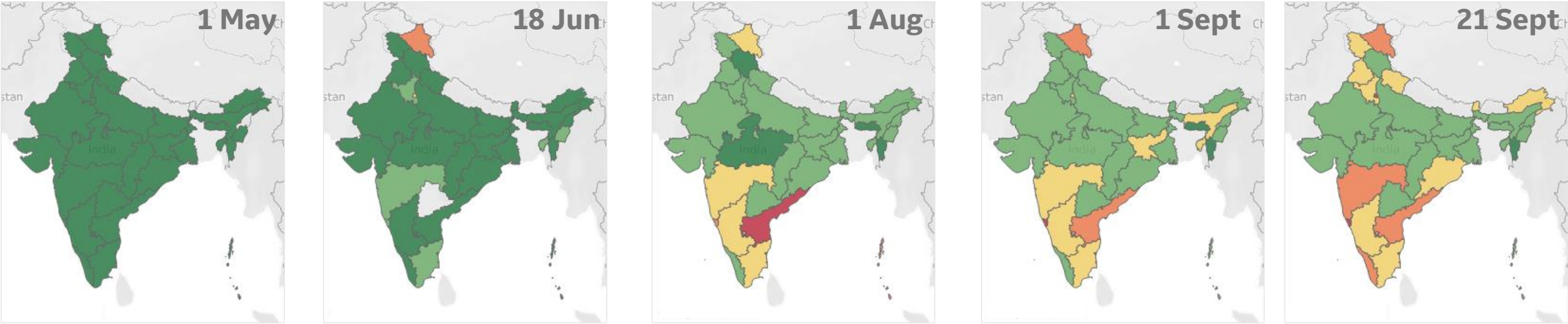


Today	
New Deaths	% of Total
125	8.12%
0.3	0.02%
9	0.58%
119	7.75%
121	7.86%
1,165	75.67%

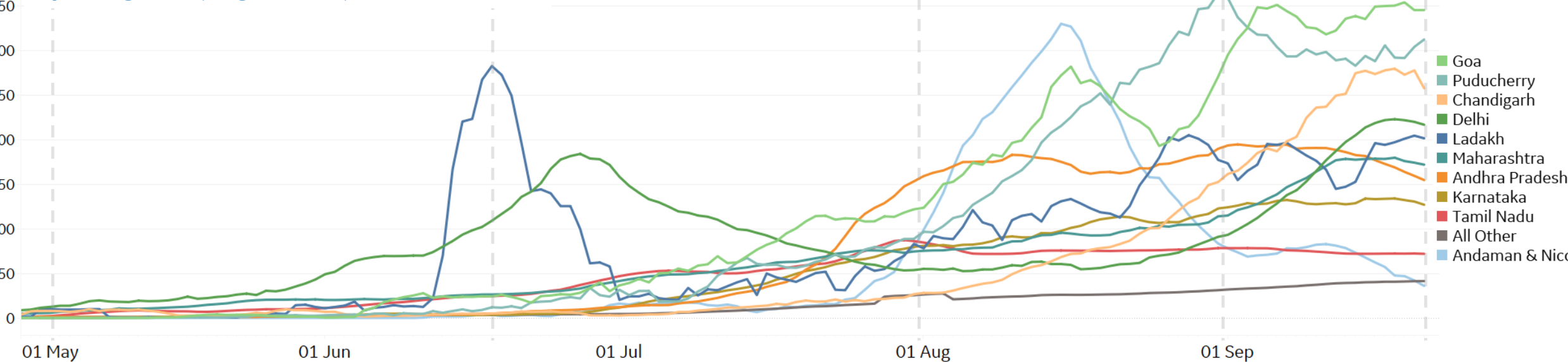


Feature: India

Daily New Cases / 1M 7-day avg



Top 10 regions by highest daily new cases / 1M





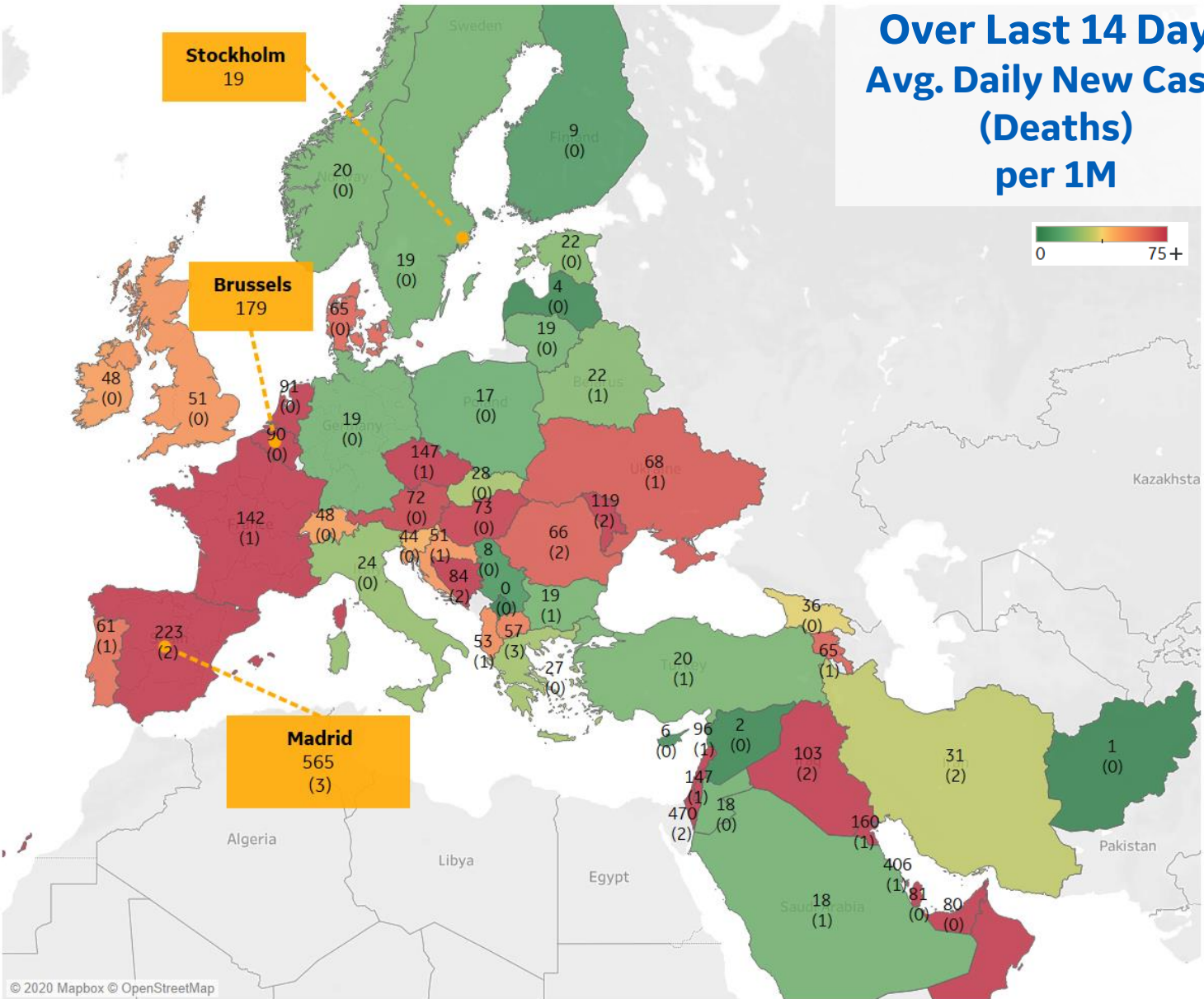
Per 1M in Region

	Today	Change
Active Cases	2,200	+4%
Confirmed	104 new	+2%
Deaths	1 new	+0.3%
Recovered	25 new	+1%

Most Daily New Cases / 1M

Israel	470
Bahrain	406
Spain	223
Kuwait	160
Czechia	147
France	142
Moldova	119
Iraq	103
Lebanon	96
Oman	94

* Excludes regions with population < 1M



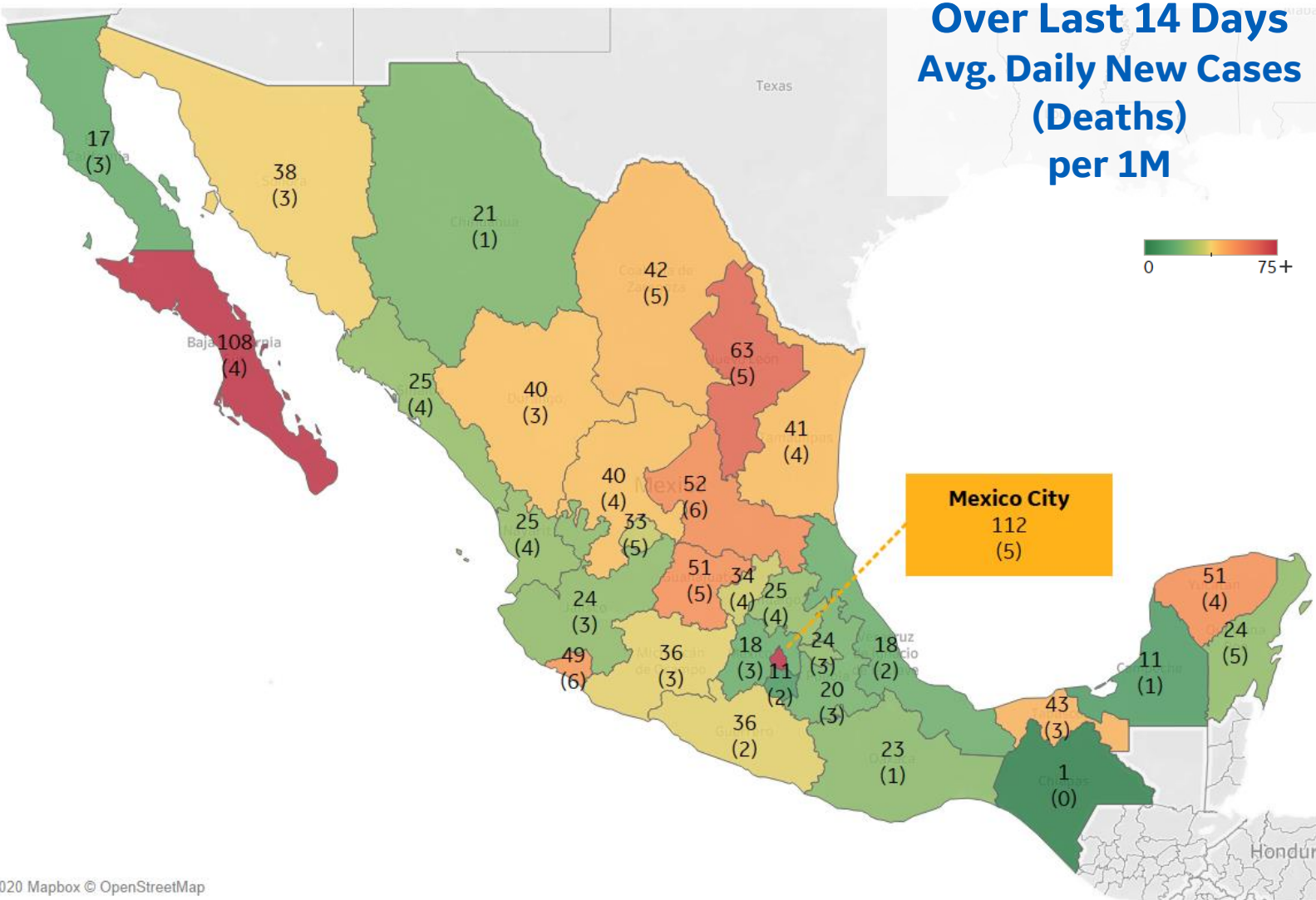


Per 1M in Region

	Today	Change
Active Cases	237	-9%
Confirmed	23 new	+0.4%
Deaths	2 new	+0.3%
Recovered	45 new	+1%

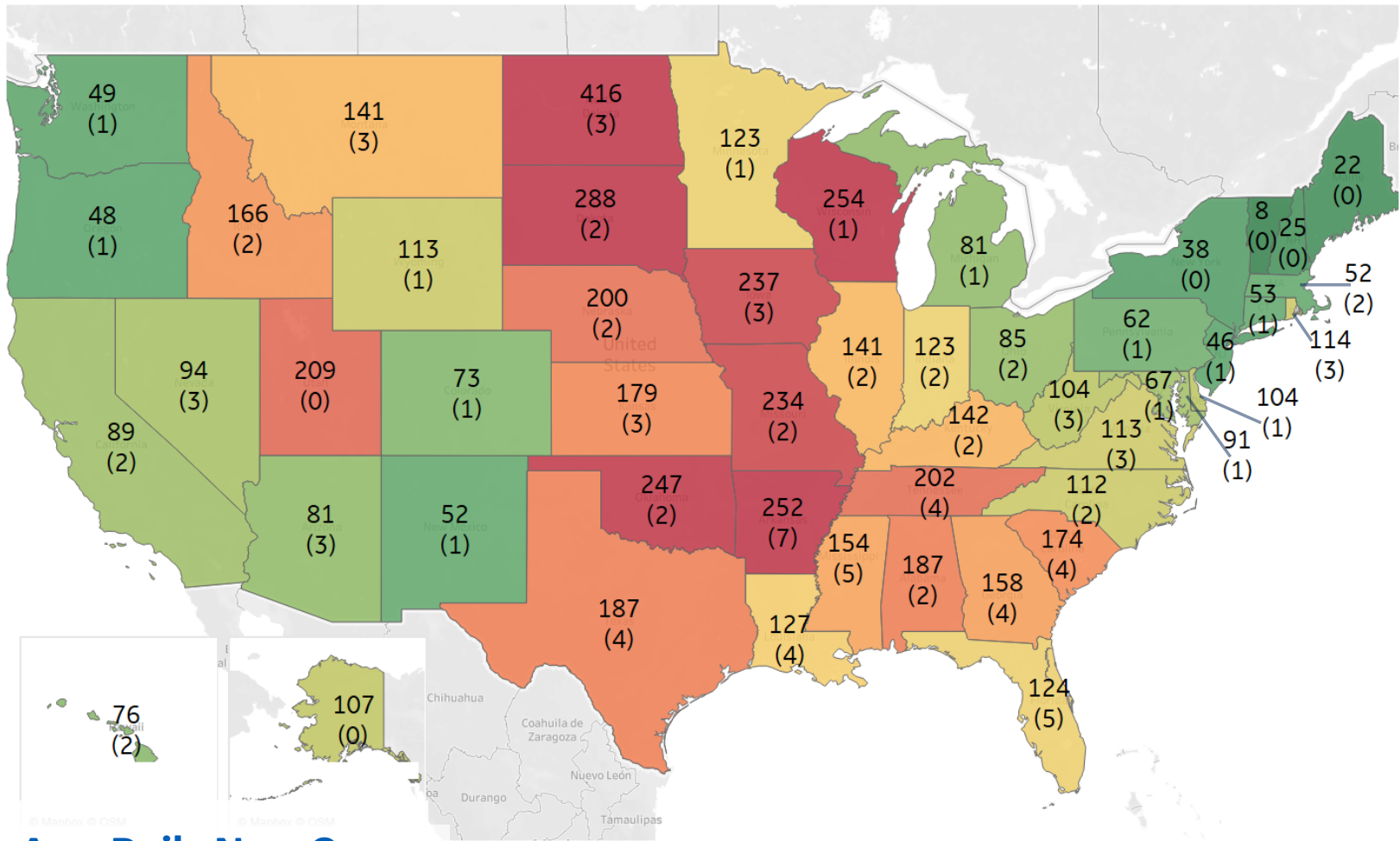
Most Daily New Cases / 1M

Distrito Federal	112
Baja California Sur	108
Nuevo León	63
San Luis Potosí	52
Guanajuato	51
Yucatán	51
Colima	49
Tabasco	43
Coahuila	42
Zacatecas	40

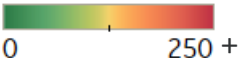




Over Last 14 Days...



**Avg. Daily New Cases
(Deaths)
per 1M**



Note: Scale different from other pages

Top 10 by New Confirmed

Avg New Confirmed Cases / 1M

North Dakota	416
South Dakota	288
Wisconsin	254
Arkansas	252
Oklahoma	247
Iowa	237
Missouri	234
Utah	209
Tennessee	202
Nebraska	200

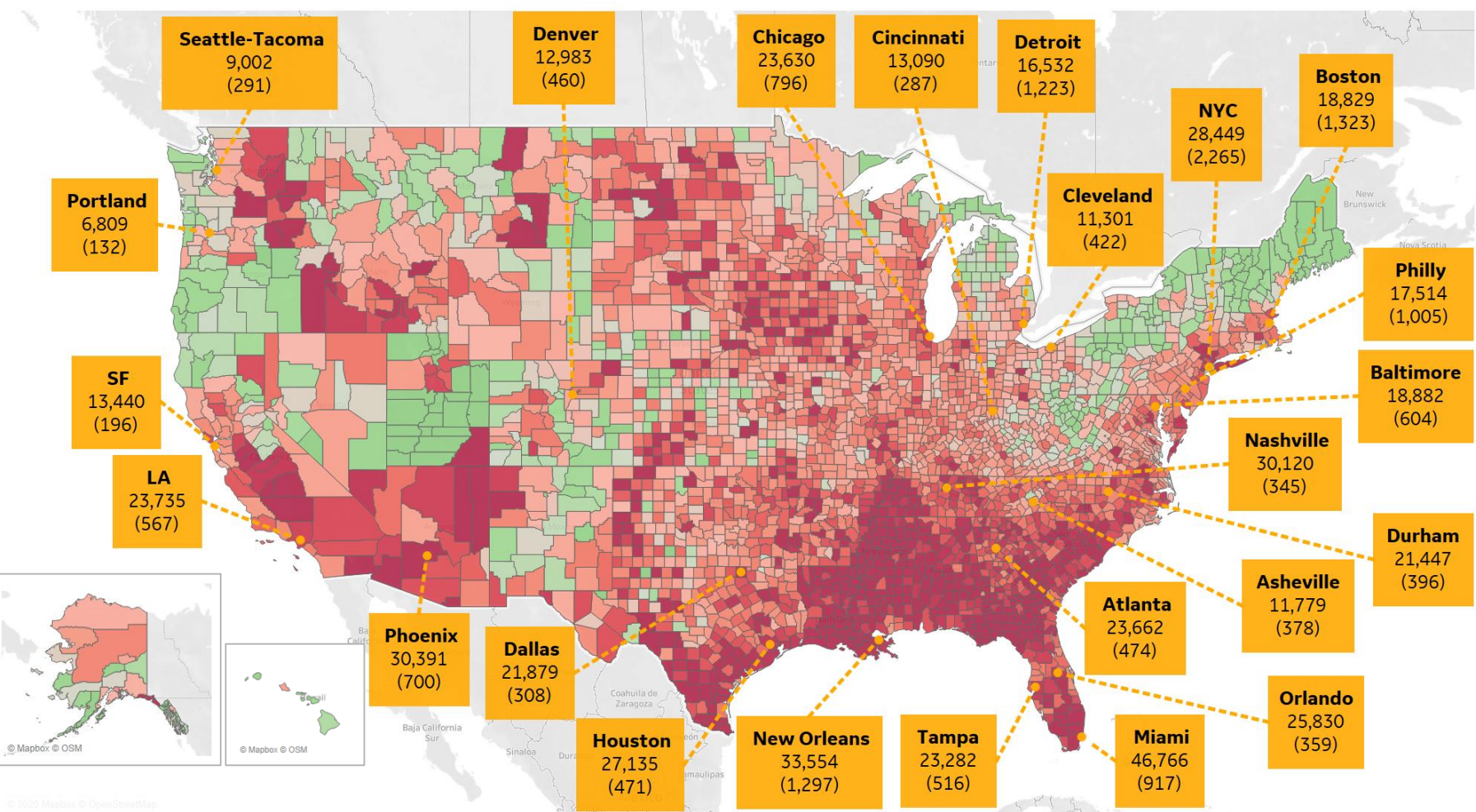
Top 10 by New Deaths

Avg New Deaths / 1M

Arkansas	7
Mississippi	5
Florida	5
South Carolina	4
Louisiana	4
Tennessee	4
Georgia	4
Texas	4
North Dakota	3
Nevada	3



US by County & Metro, Total to Date



Top 10 Northeast Counties

Total Confirmed Cases / 1M

Rockland County, NY	45,529
Westchester County, NY	39,108
Passaic County, NJ	37,527
Nassau County, NY	34,091
Union County, NJ	31,394
Suffolk County, NY	31,226
Orange County, NY	30,711
Hudson County, NJ	30,497
Suffolk County, MA	29,603
Providence County, RI	28,080

Top 10 Other US Counties

Total Confirmed Cases / 1M

Miami-Dade County, FL	61,523
Nueces County, TX	55,869
Cameron County, TX	52,947
Webb County, TX	47,609
Yakima County, WA	44,975
Jefferson Parish, LA	39,998
Broward County, FL	38,817
Escambia County, FL	37,833
Charleston County, SC	37,676
Davidson County, TN	37,481

Note: Includes counties ≥ 250K population
* New York City counties aggregated into one reporting area

Confirmed Cases
(Deaths)
per 1M

0 30,000 +
Scale different
from other pages



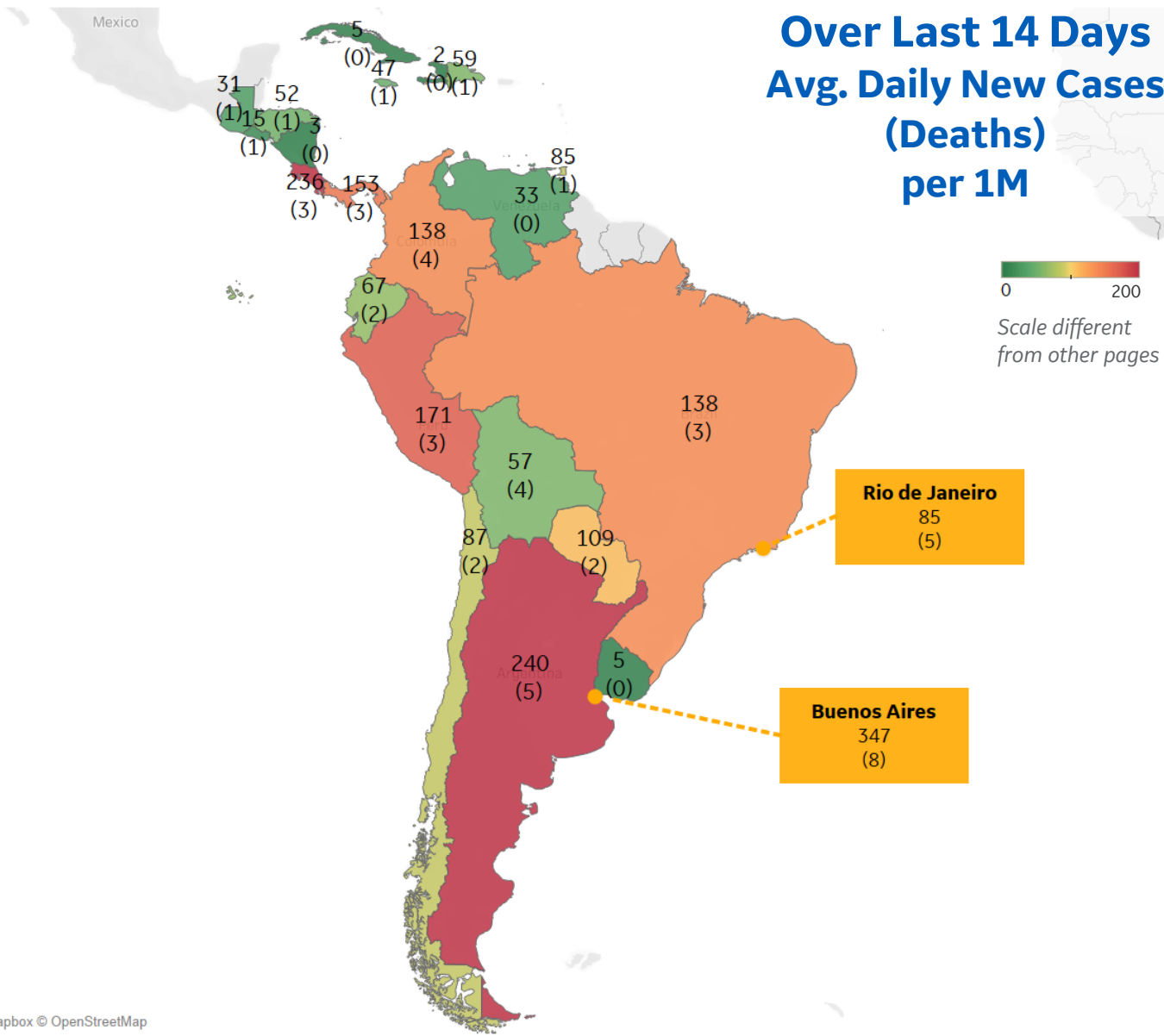
Per 1M in Region

	Today	Change
Active Cases	1,970	-2%
Confirmed	79 new	+1%
Deaths	2 new	+0.5%
Recovered	126 new	+1%

Most Daily New Cases / 1M

Argentina	240
Costa Rica	236
Peru	171
Panama	153
Colombia	138
Brazil	138
Paraguay	109
Chile	87
Trinidad and Toba..	85
Ecuador	67

* Excludes regions with population < 1M





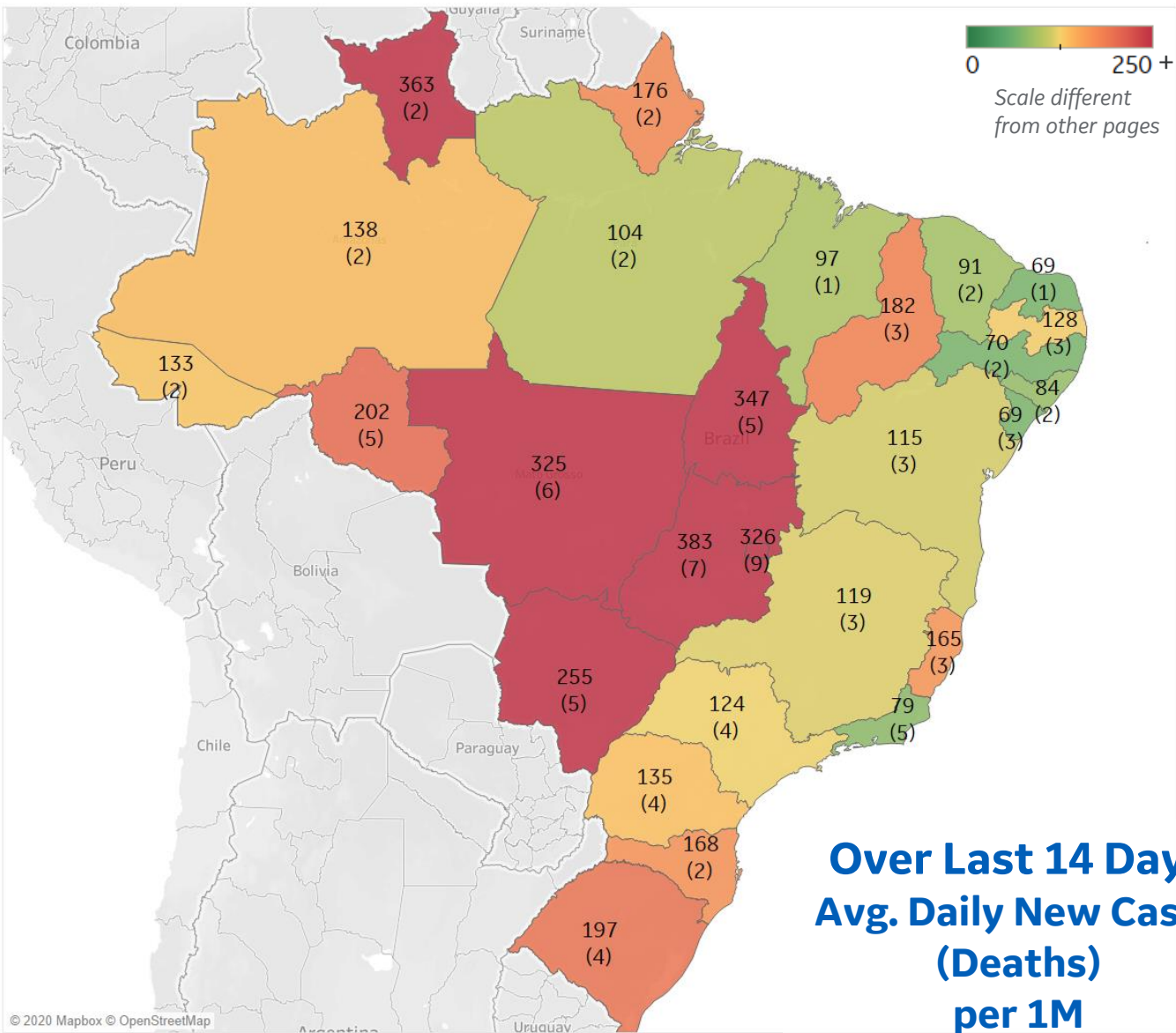
Per 1M in Region

	Today	Change
Active Cases	2,010	-4%
Confirmed	63 new	+0.3%
Deaths	2 new	+0.3%
Recovered	141 new	+1%

Most Daily New Cases / 1M

Goiás	383
Tocantins	347
Distrito Federal	326
MatoGrosso	325
MatoGrosso d..	255
Rondônia	202
Rio Grande do ..	197
Piauí	182
Santa Catarina	168
Espírito Santo	165

* Excludes regions with population < 1M



**Over Last 14 Days
Avg. Daily New Cases
(Deaths)
per 1M**



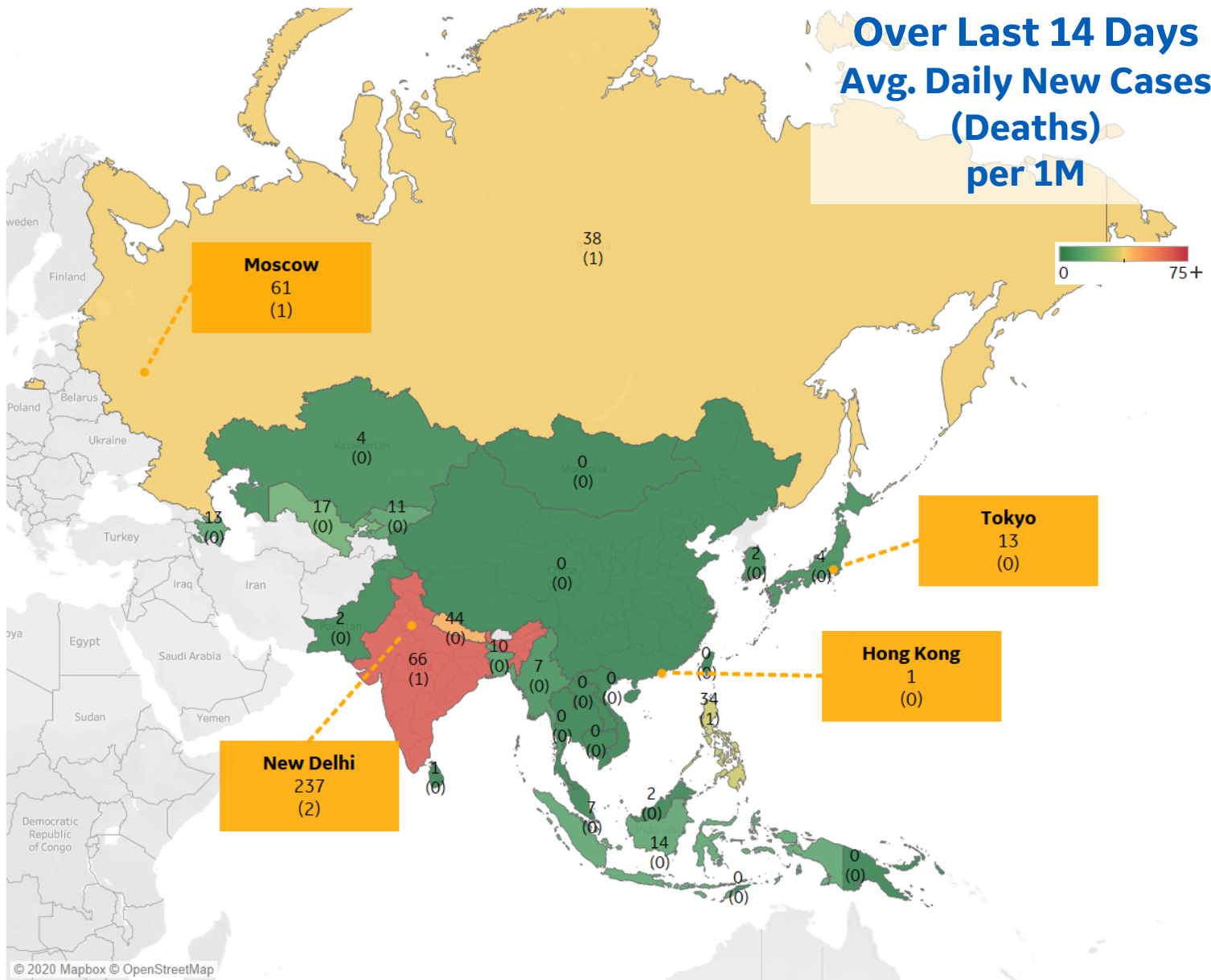
Per 1M in Region

	Today	Change
Active Cases	323	-1%
Confirmed	22 new	+1%
Deaths	0.3 new	+1%
Recovered	26 new	+2%

Most Daily New Cases / 1M

India	66
Nepal	44
Russia	38
Philippines	34
Uzbekistan	17
Indonesia	14
Azerbaijan	13
Kyrgyzstan	11
Bangladesh	10
Singapore	7

* Excludes regions with population < 1M





Per 1M in Region

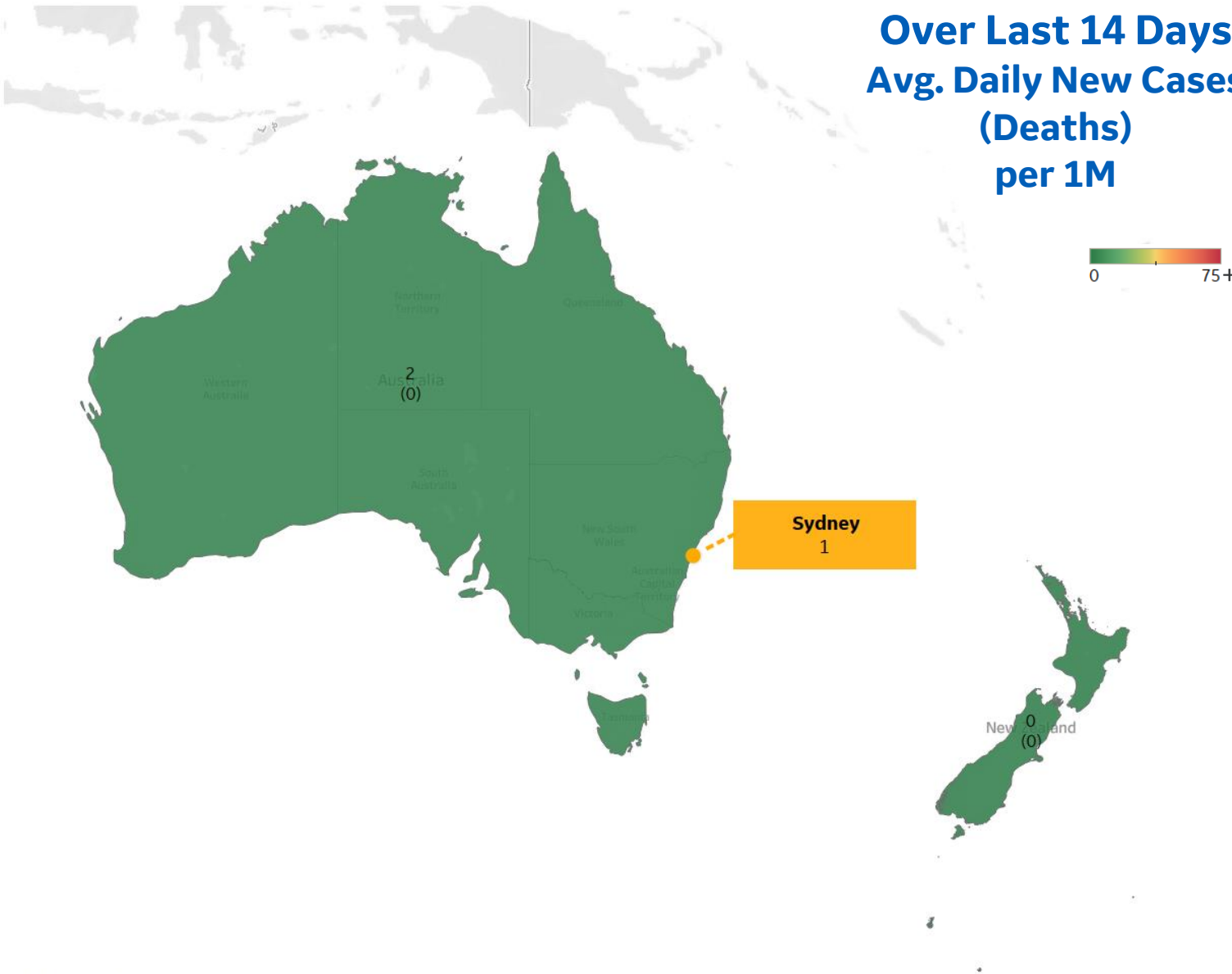
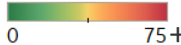
	Today	Change
Active Cases	64	-3%
Confirmed	1.0 new	+0.1%
Deaths	0.1 new	+0.3%
Recovered	3 new	+0.4%

Most Daily New Cases / 1M

Australia	2
New Zealand	0

* Excludes regions with population < 1M

Over Last 14 Days Avg. Daily New Cases (Deaths) per 1M





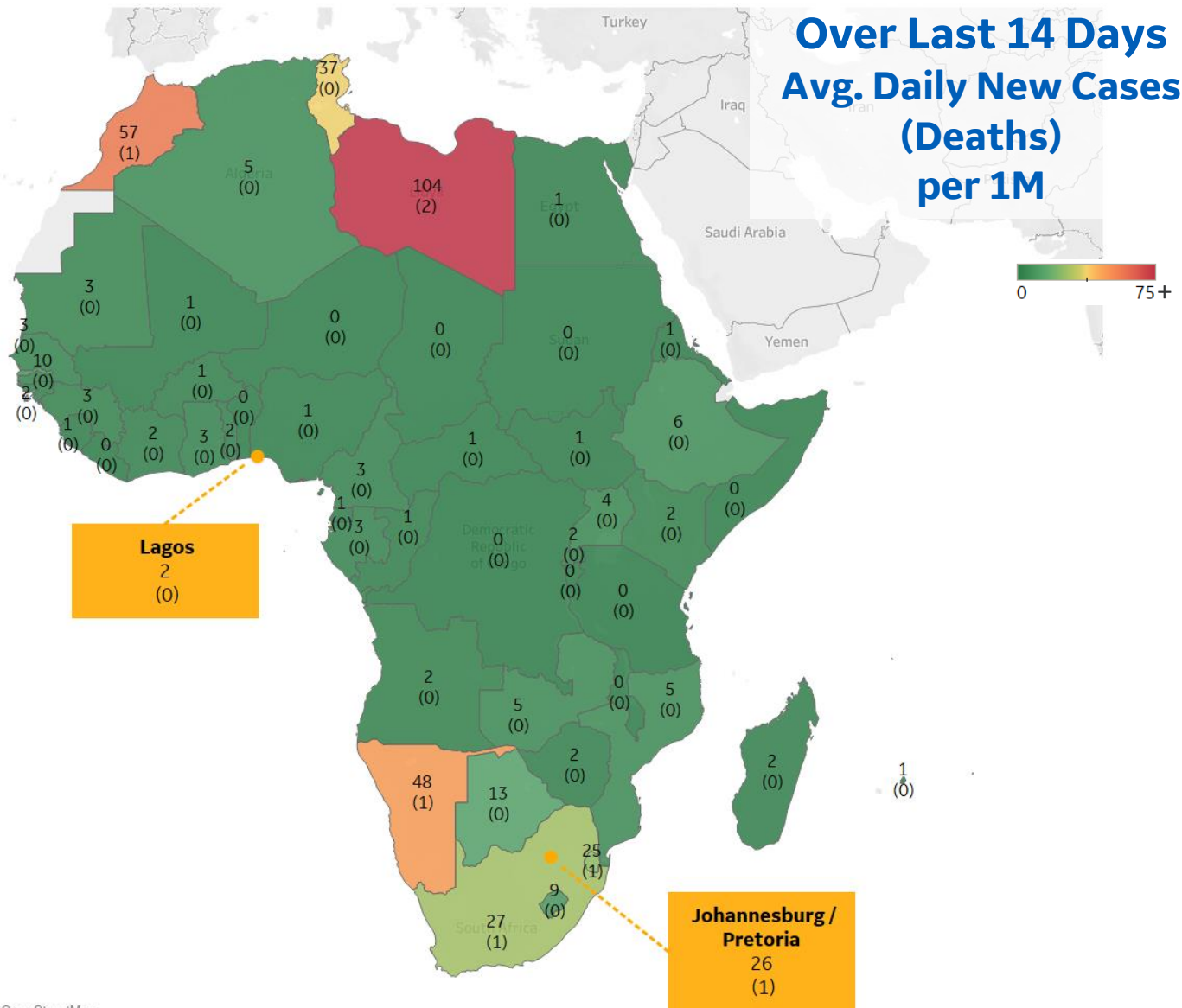
Per 1M in Region

	Today	Change
Active Cases	163	-1%
Confirmed	5 new	+0.4%
Deaths	0.1 new	+0.4%
Recovered	6 new	+0.7%

Most Daily New Cases / 1M

Libya	104
Morocco	57
Namibia	48
Tunisia	37
South Africa	27
Eswatini	25
Botswana	13
Gambia	10
Lesotho	9
Ethiopia	6

* Excludes regions with population < 1M





Sources



*** Per 1M = Per 1 Million Population unless otherwise noted*

Johns Hopkins Coronavirus Resource Center:

<https://coronavirus.jhu.edu/map.html>

Worldometer Coronavirus Reporting:

<https://www.worldometers.info/coronavirus/>

Public Health England:

<https://www.gov.uk/government/publications/covid-19-track-coronavirus-cases>

US Department of Homeland Security, Homeland Infrastructure Foundation-Level Data:

<https://hifld-geoplatform.opendata.arcgis.com/datasets/hospitals>

City of New York, NYC Health:

<https://www1.nyc.gov/site/doh/covid/covid-19-data.page>

Chicago Coronavirus Latest Data:

<https://www.chicago.gov/city/en/sites/covid-19/home/latest-data.html>

National Health Commission of the PRC:

<http://www.nhc.gov.cn/xcs/yqtb/202003/bf66696029ba420098164607240074f8.shtml>

Korean Centers for Disease Control and Prevention:

http://www.cdc.go.kr/cdc_eng/

CDC, Severe Outcomes Among Patients with Coronavirus Disease 2019 (COVID-19):

<https://www.cdc.gov/mmwr/volumes/69/wr/mm6912e2.htm>

Italian Department of Civil Protection, COVID Monitoring:

<http://opendatadpc.maps.arcgis.com/apps/opsdashboard/index.html#/b0c68bce2cce478eaac82fe38d4138b1>

The COVID Tracking Project:

<https://covidtracking.com/data/>

UK Office for National Statistics

<https://www.ons.gov.uk/peoplepopulationandcommunity/birthsdeathsandmarriages/deaths/bulletins/deathsregisteredweeklyinenglandandwalesprovisional/weekending24april2020>

COVID-19 Information for Switzerland:

<https://www.corona-data.ch/>

Provincial Health Services Authority of Canada. BC Center for Disease Control:

<http://www.bccdc.ca/about/news-stories/stories/2020/information-on-novel-coronavirus>

Secretary of Health, Mexico:

<https://www.gob.mx/salud/en>

OECD Economic Outlooks, Statistics:

https://www.oecd-ilibrary.org/economics/data/oecd-economic-outlook-statistics-and-projections_eo-data-en

Public Health Authority of Sweden:

<https://www.folkhalsomyndigheten.se/smittskydd-beredskap/utbrott/aktuella-utbrott/covid-19/bekraftade-fall-i-sverige>

National Public Health Agency of France:

<https://www.santepubliquefrance.fr/regions/ile-de-france/documents/bulletin-regional/2020/covid-19-point-epidemiologique-en-ile-de-france-du-23-avril-2020>

Florida Department of Health, COVID-19 Response:

<https://floridahealthcovid19.gov>

CDC:

<https://www.cdc.gov/covid-data-tracker/index.html#demographics>

CDC Provisional COVID19 Deaths Counts

<https://data.cdc.gov/NCHS/Provisional-COVID-19-Death-Counts-by-Sex-Age-and-S/9bhg-hcku>

Johns Hopkins Coronavirus Resource Center:

<https://coronavirus.jhu.edu/map.html>

WHO Europe, Surveillance Report:

<http://www.euro.who.int/en/health-topics/health-emergencies/coronavirus-covid-19/weekly-surveillance-report>

WHO Europe, Principles for Transition:

<http://www.euro.who.int/en/media-centre/sections/statements/2020/statement-transition-to-a-new-normal-during-the-covid-19-pandemic-must-be-guided-by-public-health-principles>