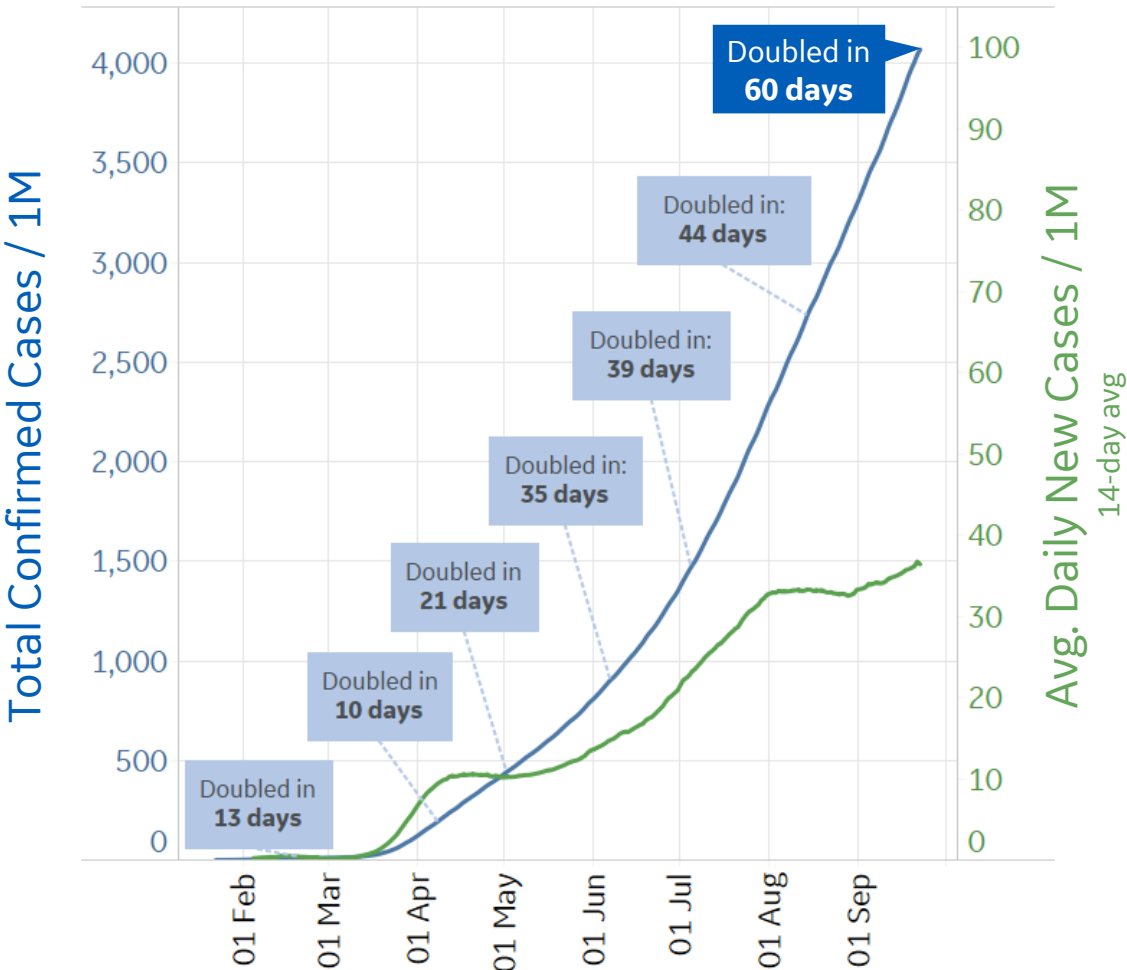


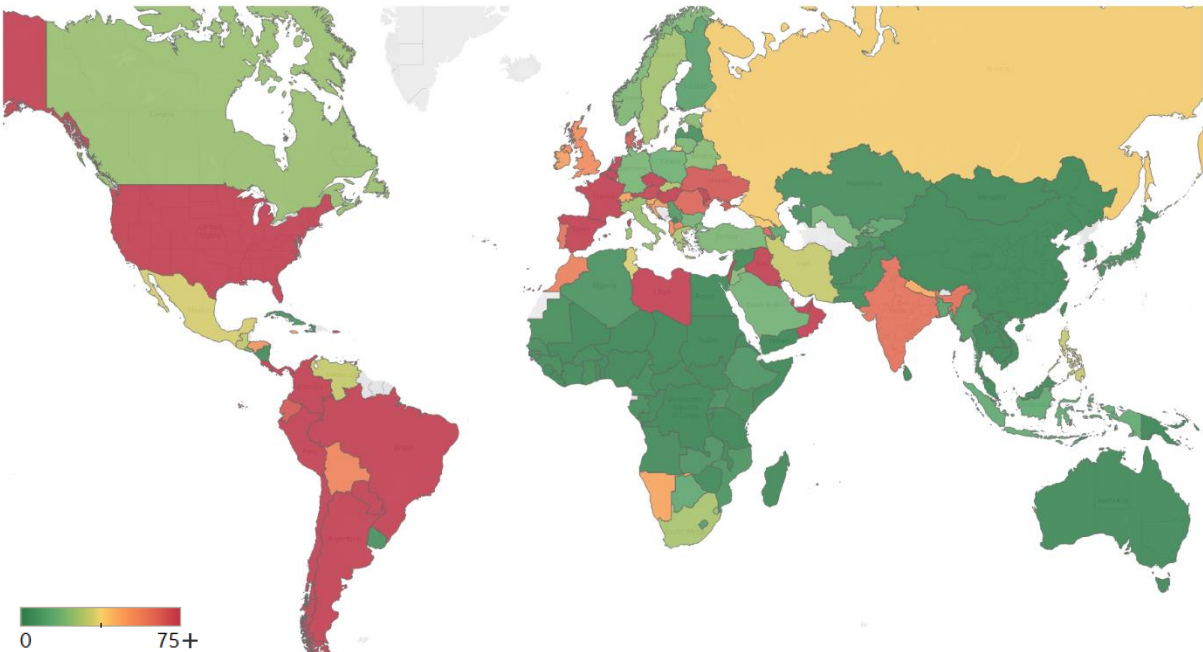


Global Confirmed & Active Cases

Trend since 22 Jan



Avg. Daily New Cases / 1M
Over the last 14 days



Per 1M:	Today	Change
Active Today	1,152	+0.7%
Active	8 new	+0.7%
Confirmed	25 new	+1%
Deaths	1 new	+0.5%
Recovered	17 new	+1%

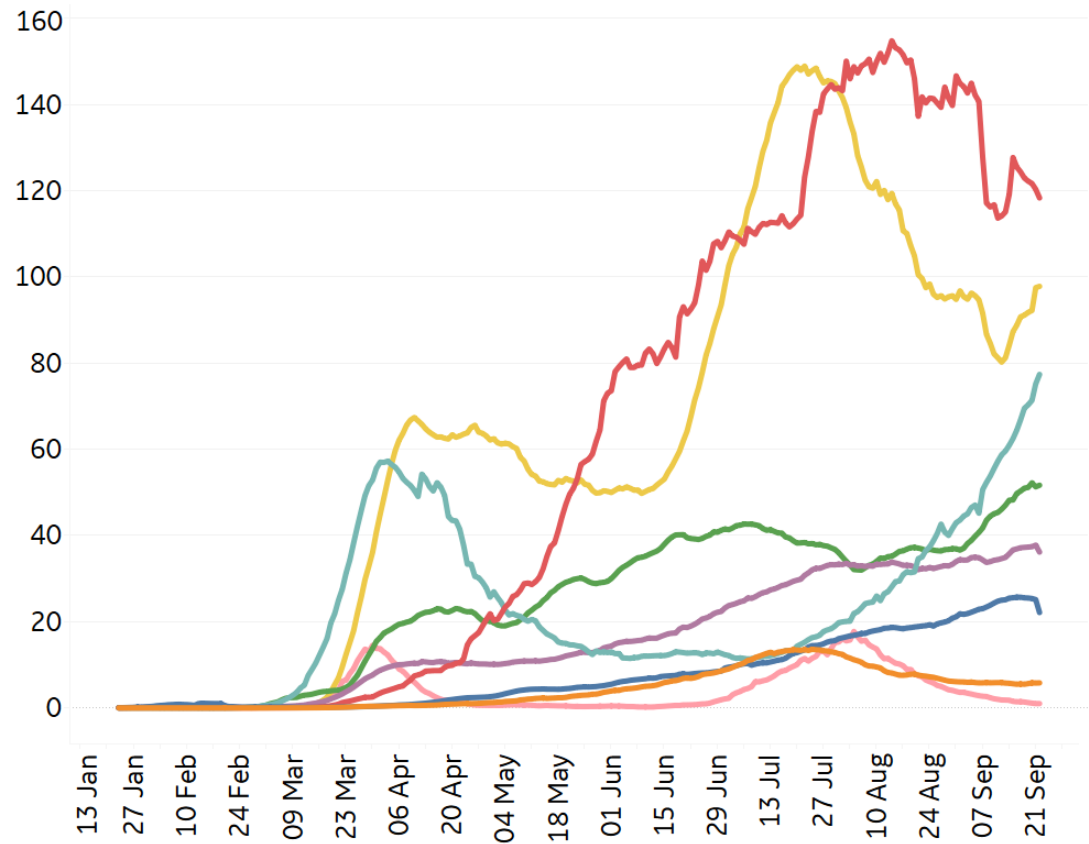


New Confirmed Cases & New Deaths

Key **World** **North America** **Europe** **Middle East** **Cent & South America** **Asia** **Africa** **Oceania**

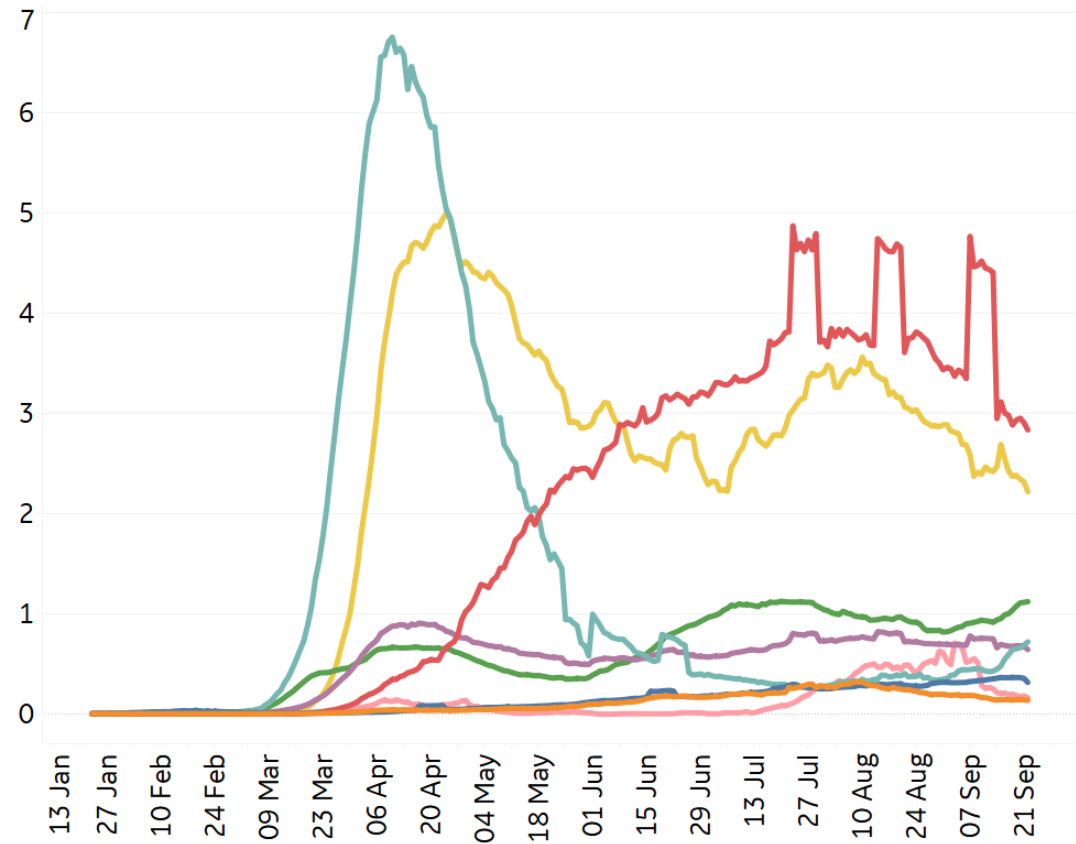
New Confirmed Cases / 1M

7-day rolling average



New Deaths / 1M

7-day rolling average





Top 50 Countries: Per 1M



1 - 25

	Today		Total Since 22 Jan			Change from 14d Ago [*] in 14 day avg of daily new	
	New Confirmed	New Deaths	Total Confirmed	Total Recovered	Total Deaths	Confirmed	Deaths
Peru	0	0	23,320	18,435	951	-15%	-36%
Belgium	158	0	9,079	1,643	859	140%	151%
Spain	231	5	14,592	3,216	661	21%	96%
Bolivia	40	3	11,261	7,783	659	-19%	-76%
Brazil	157	4	21,600	18,897	650	-13%	-2%
Chile	55	1	23,463	22,137	645	-6%	-12%
Ecuador	53	2	7,235	5,830	631	878%	-88%
UK	73	1	5,981	N/A**	617	104%	71%
US	119	3	20,834	7,997	607	2%	-1%
Italy	23	0	4,977	3,633	591	9%	48%
Sweden	119	0	8,856	N/A**	581	75%	45%
Mexico	36	5	5,470	4,645	577	-16%	-17%
Panama	110	3	24,864	19,310	530	-11%	-5%
France	158	1	7,770	1,455	481	52%	197%
Colombia	140	0	15,281	12,596	479	-3%	-25%
Netherlands	137	1	6,002	179	370	128%	28%
Ireland	65	0	6,773	4,732	363	79%	N/A
North Macedo..	42	2	8,096	6,760	338	15%	28%
EU	85	1	5,821	2,463	326	45%	68%
Armenia	39	1	16,086	14,402	317	35%	-22%
Argentina	266	10	14,430	11,444	309	8%	25%
Moldova	161	5	11,762	8,811	305	11%	13%
Iran	44	2	5,110	4,331	294	37%	29%
South Africa	23	2	11,184	9,997	272	-17%	-42%
Kosovo	0	0	6,873	4,762	264	N/A	N/A

26 - 50

	Today		Total Since 22 Jan			Change from 14d Ago [*] in 14 day avg of daily new	
	New Confirmed	New Deaths	Total Confirmed	Total Recovered	Total Deaths	Confirmed	Deaths
Switzerland	33	0	5,854	4,864	237	27%	125%
Bos. and Herz.	66	2	7,845	5,596	237	4%	0%
Romania	55	2	5,960	4,791	234	6%	-11%
Honduras	23	0	7,300	2,345	223	-24%	-48%
Iraq	117	1	8,144	6,508	216	1%	-3%
Dom. Rep.	45	1	10,073	7,627	190	15%	-42%
Portugal	45	0	6,832	4,509	189	76%	93%
Guatemala	53	1	4,835	4,235	175	-13%	-5%
Oman	129	2	18,547	16,879	169	142%	23%
Kyrgyzstan	11	0	6,980	6,406	163	-15%	0%
Costa Rica	213	3	13,091	5,046	149	15%	48%
Israel	282	1	22,341	16,261	148	79%	35%
Kuwait	168	1	23,576	21,452	138	-2%	38%
Russia	42	1	7,614	6,269	134	15%	16%
Bahrain	382	2	39,024	34,889	133	44%	56%
Saudi Arabia	16	1	9,502	8,982	130	-31%	-2%
Paraguay	80	4	4,883	2,700	99	6%	4%
Kazakhstan	4	1	5,723	5,436	90	-33%	-41%
Belarus	22	1	8,054	7,766	84	17%	1%
Qatar	109	0	43,011	41,917	73	8%	-45%
West Bank an..	94	1	8,006	5,574	59	20%	39%
Czechia	224	1	4,964	2,442	50	218%	260%
UAE	86	0	8,740	7,687	41	52%	0%
Singapore	4	0	9,850	9,788	5	-18%	N/A
Total World	25	1	4,069	2,792	125	7%	-7%

*Change from 14d ago:
Compares 14d-avgs. of Daily New Cases/Deaths
today with 14d-avgs. from 14d ago

Cumulative confirmed cases in **Belgium** increased 23% since 1 Sept

Sorted by Total Deaths / 1M
Top 50 countries selected by Cases / 1M
Excluded countries with population < 1M

N/A** due to inconsistent reporting of Recovered Cases



Top 50 Countries: Raw Volume

Updated 23 Sept 2020, 3:30 GMT

4

1 - 25

	Today		Total Since 22 Jan			Change from 14d Ago [*] in 14 day avg of daily new	
	New Confirmed	New Deaths	Total Confirmed	Total Recovered	Total Deaths	Confirmed	Deaths
US	39,334	921	6,896,218	2,646,959	200,786	2%	-1%
EU	37,707	474	2,591,621	1,096,448	145,062	45%	68%
Brazil	33,324	833	4,591,364	4,016,831	138,105	-13%	-2%
India	0	0	5,562,663	4,497,867	88,935	4%	4%
Mexico	4,683	651	705,263	598,953	74,348	-16%	-17%
UK	4,936	37	406,058	N/A**	41,914	104%	71%
Italy	1,391	14	300,897	219,670	35,738	9%	48%
France	10,299	80	507,150	94,961	31,426	52%	197%
Peru	0	0	768,895	607,837	31,369	-15%	-36%
Spain	10,799	241	682,267	150,376	30,904	21%	96%
Iran	3,712	178	429,193	363,737	24,656	37%	29%
Colombia	7,102	0	777,537	640,900	24,397	-3%	-25%
Russia	6,109	155	1,111,157	914,923	19,575	15%	16%
South Africa	1,346	126	663,282	592,904	16,118	-17%	-42%
Argentina	12,027	470	652,174	517,228	13,952	8%	25%
Chile	1,055	23	448,523	423,176	12,321	-6%	-12%
Ecuador	932	31	127,643	102,852	11,126	878%	-88%
Belgium	1,834	5	105,226	19,039	9,955	140%	151%
Indonesia	4,071	160	252,923	184,298	9,837	25%	17%
Germany	1,852	15	277,412	244,693	9,405	29%	25%
Canada	1,272	7	148,855	128,890	9,286	67%	24%
Iraq	4,724	57	327,580	261,757	8,682	1%	-3%
Bolivia	467	39	131,453	90,853	7,693	-19%	-76%
Turkey	1,692	65	306,302	269,696	7,639	4%	38%
Pakistan	532	8	307,418	293,916	6,432	30%	-30%

26 - 50

	Today		Total Since 22 Jan			Change from 14d Ago [*] in 14 day avg of daily new	
	New Confirmed	New Deaths	Total Confirmed	Total Recovered	Total Deaths	Confirmed	Deaths
Netherlands	2,353	11	102,844	3,059	6,338	128%	28%
Sweden	1,199	5	89,436	N/A**	5,870	75%	45%
Egypt	113	19	102,254	91,143	5,806	-22%	-6%
Philippines	1,599	50	291,789	230,643	5,049	11%	29%
Bangladesh	1,557	28	352,178	260,790	5,007	-23%	-13%
China	18	0	90,399	85,275	4,737	-7%	-81%
Saudi Arabia	552	30	330,798	312,684	4,542	-31%	-2%
Romania	1,059	45	114,648	92,169	4,503	6%	-11%
Ukraine	2,990	64	185,890	82,927	3,716	27%	16%
Guatemala	942	13	86,623	75,869	3,137	-13%	-5%
Poland	711	18	80,699	64,972	2,316	9%	13%
Panama	474	13	107,284	83,318	2,285	-11%	-5%
Honduras	231	2	72,306	23,230	2,206	-24%	-48%
Dom. Rep.	486	10	109,269	82,741	2,064	15%	-42%
Morocco	2,227	34	105,346	85,883	1,889	40%	-2%
Kazakhstan	76	28	107,450	102,064	1,699	-33%	-41%
Japan	311	1	79,773	71,214	1,519	-20%	-32%
Israel	2,445	12	193,374	140,751	1,285	79%	35%
Ethiopia	713	19	70,422	28,991	1,127	-44%	-26%
Oman	660	12	94,711	86,195	865	142%	23%
Belarus	206	6	76,104	73,386	791	17%	1%
Kuwait	719	3	100,683	91,612	588	-2%	38%
UAE	852	0	86,447	76,025	405	52%	0%
Qatar	313	0	123,917	120,766	211	8%	-45%
Total World	196,207	4,795	31,517,087	21,624,434	969,541	7%	-7%

*Change from 14d ago:
Compares 14d-avgs. of Daily New Cases/Deaths
today with 14d-avgs. from 14d ago

Reported deaths in the **US** surpassed 200,000

Sorted by Raw Total Deaths
Top 50countries selected by Total Cases
Excluded countries with population < 1M

N/A** due to inconsistent reporting of Recovered Cases



United States: Per 1M



1 - 25

	Today		Total Since 22 Jan			Change from 14d Ago* in 14 day avg of daily new	
	New Confirmed	New Deaths	Total Confirmed	Total Recovered	Total Deaths	Confirmed	Deaths
New Jersey	48	1	22,582	3,906	1,810	27%	86%
New York	39	N/A	23,195	3,919	1,701	9%	-24%
Massachusetts	25	2	18,566	15,872	1,353	245%	4%
Connecticut	38	0	15,752	2,582	1,261	37%	100%
Louisiana	162	2	34,894	31,313	1,159	-6%	-16%
Rhode Island	106	2	22,697	2,145	1,037	19%	100%
Mississippi	156	12	31,591	28,670	956	-19%	-3%
DC	61	0	21,284	16,842	880	-3%	43%
Arizona	82	3	29,517	4,678	755	30%	-35%
Michigan	70	2	13,053	9,033	701	12%	46%
Illinois	121	2	22,053	N/A	688	-14%	14%
Delaware	97	1	20,293	10,692	645	8%	217%
Maryland	57	2	20,000	1,223	644	-6%	-12%
S. Carolina	518	6	27,344	13,352	630	20%	-14%
Georgia	90	6	29,037	N/A	628	-15%	-25%
Pennsylvania	61	1	12,223	9,595	625	9%	12%
Florida	115	5	32,029	N/A	625	-15%	12%
Texas	237	4	25,578	21,172	525	36%	-23%
Indiana	89	1	16,729	13,231	523	-4%	1%
Nevada	85	5	24,771	666	502	-26%	-6%
Alabama	164	4	29,896	12,488	501	-21%	-25%
Iowa	194	3	25,869	18,769	410	-21%	-14%
New Mexico	51	1	13,253	7,401	407	2%	-15%
Arkansas	204	4	25,509	22,925	401	27%	42%
Ohio	59	1	12,477	10,674	397	-11%	12%
California	75	3	20,071	N/A	384	-23%	-5%

26 - 51

	Today		Total Since 22 Jan			Change from 14d Ago* in 14 day avg of daily new	
	New Confirmed	New Deaths	Total Confirmed	Total Recovered	Total Deaths	Confirmed	Deaths
California	75	3	20,071	N/A	384	-23%	-5%
Minnesota	85	2	16,211	14,688	360	-10%	31%
Virginia	101	5	16,623	1,989	358	-1%	94%
Colorado	114	1	11,467	1,095	352	65%	11%
Tennessee	108	4	27,111	24,568	331	-5%	36%
New Hampshire	28	0	5,876	5,339	322	47%	25%
N. Carolina	114	4	18,645	16,821	313	-19%	11%
Missouri	175	5	19,000	N/A	304	9%	-20%
Washington	61	3	10,925	N/A	272	-3%	52%
North Dakota	346	4	24,287	19,972	257	27%	122%
Idaho	250	2	21,458	11,463	252	24%	-2%
Kentucky	182	2	14,041	2,543	250	8%	20%
Oklahoma	294	4	19,983	16,549	243	29%	-2%
Nebraska	205	5	21,601	16,050	238	29%	125%
South Dakota	362	0	21,691	18,278	228	-3%	142%
Wisconsin	287	1	17,891	15,136	215	97%	12%
Kansas	128	4	18,536	676	211	-14%	141%
West Virginia	119	3	8,032	5,872	179	21%	5%
Montana	254	3	10,011	7,426	153	32%	100%
Utah	203	1	20,288	16,203	138	73%	-30%
Oregon	75	1	7,424	1,288	126	0%	-21%
Maine	30	0	3,828	3,279	104	25%	100%
Vermont	3	0	2,758	2,495	93	-18%	N/A
Hawaii	44	0	8,138	3,452	85	-51%	-18%
Wyoming	124	0	8,667	7,309	85	93%	40%
Alaska	60	0	9,481	3,647	62	12%	-50%

*Change from 14d ago:
Compares 14d-avgs. of Daily New Cases/Deaths
today with 14d-avgs. from 14d ago

Reported deaths in **Mississippi** increased 27% since 22 Aug

Sorted by Total Deaths / 1M

N/As due to states revising and updating case counts



United States: Raw Volume



1 - 25

	Today		Total Since 22 Jan			Change from 14d Ago* in 14 day avg of daily new	
	New Confirmed	New Deaths	Total Confirmed	Total Recovered	Total Deaths	Confirmed	Deaths
New York	754	N/A	451,227	76,246	33,090	9%	-24%
New Jersey	426	7	200,580	34,697	16,076	27%	86%
Texas	6,885	102	741,663	613,896	15,229	36%	-23%
California	2,969	133	793,065	N/A	15,189	-23%	-5%
Florida	2,470	99	687,909	N/A	13,416	-15%	12%
Massachusetts	173	11	127,969	109,397	9,328	245%	4%
Illinois	1,533	29	279,453	N/A	8,722	-14%	14%
Pennsylvania	784	17	156,477	122,833	8,002	9%	12%
Michigan	695	16	130,357	90,216	6,997	12%	46%
Georgia	955	69	308,294	N/A	6,673	-15%	-25%
Arizona	595	20	214,846	34,053	5,498	30%	-35%
Louisiana	752	11	162,214	145,570	5,388	-6%	-16%
Ohio	685	12	145,850	124,774	4,635	-11%	12%
Connecticut	136	1	56,160	9,204	4,496	37%	100%
Maryland	344	12	120,912	7,394	3,895	-6%	-12%
Indiana	599	8	112,626	89,072	3,520	-4%	1%
N. Carolina	1,193	39	195,548	176,422	3,286	-19%	11%
S. Carolina	2,665	31	140,789	68,748	3,243	20%	-14%
Virginia	862	39	141,884	16,979	3,058	-1%	94%
Mississippi	465	36	94,021	85,327	2,846	-19%	-3%
Alabama	804	18	146,584	61,232	2,457	-21%	-25%
Tennessee	739	28	185,148	167,778	2,261	-5%	36%
Washington	463	21	83,193	N/A	2,070	-3%	52%
Minnesota	480	10	91,422	82,833	2,031	-10%	31%
Colorado	654	7	66,033	6,306	2,025	65%	11%

26 - 51

	Today		Total Since 22 Jan			Change from 14d Ago* in 14 day avg of daily new	
	New Confirmed	New Deaths	Total Confirmed	Total Recovered	Total Deaths	Confirmed	Deaths
Missouri	1,075	29	116,612	N/A	1,867	9%	-20%
Nevada	262	15	76,298	2,052	1,546	-26%	-6%
Iowa	611	9	81,618	59,216	1,293	-21%	-14%
Wisconsin	1,672	7	104,170	88,131	1,251	97%	12%
Arkansas	617	12	76,981	69,184	1,209	27%	42%
Kentucky	814	7	62,731	11,361	1,119	8%	20%
Rhode Island	112	2	24,044	2,272	1,099	19%	100%
Oklahoma	1,164	14	79,072	65,482	962	29%	-2%
New Mexico	107	3	27,790	15,518	854	2%	-15%
Delaware	94	1	19,761	10,411	628	8%	217%
DC	43	0	15,021	11,886	621	-3%	43%
Kansas	373	13	54,000	1,970	614	-14%	141%
Oregon	318	3	31,313	5,431	532	0%	-21%
Nebraska	397	9	41,785	31,047	461	29%	125%
Idaho	446	4	38,347	20,485	451	24%	-2%
Utah	650	2	65,044	51,945	443	73%	-30%
New Hampshire	38	0	7,990	7,259	438	47%	25%
West Virginia	213	5	14,394	10,524	320	21%	5%
South Dakota	320	0	19,189	16,170	202	-3%	142%
North Dakota	264	3	18,508	15,220	196	27%	122%
Montana	271	3	10,700	7,937	163	32%	100%
Maine	40	0	5,146	4,407	140	25%	100%
Hawaii	63	0	11,522	4,888	120	-51%	-18%
Vermont	2	0	1,721	1,557	58	-18%	N/A
Wyoming	72	0	5,016	4,230	49	93%	40%
Alaska	44	0	6,936	2,668	45	12%	-50%

*Change from 14d ago:
Compares 14d-avgs. of Daily New Cases/Deaths
today with 14d-avgs. from 14d ago

Cumulative confirmed cases in **South Carolina** surpassed 140,000

Sorted by Raw Total Deaths

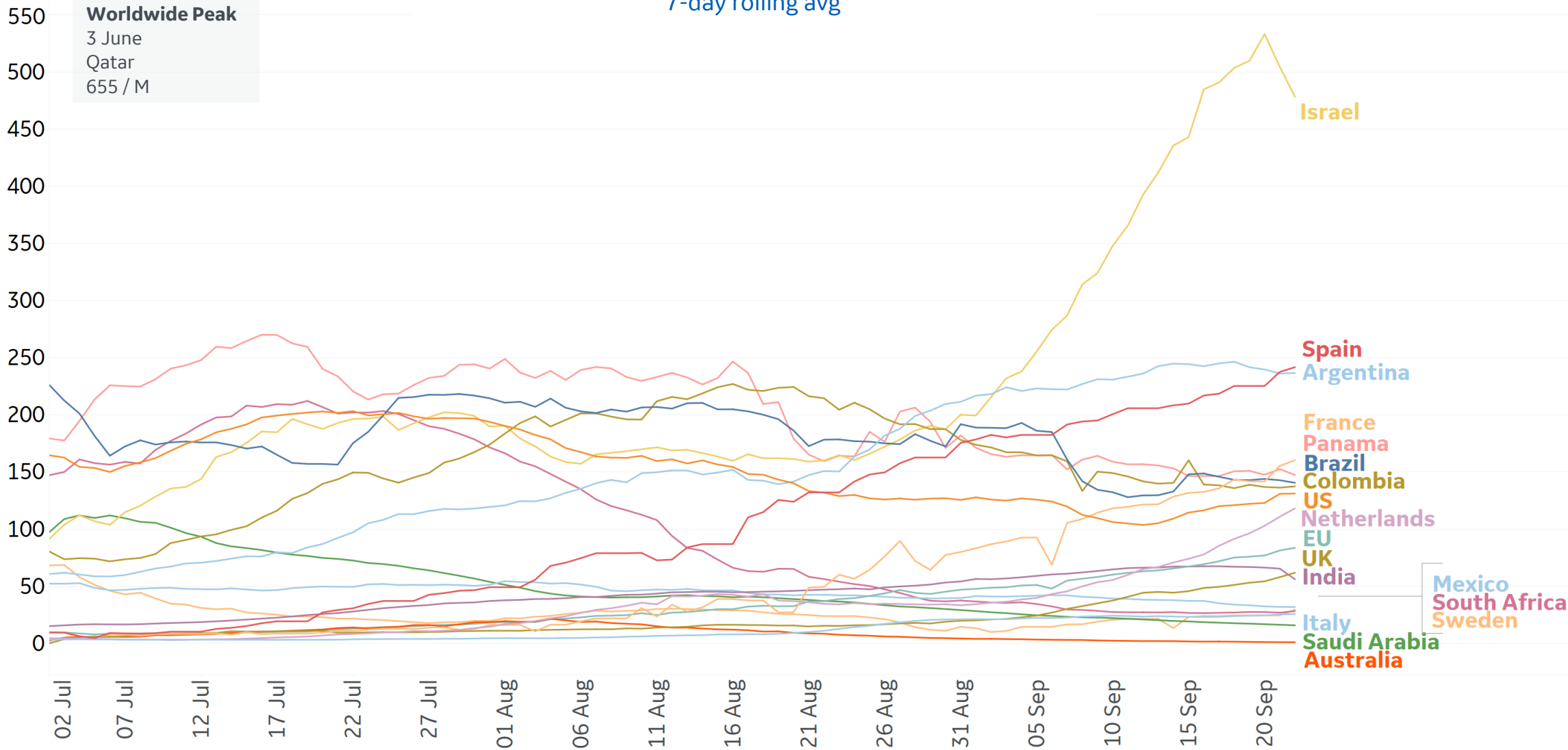
N/As due to states revising and updating case counts



New Confirmed Cases in Select Countries

Daily New Confirmed Cases / 1M

7-day rolling avg

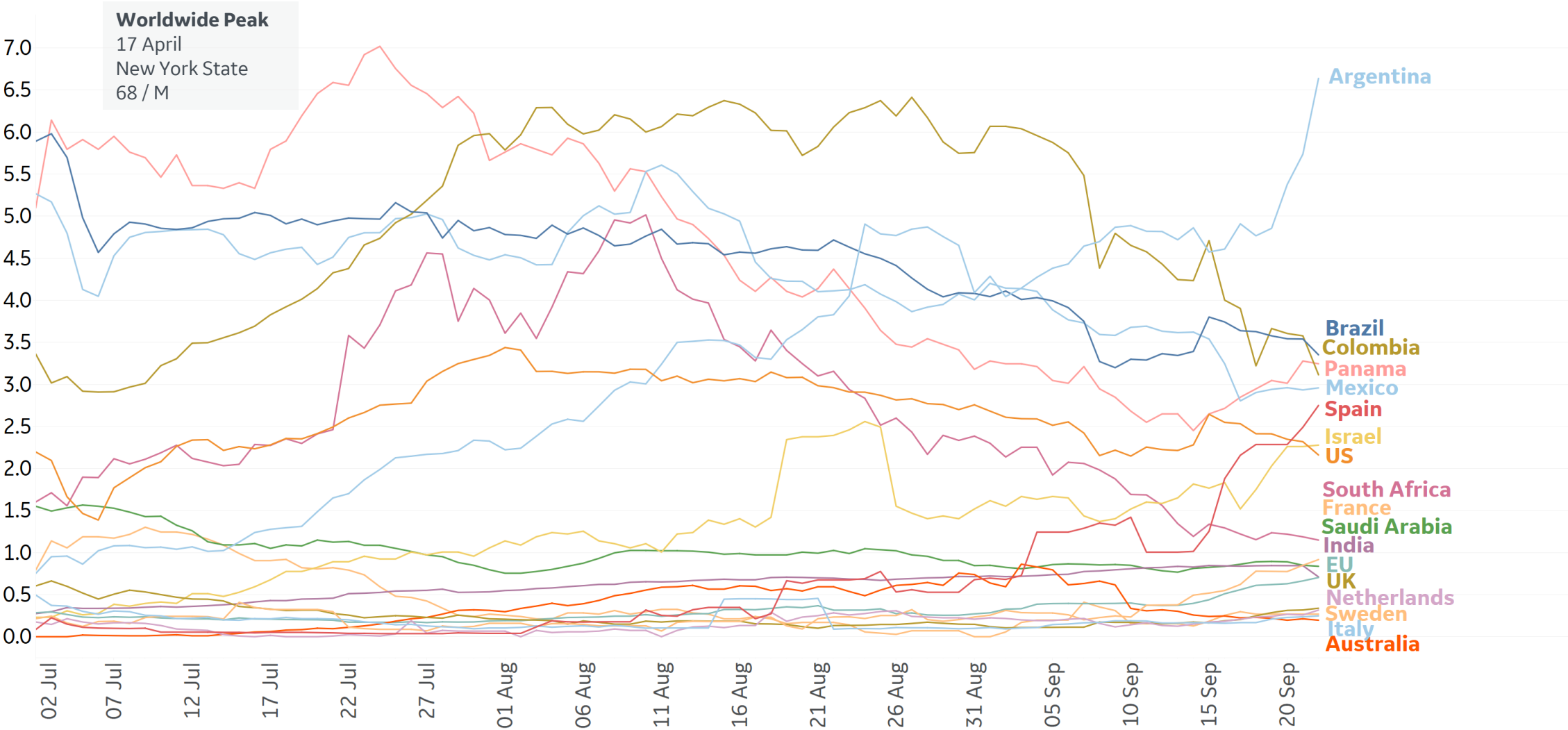




New Deaths in Select Countries

Updated 23 Sept 2020, 3:30 GMT

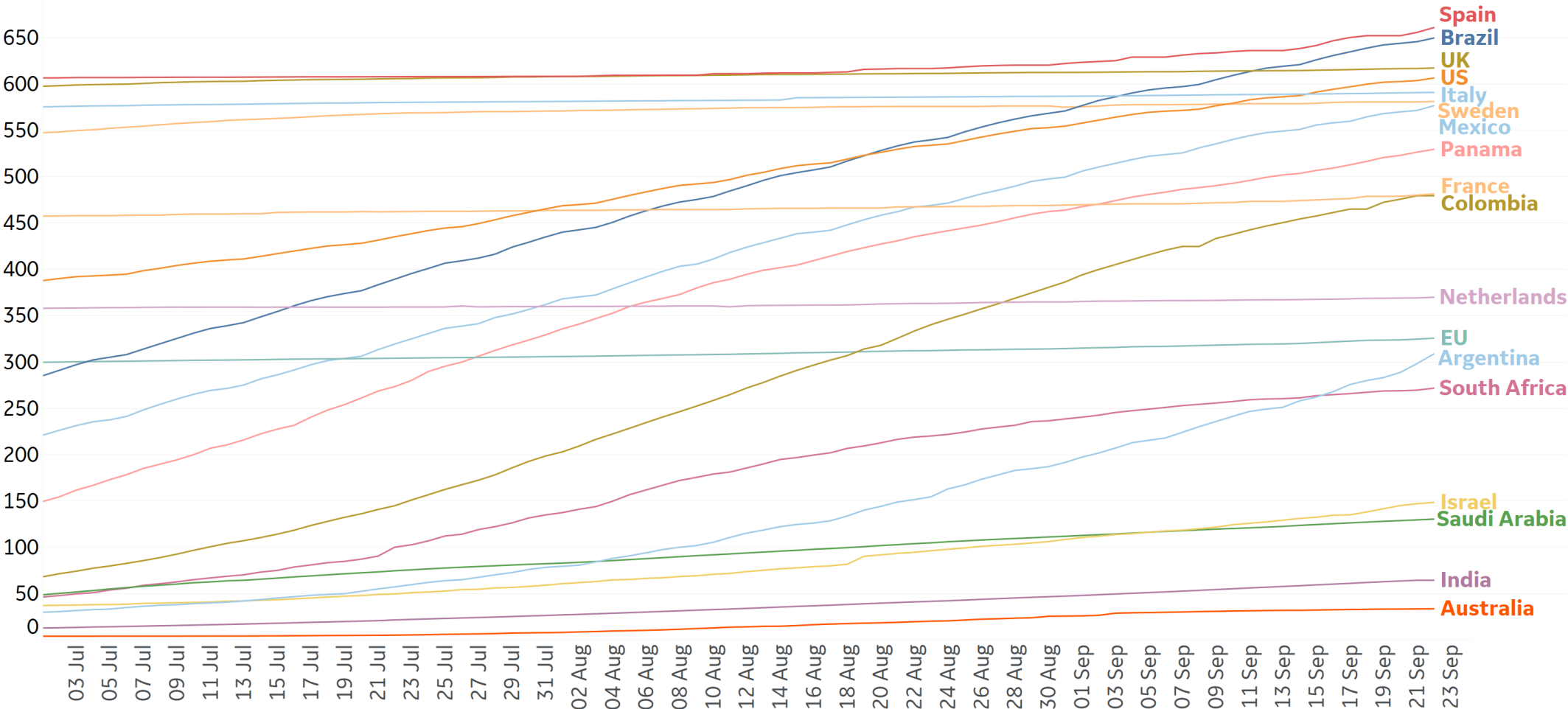
Daily New Deaths / 1M
7-day rolling avg





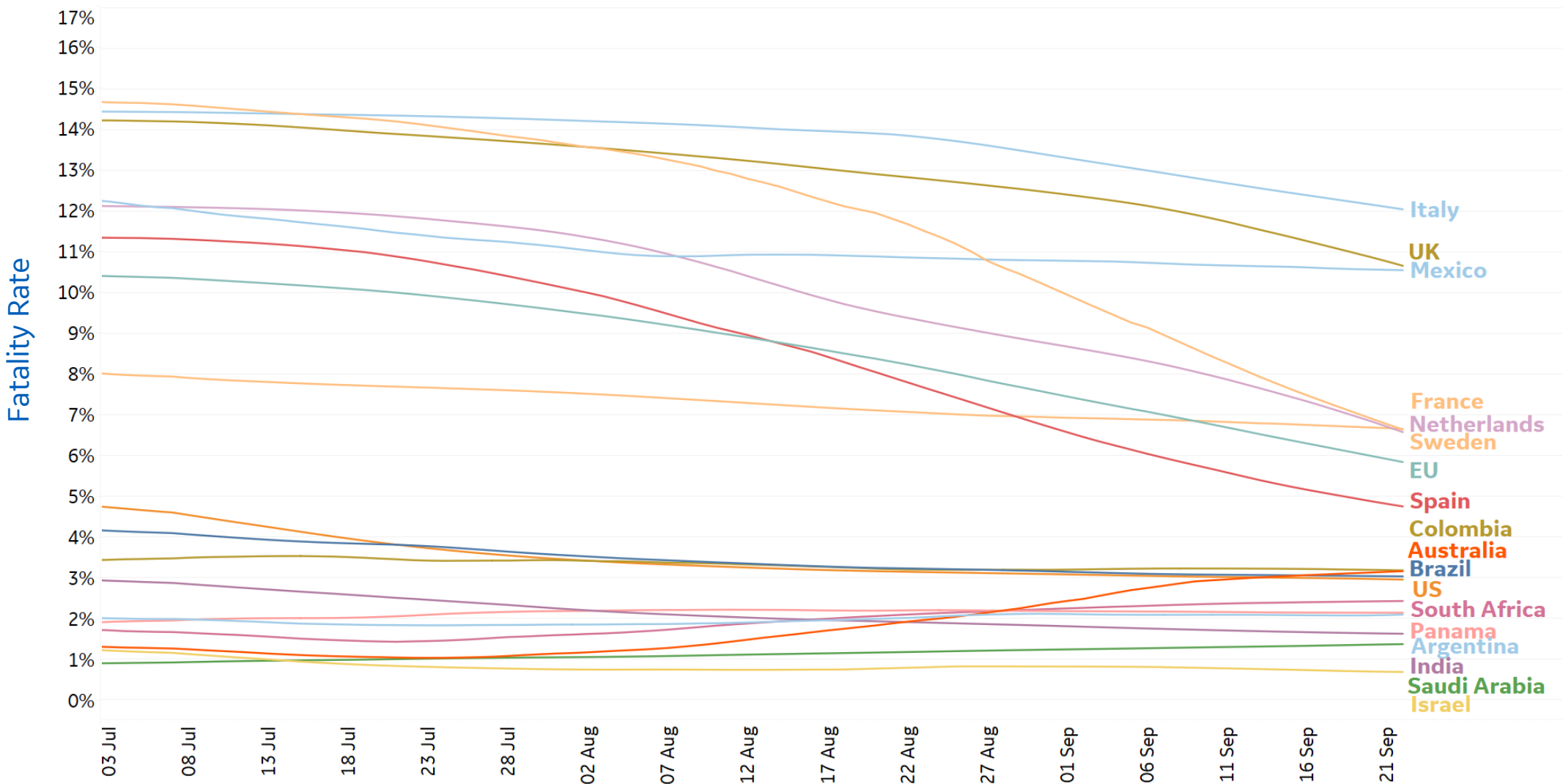
Cumulative Deaths in Select Countries

Cumulative Deaths / 1M





7-day rolling avg

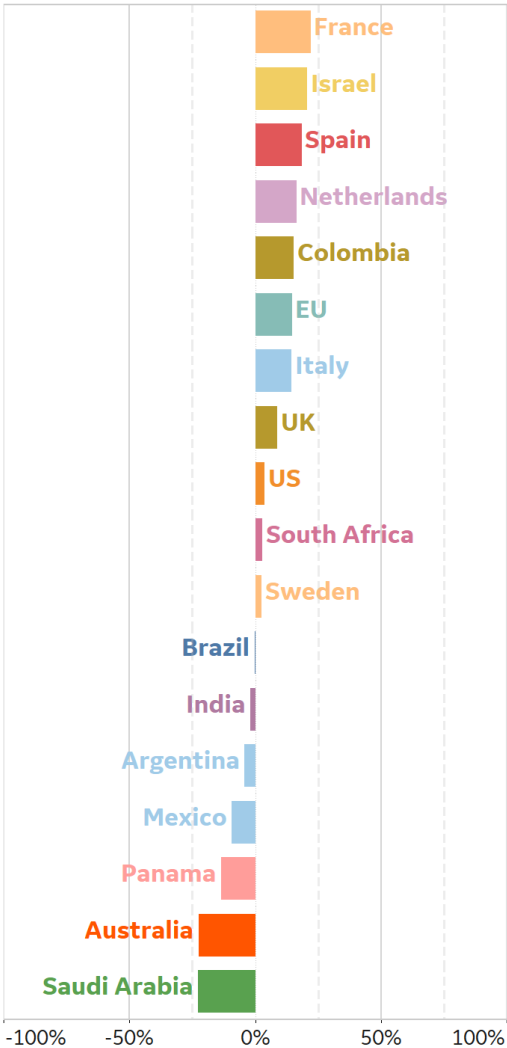




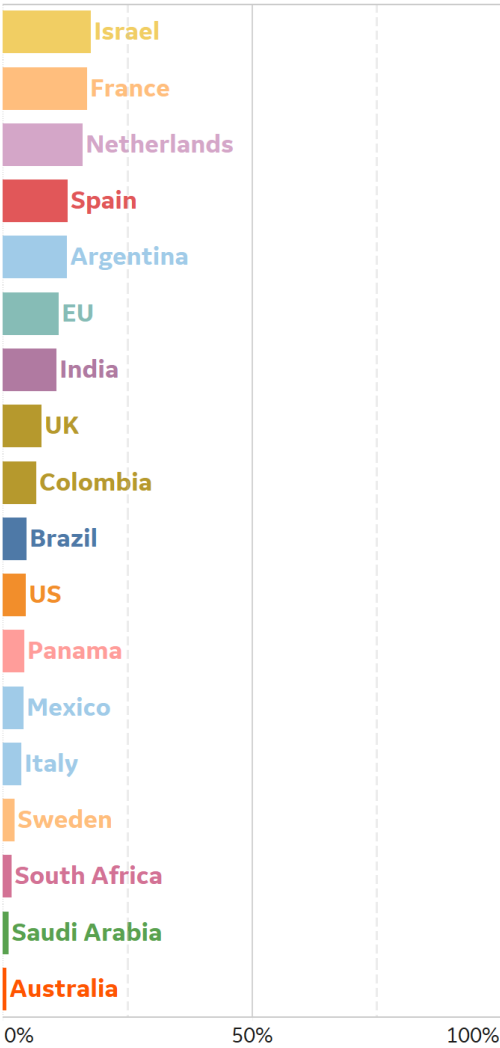
% Change in Case Volume in Select Countries

Over Previous 7 days

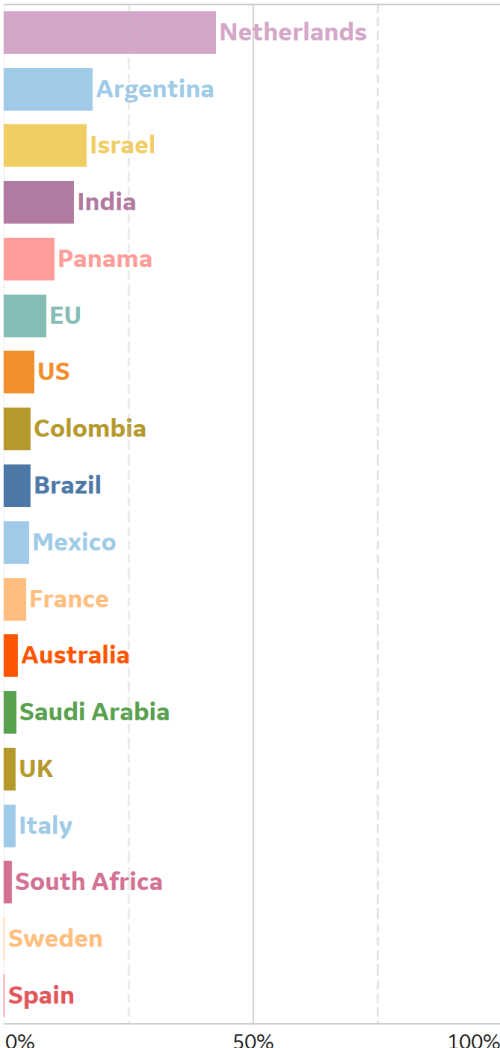
Active Cases



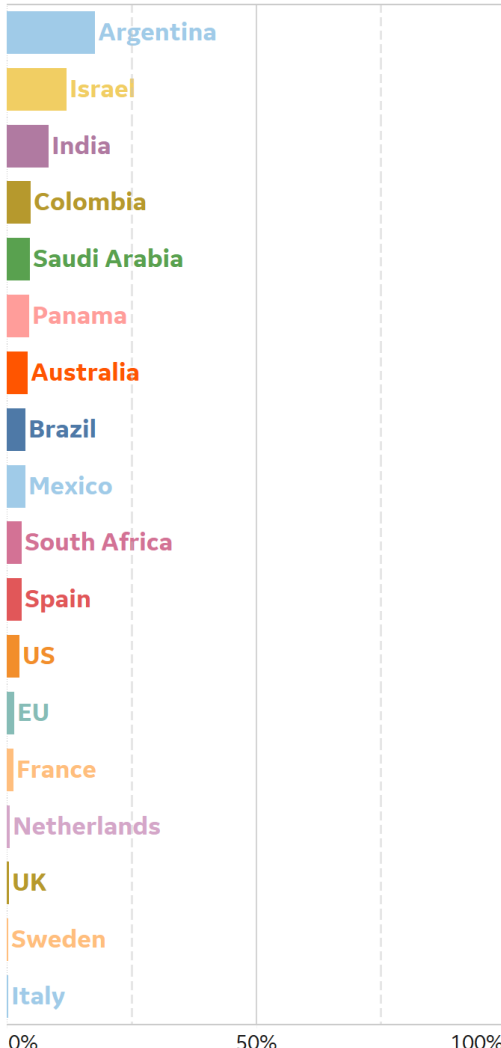
Confirmed Cases



Reported Recoveries



Reported Deaths





Feature: Positivity Over Time, United States

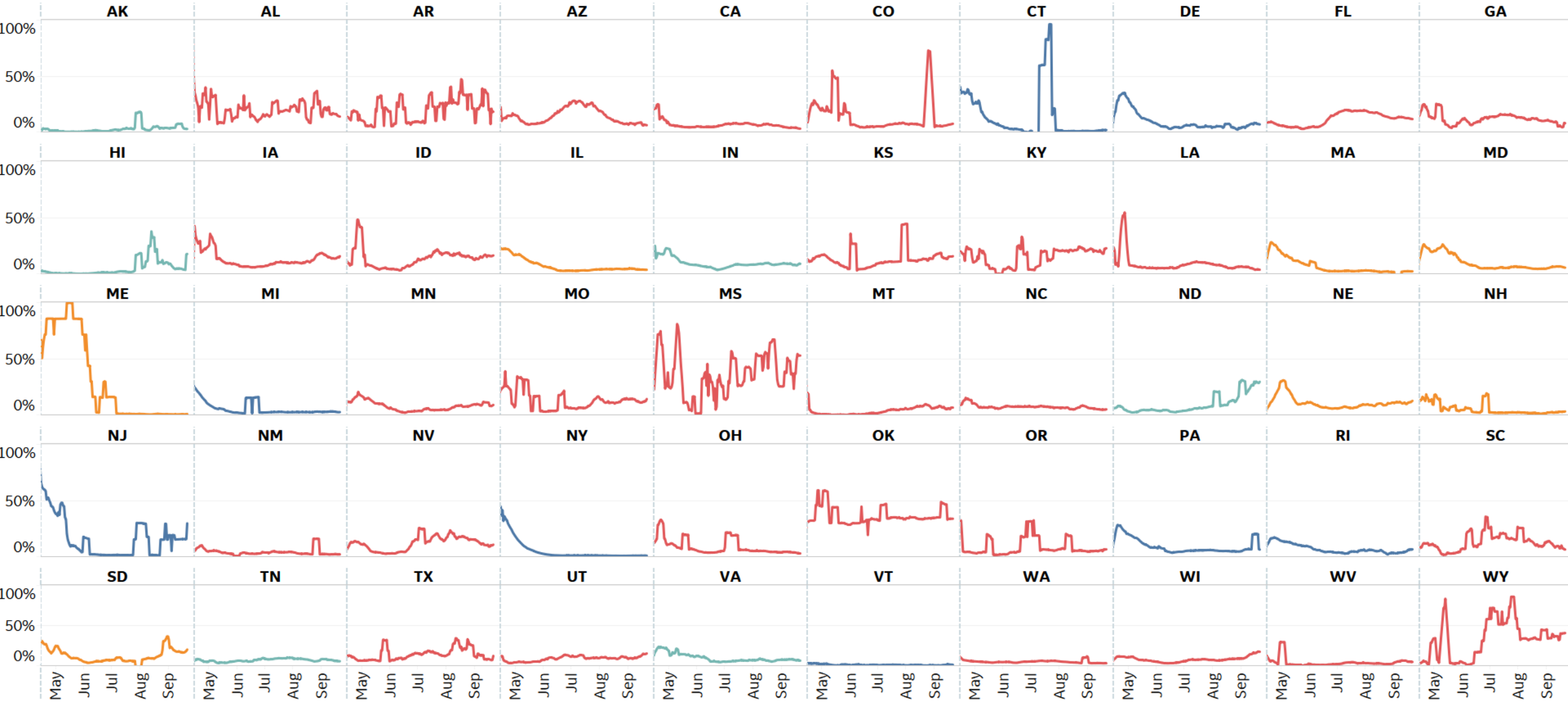
Updated 23 Sept 2020, 3:30 GMT 12

Positivity Rates Over Time in US

14-day rolling avg

Month of Peak in New Cases

April May July August





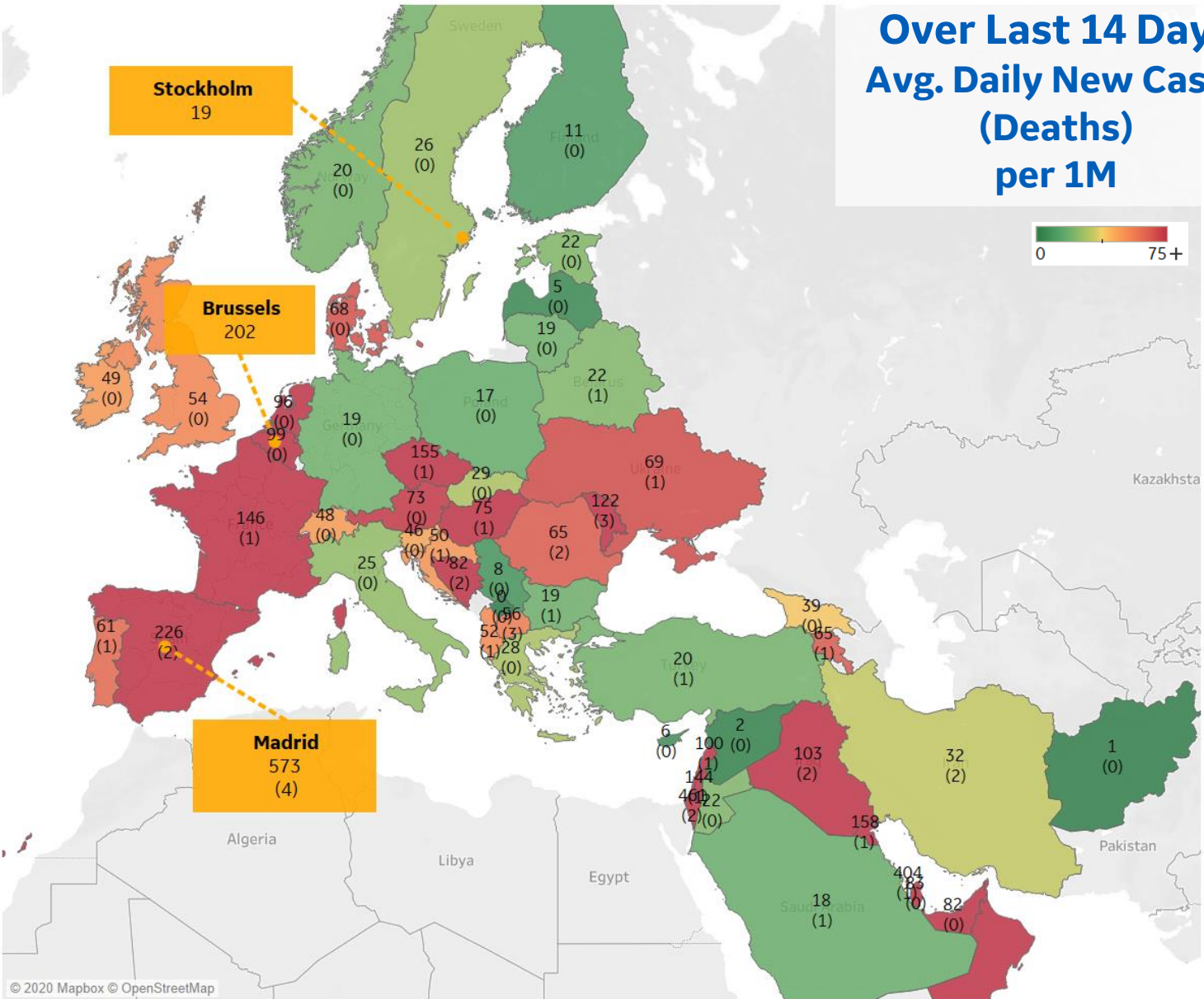
Per 1M in Region

	Today	Change
Active Cases	2,237	+2%
Confirmed	69 new	+1%
Deaths	1 new	+0.4%
Recovered	31 new	+1%

Most Daily New Cases / 1M

Israel	461
Bahrain	404
Spain	226
Kuwait	158
Czechia	155
France	146
Moldova	122
Iraq	103
Lebanon	100
Oman	100

* Excludes regions with population < 1M



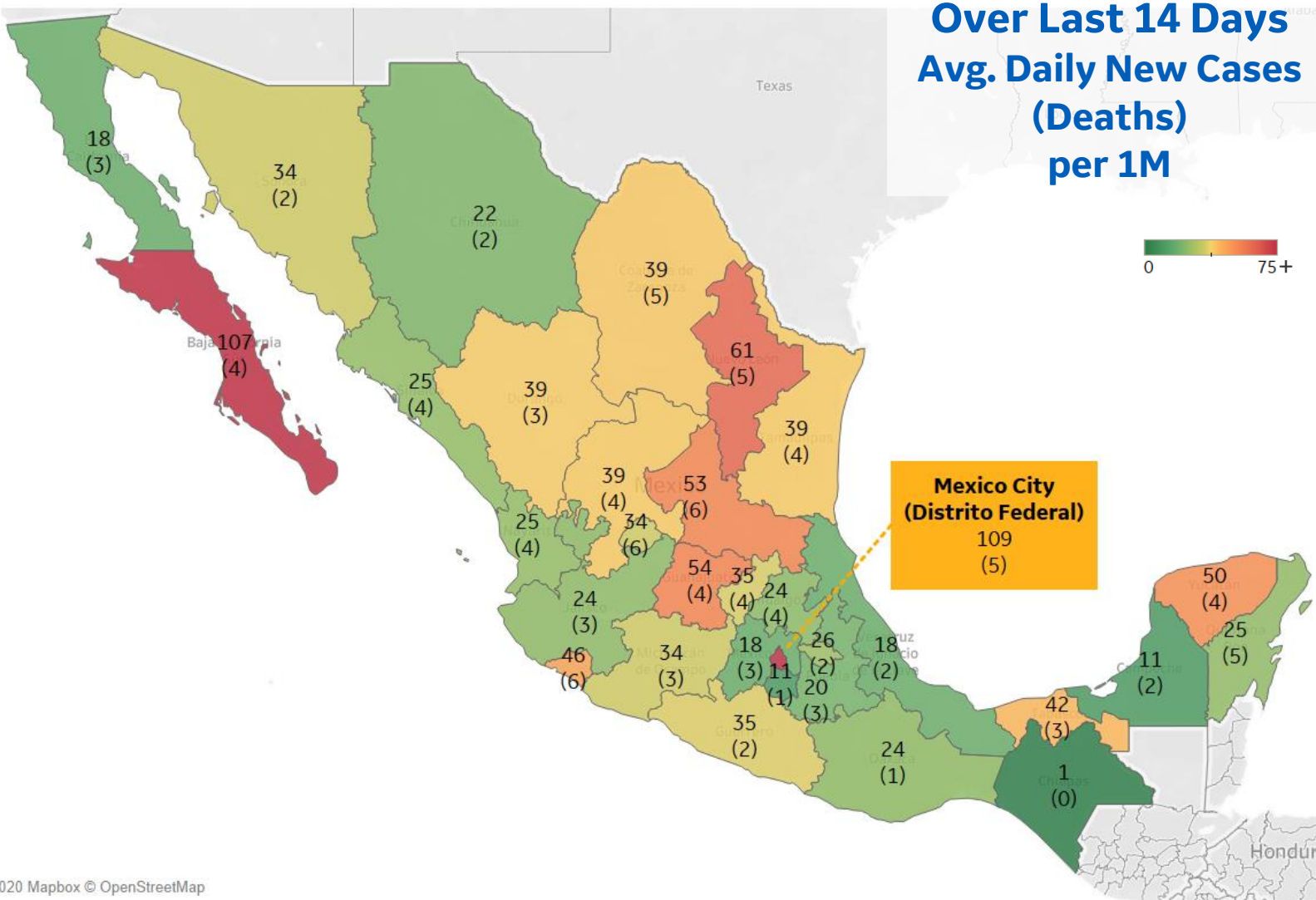


Per 1M in Region

	Today	Change
Active Cases	248	+5%
Confirmed	36 new	+0.7%
Deaths	5 new	+0.9%
Recovered	20 new	+0%

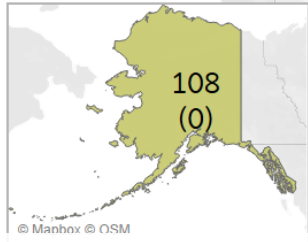
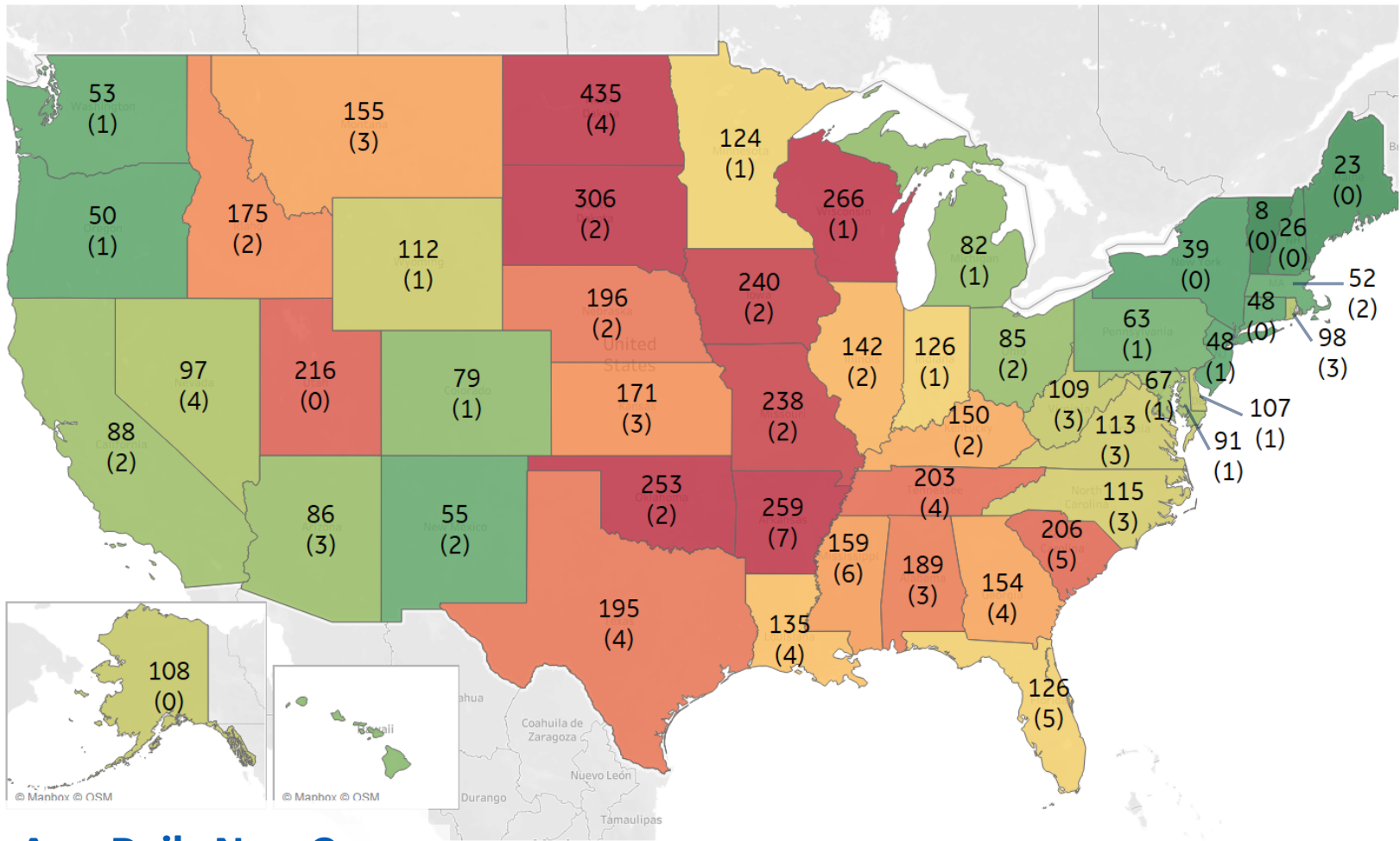
Most Daily New Cases / 1M

Distrito Federal	109
Baja California Sur	107
Nuevo León	61
Guanajuato	54
San Luis Potosí	53
Yucatán	50
Colima	46
Tabasco	42
Coahuila	39
Tamaulipas	39

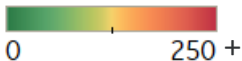




Over Last 14 Days...



**Avg. Daily New Cases
(Deaths)
per 1M**



Note: Scale different from other pages

Top 10 by New Confirmed

Avg New Confirmed Cases / 1M

North Dakota	435
South Dakota	306
Wisconsin	266
Arkansas	259
Oklahoma	253
Iowa	240
Missouri	238
Utah	216
South Carolina	206
Tennessee	203

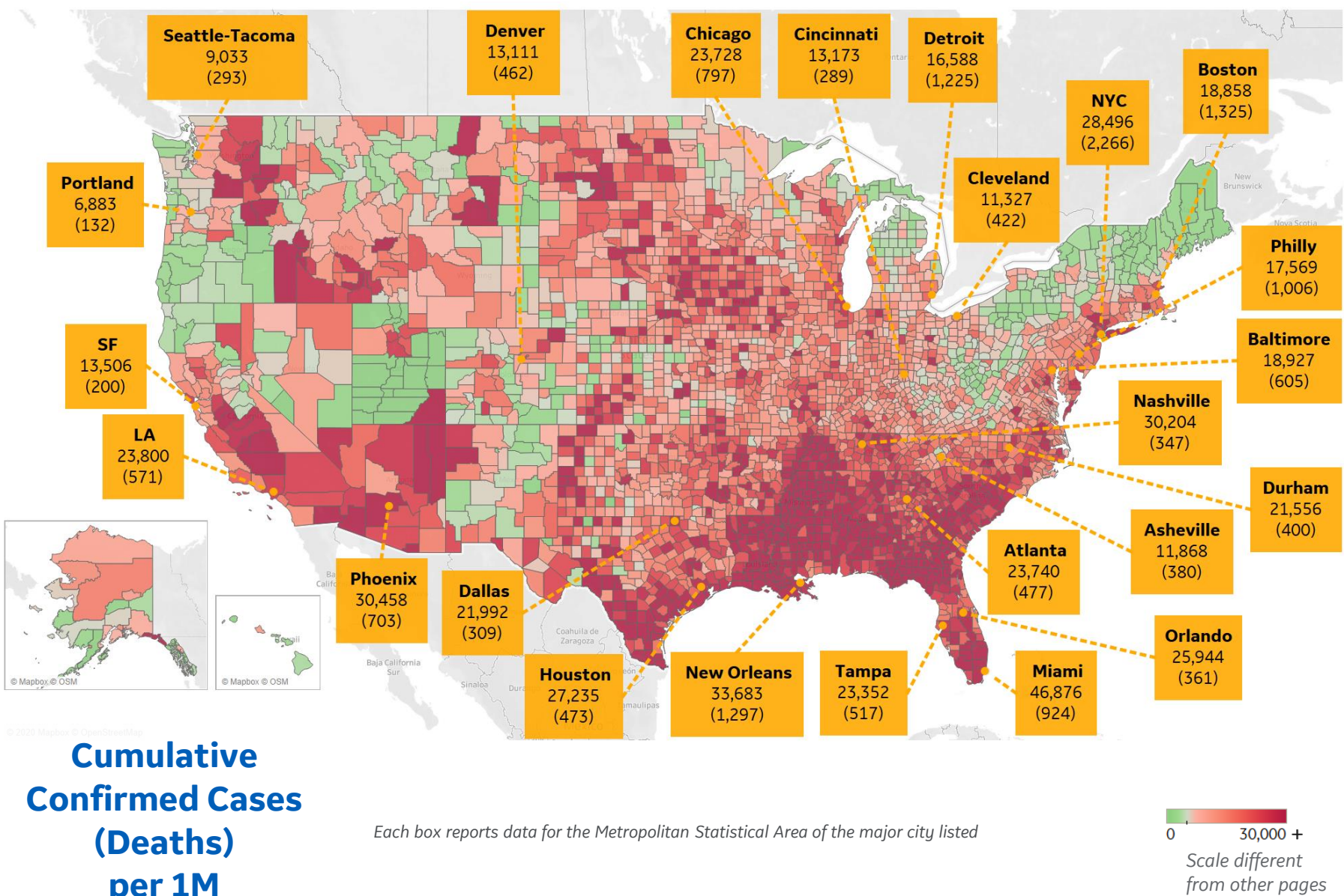
Top 10 by New Deaths

Avg New Deaths / 1M

Arkansas	7
Mississippi	6
Florida	5
South Carolina	5
Louisiana	4
Georgia	4
Tennessee	4
North Dakota	4
Nevada	4
Texas	4



US by County & Metro, Cumulative to Date



Top 25 Counties

Cumulative Confirmed Cases / 1M

Miami-Dade County, FL	61,656
Nueces County, TX	55,949
Cameron County, TX	53,169
Webb County, TX	47,717
Rockland County, NY	45,707
Yakima County, WA	45,047
Jefferson Parish, LA	40,102
Westchester County, NY	39,138
Broward County, FL	38,890
Escambia County, FL	37,915
Charleston County, SC	37,822
Davidson County, TN	37,582
Passaic County, NJ	37,555
Hidalgo County, TX	35,683
Richland County, SC	35,095
Kern County, CA	35,072
Leon County, FL	34,488
Nassau County, NY	34,140
East Baton Rouge Parish, LA	33,995
Lubbock County, TX	33,857
Tulare County, CA	33,649
Galveston County, TX	33,533
Collier County, FL	32,528
Osceola County, FL	32,492
Shelby County, TN	32,272

Note: Includes counties ≥ 250K population

* New York City counties aggregated into one reporting area



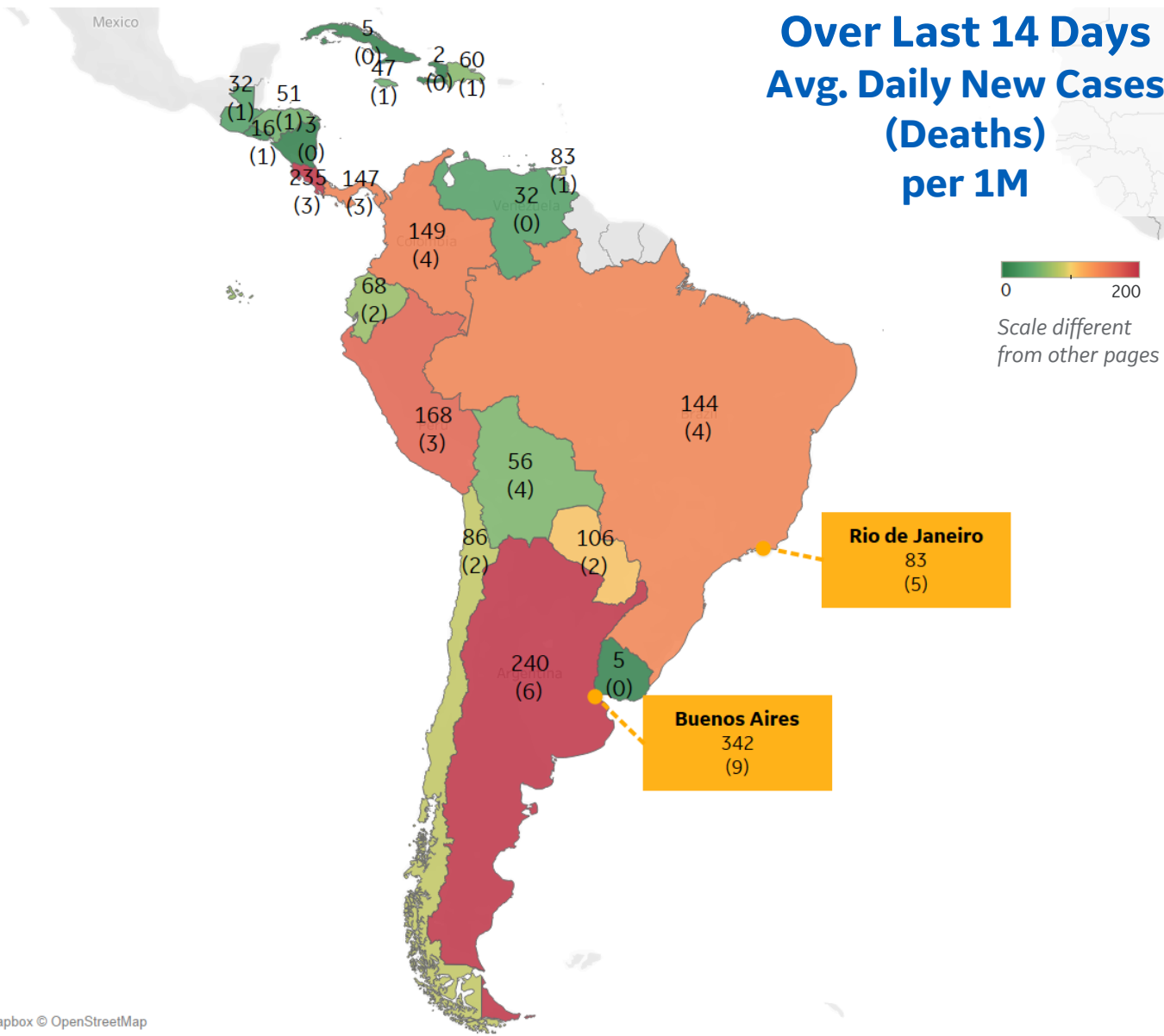
Per 1M in Region

	Today	Change
Active Cases	2,005	+2%
Confirmed	116 new	+1%
Deaths	3 new	+0.6%
Recovered	78 new	+1%

Most Daily New Cases / 1M

Argentina	240
Costa Rica	235
Peru	168
Colombia	149
Panama	147
Brazil	144
Paraguay	106
Chile	86
Trinidad and Toba..	83
Ecuador	68

* Excludes regions with population < 1M





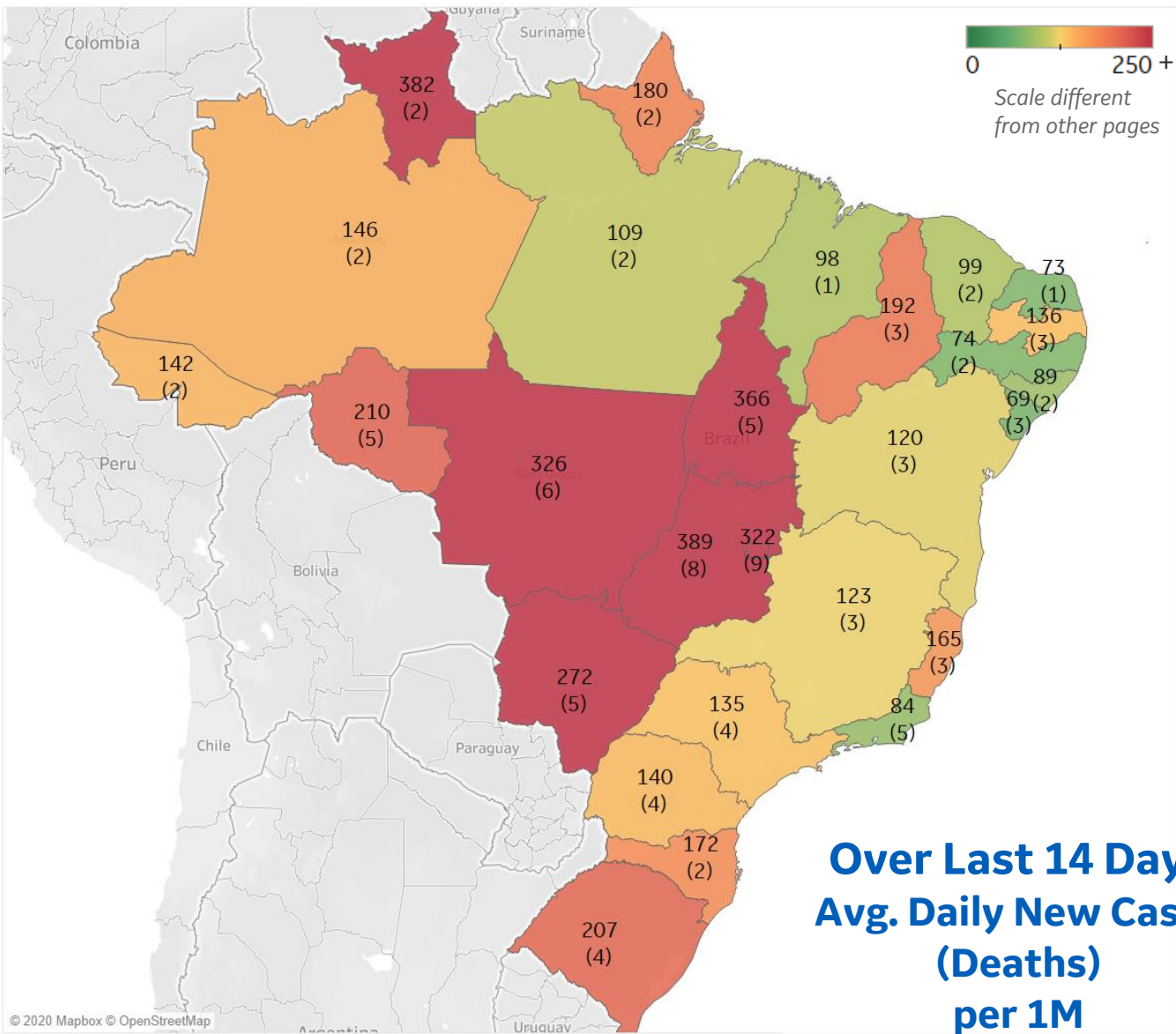
Per 1M in Region

	Today	Change
Active Cases	2,053	+2%
Confirmed	157 new	+0.7%
Deaths	4 new	+0.6%
Recovered	110 new	+1%

Most Daily New Cases / 1M

Goiás	389
Tocantins	366
MatoGrosso	326
Distrito Federal	322
MatoGrosso d..	272
Rondônia	210
Rio Grande do ..	207
Piauí	192
Santa Catarina	172
Espírito Santo	165

* Excludes regions with population < 1M





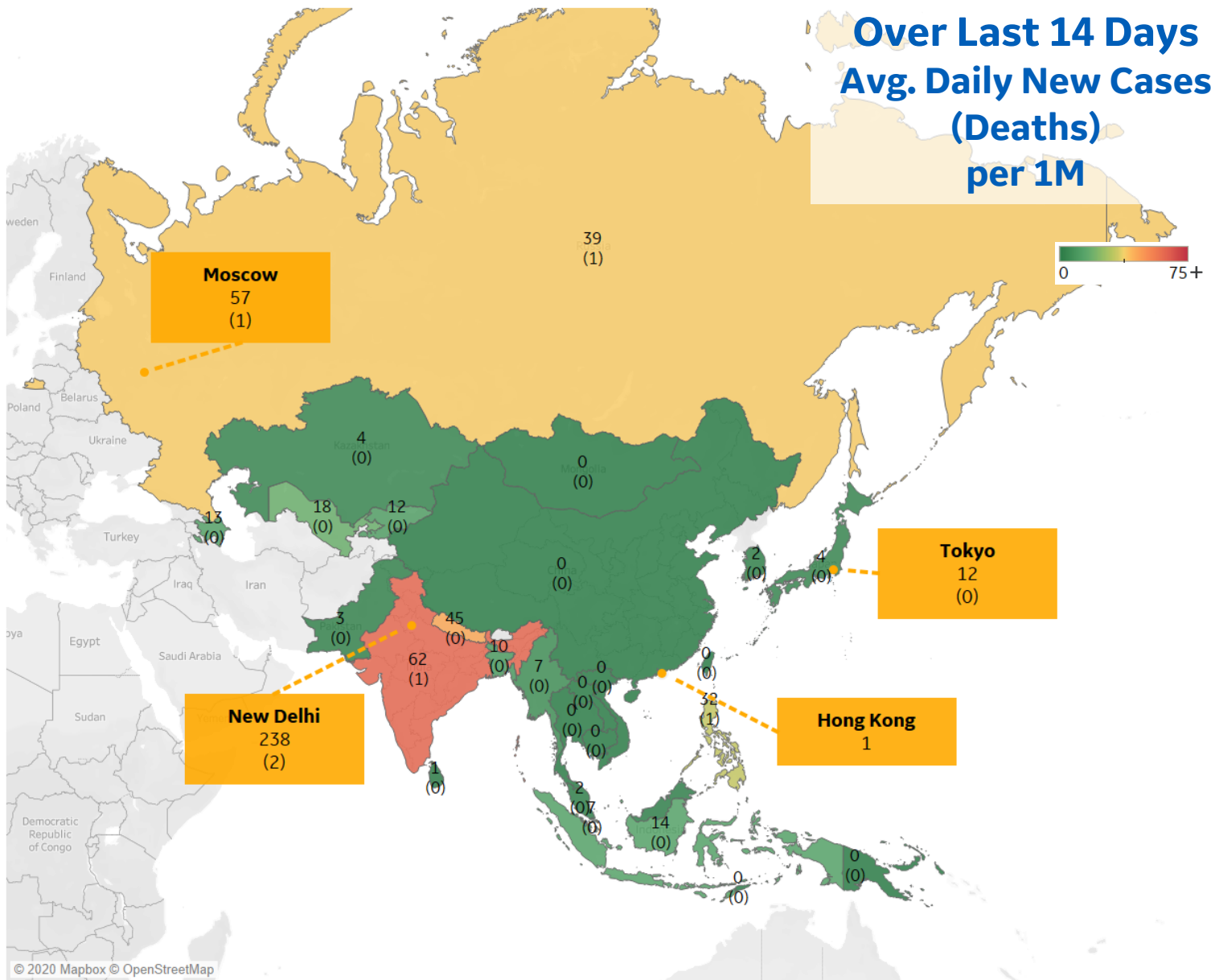
Per 1M in Region

	Today	Change
Active Cases	323	+0.1%
Confirmed	4 new	+0.2%
Deaths	0.1 new	+0.3%
Recovered	3 new	+0.2%

Most Daily New Cases / 1M

India	62
Nepal	45
Russia	39
Philippines	32
Uzbekistan	18
Indonesia	14
Azerbaijan	13
Kyrgyzstan	12
Bangladesh	10
Myanmar	7

* Excludes regions with population < 1M





Per 1M in Region

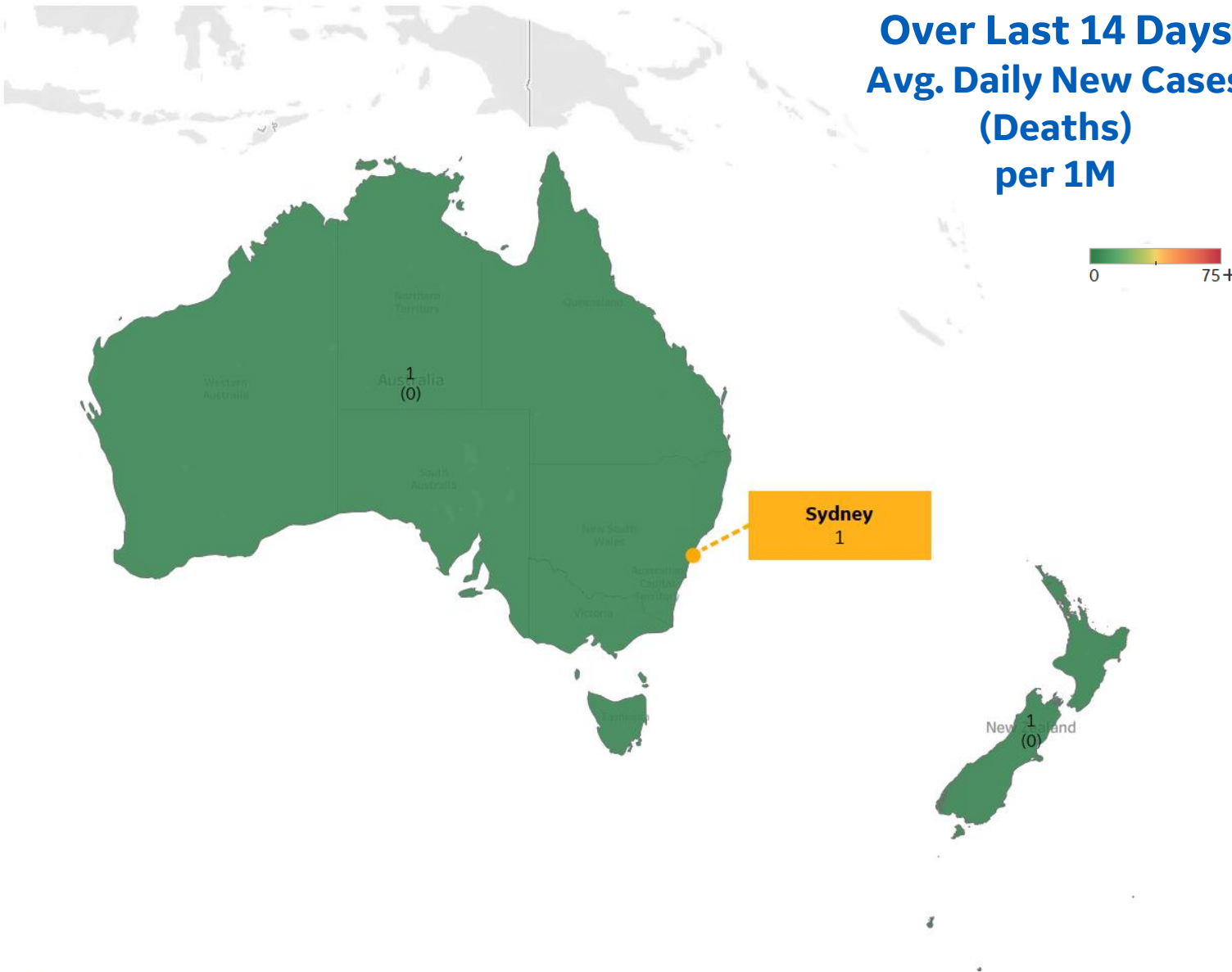
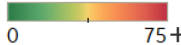
	Today	Change
Active Cases	59	-8%
Confirmed	1 new	+0.1%
Deaths	0.2 new	+0.6%
Recovered	6 new	+0.7%

Most Daily New Cases / 1M

Australia	1
New Zealand	1

* Excludes regions with population < 1M

Over Last 14 Days Avg. Daily New Cases (Deaths) per 1M





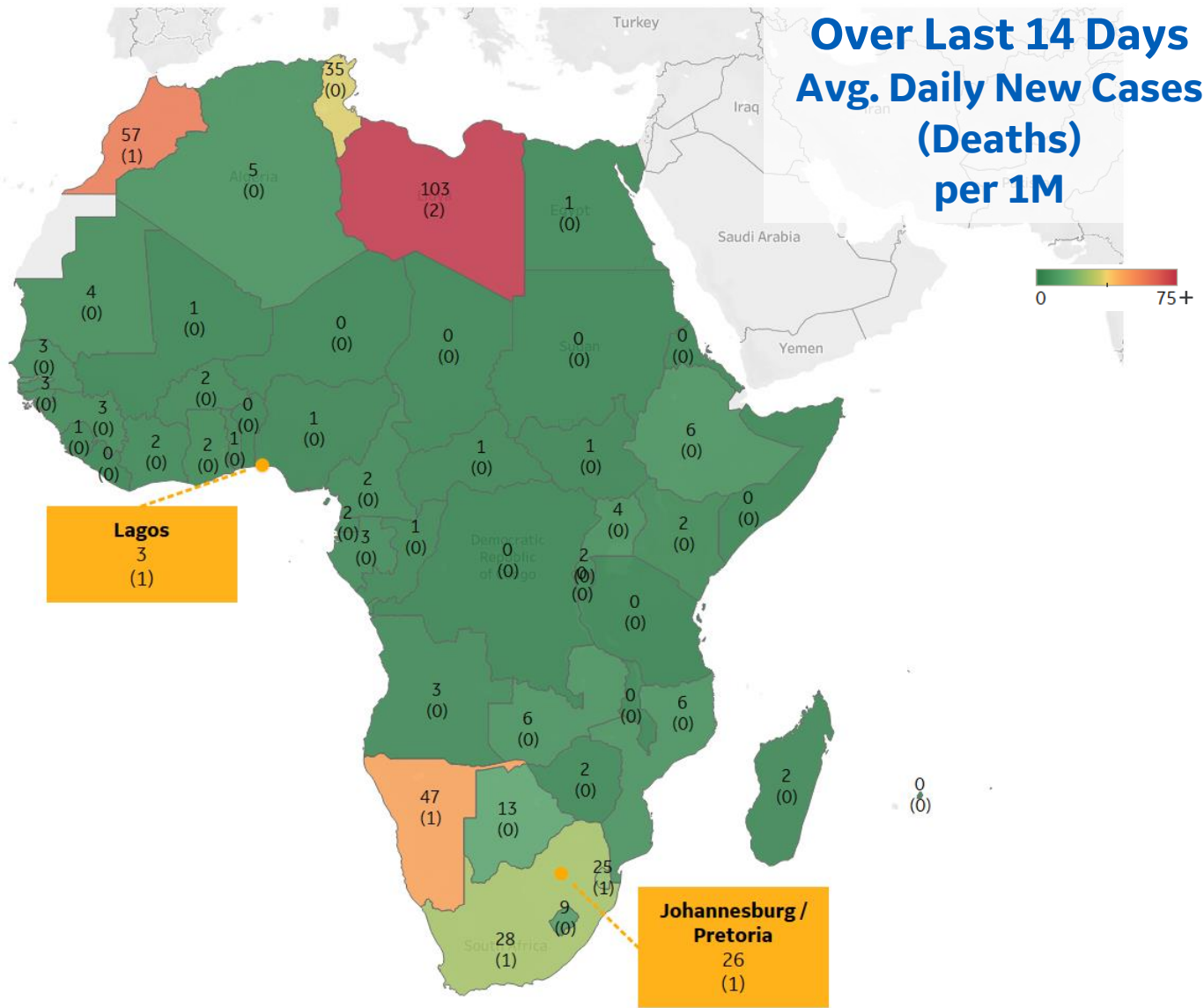
Per 1M in Region

	Today	Change
Active Cases	163	+0%
Confirmed	5 new	+0.5%
Deaths	0.2 new	+0.7%
Recovered	5 new	+0.6%

Most Daily New Cases / 1M

Libya	103
Morocco	57
Namibia	47
Tunisia	35
South Africa	28
Eswatini	25
Botswana	13
Lesotho	9
Gambia	8
Ethiopia	6

* Excludes regions with population < 1M





Sources



*** Per 1M = Per 1 Million Population unless otherwise noted*

Johns Hopkins Coronavirus Resource Center:

<https://coronavirus.jhu.edu/map.html>

Worldometer Coronavirus Reporting:

<https://www.worldometers.info/coronavirus/>

Public Health England:

<https://www.gov.uk/government/publications/covid-19-track-coronavirus-cases>

US Department of Homeland Security, Homeland Infrastructure Foundation-Level Data:

<https://hifld-geoplatform.opendata.arcgis.com/datasets/hospitals>

City of New York, NYC Health:

<https://www1.nyc.gov/site/doh/covid/covid-19-data.page>

Chicago Coronavirus Latest Data:

<https://www.chicago.gov/city/en/sites/covid-19/home/latest-data.html>

National Health Commission of the PRC:

<http://www.nhc.gov.cn/xcs/yqtb/202003/bf66696029ba420098164607240074f8.shtml>

Korean Centers for Disease Control and Prevention:

http://www.cdc.go.kr/cdc_eng/

CDC, Severe Outcomes Among Patients with Coronavirus Disease 2019 (COVID-19):

<https://www.cdc.gov/mmwr/volumes/69/wr/mm6912e2.htm>

Italian Department of Civil Protection, COVID Monitoring:

<http://opendatadpc.maps.arcgis.com/apps/opsdashboard/index.html#/b0c68bce2cce478eaac82fe38d4138b1>

The COVID Tracking Project:

<https://covidtracking.com/data/>

UK Office for National Statistics

<https://www.ons.gov.uk/peoplepopulationandcommunity/birthsdeathsandmarriages/deaths/bulletins/deathsregisteredweeklyinenglandandwalesprovisional/weekending24april2020>

COVID-19 Information for Switzerland:

<https://www.corona-data.ch/>

Provincial Health Services Authority of Canada. BC Center for Disease Control:

<http://www.bccdc.ca/about/news-stories/stories/2020/information-on-novel-coronavirus>

Secretary of Health, Mexico:

<https://www.gob.mx/salud/en>

OECD Economic Outlooks, Statistics:

https://www.oecd-ilibrary.org/economics/data/oecd-economic-outlook-statistics-and-projections_eo-data-en

Public Health Authority of Sweden:

<https://www.folkhalsomyndigheten.se/smittskydd-beredskap/utbrott/aktuella-utbrott/covid-19/bekraftade-fall-i-sverige>

National Public Health Agency of France:

<https://www.santepubliquefrance.fr/regions/ile-de-france/documents/bulletin-regional/2020/covid-19-point-epidemiologique-en-ile-de-france-du-23-avril-2020>

Florida Department of Health, COVID-19 Response:

<https://floridahealthcovid19.gov>

CDC:

<https://www.cdc.gov/covid-data-tracker/index.html#demographics>

CDC Provisional COVID19 Deaths Counts

<https://data.cdc.gov/NCHS/Provisional-COVID-19-Death-Counts-by-Sex-Age-and-S/9bhg-hcku>

Johns Hopkins Coronavirus Resource Center:

<https://coronavirus.jhu.edu/map.html>

WHO Europe, Surveillance Report:

<http://www.euro.who.int/en/health-topics/health-emergencies/coronavirus-covid-19/weekly-surveillance-report>

WHO Europe, Principles for Transition:

<http://www.euro.who.int/en/media-centre/sections/statements/2020/statement-transition-to-a-new-normal-during-the-covid-19-pandemic-must-be-guided-by-public-health-principles>