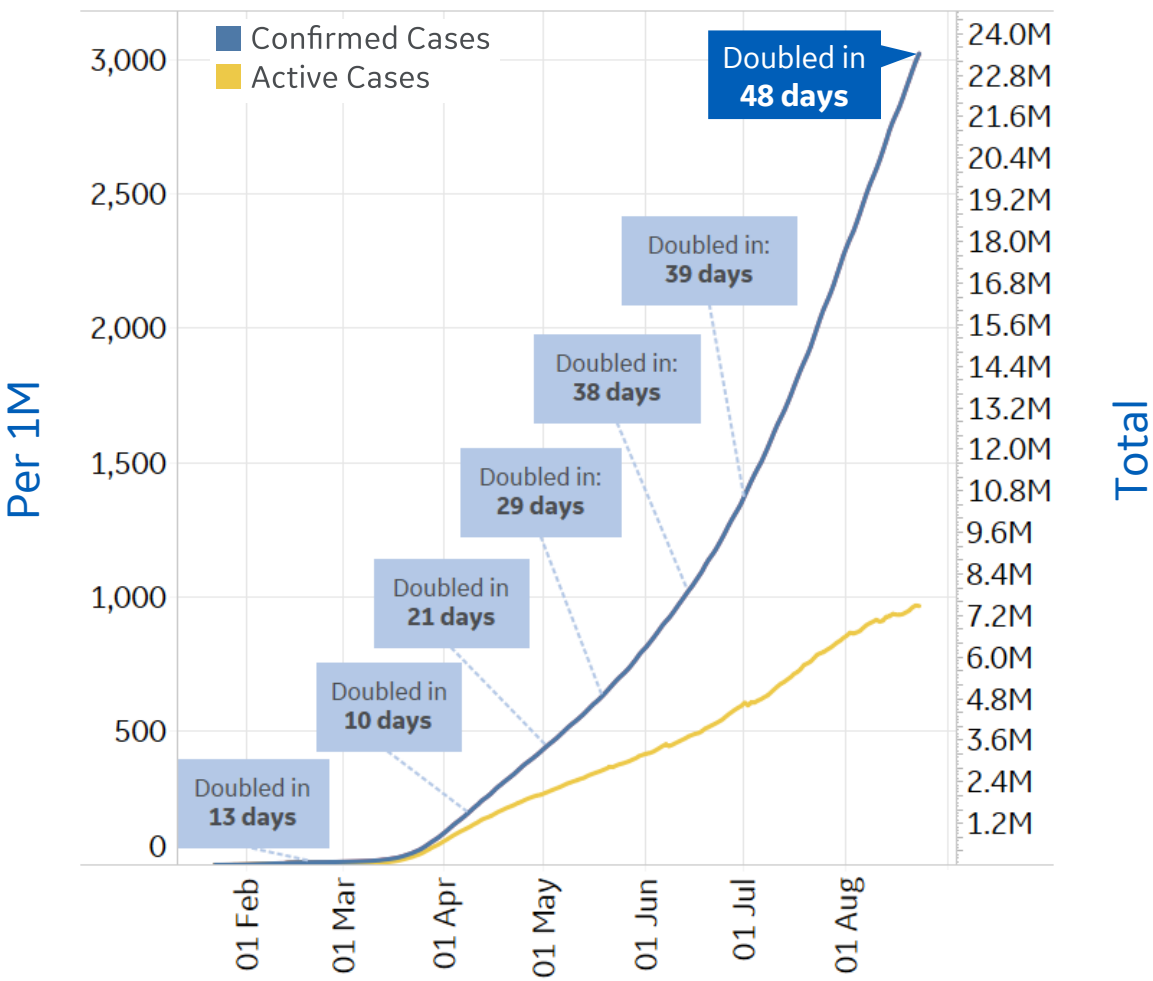


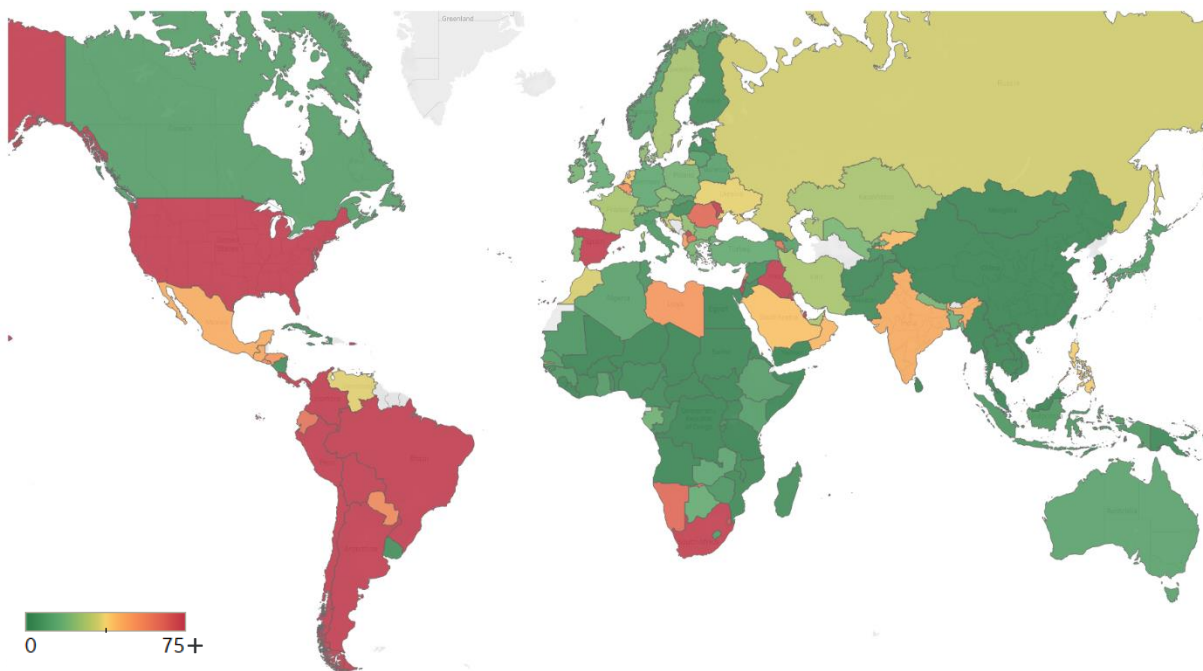


Global Confirmed & Active Cases

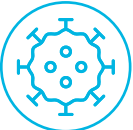
Trend since 22 Jan



Avg. Daily New Cases / 1M
Over the last 14 days



Per 1M:	Today	Change
Active Today	965	-0.2%
Active	-2 new	-0.2%
Confirmed	28 new	+1%
Deaths	1 new	+1%
Recovered	29 new	+2%

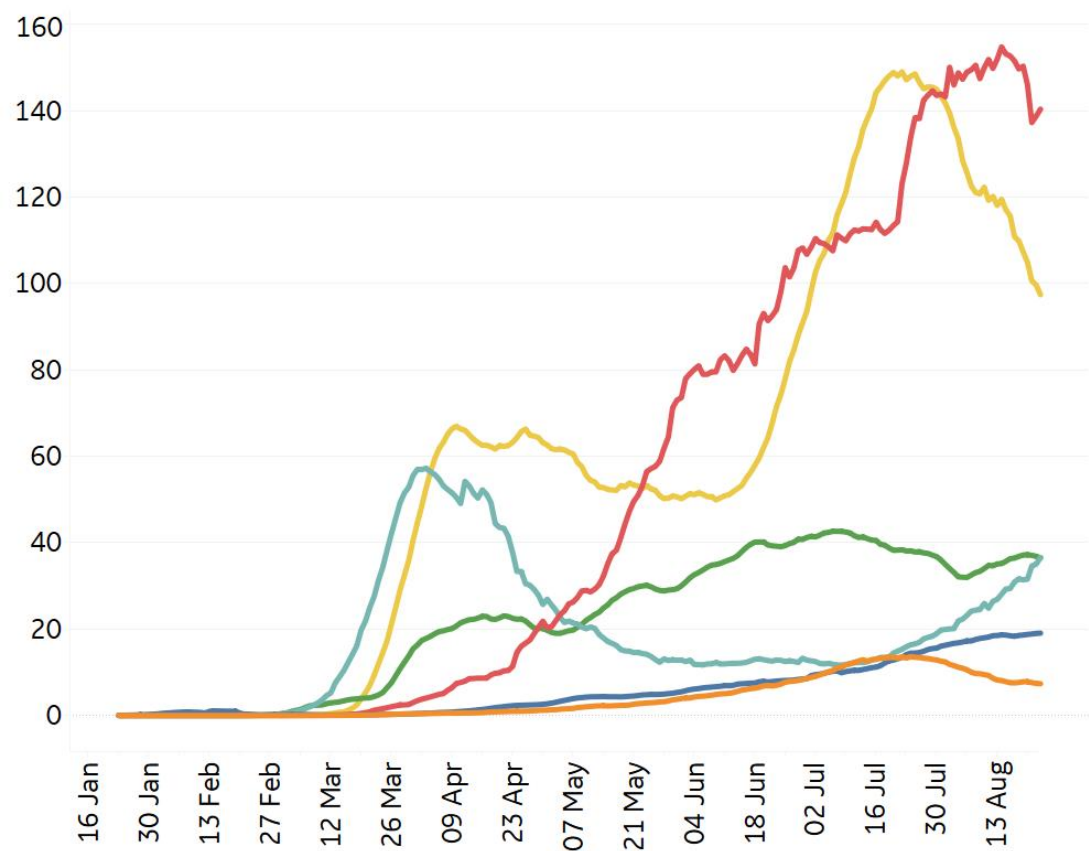


New Confirmed Cases & New Deaths

Key North America Europe Middle East Central/South America Asia Africa

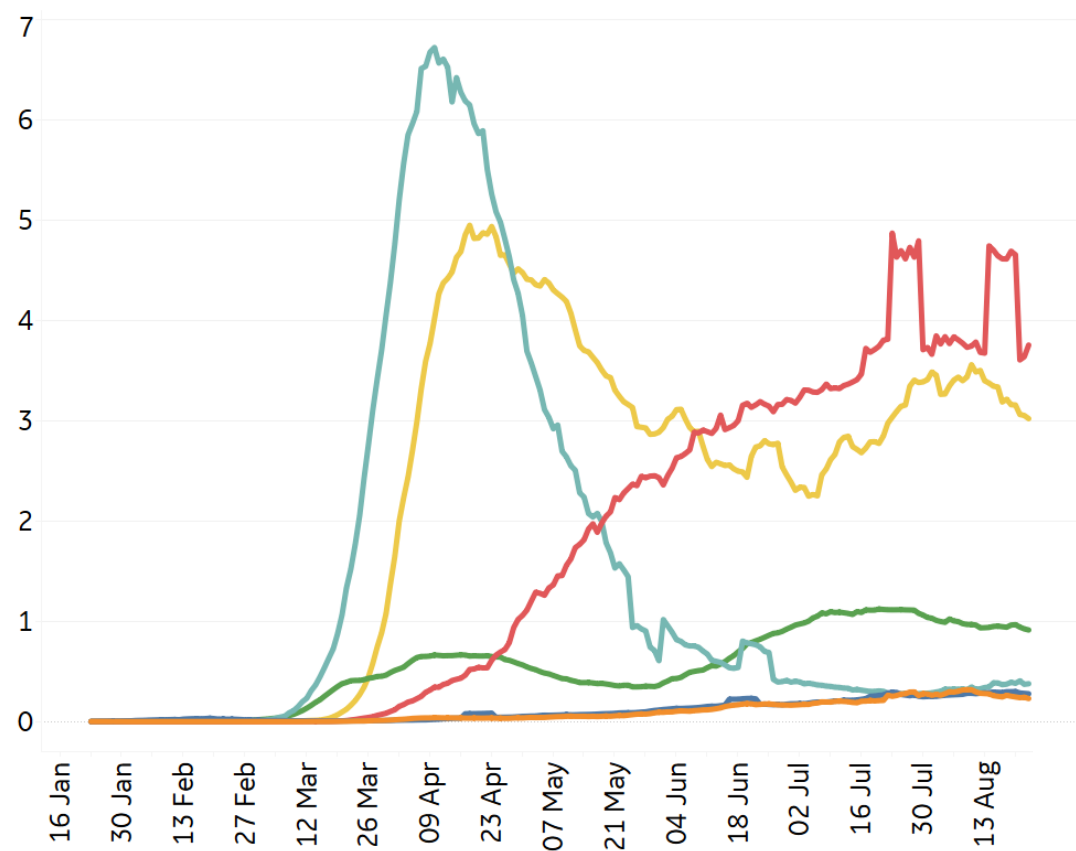
New Confirmed Cases / 1M

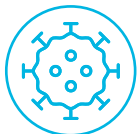
7-day rolling average



New Deaths / 1M

7-day rolling average





Top 50 Countries: Per 1M



1 - 25

	Today		Total Since 22 Jan			Change from 14d Ago [*] in 14 day avg of daily new	
	New Confirmed	New Deaths	Total Confirmed	Total Recovered	Total Deaths	Confirmed	Deaths
Belgium	40	0	7,070	1,573	862	-4%	135%
Peru	278	6	17,750	12,112	833	5%	98%
Spain	0	0	8,257	3,216	617	71%	372%
UK	15	0	4,826	N/A**	612	30%	-9%
Italy	20	0	4,289	3,398	586	97%	137%
Sweden	0	0	8,522	N/A**	575	13%	-29%
Chile	102	3	20,803	19,417	568	-10%	-20%
Brazil	110	2	16,964	13,868	540	-7%	-2%
US	104	1	17,225	6,035	534	-19%	-9%
Mexico	31	2	4,345	3,553	469	-11%	-5%
France	75	0	4,297	1,304	468	159%	45%
Panama	329	3	20,140	14,235	438	-13%	-27%
Bolivia	62	6	9,351	3,889	386	-7%	-18%
Netherlands	30	0	4,002	37	363	51%	
Ireland	12	0	5,664	4,732	360	51%	-38%
Ecuador	39	2	6,108	5,374	358	-3%	-5%
Colombia	373	15	10,635	7,351	340	11%	4%
EU	24	0	3,937	2,039	312	59%	46%
Armenia	59	1	14,441	12,146	288	-23%	-29%
North Macedo..	66	0	6,525	4,853	271	0%	-45%
Kosovo	152	10	6,746	4,609	253	-6%	30%
Iran	25	2	4,273	3,684	246	-9%	-19%
Moldova	101	1	8,299	5,623	233	26%	-14%
Switzerland	32	0	4,611	3,975	231	51%	67%
South Africa	46	1	10,281	8,540	220	-56%	-27%

26 - 50

	Today		Total Since 22 Jan			Change from 14d Ago [*] in 14 day avg of daily new	
	New Confirmed	New Deaths	Total Confirmed	Total Recovered	Total Deaths	Confirmed	Deaths
Portugal	14	0	5,452	3,999	176	17%	3%
Romania	50	2	4,081	1,834	170	-1%	12%
Honduras	53	1	5,504	861	167	-14%	-58%
Bos. and Herz.	0	0	5,400	3,453	162	3%	21%
Kyrgyzstan	21	0	6,594	5,579	162	-56%	-316%
Iraq	82	2	5,080	3,640	160	35%	1%
Argentina	118	3	7,570	5,562	155	14%	43%
Guatemala	19	1	3,806	3,169	145	0%	-20%
Dom. Rep.	55	1	8,404	5,593	144	-32%	5%
Kuwait	134	0	18,856	16,931	121	11%	-18%
Oman	0	0	16,404	15,350	119	-61%	-26%
Russia	33	1	6,539	5,269	112	-8%	-13%
Bahrain	172	1	28,991	27,023	108	9%	0%
Saudi Arabia	32	1	8,832	8,047	105	-14%	11%
El Salvador	31	1	3,796	1,888	102	-28%	-25%
Israel	84	2	11,861	9,186	96	-7%	80%
Kazakhstan	9	0	5,577	4,932	75	-68%	-25%
Costa Rica	144	1	6,639	2,065	70	31%	-8%
Belarus	19	1	7,457	7,285	68	-6%	4%
Qatar	84	0	40,613	39,502	67	12%	-53%
UAE	39	0	6,775	5,914	38	24%	38%
West Bank an..	71	1	4,115	2,592	28	23%	48%
Gabon	0	0	3,769	3,026	24	-50%	0%
Singapore	15	0	9,632	9,258	5	-74%	N/A
Total World	28	1	3,024	1,954	104	-1%	2%

*Change from 14d ago:
Compares 14d-avgs. of Daily New Cases/Deaths
today with 14d-avgs. from 14d ago

Deaths in **Argentina** increased 48% over the last 14 days

Sorted by Total Deaths / 1M
Top 50 countries selected by Cases / 1M
Excluded countries with population < 1M

N/A** due to inconsistent reporting of Recovered Cases



Top 50 Countries: Raw Volume

Updated 24 August 2020, 3:30 GMT

4

1 - 25

	Today		Total Since 22 Jan			Change from 14d Ago [*] in 14 day avg of daily new	
	New Confirmed	New Deaths	Total Confirmed	Total Recovered	Total Deaths	Confirmed	Deaths
US	34,567	449	5,701,679	1,997,761	176,802	-19%	-9%
EU	10,804	72	1,752,910	907,780	139,064	59%	46%
Brazil	23,421	494	3,605,783	2,947,784	114,744	-7%	-2%
Mexico	3,948	226	560,164	458,123	60,480	-11%	-5%
India	61,408	836	3,106,348	2,338,035	57,542	14%	13%
UK	1,048	6	327,643	N/A**	41,515	30%	-9%
Italy	1,209	7	259,345	205,470	35,437	97%	137%
France	4,897	1	280,459	85,125	30,518	159%	45%
Spain	0	0	386,054	150,376	28,838	71%	372%
Peru	9,169	208	585,236	399,357	27,453	5%	98%
Iran	2,113	141	358,905	309,464	20,643	-9%	-19%
Colombia	19,001	748	541,139	374,024	17,316	11%	4%
Russia	4,797	73	954,328	768,906	16,341	-8%	-13%
South Africa	2,728	72	609,773	506,470	13,059	-56%	-27%
Chile	1,957	60	397,665	371,179	10,852	-10%	-20%
Belgium	468	4	81,936	18,225	9,992	-4%	135%
Germany	633	3	234,494	207,985	9,275	62%	-6%
Canada	257	2	126,817	112,836	9,119	-2%	-3%
Argentina	5,352	137	342,154	251,400	6,985	14%	43%
Indonesia	2,037	86	153,535	107,500	6,680	6%	2%
Iraq	3,291	75	204,341	146,409	6,428	35%	1%
Ecuador	680	33	107,769	94,816	6,310	-3%	-5%
Pakistan	1,087	13	293,261	276,829	6,244	-17%	-38%
Netherlands	519	0	68,570	642	6,225	51%	
Turkey	1,217	19	258,249	237,165	6,121	19%	20%

26 - 50

	Today		Total Since 22 Jan			Change from 14d Ago [*] in 14 day avg of daily new	
	New Confirmed	New Deaths	Total Confirmed	Total Recovered	Total Deaths	Confirmed	Deaths
Sweden	0	0	86,068	N/A**	5,810	13%	-29%
Egypt	103	19	97,340	65,927	5,262	-46%	-37%
China	41	0	89,695	83,988	4,711	-59%	-26%
Bolivia	722	67	109,149	45,396	4,509	-7%	-18%
Bangladesh	1,973	34	294,598	179,091	3,941	8%	15%
Saudi Arabia	1,109	30	307,479	280,143	3,649	-14%	11%
Romania	961	39	78,505	35,287	3,272	-1%	12%
Philippines	2,352	32	189,601	131,367	2,998	21%	115%
Guatemala	332	14	68,188	56,778	2,594	0%	-20%
Ukraine	2,042	27	107,379	53,968	2,313	49%	29%
Poland	581	4	61,762	42,183	1,955	14%	9%
Panama	1,420	14	86,900	61,420	1,892	-13%	-27%
Portugal	145	2	55,597	40,774	1,796	17%	3%
Honduras	528	11	54,511	8,532	1,654	-14%	-58%
Dom. Rep.	600	13	91,161	60,670	1,567	-32%	5%
Kazakhstan	175	0	104,718	92,598	1,415	-68%	-25%
Japan	742	9	62,658	48,319	1,188	-24%	188%
Israel	730	15	102,663	79,514	834	-7%	80%
Belarus	183	5	70,468	68,839	642	-6%	4%
Oman	0	0	83,769	78,386	609	-61%	-26%
Kuwait	571	2	80,528	72,307	515	11%	-18%
UAE	390	3	67,007	58,488	375	24%	38%
Qatar	243	0	117,008	113,808	193	12%	-53%
Singapore	87	0	56,353	54,164	27	-74%	N/A
Total World	216,886	4,260	23,420,418	15,137,203	808,676	-1%	2%

*Change from 14d ago:
Compares 14d-avgs. of Daily New Cases/Deaths
today with 14d-avgs. from 14d ago

New Cases in the **US and India** make up 44% of Global New Cases today

Sorted by Raw Total Deaths
Top 50 countries selected by Total Cases
Excluded countries with population < 1M

N/A** due to inconsistent reporting of Recovered Cases



United States: Per 1M



1 - 25

	Today		Total Since 22 Jan			Change from 14d Ago* in 14 day avg of daily new	
	New Confirmed	New Deaths	Total Confirmed	Total Recovered	Total Deaths	Confirmed	Deaths
New Jersey	17	0	21,334	3,785	1,795	-6%	-11%
New York	29	1	22,090	3,837	1,690	3%	-20%
Massachusetts	0	0	18,188	14,828	1,294	-14%	-3%
Connecticut	0	0	14,450	2,494	1,251	-22%	-32%
Louisiana	263	13	30,748	25,409	1,021	-40%	8%
Rhode Island	0	0	19,844	1,917	972	-15%	33%
DC	0	0	19,177	15,320	856	-9%	40%
Mississippi	210	1	26,173	19,010	753	-25%	-9%
Michigan	77	0	10,695	7,268	667	5%	17%
Arizona	29	2	27,217	4,004	655	-52%	-25%
Illinois	149	0	17,487	N/A	638	21%	-2%
Delaware	69	0	17,350	9,177	616	8%	-17%
Maryland	96	1	17,219	1,000	611	-19%	-21%
Pennsylvania	41	0	10,442	8,064	590	-5%	34%
S. Carolina	135	2	21,751	8,957	486	-35%	-8%
Georgia	163	4	23,918	N/A	483	-17%	35%
Florida	138	2	27,962	N/A	481	-32%	-5%
Indiana	91	0	12,764	9,526	478	6%	33%
Alabama	108	0	23,466	9,113	411	-32%	-13%
Texas	166	4	20,492	15,581	403	-12%	-35%
Nevada	173	0	21,298	519	389	-24%	11%
New Mexico	45	1	11,635	5,464	355	-30%	-10%
Ohio	54	0	9,821	8,112	340	-12%	-14%
Colorado	45	0	9,572	1,008	333	-24%	-5%
Iowa	143	1	17,891	13,785	329	21%	8%
Minnesota	127	1	12,338	11,060	321	-3%	48%

26 - 51

	Today		Total Since 22 Jan			Change from 14d Ago* in 14 day avg of daily new	
	New Confirmed	New Deaths	Total Confirmed	Total Recovered	Total Deaths	Confirmed	Deaths
Minnesota	127	1	12,338	11,060	321	-3%	48%
New Hampshire	10	0	5,227	4,727	316	-28%	0%
California	123	1	16,939	N/A	308	7%	-4%
Virginia	105	3	13,234	1,692	289	-11%	-42%
Washington	55	1	9,325	N/A	245	-19%	-6%
N. Carolina	140	1	14,789	12,180	241	-14%	-7%
Missouri	135	0	12,348	N/A	237	3%	1%
Tennessee	271	1	21,077	15,237	229	-19%	38%
Arkansas	124	4	18,747	16,652	228	-28%	6%
Nebraska	56	1	16,485	12,344	195	-4%	14%
Kentucky	0	0	9,639	2,115	195	7%	37%
Wisconsin	78	0	12,102	10,600	186	-10%	-20%
Oklahoma	143	0	13,436	11,223	183	-18%	15%
South Dakota	159	1	12,746	10,811	182	49%	-35%
North Dakota	184	1	12,960	10,582	178	38%	85%
Idaho	104	1	16,701	7,054	172	-18%	-21%
Kansas	93	0	12,926	522	146	34%	-6%
Utah	94	0	15,320	12,736	120	-13%	-19%
West Virginia	49	1	5,174	4,106	100	-5%	33%
Oregon	54	0	5,912	1,088	99	-13%	-7%
Maine	13	1	3,226	2,778	97	34%	0%
Vermont	6	0	2,495	2,197	93	75%	-100%
Montana	50	0	6,015	4,506	84	-4%	-48%
Wyoming	60	0	6,182	5,004	64	-2%	200%
Alaska	87	1	6,481	2,385	44	-5%	0%
Hawaii	172	0	4,661	1,488	33	79%	220%

*Change from 14d ago:
Compares 14d-avgs. of Daily New Cases/Deaths
today with 14d-avgs. from 14d ago

New Cases in **California** and **Texas** account for 28% of New Cases in the US today

Sorted by Total Deaths / 1M
N/As and negative deaths are due to states
revising and updating case counts



United States: Raw Volume



1 - 25

	Today		Total Since 22 Jan			Change from 14d Ago [*] in 14 day avg of daily new	
	New Confirmed	New Deaths	Total Confirmed	Total Recovered	Total Deaths	Confirmed	Deaths
New York	572	12	429,737	74,640	32,883	3%	-20%
New Jersey	148	3	189,494	33,615	15,946	-6%	-11%
California	4,845	22	669,280	N/A	12,153	7%	-4%
Texas	4,824	118	594,173	451,776	11,699	-12%	-35%
Florida	2,974	51	600,571	N/A	10,325	-32%	-5%
Massachusetts	0	0	125,360	102,205	8,921	-14%	-3%
Illinois	1,893	6	221,594	N/A	8,089	21%	-2%
Pennsylvania	519	2	133,679	103,238	7,557	-5%	34%
Michigan	764	4	106,808	72,580	6,659	5%	17%
Georgia	1,727	40	253,949	N/A	5,132	-17%	35%
Arizona	208	15	198,103	29,147	4,771	-52%	-25%
Louisiana	1,223	59	142,943	118,120	4,746	-40%	8%
Connecticut	N/A	0	51,519	8,893	4,460	-22%	-32%
Ohio	637	3	114,802	94,825	3,978	-12%	-14%
Maryland	579	6	104,102	6,047	3,691	-19%	-21%
Indiana	615	2	85,932	64,131	3,220	6%	33%
N. Carolina	1,473	10	155,113	127,749	2,531	-14%	-7%
S. Carolina	693	11	111,988	46,118	2,504	-35%	-8%
Virginia	892	24	112,960	14,443	2,467	-11%	-42%
Mississippi	626	3	77,894	56,577	2,240	-25%	-9%
Alabama	528	2	115,060	44,684	2,013	-32%	-13%
Colorado	259	0	55,123	5,804	1,918	-24%	-5%
Washington	417	6	71,012	N/A	1,863	-19%	-6%
Minnesota	717	6	69,584	62,373	1,813	-3%	48%
Tennessee	1,854	4	143,937	104,054	1,567	-19%	38%

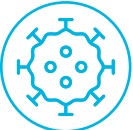
26 - 51

	Today		Total Since 22 Jan			Change from 14d Ago [*] in 14 day avg of daily new	
	New Confirmed	New Deaths	Total Confirmed	Total Recovered	Total Deaths	Confirmed	Deaths
Missouri	831	2	75,783	N/A	1,453	3%	1%
Nevada	532	0	65,601	1,599	1,197	-24%	11%
Wisconsin	453	0	70,462	61,720	1,081	-10%	-20%
Iowa	450	4	56,446	43,493	1,037	21%	8%
Rhode Island	0	0	21,022	2,031	1,030	-15%	33%
Kentucky	0	0	43,066	9,448	872	7%	37%
New Mexico	94	2	24,396	11,458	745	-30%	-10%
Oklahoma	566	1	53,165	44,409	726	-18%	15%
Arkansas	375	13	56,574	50,251	687	-28%	6%
DC	0	0	13,534	10,812	604	-9%	40%
Delaware	67	0	16,895	8,936	600	8%	-17%
New Hampshire	13	0	7,107	6,428	429	-28%	0%
Kansas	270	0	37,658	1,520	426	34%	-6%
Oregon	227	0	24,937	4,589	417	-13%	-7%
Utah	301	0	49,115	40,831	385	-13%	-19%
Nebraska	109	2	31,889	23,878	378	-4%	14%
Idaho	186	1	29,845	12,606	307	-18%	-21%
West Virginia	88	2	9,273	7,358	179	-5%	33%
South Dakota	141	1	11,276	9,564	161	49%	-35%
North Dakota	140	1	9,876	8,064	136	38%	85%
Maine	18	1	4,336	3,734	131	34%	0%
Montana	53	0	6,429	4,816	90	-4%	-48%
Vermont	4	0	1,557	1,371	58	75%	-100%
Hawaii	244	0	6,600	2,107	47	79%	220%
Wyoming	35	0	3,578	2,896	37	-2%	200%
Alaska	64	1	4,741	1,745	32	-5%	0%

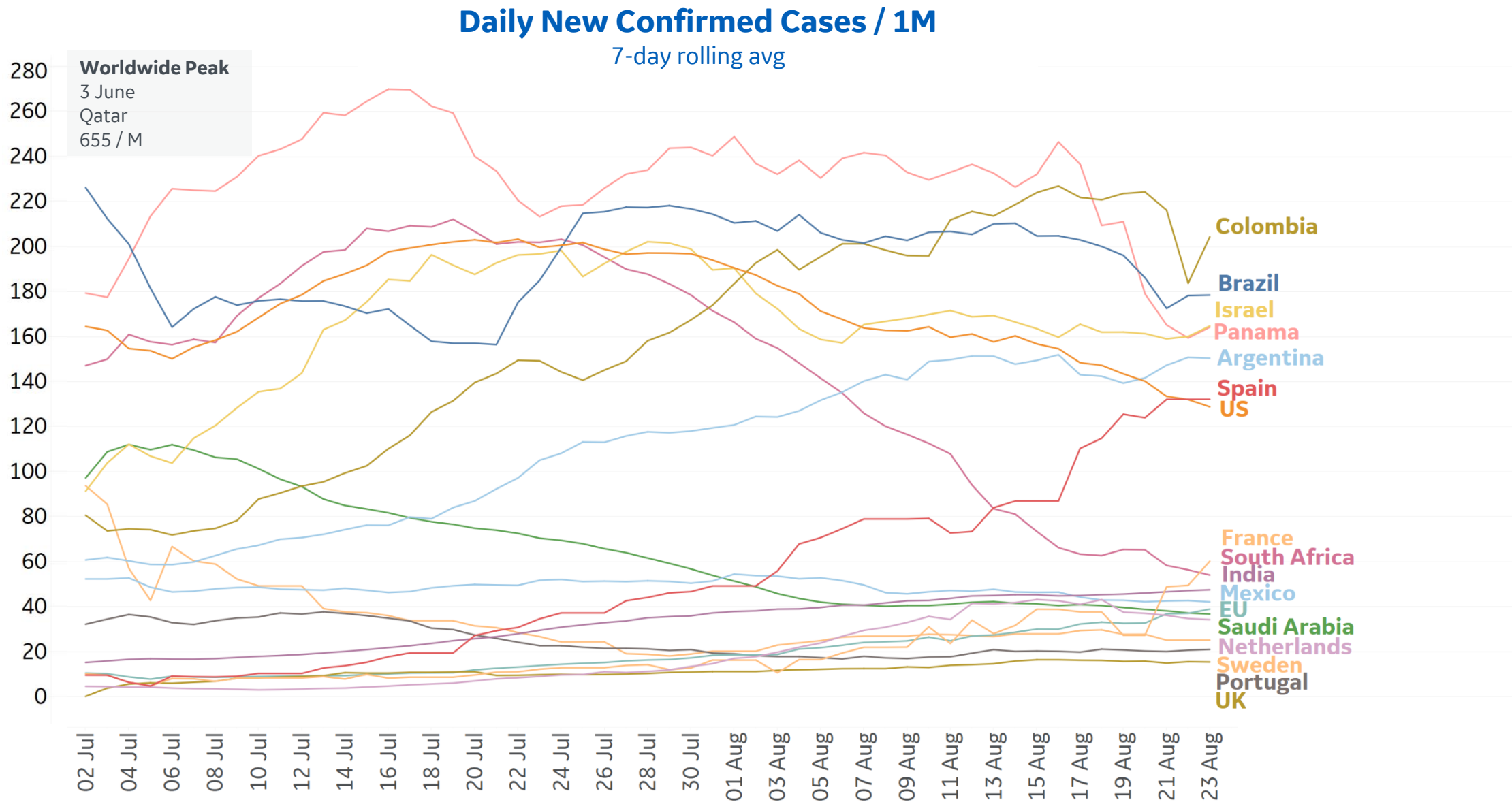
^{*}Change from 14d ago:
Compares 14d-avgs. of Daily New Cases/Deaths
today with 14d-avgs. from 14d ago

27% of New Deaths in the **US** today are reported from **Texas**

Sorted by Raw Total Deaths
N/As and negative deaths are due to states
revising and updating case counts



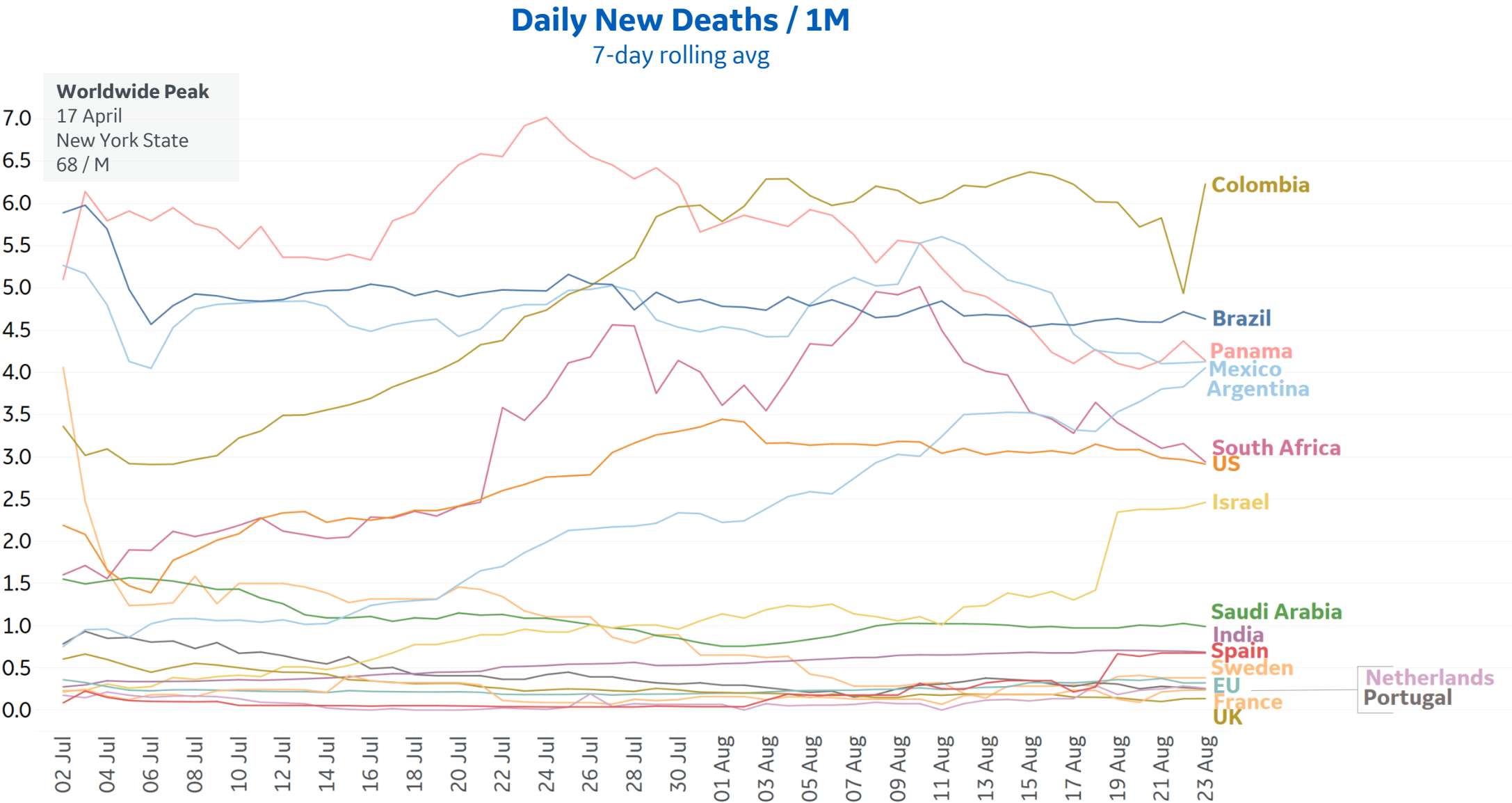
New Confirmed Cases in Select Countries





New Deaths in Select Countries

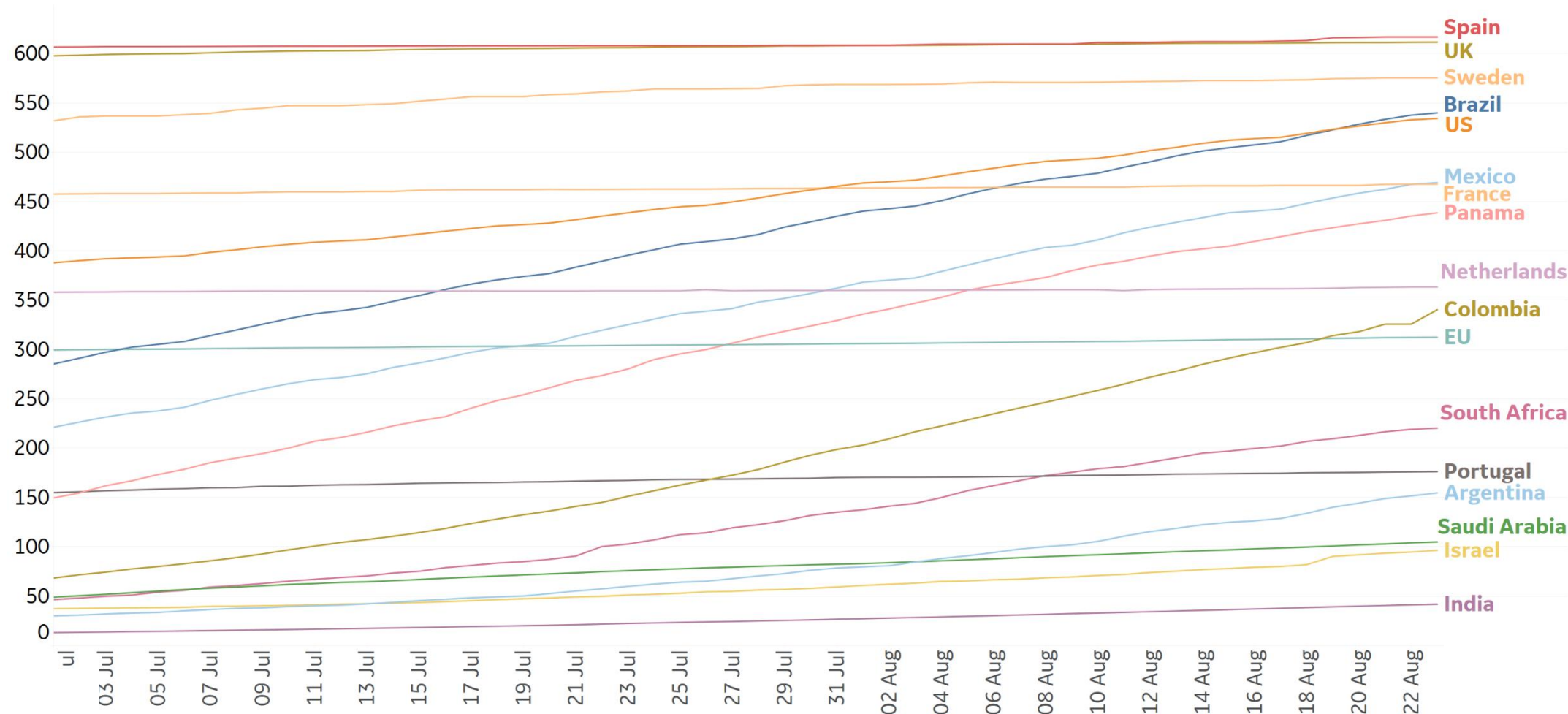
Updated 24 August 2020, 3:30 GMT





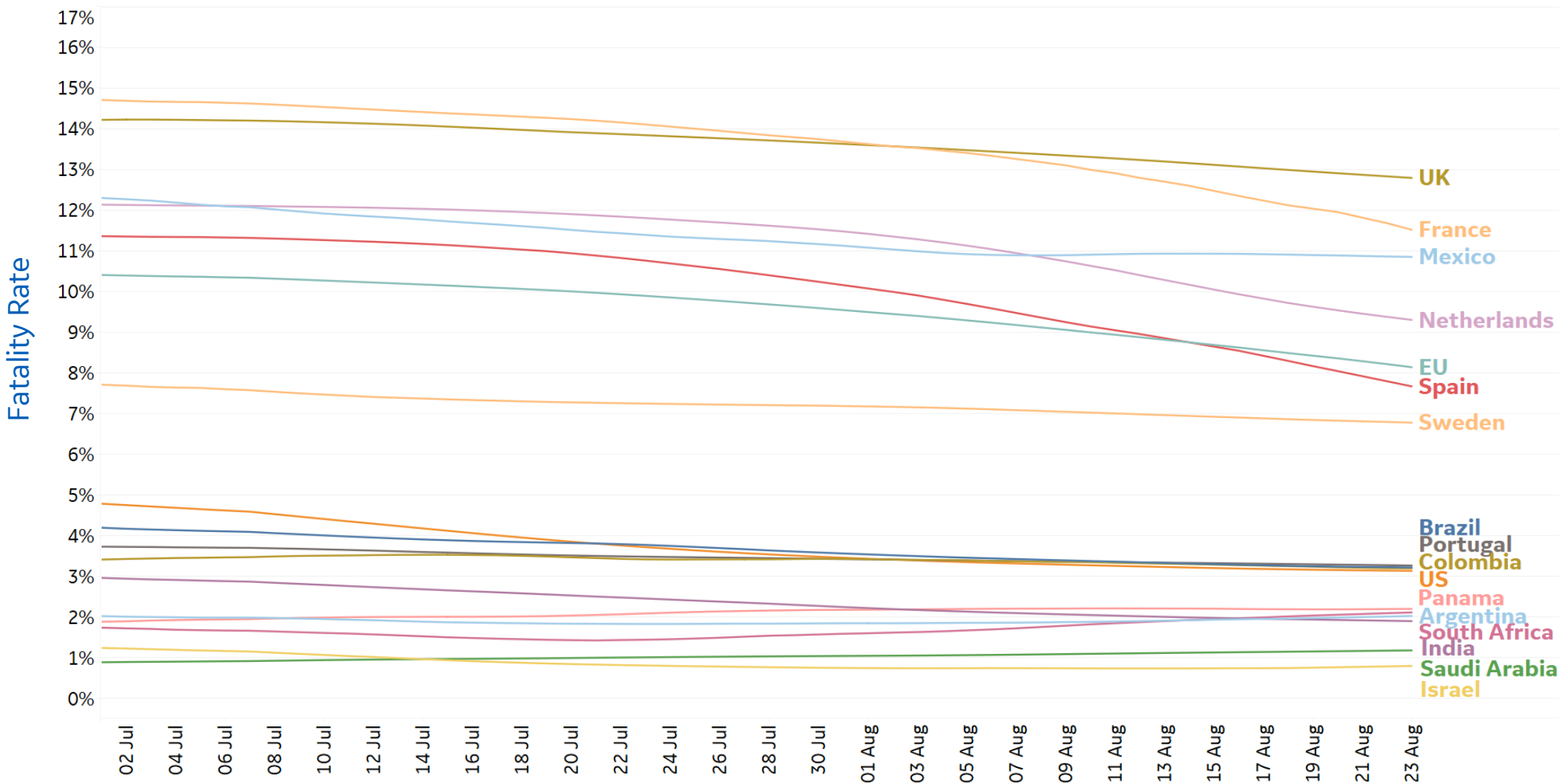
Cumulative Deaths in Select Countries

Cumulative Deaths / 1M





7-day rolling avg

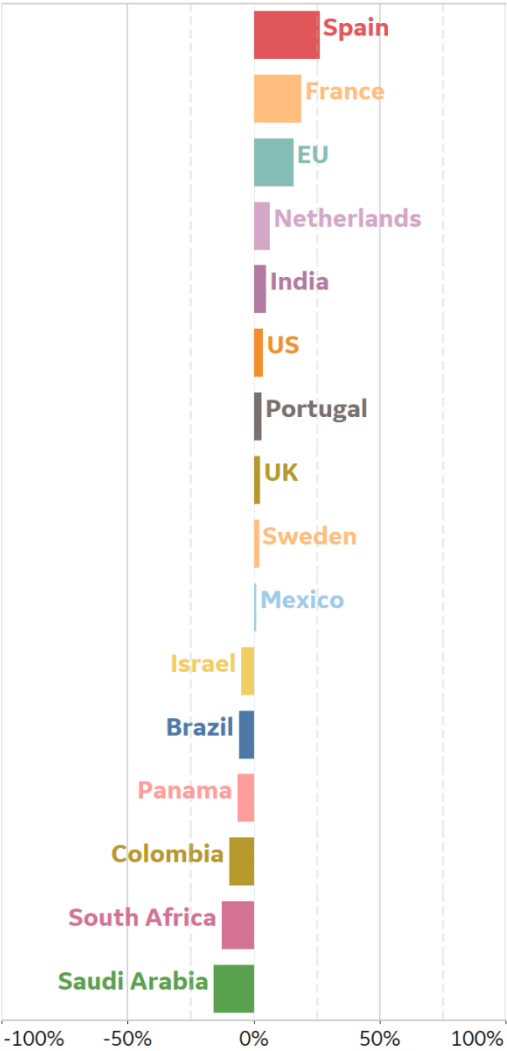




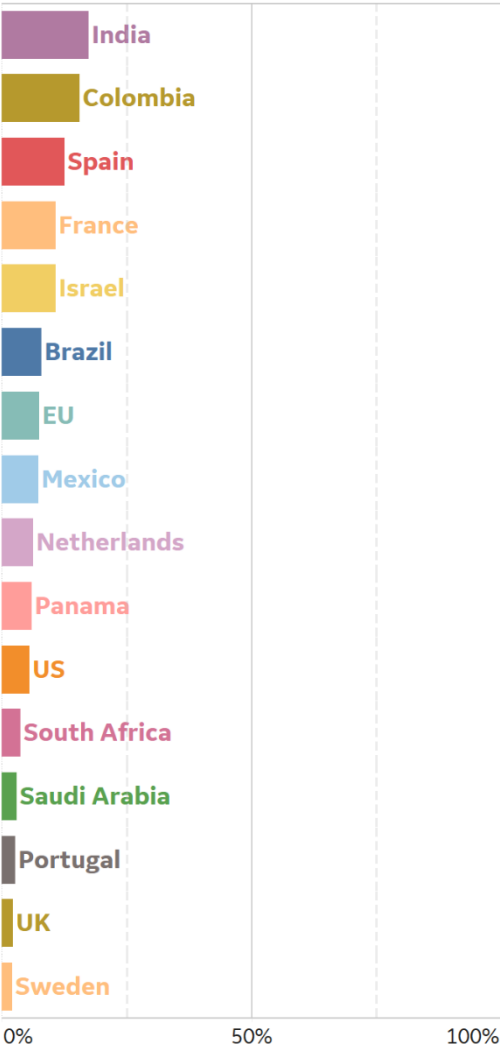
% Change in Case Volume in Select Countries

Over Previous 7 days

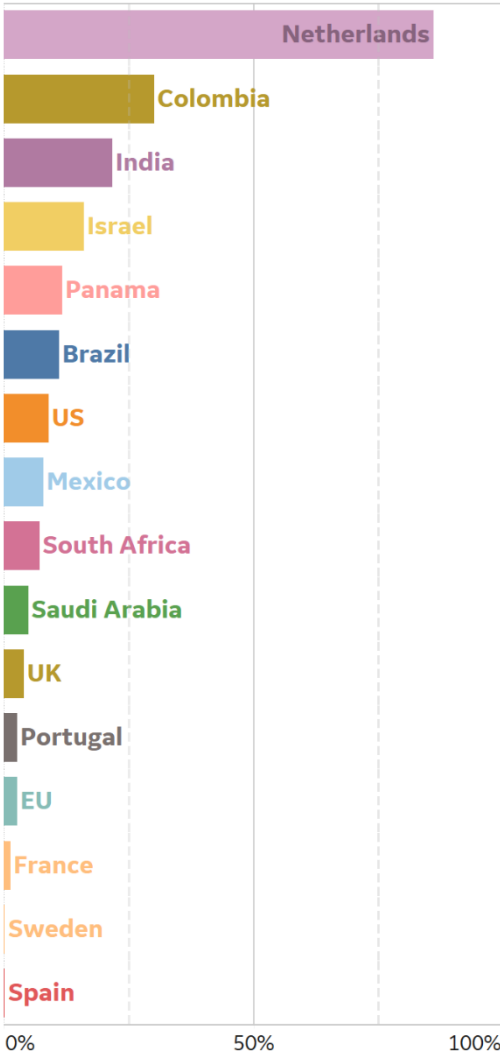
Active Cases



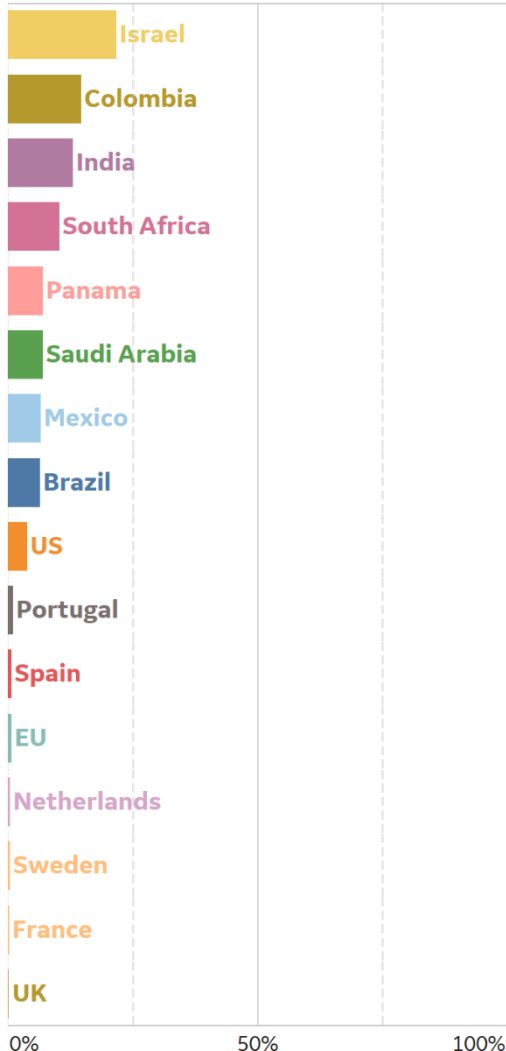
Confirmed Cases



Reported Recoveries



Reported Deaths



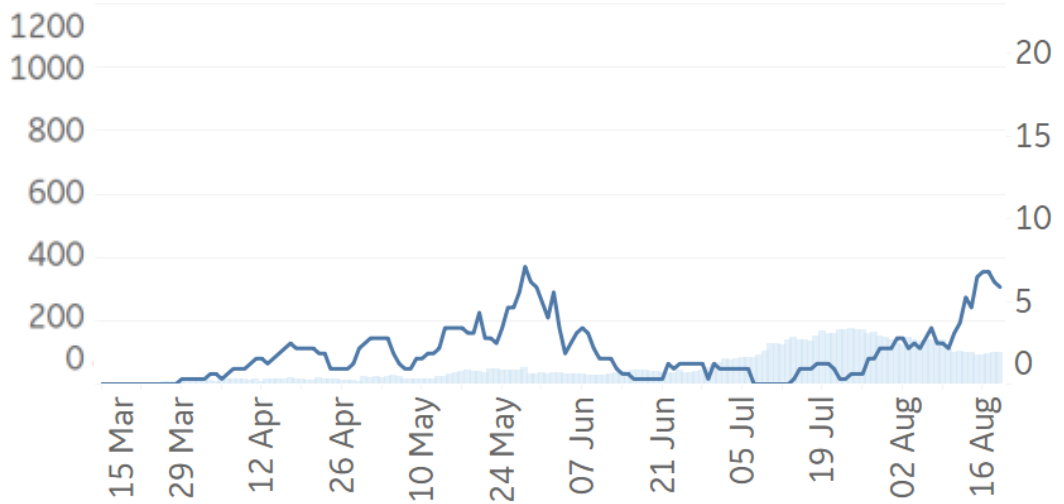


Feature: Trends in CC Ecosystem Cities

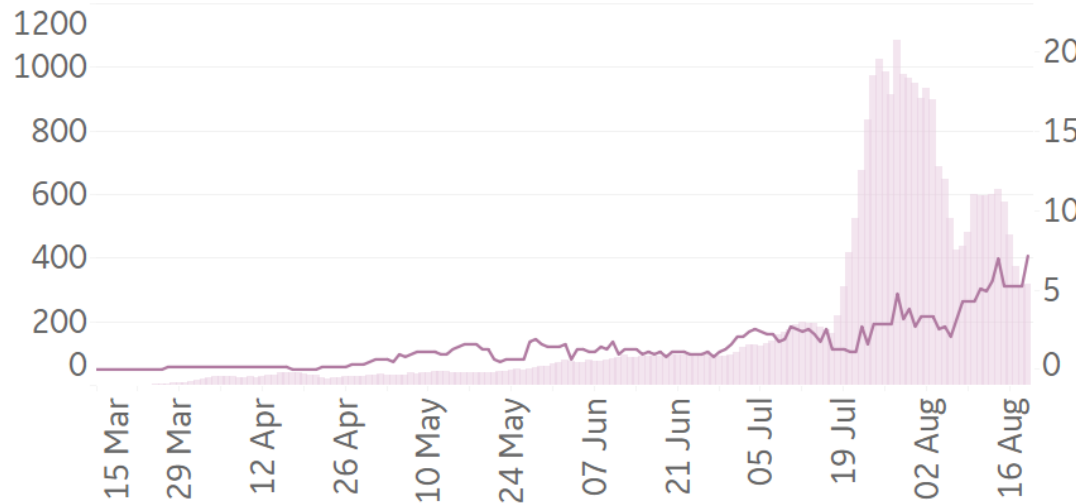
Daily New Confirmed Cases / 1M (Bars)

7-day Rolling Avg

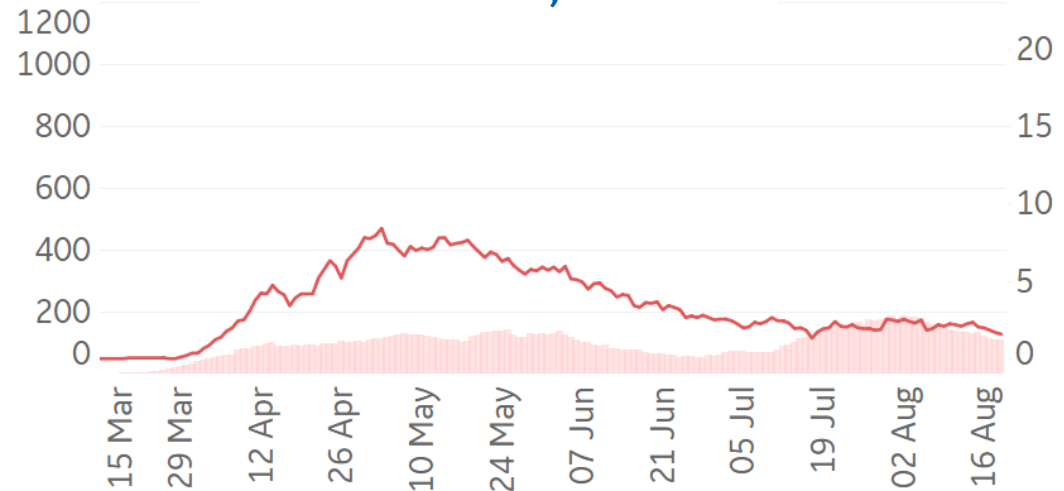
Asheville, NC



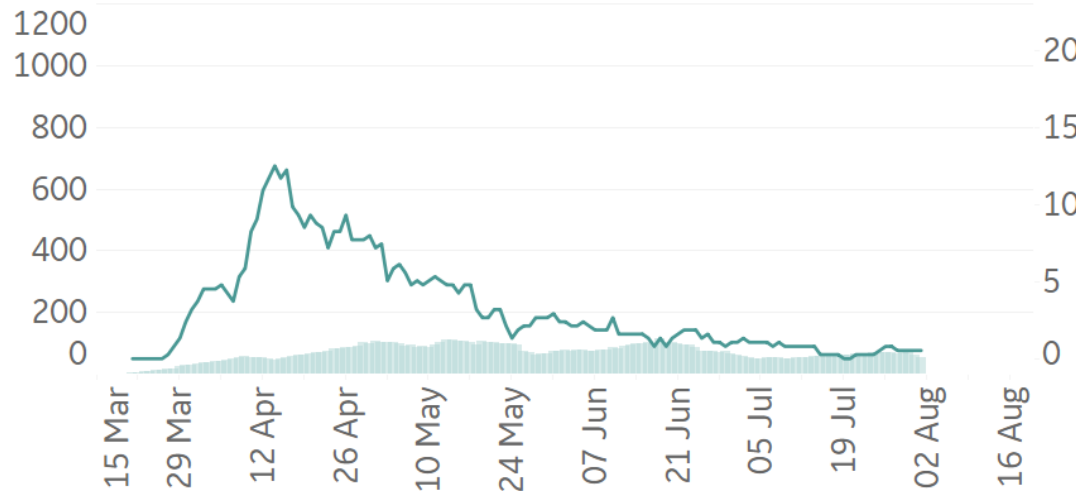
Bakersfield, CA



Baltimore, MD



Bradford, UK



Daily New Deaths / 1M (Lines)
7-day Rolling Avg

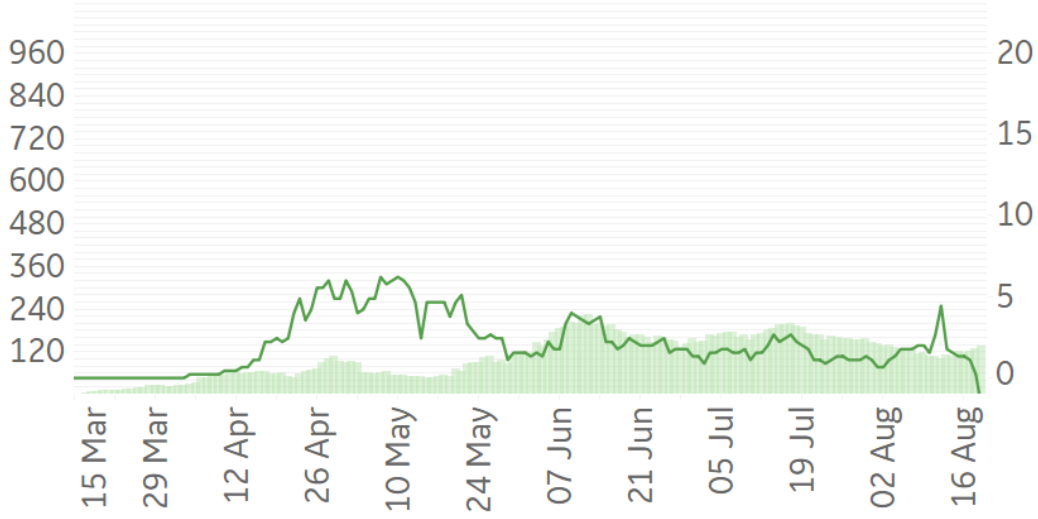


Feature: Trends in CC Ecosystem Cities

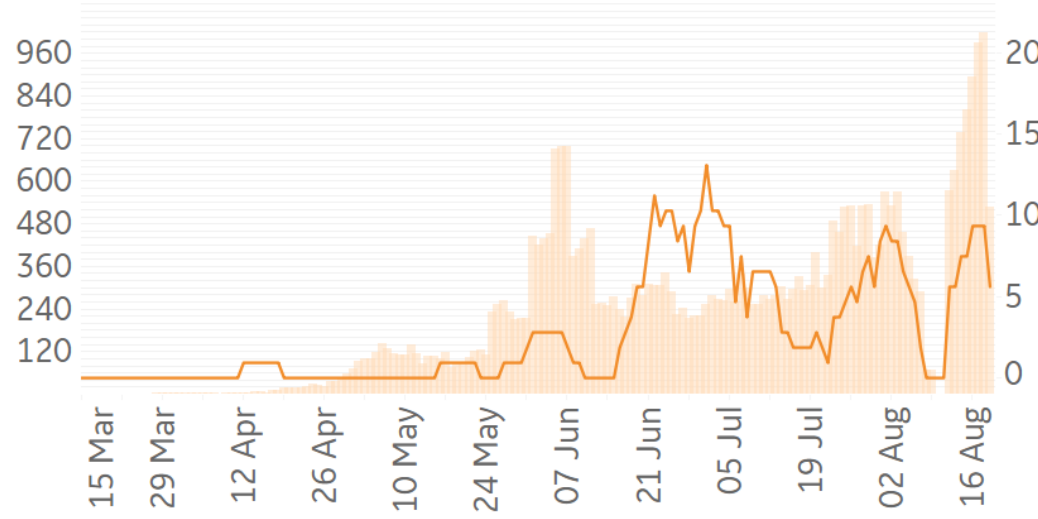
Updated 24 August 2020, 3:30 GMT 13

Durham, NC

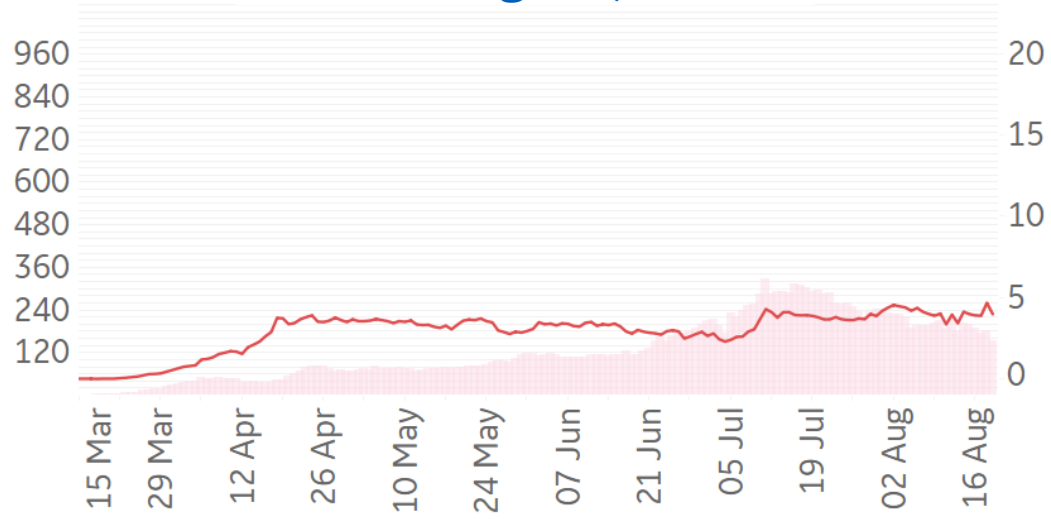
Daily New Confirmed Cases / 1M (Bars)
7-day Rolling Avg



Hanford, CA



Los Angeles, CA



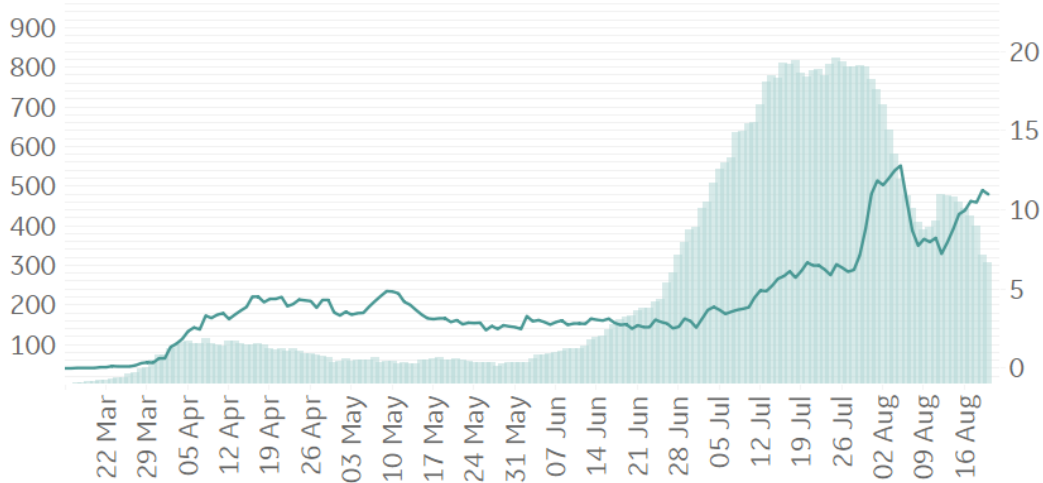
Daily New Deaths / 1M (Lines)
7-day Rolling Avg



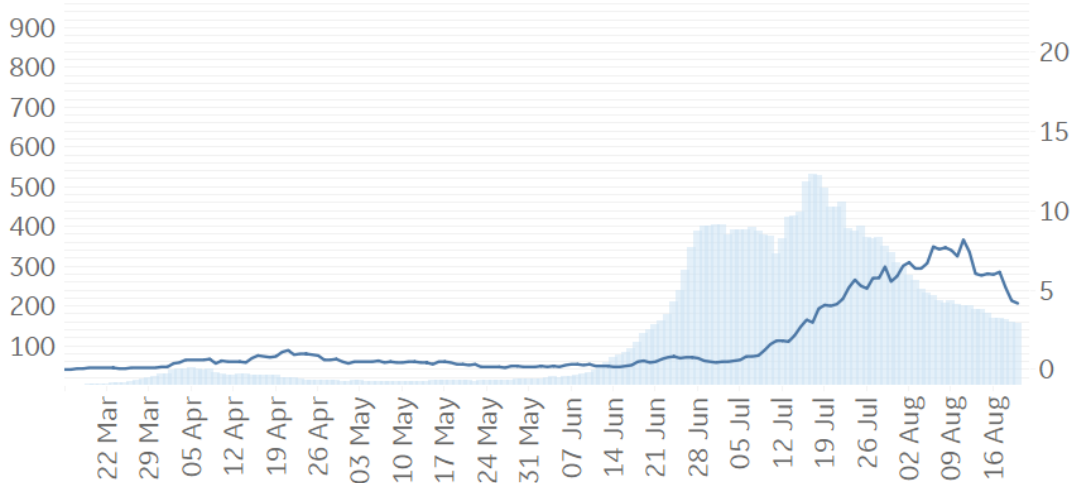
Feature: Trends in CC Ecosystem Cities

Daily New Confirmed Cases / 1M (Bars)
7-day Rolling Avg

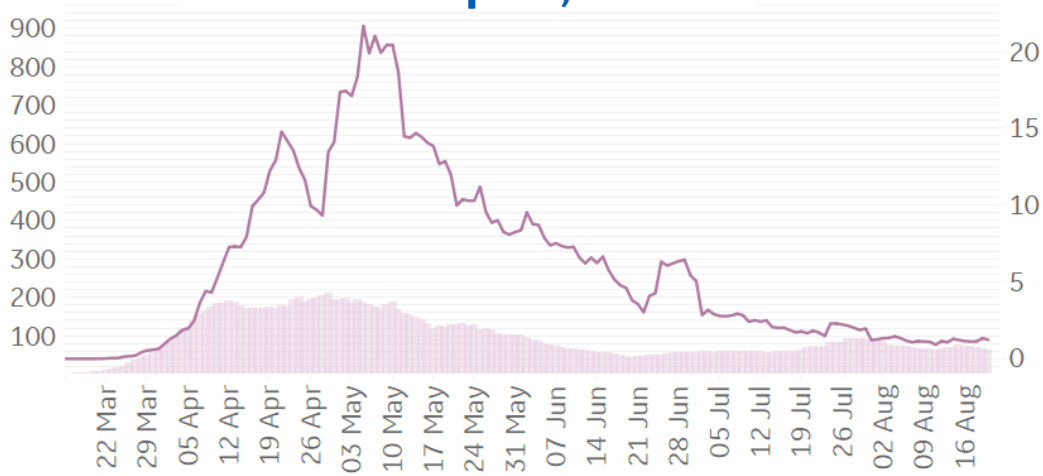
Miami, FL



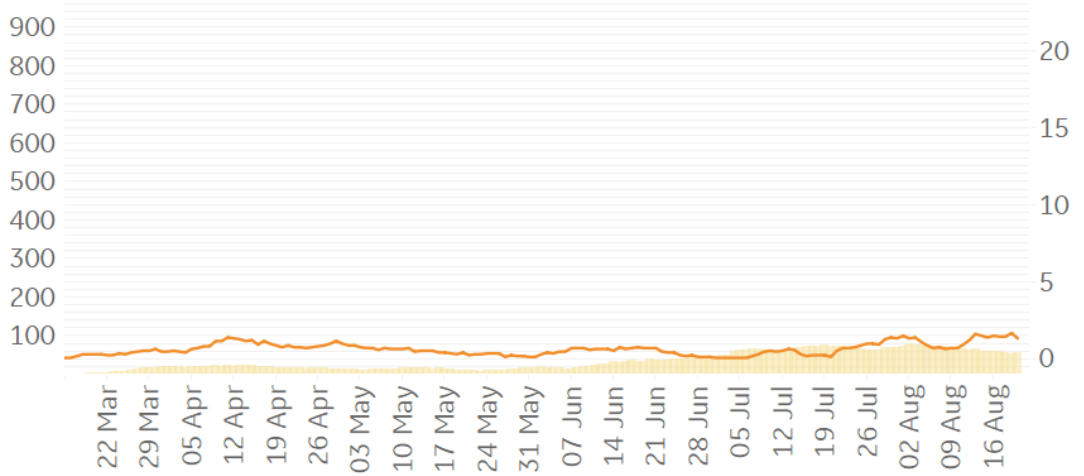
Orlando, FL



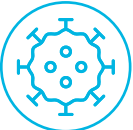
Philadelphia, PA



Portland, OR



Daily New Deaths / 1M (Lines)
7-day Rolling Avg

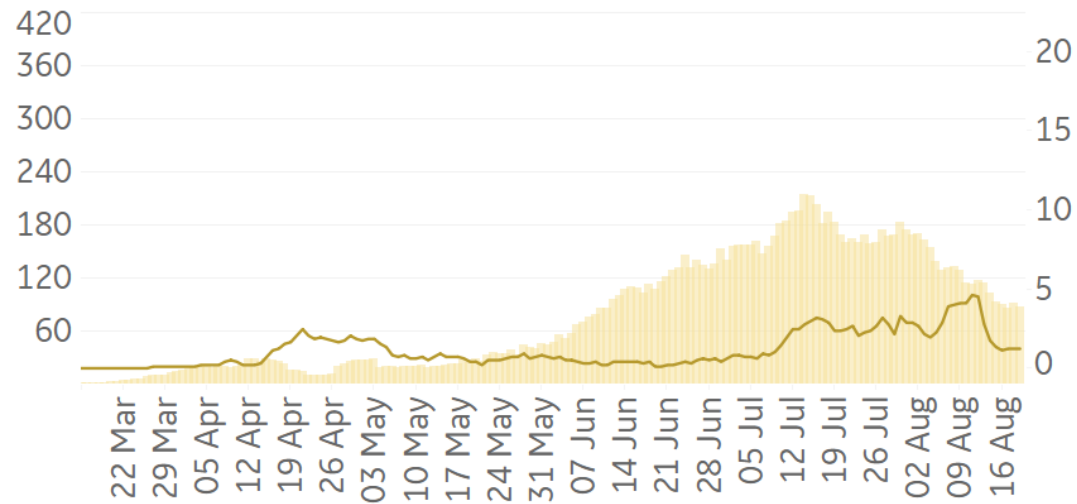


Feature: Trends in CC Ecosystem Cities

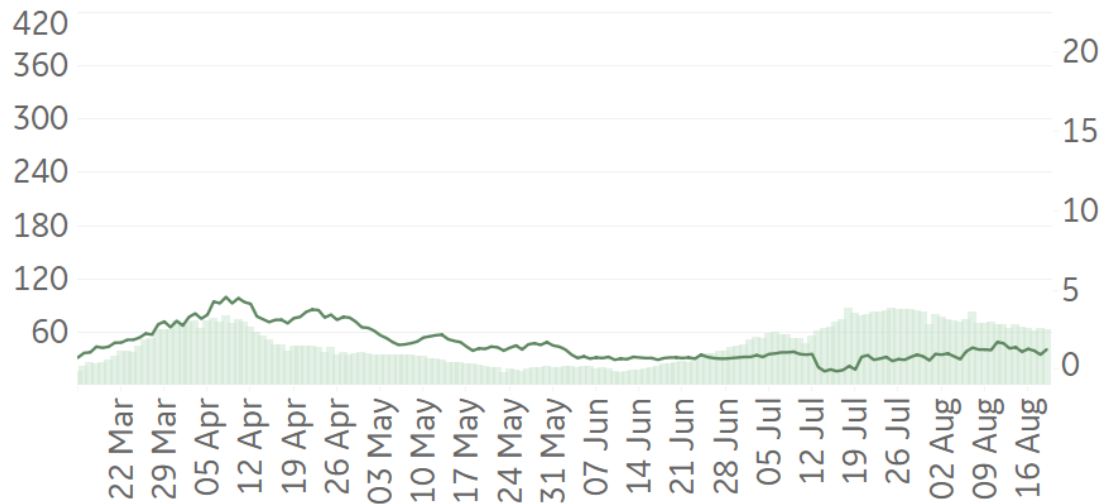
Daily New Confirmed Cases / 1M (Bars)

7-day Rolling Avg

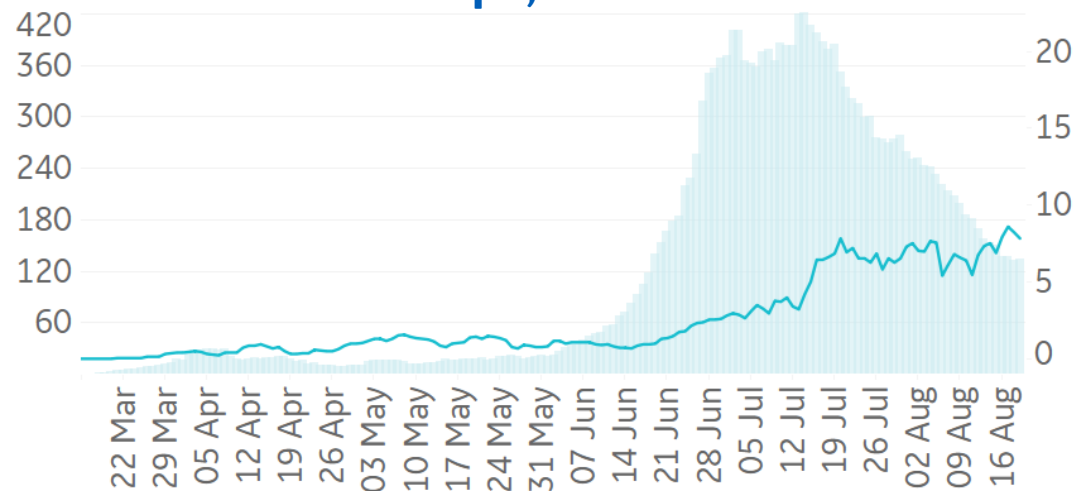
Raleigh, NC



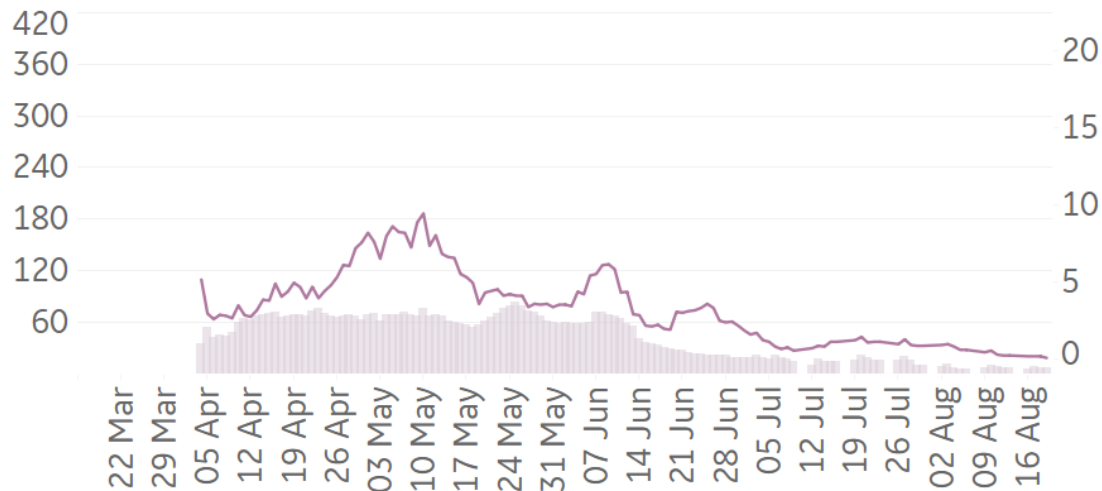
Seattle, WA



Tampa, FL



Toronto, Canada



Daily New Deaths / 1M (Lines)
7-day Rolling Avg



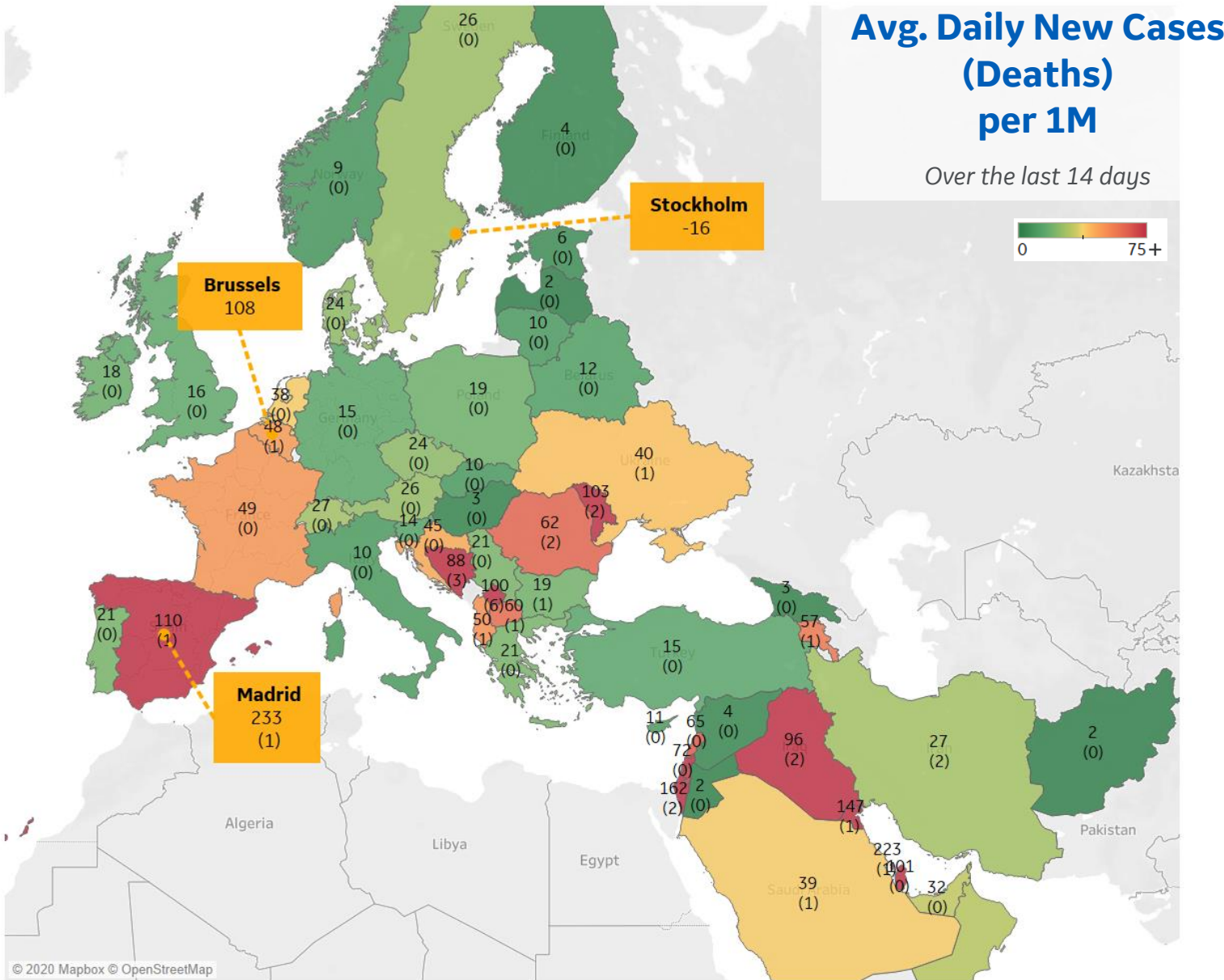
Per 1M in Region

	Today	Change
Active Cases	1,352	+1%
Confirmed	28 new	+1%
Deaths	0.5 new	+0.2%
Recovered	15 new	+1%

Most Daily New Cases / 1M

Bahrain	223
Israel	162
Kuwait	147
Spain	110
Moldova	103
Qatar	101
Kosovo	100
Iraq	96
Bos. and Herz.	88
Romania	62

* Excludes regions with population < 1M





Per 1M in Region

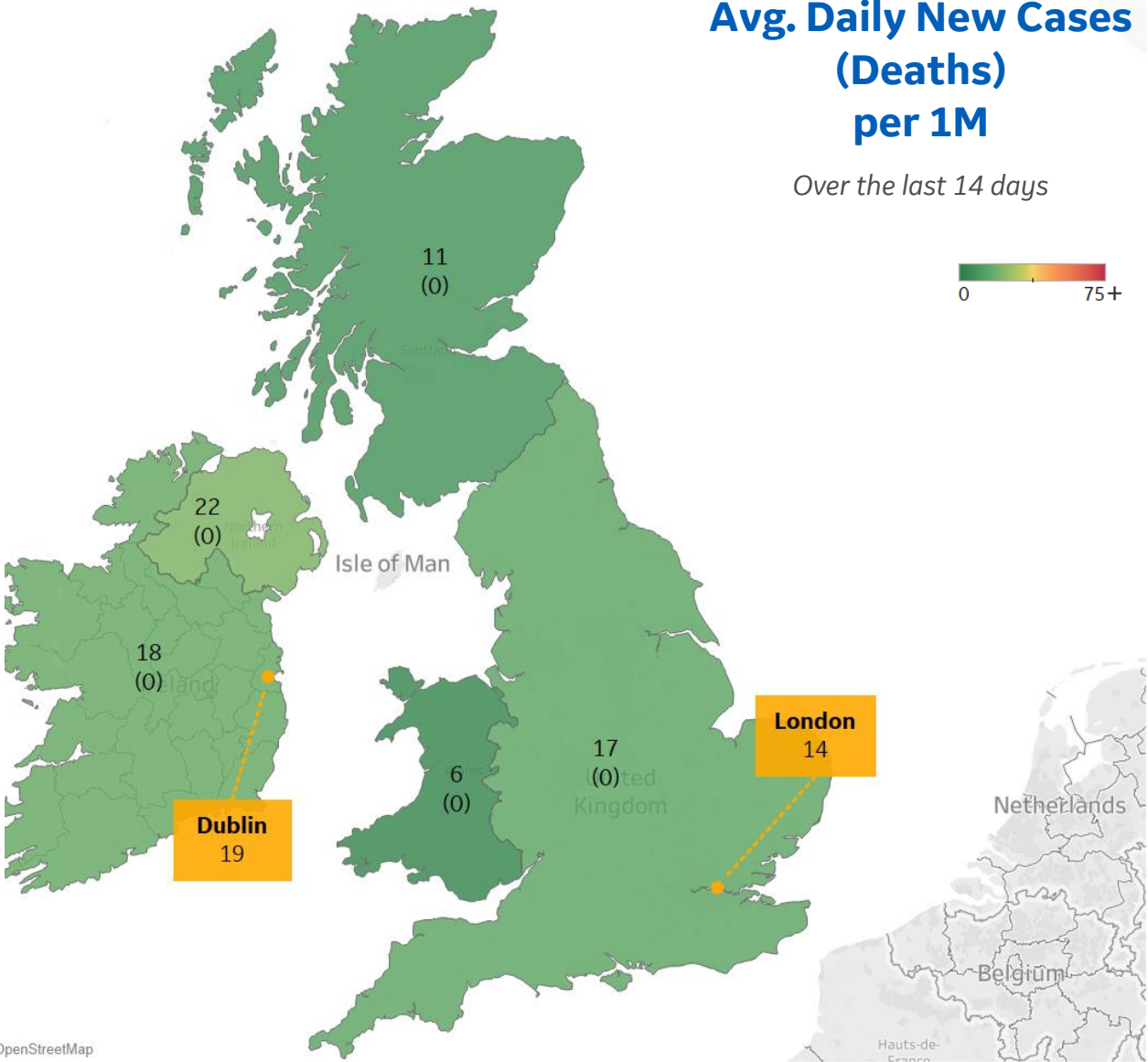
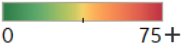
	Today	Change
Active Cases	3,947	+0.4%
Confirmed	15 new	+0.3%
Deaths	0.1 new	+0.01%
Recovered	0 new	0%

Most Daily New Cases / 1M

Northern Ireland	22
Ireland	18
England	17
Scotland	11
Wales	6

Avg. Daily New Cases (Deaths) per 1M

Over the last 14 days





Mexico

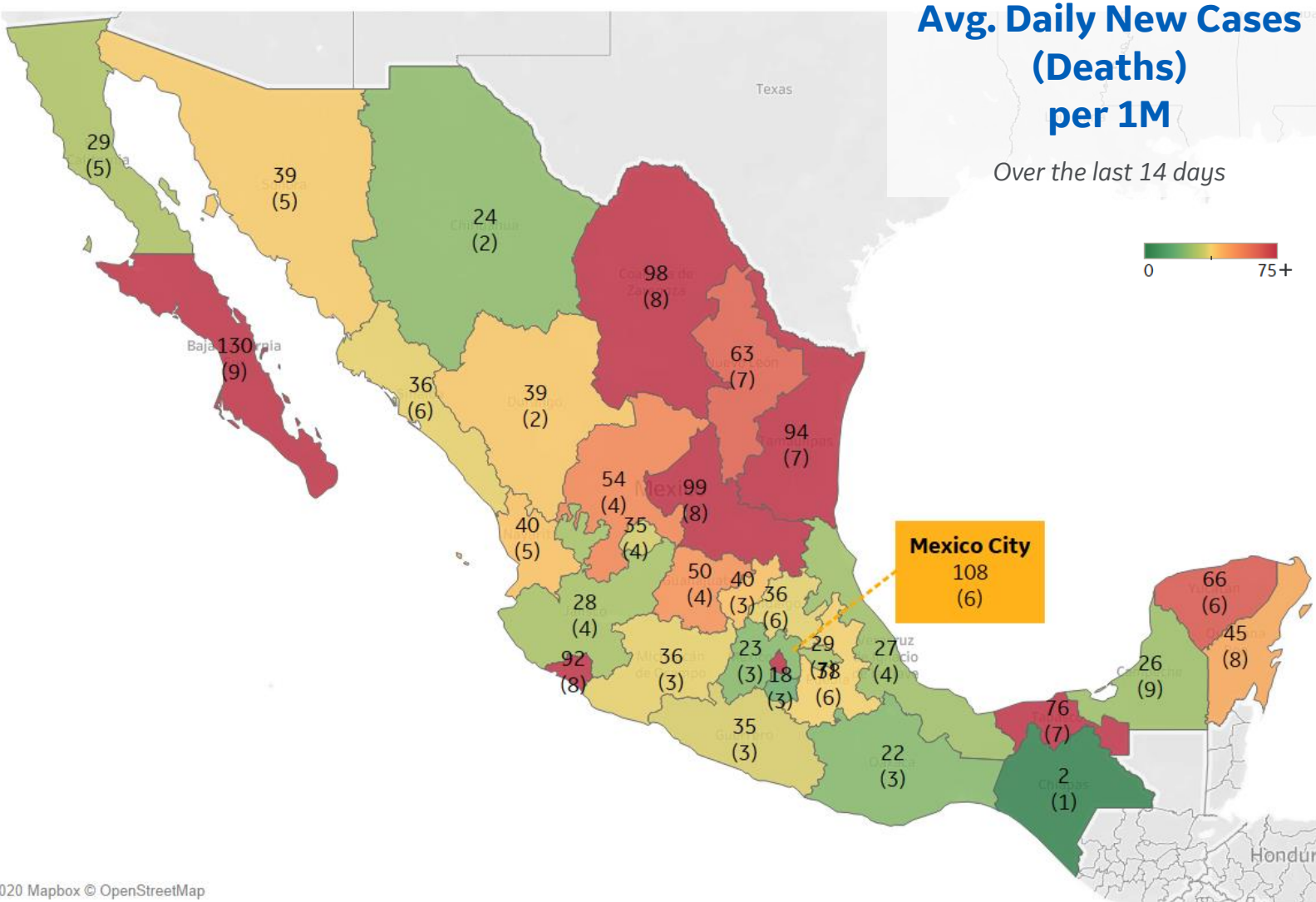


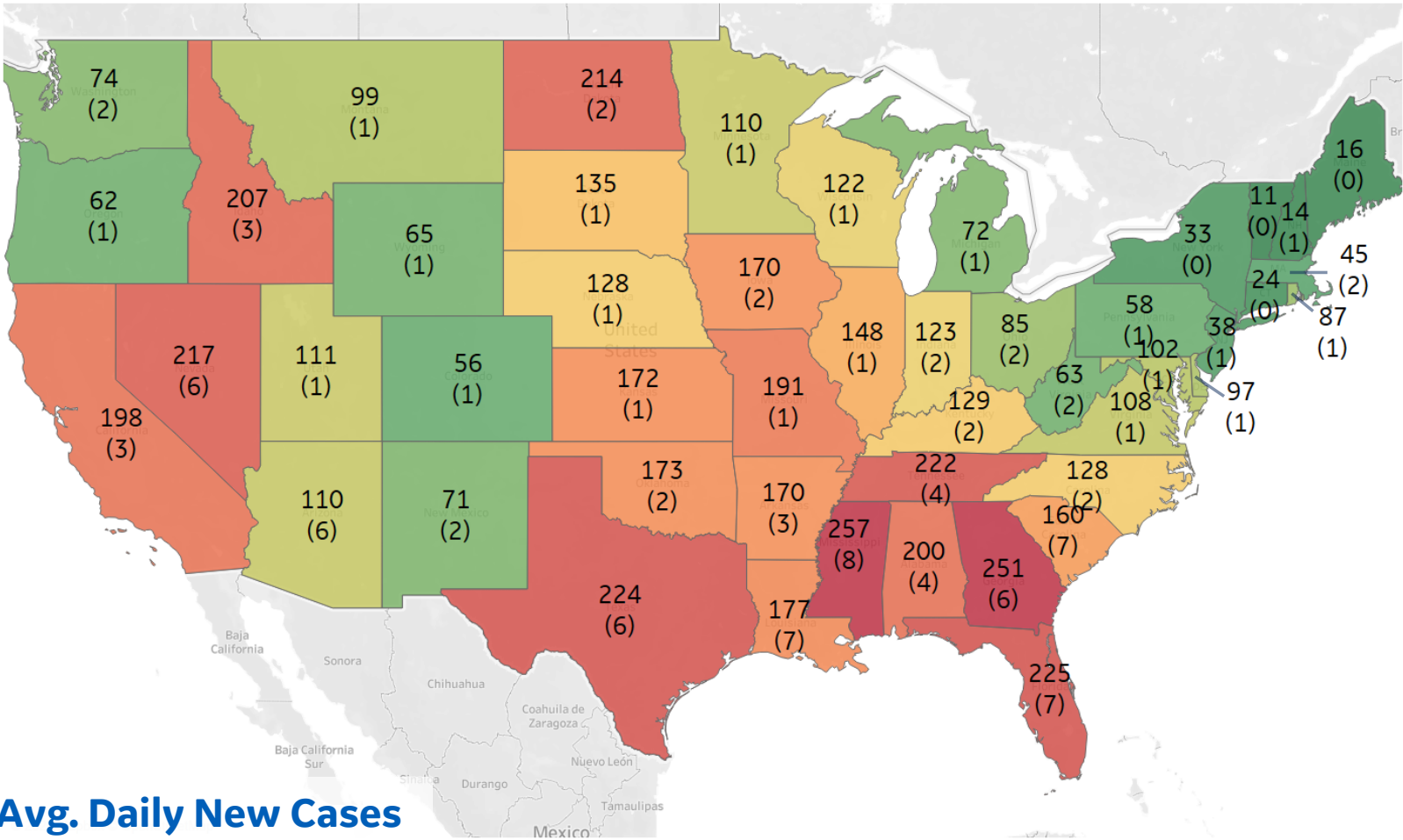
Per 1M in Region

	Today	Change
Active Cases	322	-3%
Confirmed	31 new	+1%
Deaths	2 new	+0.4%
Recovered	39 new	+1%

Most Daily New Cases / 1M

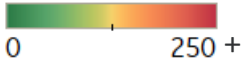
Baja California Sur	130
Distrito Federal	108
San Luis Potosí	99
Coahuila	98
Tamaulipas	94
Colima	92
Tabasco	76
Yucatán	66
Nuevo León	63
Guanajuato	50





**Avg. Daily New Cases
(Deaths)
per 1M**

Over the last 14 days



Note: Scale different from
other pages

Top 10 by New Confirmed

Avg New Confirmed Cases / 1M

Mississippi	257
Georgia	251
Florida	225
Texas	224
Tennessee	222
Nevada	217
Idaho	207
Alabama	200
California	198
Louisiana	177

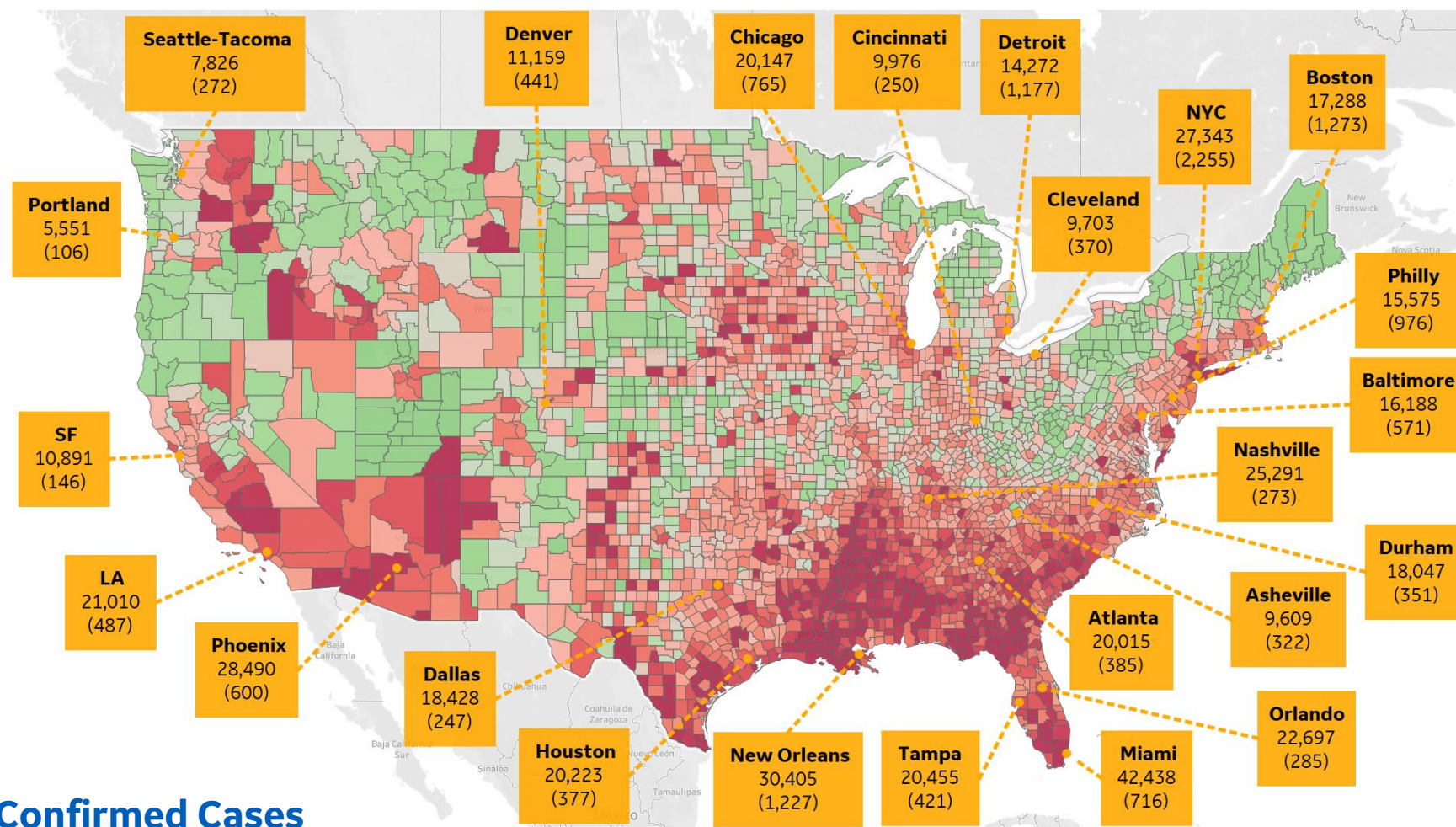
Top 10 by New Deaths

Avg New Deaths / 1M

Mississippi	8
Louisiana	7
Florida	7
South Carolina	7
Georgia	6
Texas	6
Arizona	6
Nevada	6
Alabama	4
California	3



US by County & Metro, Total to Date



Top 10 Northeast Counties

Total Confirmed Cases / 1M

Rockland County, NY	43,369
Westchester County, NY	37,921
Passaic County, NJ	36,214
Nassau County, NY	32,607
Union County, NJ	30,517
Suffolk County, NY	30,135
Hudson County, NJ	29,807
Orange County, NY	29,444
New York City*	27,843
Suffolk County, MA	26,854

Top 10 Other US Counties

Total Confirmed Cases / 1M

Miami-Dade County, FL	55,940
Nueces County, TX	49,874
Cameron County, TX	45,432
Yakima County, WA	43,113
Jefferson Parish, LA	37,298
Webb County, TX	36,616
Broward County, FL	35,404
Escambia County, FL	33,897
Davidson County, TN	32,797
Charleston County, SC	32,377

Note: Includes counties ≥ 250K population

* New York City counties aggregated into one reporting area



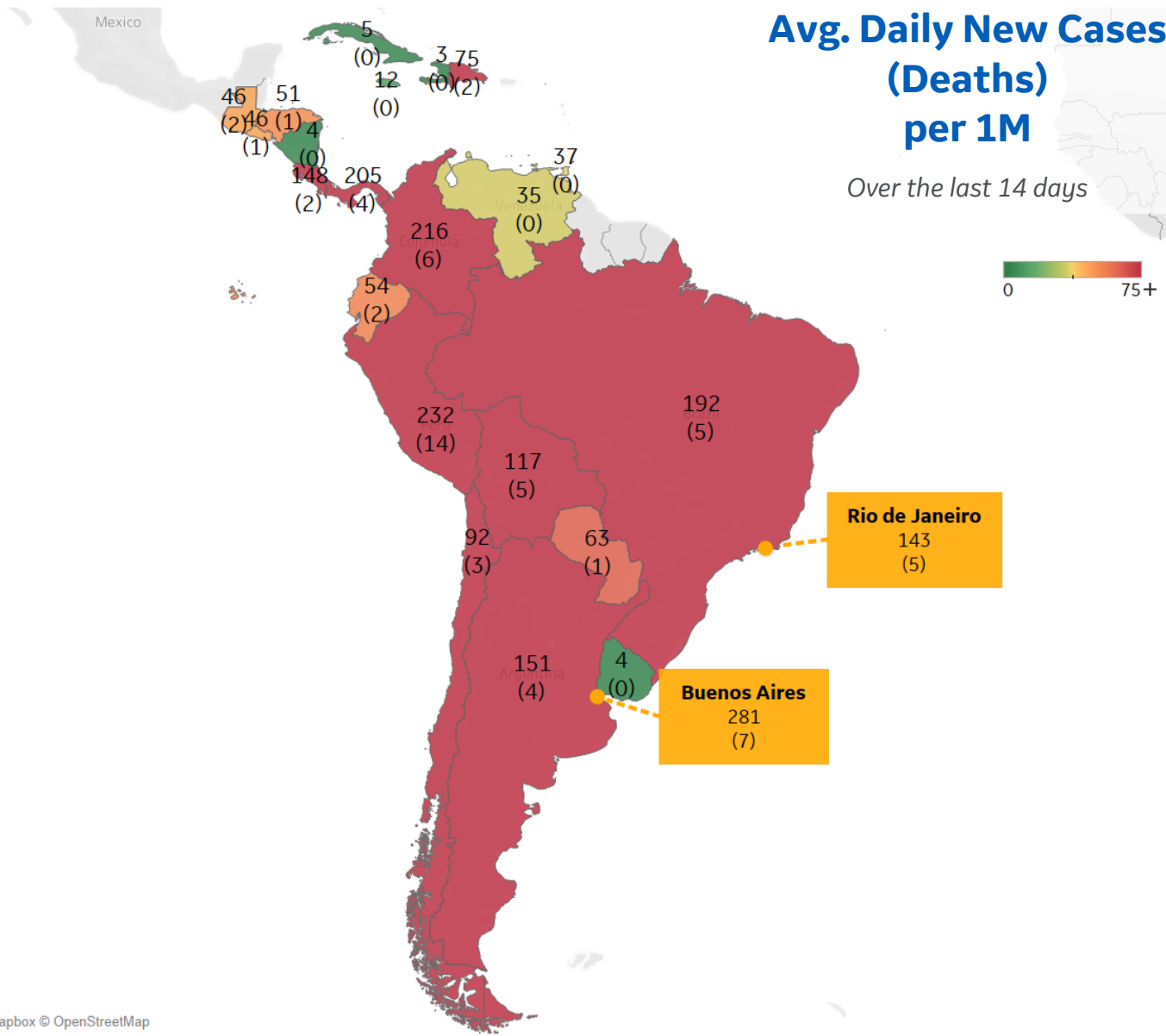
Per 1M in Region

	Today	Change
Active Cases	2,270	-3%
Confirmed	126 new	+1%
Deaths	4 new	+1%
Recovered	188 new	+2%

Most Daily New Cases / 1M

Peru	232
Colombia	216
Panama	205
Brazil	192
Argentina	151
Costa Rica	148
Bolivia	117
Chile	92
Dom. Rep.	75
Paraguay	63

* Excludes regions with population < 1M





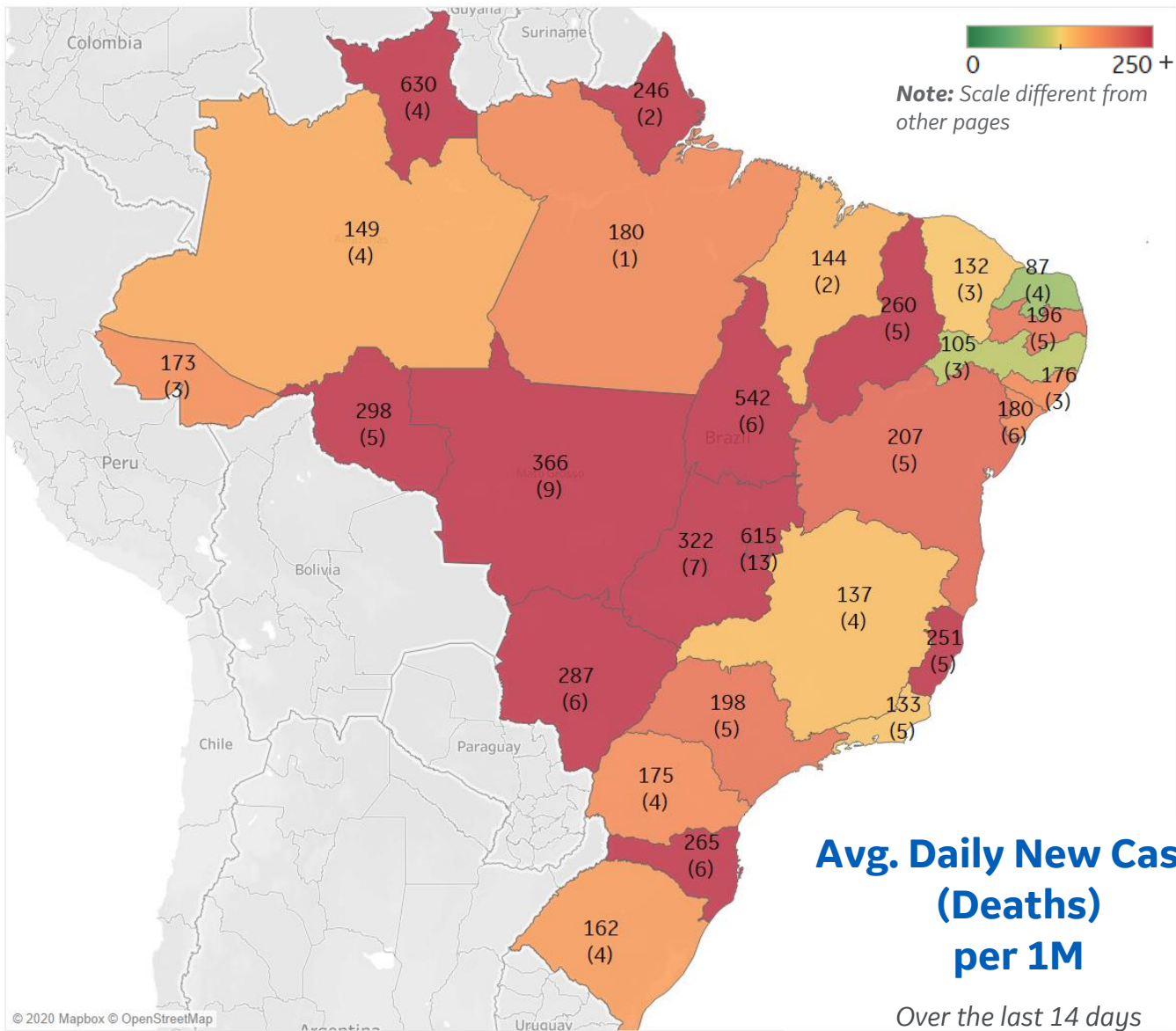
Per 1M in Region

	Today	Change
Active Cases	2,556	-2%
Confirmed	110 new	+1%
Deaths	2 new	+0.4%
Recovered	159 new	+1%

Most Daily New Cases / 1M

Distrito Federal	615
Tocantins	542
MatoGrosso	366
Goiás	322
Rondônia	298
MatoGrosso d..	287
Santa Catarina	265
Piauí	260
Espírito Santo	251
Bahia	207

* Excludes regions with population < 1M





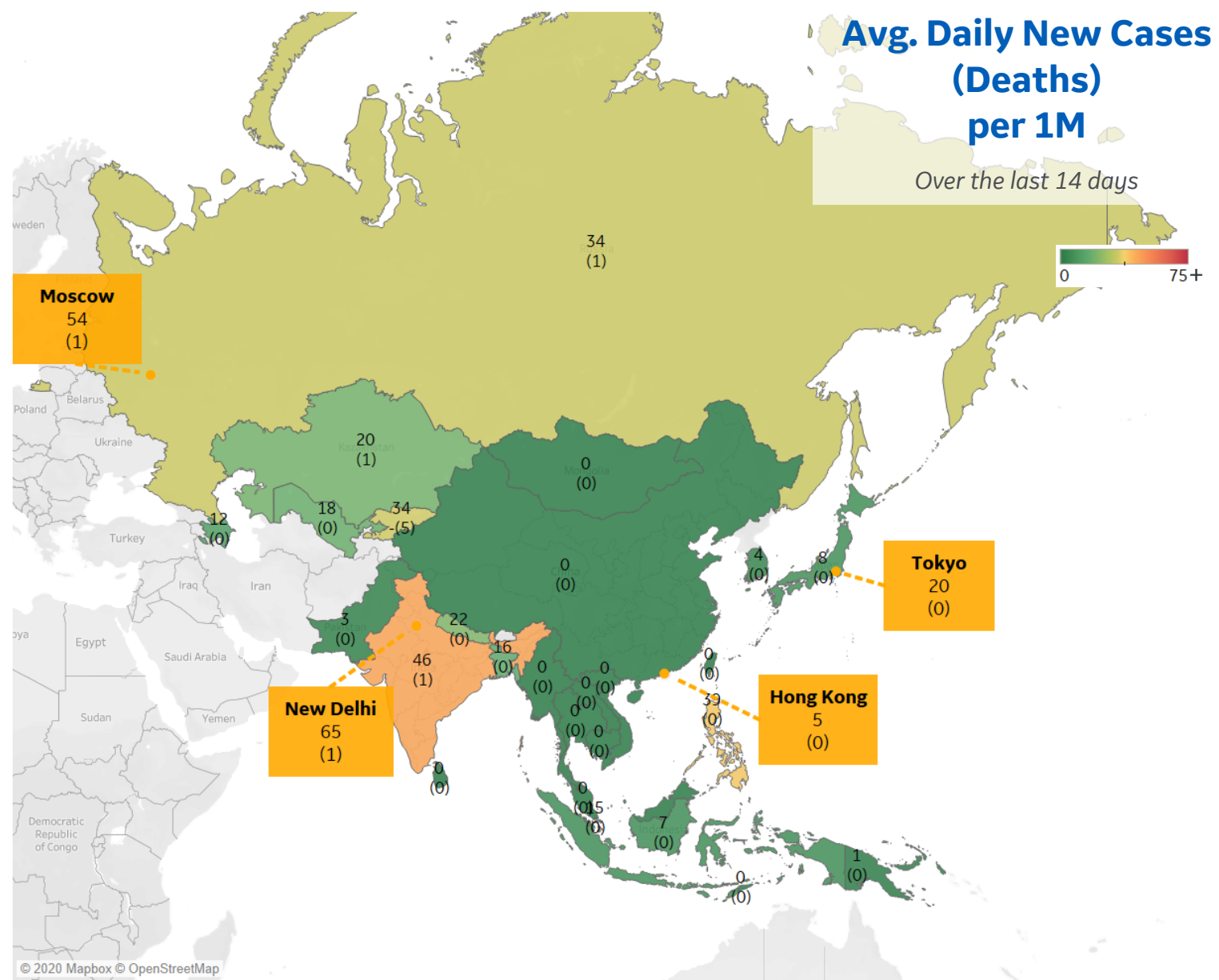
Per 1M in Region

	Today	Change
Active Cases	265	-1%
Confirmed	18 new	+1%
Deaths	0.3 new	+1%
Recovered	21 new	+2%

Most Daily New Cases / 1M

India	46
Philippines	39
Kyrgyzstan	34
Russia	34
Nepal	22
Kazakhstan	20
Uzbekistan	18
Bangladesh	16
Singapore	15
Azerbaijan	12

* Excludes regions with population < 1M





Per 1M in Region

	Today	Change
Active Cases	170	-7%
Confirmed	4 new	+0.4%
Deaths	0.5 new	+3%
Recovered	15 new	+2%

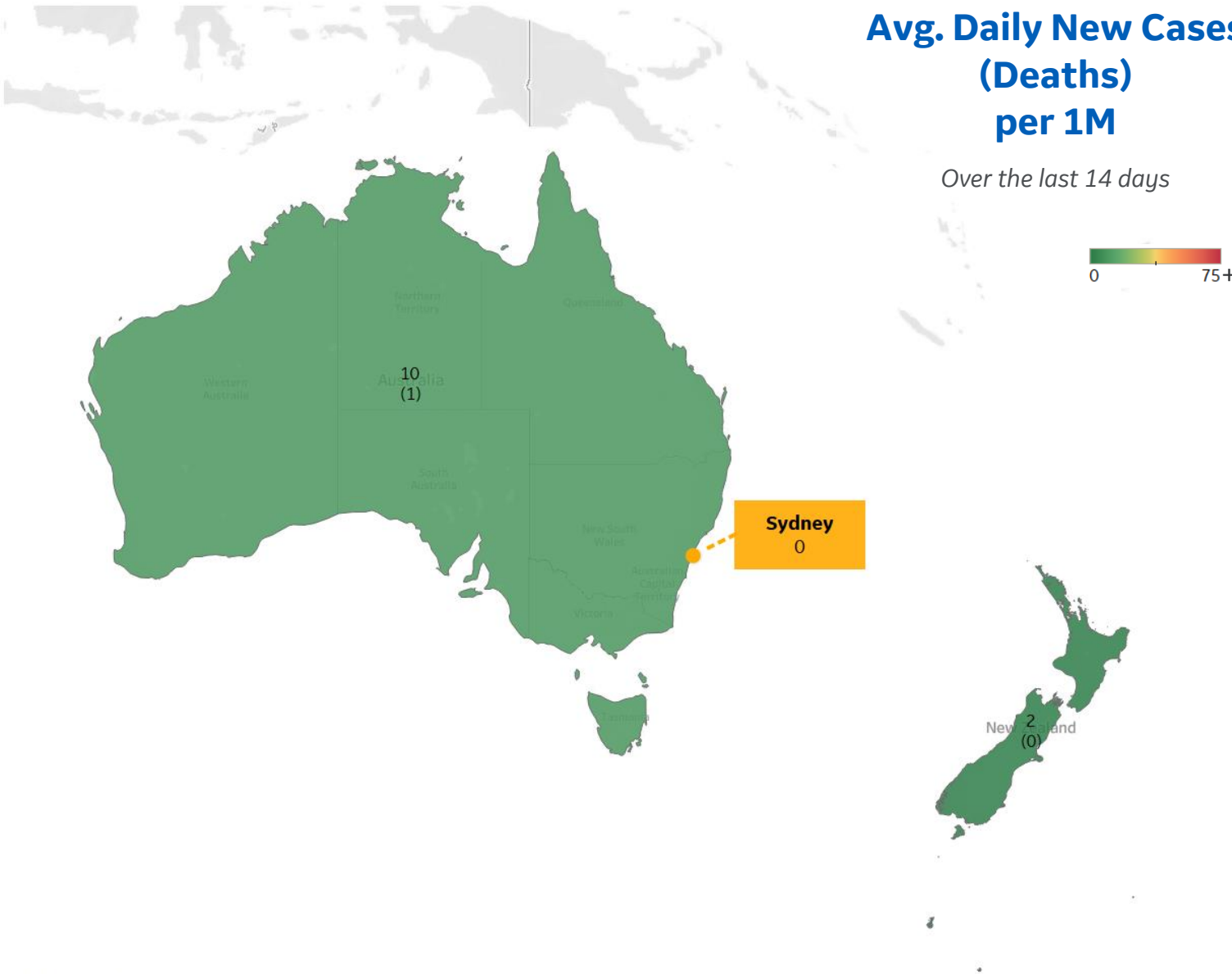
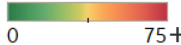
Most Daily New Cases / 1M

Australia	10
New Zealand	2

* Excludes regions with population < 1M

Avg. Daily New Cases (Deaths) per 1M

Over the last 14 days





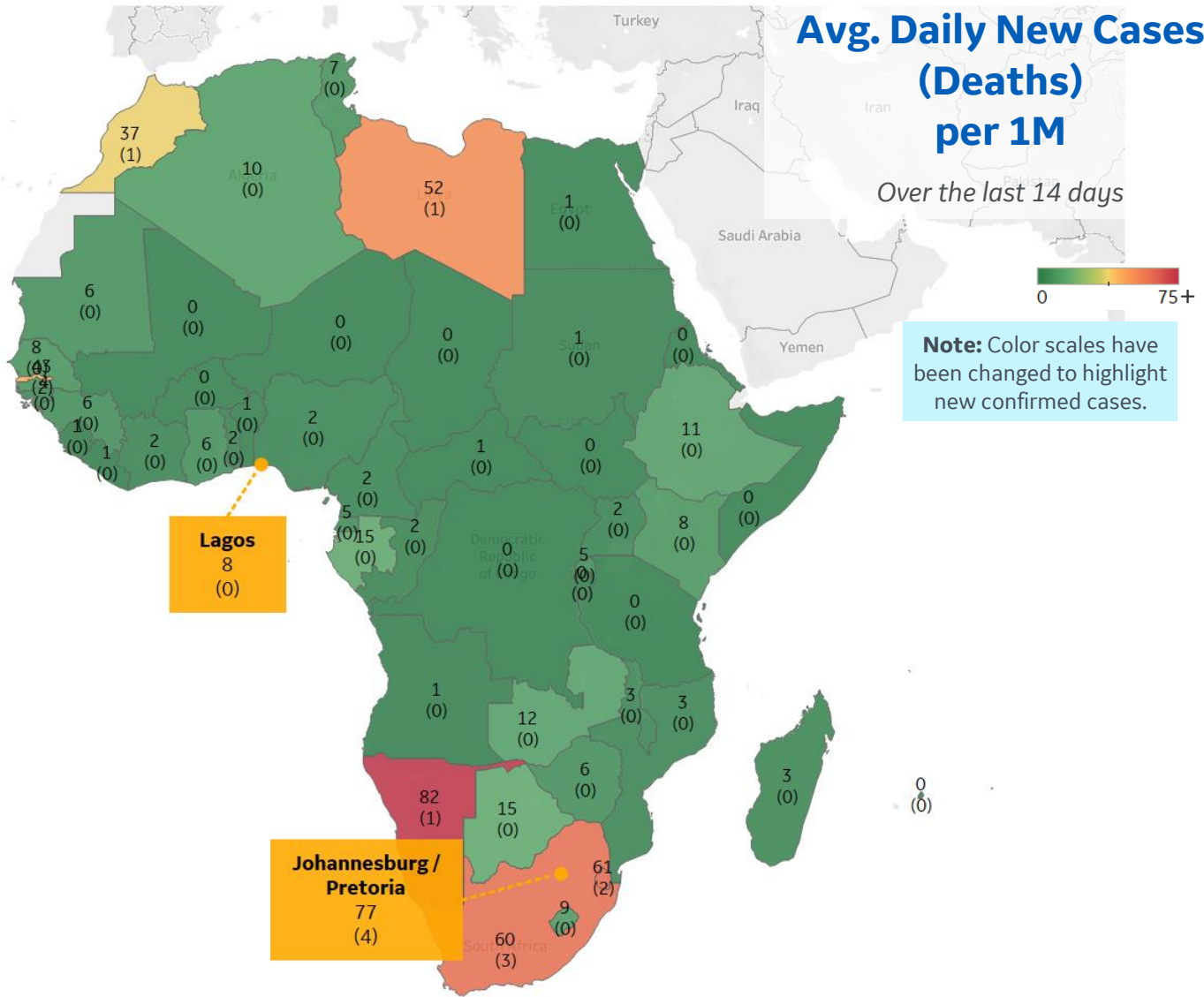
Per 1M in Region

	Today	Change
Active Cases	190	+1%
Confirmed	7 new	+1%
Deaths	0.1 new	+1%
Recovered	5 new	+1%

Most Daily New Cases / 1M

Namibia	82
Eswatini	61
South Africa	60
Libya	52
Gambia	43
Morocco	37
Botswana	15
Gabon	15
Zambia	12
Ethiopia	11

* Excludes regions with population < 1M





Sources



** Per 1M = Per 1 Million Population unless otherwise noted

Johns Hopkins Coronavirus Resource Center:

<https://coronavirus.jhu.edu/map.html>

Worldometer Coronavirus Reporting:

<https://www.worldometers.info/coronavirus/>

Public Health England:

<https://www.gov.uk/government/publications/covid-19-track-coronavirus-cases>

US Department of Homeland Security, Homeland Infrastructure Foundation-Level Data:

<https://hifld-geoplatform.opendata.arcgis.com/datasets/hospitals>

City of New York, NYC Health:

<https://www1.nyc.gov/site/doh/covid/covid-19-data.page>

Chicago Coronavirus Latest Data:

<https://www.chicago.gov/city/en/sites/covid-19/home/latest-data.html>

National Health Commission of the PRC:

<http://www.nhc.gov.cn/xcs/yqtb/202003/bf66696029ba420098164607240074f8.shtml>

Korean Centers for Disease Control and Prevention:

http://www.cdc.go.kr/cdc_eng/

CDC, Severe Outcomes Among Patients with Coronavirus Disease 2019 (COVID-19):

<https://www.cdc.gov/mmwr/volumes/69/wr/mm6912e2.htm>

Italian Department of Civil Protection, COVID Monitoring:

<http://opendatadpc.maps.arcgis.com/apps/opsdashboard/index.html#/b0c68bce2cce478eaac82fe38d4138b1>

The COVID Tracking Project:

<https://covidtracking.com/data/>

UK Office for National Statistics

<https://www.ons.gov.uk/peoplepopulationandcommunity/birthsdeathsandmarriages/deaths/bulletins/deathsregisteredweeklyinenglandandwalesprovisional/weekending24april2020>

WHO Europe, Surveillance Report:

<http://www.euro.who.int/en/health-topics/health-emergencies/coronavirus-covid-19/weekly-surveillance-report>

WHO Europe, Principles for Transition:

<http://www.euro.who.int/en/media-centre/sections/statements/2020/statement-transition-to-a-new-normal-during-the-covid-19-pandemic-must-be-guided-by-public-health-principles>

COVID-19 Information for Switzerland:

<https://www.corona-data.ch/>

Italian Ministry of Health:

<http://www.salute.gov.it/portale/nuovocoronavirus/dettaglioContenutiNuovoCoronavirus.jsp?lingua=italiano&id=5351&area=nuovoCoronavirus&menu=vuoto>

New South Wales Government:

<https://www.health.nsw.gov.au/Infectious/diseases/Pages/covid-19-latest.aspx>

Provincial Health Services Authority of Canada. BC Center for Disease Control:

<http://www.bccdc.ca/about/news-stories/stories/2020/information-on-novel-coronavirus>

Coronavirus Cases in Japan by Prefecture, Nippon Communications Foundation:

<https://www.nippon.com/en/japan-data/h00657/coronavirus-cases-in-japan-by-prefecture.html>

Secretary of Health, Mexico:

<https://www.gob.mx/salud/en>

OECD Economic Outlooks, Statistics:

https://www.oecd-ilibrary.org/economics/data/oecd-economic-outlook-statistics-and-projections_eo-data-en

Public Health Authority of Sweden:

<https://www.folkhalsomyndigheten.se/smittskydd-beredskap/utbrott/aktuella-utbrott/covid-19/bekraftade-fall-i-sverige>

National Public Health Agency of France:

<https://www.santepubliquefrance.fr/regions/ile-de-france/documents/bulletin-regional/2020/covid-19-point-epidemiologique-en-ile-de-france-du-23-avril-2020>

Florida Department of Health, COVID-19 Response:

<https://floridahealthcovid19.gov>

CDC:

<https://www.cdc.gov/covid-data-tracker/index.html#demographics>

CDC Provisional COVID19 Deaths Counts

<https://data.cdc.gov/NCHS/Provisional-COVID-19-Death-Counts-by-Sex-Age-and-S/9bhg-hcku>

Johns Hopkins Coronavirus Resource Center:

<https://coronavirus.jhu.edu/map.html>

CIA World Factbook:

<https://www.cia.gov/library/publications/resources/the-world-factbook/>