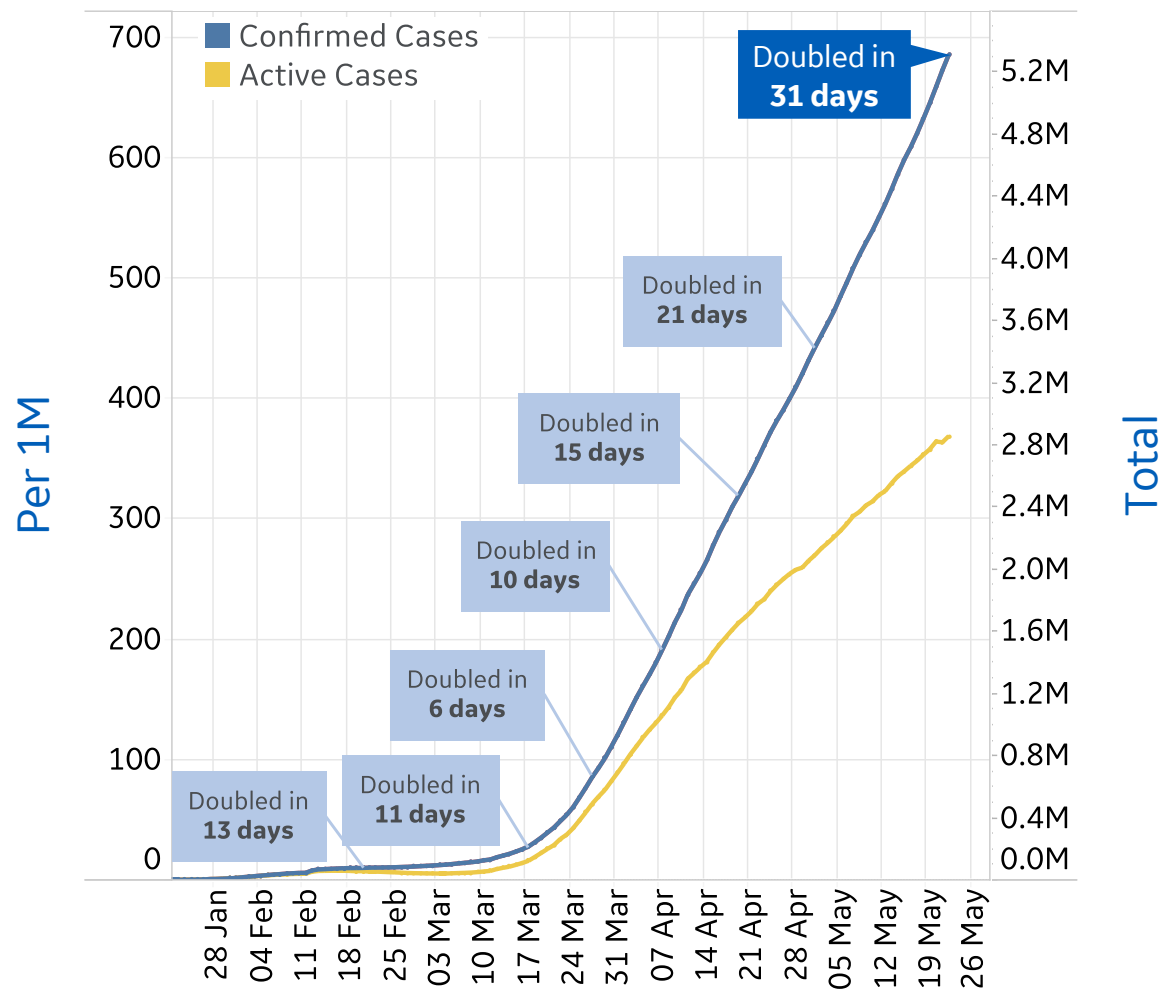




# Global Confirmed & Active Cases

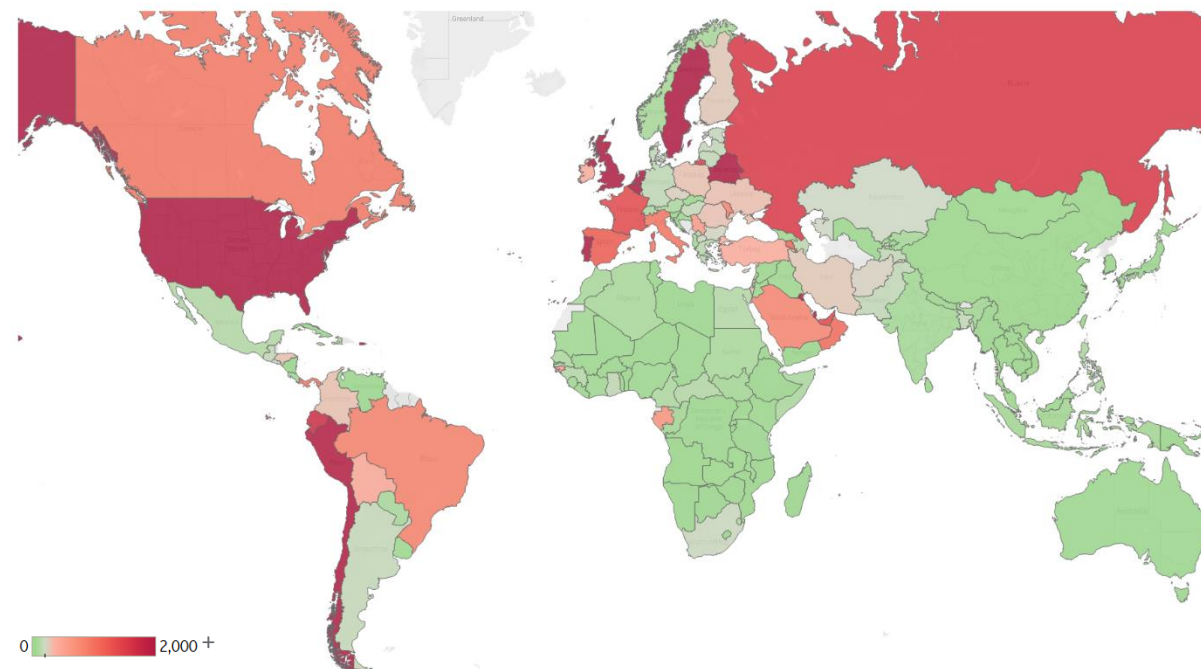


## Trend since 22 Jan



## Today per 1M

Active cases = Confirmed - Recovered - Deaths



Per 1M:	Today	Change
Active Today	369	+1%
Active	5 new	+1%
Confirmed	13 new	+2%
Deaths	1 new	+1%
Recovered	7 new	+3%



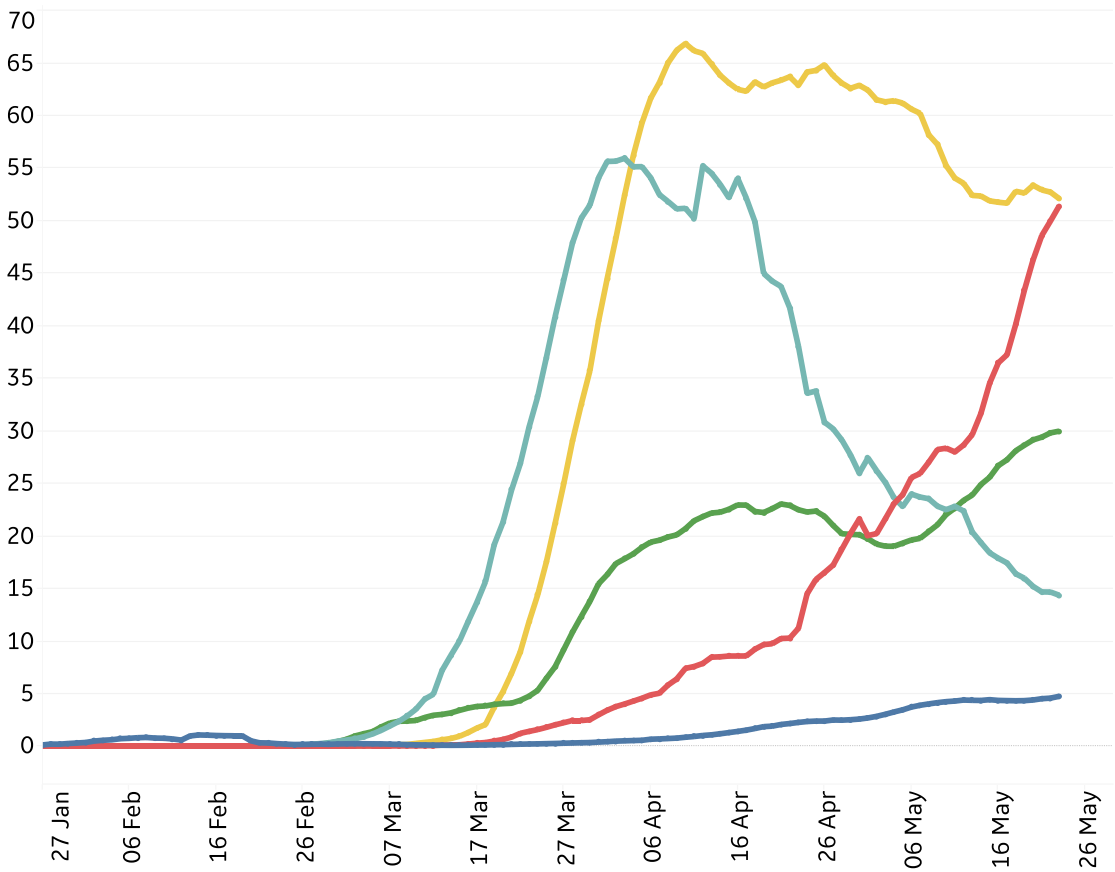
# New Confirmed Cases & New Deaths



Key **North America** **Europe** **Middle East** **Central/South America** **Asia**

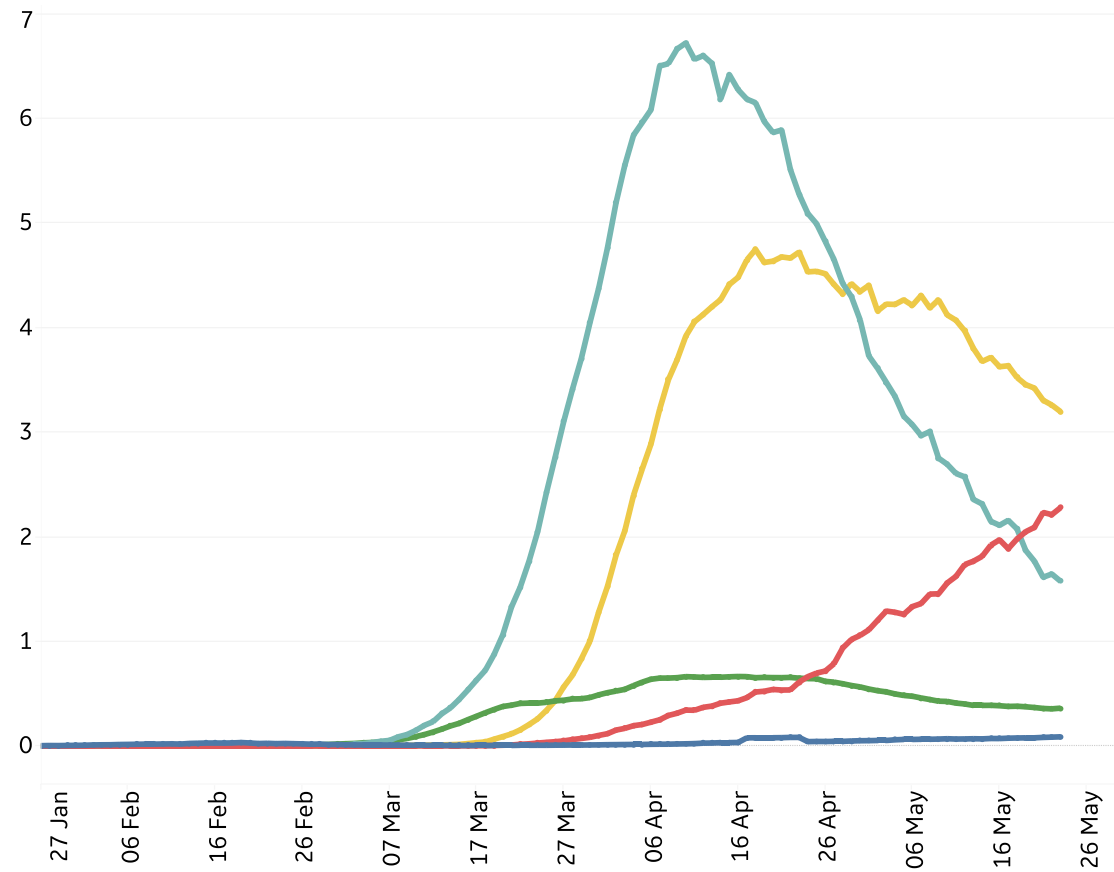
## New Confirmed Cases / 1M

7-day rolling average



## New Deaths / 1M

7-day rolling average





# Top 50 Countries: Per 1M

## 1 - 25

	Active Today	Today			Total since 22 Jan		
		Confirmed	Deaths	Recovered	Total Confirmed	Total Deaths	Total Recovered
Qatar	11,690	601	1	215	14,652	7	2,955
US	3,517	65	3	33	4,902	293	1,091
Kuwait	3,411	211	2	55	4,792	35	1,346
UK	3,250	44	4	0	3,808	541	17
Singapore	2,934	110	0	152	5,310	4	2,373
Belgium	2,797	26	2	3	4,902	797	1,308
Bahrain	2,541	228	1	217	5,173	8	2,624
Sweden	2,399	38	7	0	3,286	395	492
Netherlands	2,291	10	1	0	2,642	340	10
Belarus	2,278	100	0	74	3,730	21	1,432
Portugal	2,105	27	1	12	2,988	128	756
Chile	1,997	185	2	63	3,421	35	1,389
Peru	1,955	123	4	93	3,511	102	1,453
Ecuador	1,678	24	2	0	2,055	175	202
Russia	1,539	65	1	56	2,302	23	740
UAE	1,412	82	0	71	2,902	25	1,466
France	1,376	0	0	0	2,789	432	980
Spain	1,203	10	1	0	5,032	613	3,216
Armenia	1,110	126	1	21	2,127	26	991
Oman	1,052	91	0	5	1,421	7	362
Italy	955	11	2	35	3,793	541	2,296
Canada	937	32	3	19	2,256	171	1,148
Panama	927	72	1	1	2,451	69	1,455
Brazil	860	78	5	34	1,634	104	671
Saudi Arabia	820	70	0	64	2,015	11	1,184

## 26 - 50

	Active Today	Today			Total since 22 Jan		
		Confirmed	Deaths	Recovered	Total Confirmed	Total Deaths	Total Recovered
Moldova	818	36	1	21	1,734	60	856
EU	816	8	1	9	2,523	281	1,426
Gabon	657	93	0	25	869	5	206
Serbia	590	8	0	18	1,269	27	652
Dom. Rep.	563	40	0	26	1,329	42	724
Eq. Guinea	559	0	0	0	684	8	118
Guinea-Bissau	542	0	0	0	566	3	21
Bolivia	434	29	1	3	507	21	52
Turkey	400	14	0	17	1,846	51	1,394
Ireland	388	15	2	0	4,978	325	4,265
Ukraine	298	10	0	7	471	14	158
Colombia	290	21	0	3	397	14	93
Honduras	290	0	0	0	351	17	44
Poland	290	8	0	6	553	26	237
Romania	286	8	1	22	928	61	582
Israel	271	3	0	20	1,931	32	1,628
Finland	264	6	0	0	1,185	55	866
Iran	263	22	1	21	1,590	88	1,239
Cyprus	262	0	0	27	768	14	492
Czechia	236	7	0	1	830	29	564
Afghanistan	225	20	0	1	257	6	27
Bulgaria	212	5	0	5	347	18	116
North Macedo..	200	10	0	11	932	54	677
Kazakhstan	195	0	0	6	422	2	224
Total World	369	13	1	7	686	44	273

Since 9 May, Daily New Confirmed Cases in **Saudi Arabia** increased 43%

Top 50 countries selected by Active Cases / 1M  
Excluded countries with population < 1M



# Top 50 Countries: Raw Volume

## 1 - 25

	Active Cases	Today			Total since 22 Jan		
		Confirmed	Deaths	Recovered	Total Confirmed	Total Deaths	Total Recovered
US	1,164,286	21,675	1,108	11,104	1,622,612	97,087	361,239
EU	363,514	3,442	380	3,932	1,123,395	125,139	634,742
Russia	224,558	9,434	139	8,111	335,882	3,388	107,936
UK	220,598	2,960	282	7	258,504	36,757	1,149
Brazil	182,798	16,508	965	7,157	347,398	22,013	142,587
France	89,830	21	0	2	182,036	28,218	63,988
Peru	64,466	4,056	129	3,067	115,754	3,373	47,915
Italy	57,752	669	119	2,120	229,327	32,735	138,840
Spain	56,236	466	50	0	235,290	28,678	150,376
Netherlands	39,261	177	23	0	45,265	5,830	174
Chile	38,174	3,536	43	1,204	65,393	673	26,546
Canada	35,367	1,204	106	710	85,151	6,466	43,318
Turkey	33,776	1,186	32	1,491	155,686	4,308	117,602
Qatar	33,679	1,732	2	620	42,213	21	8,513
Belgium	32,418	299	25	32	56,810	9,237	15,155
Ecuador	29,605	430	40	0	36,258	3,096	3,557
Saudi Arabia	28,546	2,442	15	2,233	70,161	379	41,236
Sweden	24,225	379	67	0	33,188	3,992	4,971
Iran	22,090	1,869	59	1,796	133,521	7,359	104,072
Belarus	21,522	941	4	695	35,244	194	13,528
Portugal	21,464	271	13	115	30,471	1,302	7,705
Singapore	17,163	642	0	887	31,068	23	13,882
Colombia	14,754	1,046	23	143	20,177	705	4,718
Kuwait	14,569	900	10	232	20,464	148	5,747
UAE	13,965	812	3	697	28,704	244	14,495

## 26 - 50

	Active Cases	Today			Total since 22 Jan		
		Confirmed	Deaths	Recovered	Total Confirmed	Total Deaths	Total Recovered
Ukraine	13,046	432	17	344	20,580	605	6,929
Poland	10,961	312	11	246	20,931	993	8,977
Afghanistan	8,742	782	11	44	9,998	216	1,040
Dom. Rep.	6,110	433	2	282	14,422	458	7,854
Romania	5,494	145	10	410	17,857	1,176	11,187
Oman	5,373	463	2	27	7,257	36	1,848
Serbia	5,155	68	1	158	11,092	238	5,699
Bolivia	5,066	336	10	34	5,915	240	609
Bahrain	4,324	388	1	369	8,802	13	4,465
Panama	3,999	310	4	4	10,577	299	6,279
Kazakhstan	3,670	0	0	118	7,919	35	4,214
Moldova	3,300	147	5	83	6,994	242	3,452
Armenia	3,289	374	3	62	6,302	77	2,936
Honduras	2,871	0	0	0	3,477	167	439
Czechia	2,532	77	2	19	8,890	314	6,044
Israel	2,343	22	0	175	16,712	279	14,090
Ireland	1,918	76	12	0	24,582	1,604	21,060
Bulgaria	1,474	36	1	39	2,408	126	808
Gabon	1,463	206	0	57	1,934	12	459
Finland	1,462	31	0	0	6,568	306	4,800
Guinea-Bissau	1,066	0	0	0	1,114	6	42
Eq. Guinea	784	0	0	0	960	11	165
North Macedo..	417	20	1	24	1,941	113	1,411
Cyprus	316	0	0	33	927	17	594
<b>Total World</b>	<b>2,856,080</b>	<b>99,545</b>	<b>3,937</b>	<b>55,542</b>	<b>5,310,362</b>	<b>342,097</b>	<b>2,112,185</b>

Deaths in the **US** have doubled in the past month, from 47K to 97K since 22 April

Top 50 countries selected by Active Cases / 1M  
Excluded countries with population < 1M





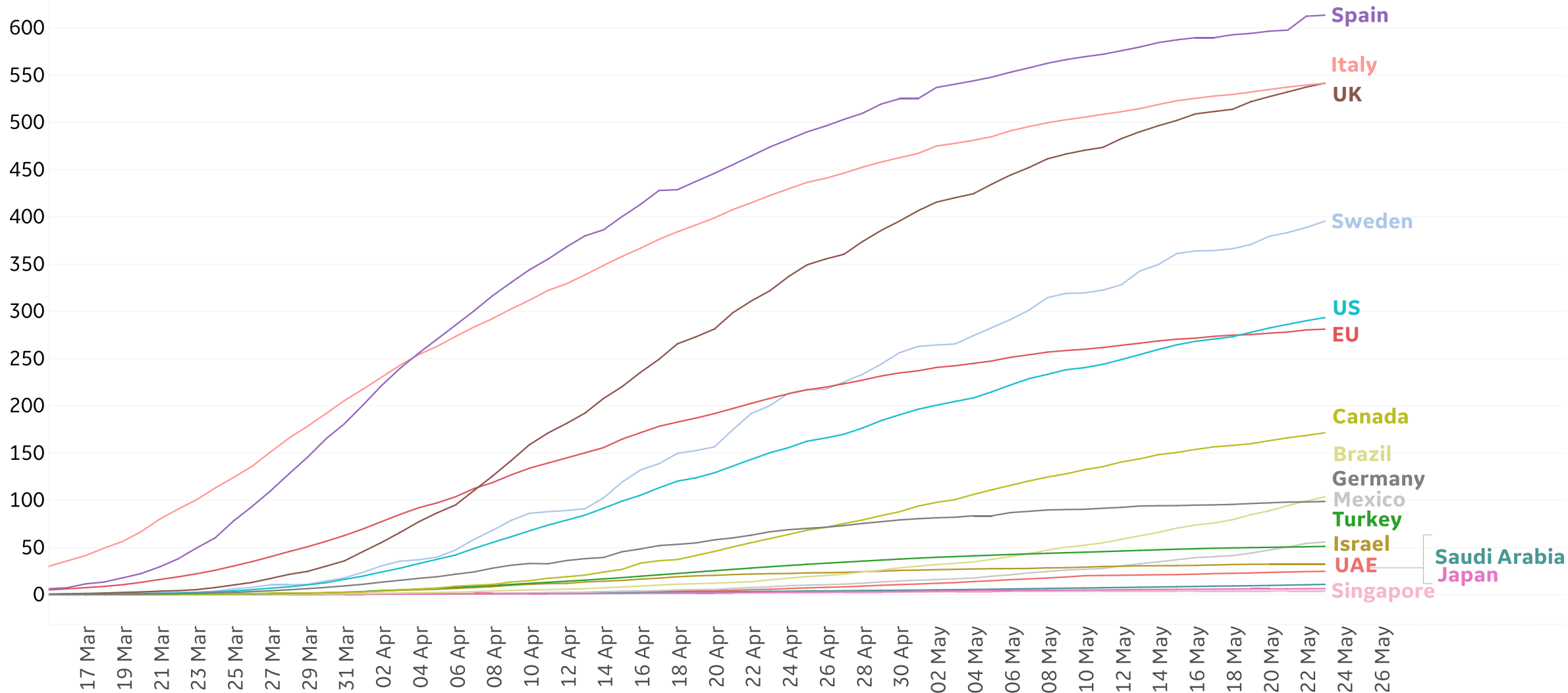


# Cumulative Deaths in Select Countries



## Cumulative Deaths / 1M

Since 15 Mar 2020







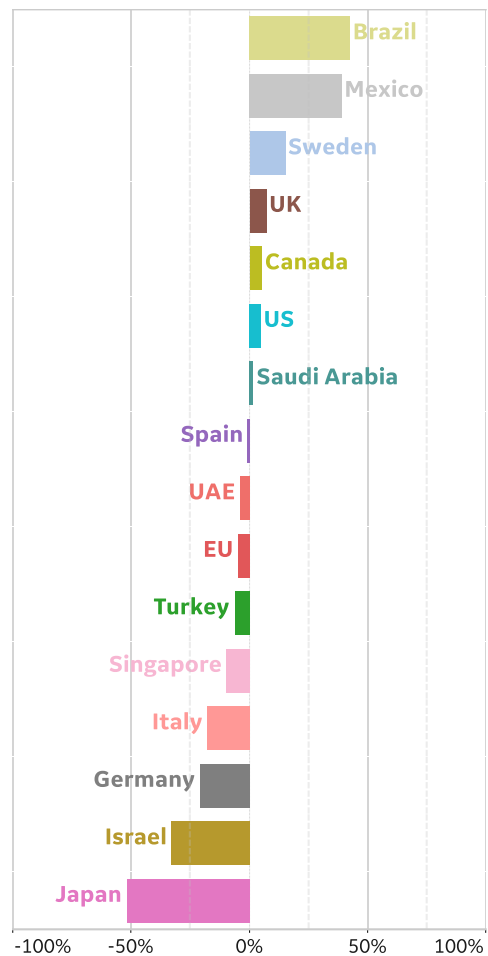


# % Change in Case Volume in Select Countries

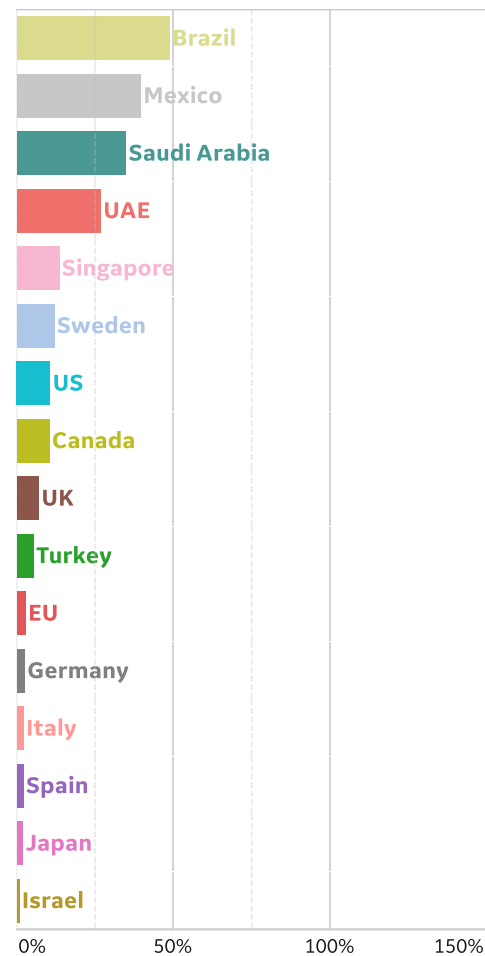


## Over Previous 7 days

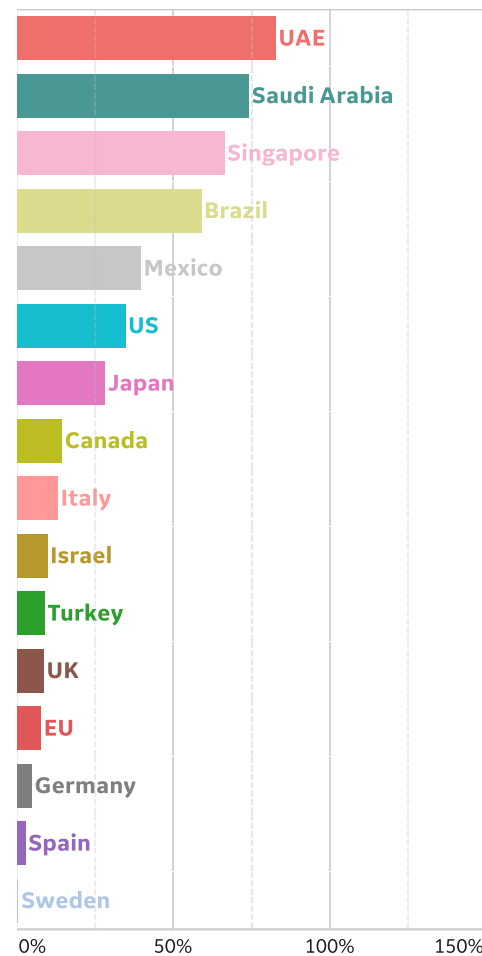
### Active Cases



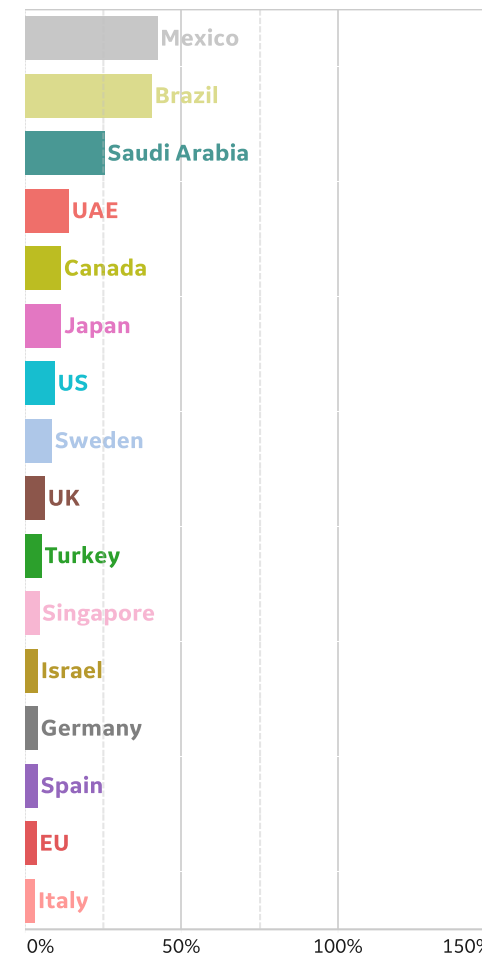
### Confirmed Cases



### Reported Recoveries



### Reported Deaths







## Per 1M in Region

	Today	Change
Active Cases	3,056	+1%
Confirmed	42 new	+1%
Deaths	4 new	+1%
Recovered	0 new	+0%

## Most Active Cases per 1M

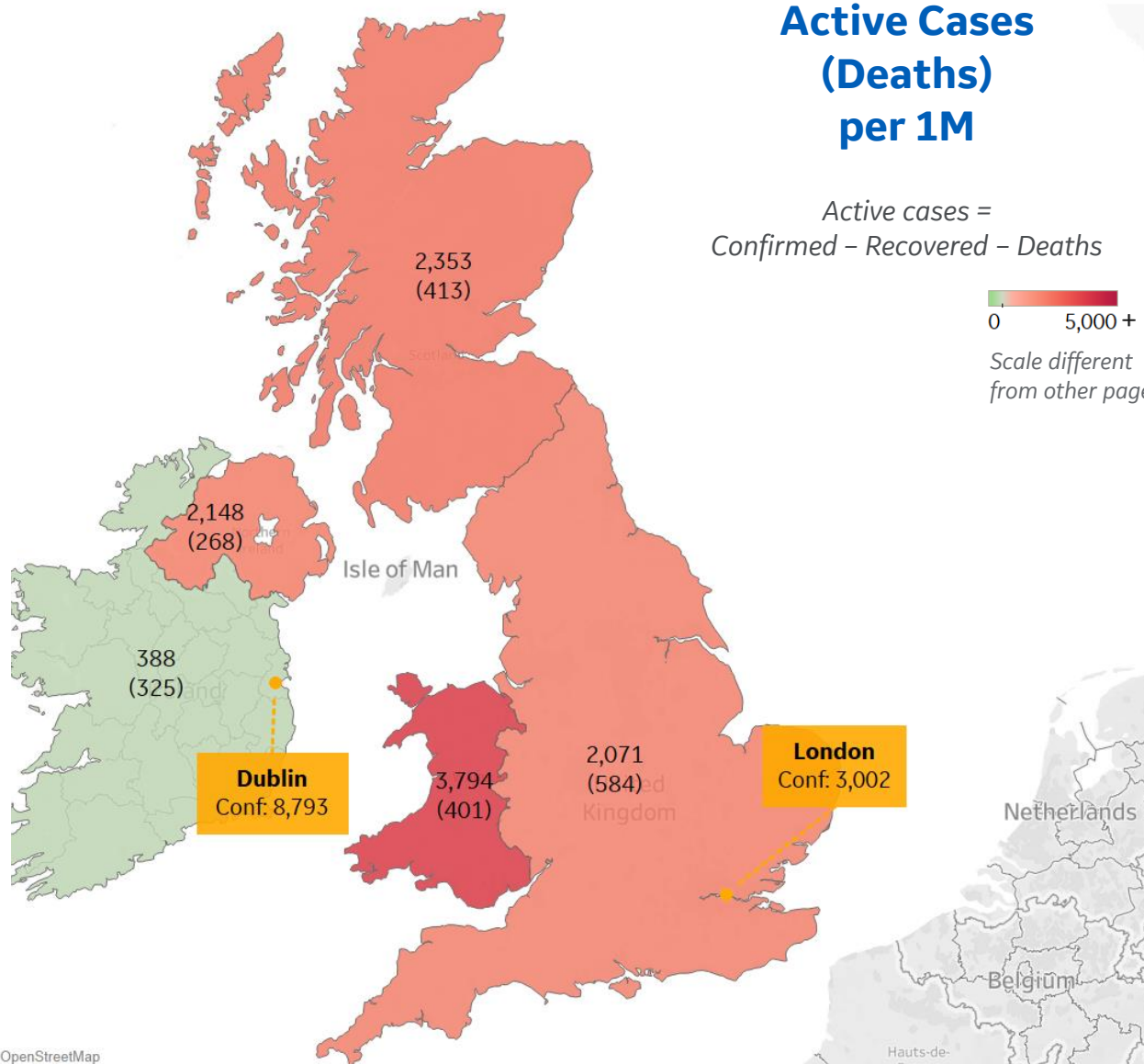
Wales	3,794
Scotland	2,353
Northern Ireland	2,148
England	2,071
Ireland	388

## Active Cases (Deaths) per 1M

Active cases =  
Confirmed - Recovered - Deaths

0 5,000+

Scale different  
from other pages





## Per 1M in Region

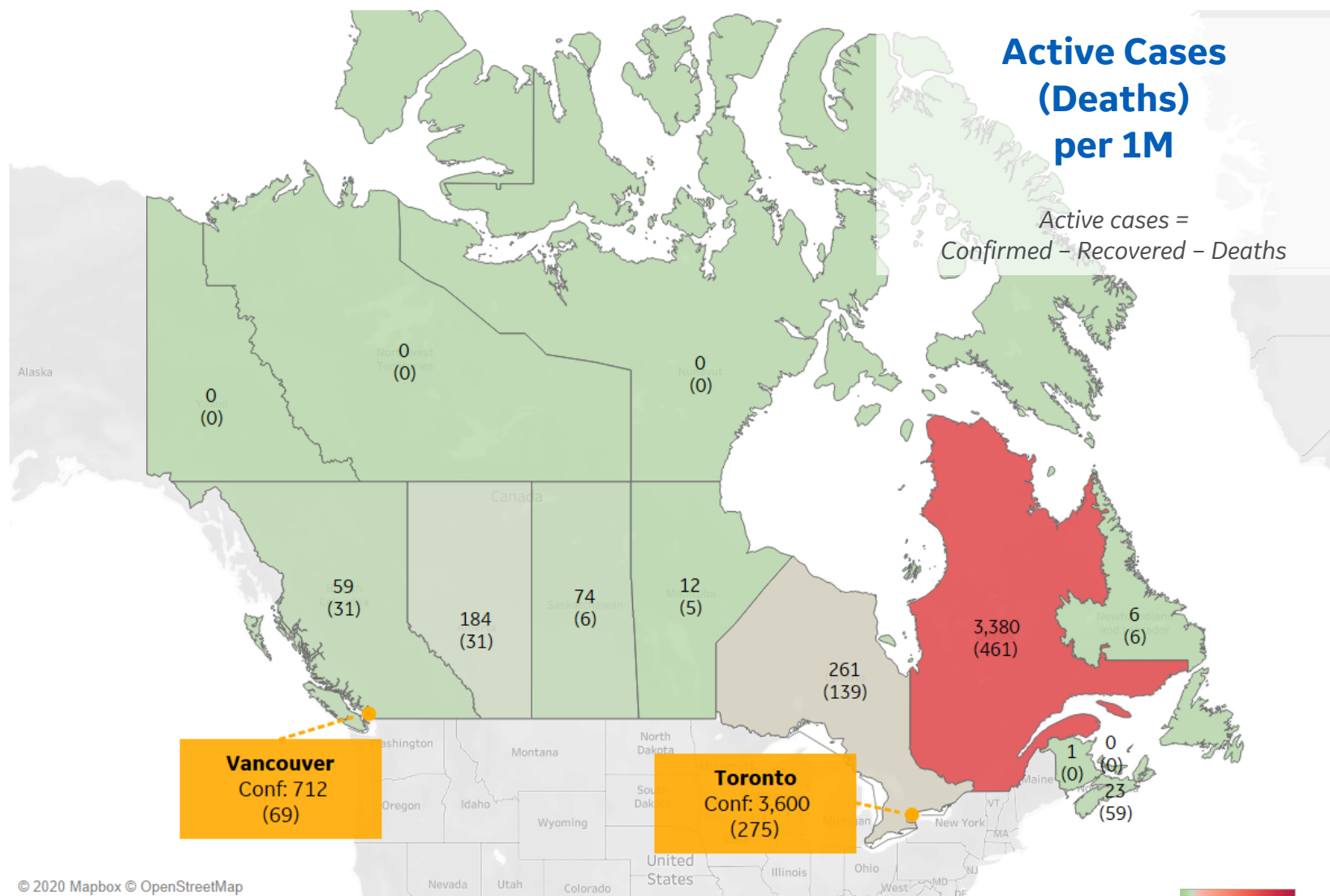
	Today	Change
Active Cases	937	+1%
Confirmed	32 new	+1%
Deaths	3 new	+2%
Recovered	19 new	+2%

## Most Active Cases per 1M

Quebec	3,380
Ontario	261
Alberta	184
Saskatchewan	74
British Columbia	59
Nova Scotia	23
Manitoba	12
Newfoundland an..	6
New Brunswick	1

## Active Cases (Deaths) per 1M

Active cases = Confirmed - Recovered - Deaths



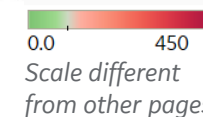


## Per 1M in Region

	Today	Change
Active Cases	111	+7%
Confirmed	26 new	+5%
Deaths	1 new	+3%
Recovered	18 new	+6%

## Most Active Cases per 1M

Distrito Federal	444
Tabasco	269
Yucatan	181
Baja California	169
Tlaxcala	161
Queretaro	144
Sinaloa	136
Hidalgo	132
Aguascalientes	131
Quintana Roo	131



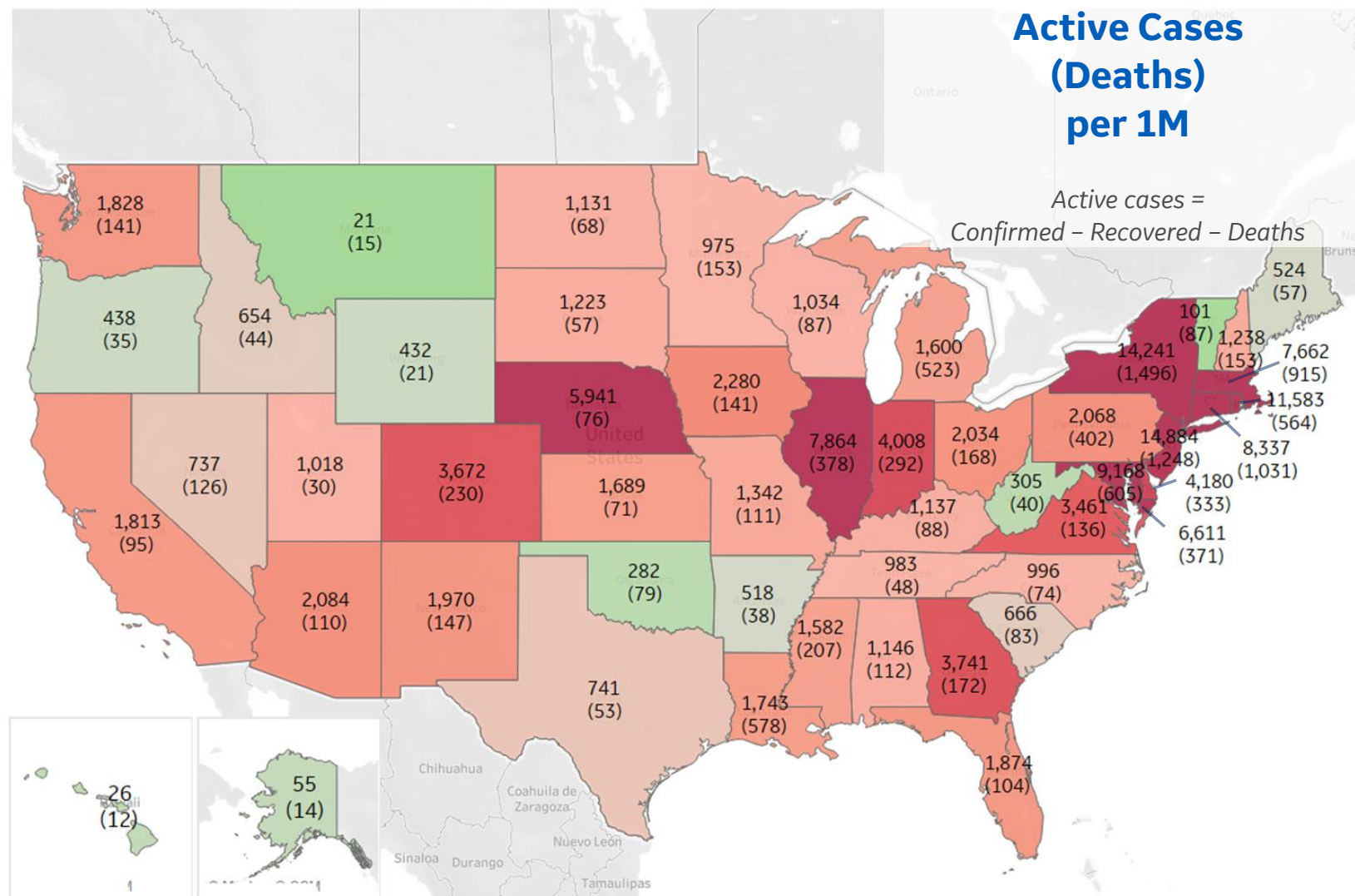


## Per 1M in Region

	Today	Change
Active Cases	3,517	+1%
Confirmed	65 new	+1%
Deaths	3 new	+1%
Recovered	33 new	+3%

## Most Active Cases per 1M

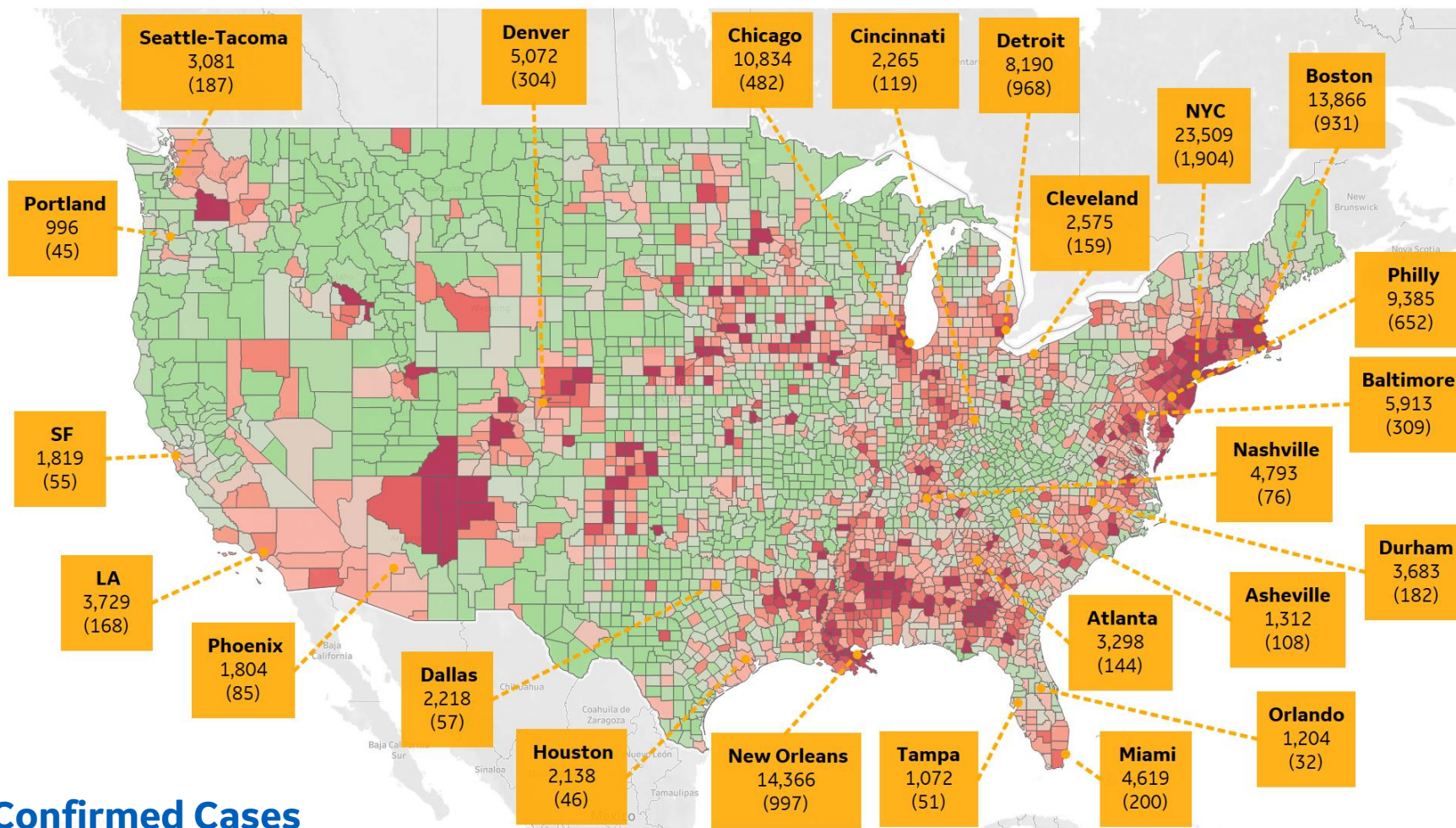
New Jersey	14,884
New York	14,241
Rhode Island	11,583
DC	9,168
Connecticut	8,337
Illinois	7,864
Massachusetts	7,662
Maryland	6,611
Nebraska	5,941
Delaware	4,180



0 5,000+  
Scale different from other pages

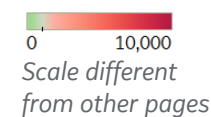


# US by County & Metro, Total to Date



Confirmed Cases  
(Deaths)  
per 1M

Each box reports data for the Metropolitan Statistical Area of the major city listed



## Top 10 Northeast Counties

Total Confirmed Cases / 1M

Rockland County, NY	38,979
Westchester County, NY	33,177
Passaic County, NJ	30,104
Nassau County, NY	28,745
Hudson County, NJ	27,133
Union County, NJ	26,382
Orange County, NY	25,662
Suffolk County, NY	25,652
New York City*	22,938
Essex County, NJ	20,476

## Top 10 Other US Counties

Total Confirmed Cases / 1M

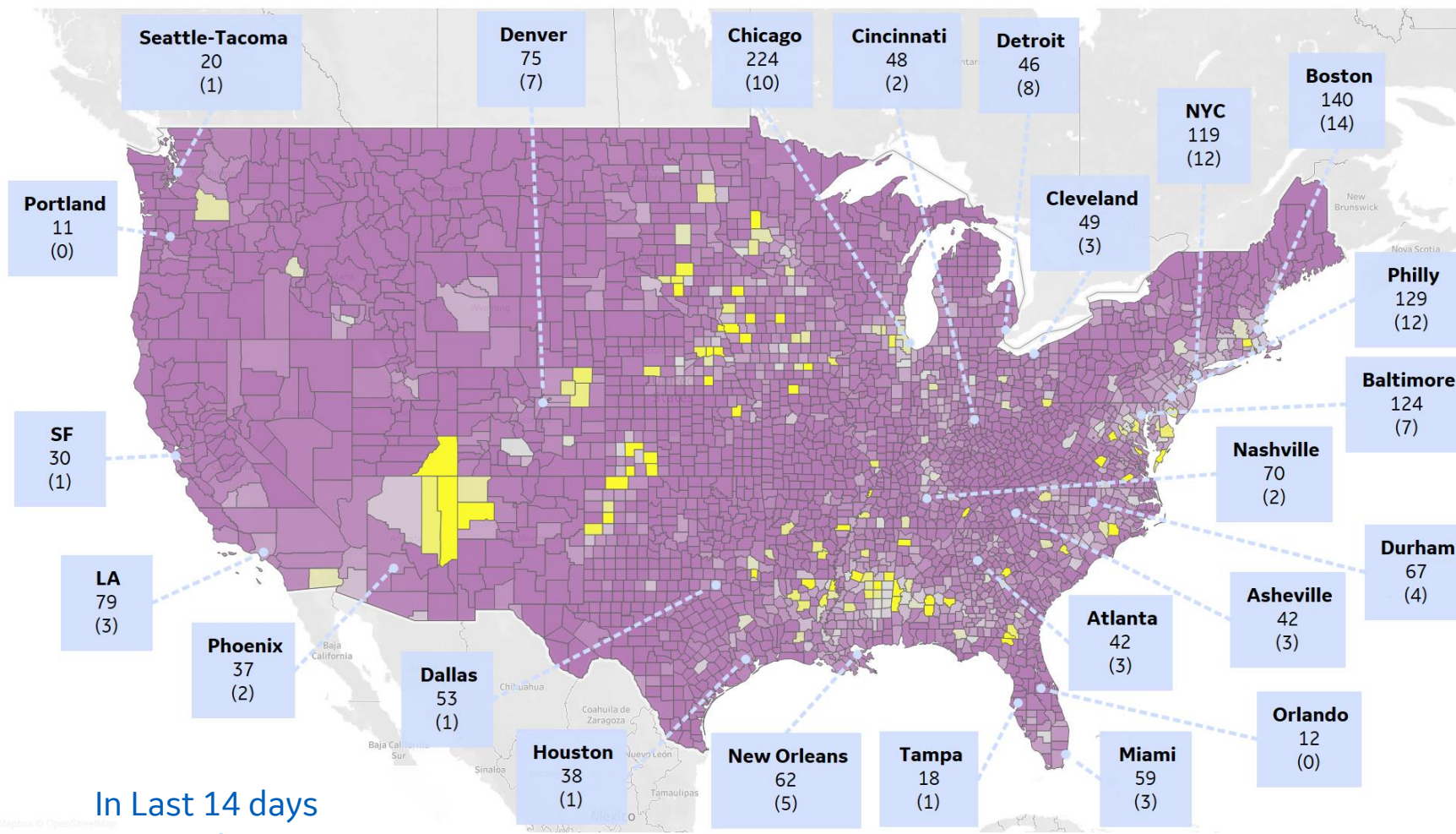
Orleans Parish, LA	17,458
Jefferson Parish, LA	16,150
Prince George's County, MD	12,431
Cook County, IL	11,944
Wayne County, MI	10,835
District of Columbia, DC	10,061
Lake County, IL	9,142
Yakima County, WA	8,855
Marion County, IN	8,502
Kane County, IL	8,070

**Note:** Includes counties ≥ 250K population

\* New York City counties aggregated into one reporting area



# US by County & Metro, New in Last 14 days



## Top 10 Northeast Counties

Avg New Confirmed Cases / 1M

Providence County, RI	378
Worcester County, MA	227
Mercer County, NJ	217
Bristol County, MA	200
Hartford County, CT	195
Suffolk County, MA	193
Essex County, MA	192
Hudson County, NJ	169
Camden County, NJ	169
Passaic County, NJ	168

## Top 10 Other US Counties

Avg New Confirmed Cases / 1M

Kane County, IL	358
Prince George's County, MD	324
Prince William County, VA	282
Cook County, IL	260
Yakima County, WA	259
Winnebago County, IL	243
Lake County, IL	232
Montgomery County, MD	214
Fairfax County, VA	208
Polk County, IA	205

In Last 14 days

**Avg New Confirmed Cases  
(Avg New Deaths)  
per 1M**

Each box reports data for the Metropolitan Statistical Area of the major city listed



Scale different  
from other pages

**Note:** Includes counties ≥ 250K population

\* New York City counties aggregated into one reporting area





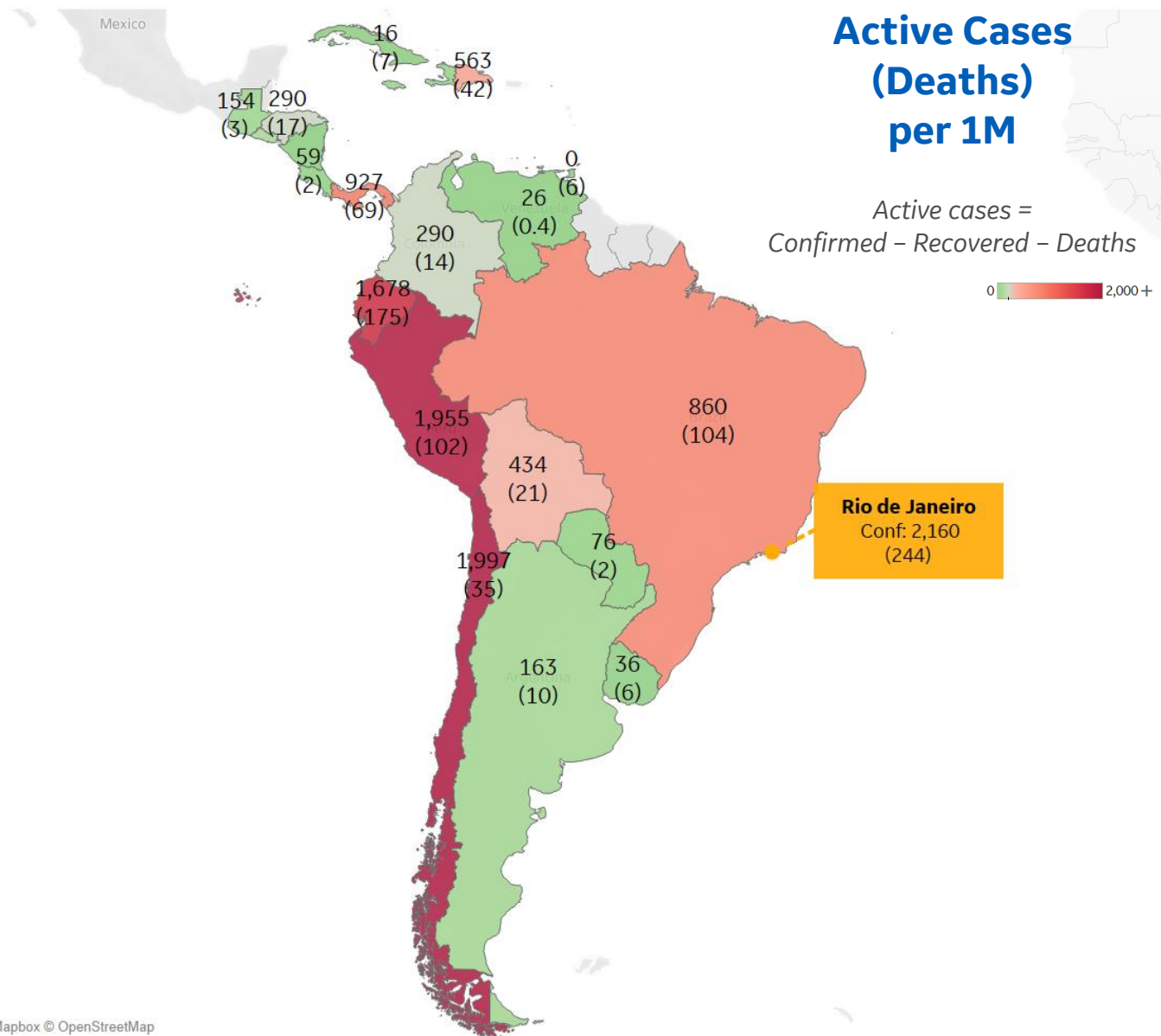
## Per 1M in Region

	Today	Change
Active Cases	696	+4%
Confirmed	54 new	+5%
Deaths	2 new	+4%
Recovered	24 new	+5%

## Most Active Cases per 1M

Chile	1,997
Peru	1,955
Ecuador	1,678
Panama	927
Brazil	860
Dom. Rep.	563
Bolivia	434
Colombia	290
Honduras	290
El Salvador	187

\* Excludes regions with population < 1M





## Per 1M in Region

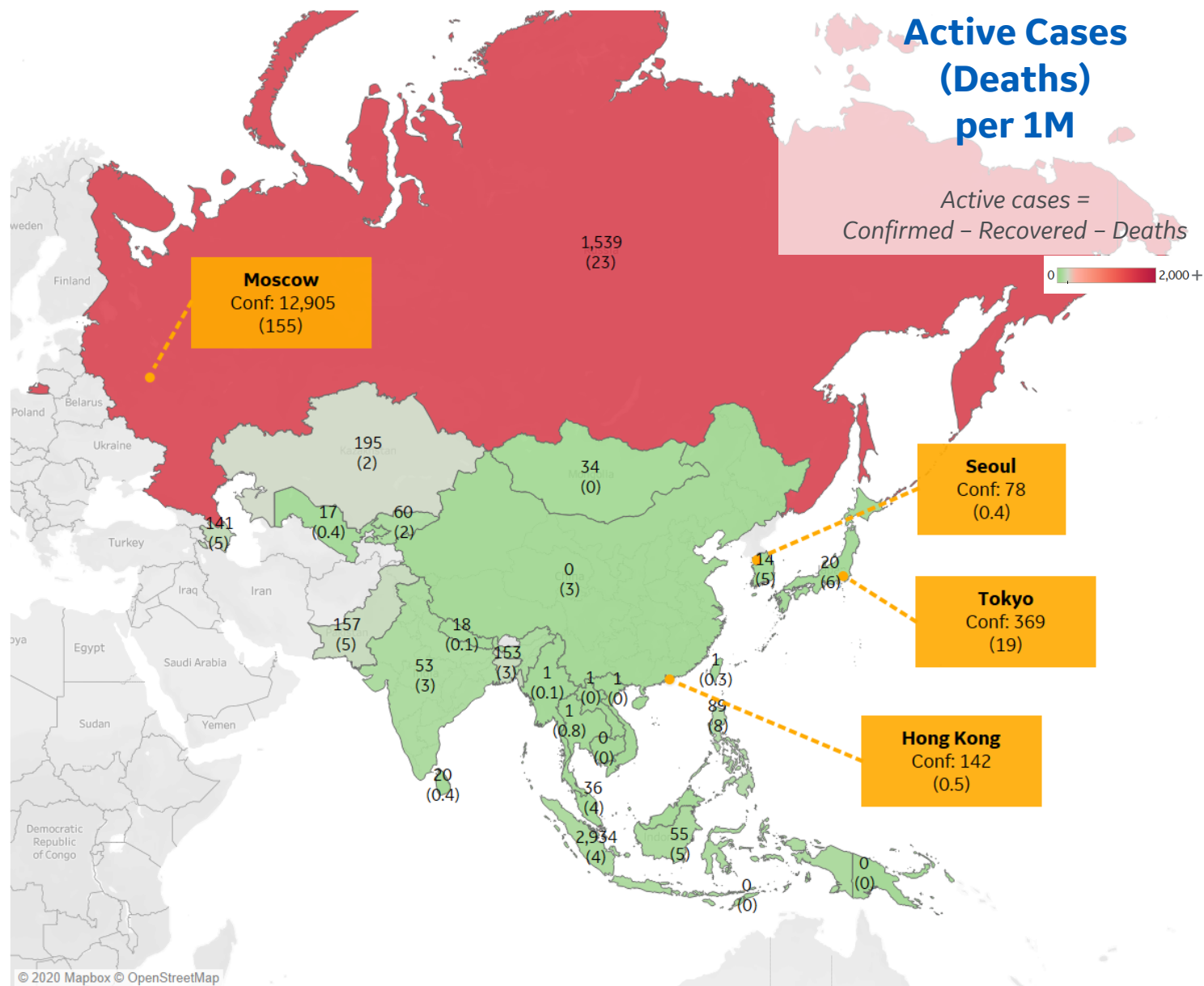
	Today	Change
Active Cases	95	+2%
Confirmed	5 new	+3%
Deaths	0.1 new	+2%
Recovered	3 new	+4%

## Most Active Cases per 1M

Singapore	2,934
Russia	1,539
Kazakhstan	195
Pakistan	157
Bangladesh	153
Azerbaijan	141
Philippines	89
Kyrgyzstan	60
Indonesia	55
India	53

\* Excludes regions with population < 1M

## Active Cases (Deaths) per 1M





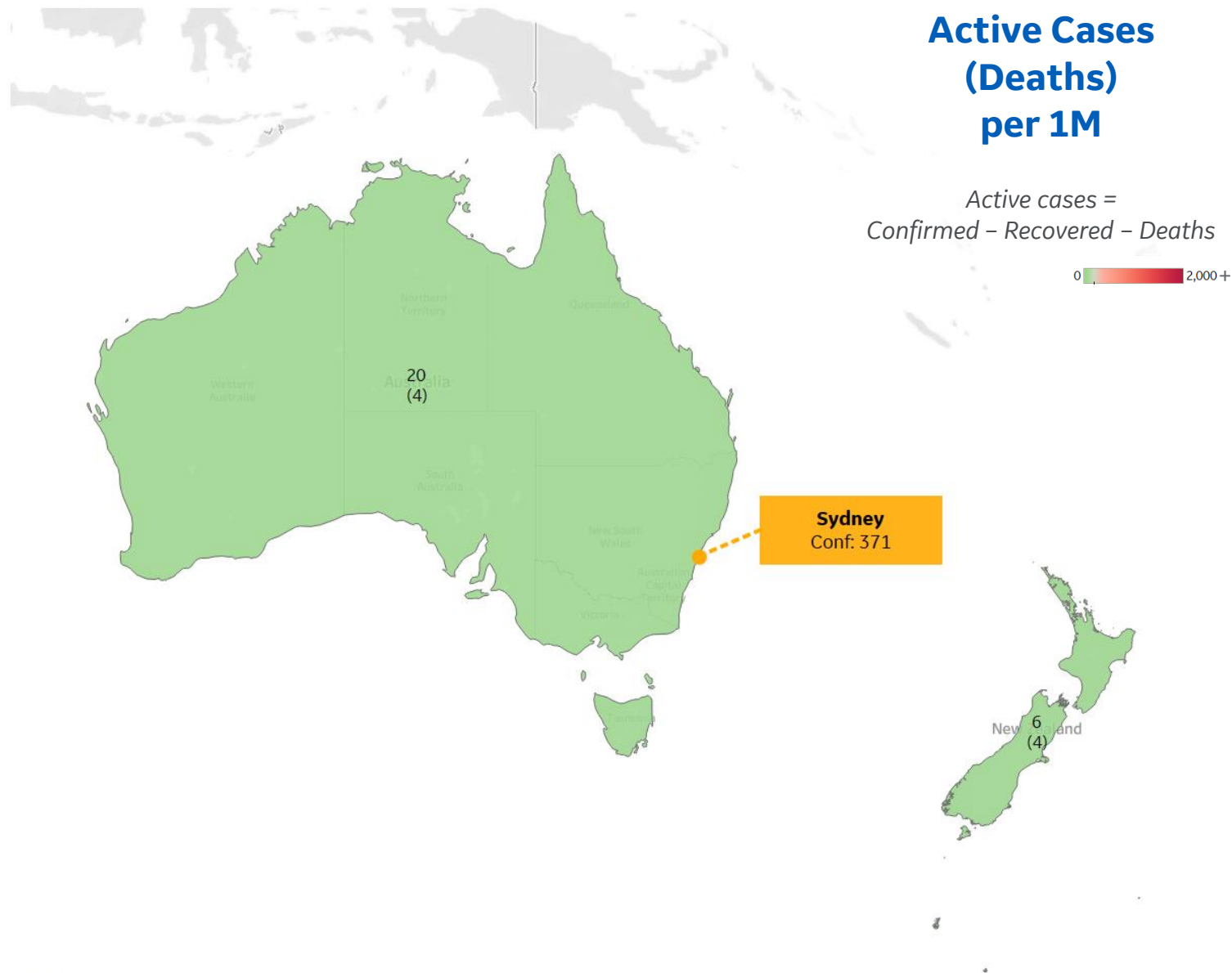
## Per 1M in Region

	Today	Change
Active Cases	17	-2%
Confirmed	0.5 new	+0%
Deaths	0 new	+1%
Recovered	1 new	+0%

## Most Active Cases per 1M

Australia	20
New Zealand	6

\* Excludes regions with population < 1M





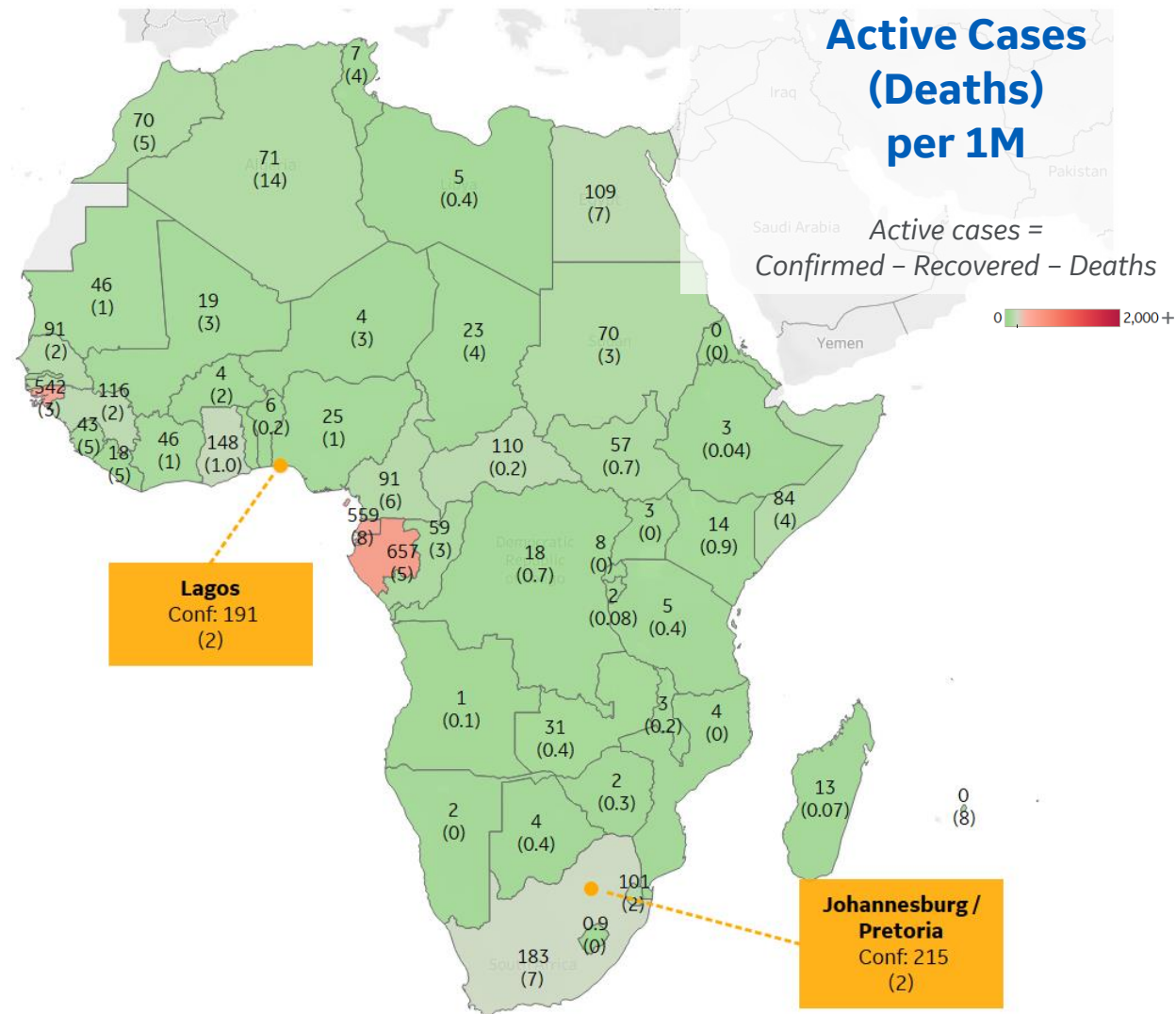
## Per 1M in Region

	Today	Change
Active Cases	46	+4%
Confirmed	3 new	+4%
Deaths	0.1 new	+2%
Recovered	1 new	+3%

## Most Active Cases per 1M

Gabon	657
Eq. Guinea	559
Guinea-Bissau	542
South Africa	183
Ghana	148
Guinea	116
Central African R..	110
Egypt	109
Eswatini	101
Senegal	91

\* Excludes regions with population < 1M





\*\* Per 1M = Per 1 Million Population unless otherwise noted

**Johns Hopkins Coronavirus Resource Center:**

<https://coronavirus.jhu.edu/map.html>

**Worldometer Coronavirus Reporting:**

<https://www.worldometers.info/coronavirus/>

**Public Health England:**

<https://www.gov.uk/government/publications/covid-19-track-coronavirus-cases>

**US Department of Homeland Security, Homeland Infrastructure Foundation-Level Data:**

<https://hifld-geoplatform.opendata.arcgis.com/datasets/hospitals>

**City of New York, NYC Health:**

<https://www1.nyc.gov/site/doh/covid/covid-19-data.page>

**Chicago Coronavirus Latest Data:**

<https://www.chicago.gov/city/en/sites/covid-19/home/latest-data.html>

**National Health Commission of the PRC:**

<http://www.nhc.gov.cn/xcs/yqtb/202003/bf66696029ba420098164607240074f8.shtml>

**Korean Centers for Disease Control and Prevention:**

[http://www.cdc.go.kr/cdc\\_eng/](http://www.cdc.go.kr/cdc_eng/)

**CDC, Severe Outcomes Among Patients with Coronavirus Disease 2019 (COVID-19):**

<https://www.cdc.gov/mmwr/volumes/69/wr/mm6912e2.htm>

**COVID-19 Information for Switzerland:**

<https://www.corona-data.ch/>

**WHO Europe, Surveillance Report:**

<http://www.euro.who.int/en/health-topics/health-emergencies/coronavirus-covid-19/weekly-surveillance-report>

**WHO Europe, Principles for Transition:**

<http://www.euro.who.int/en/media-centre/sections/statements/2020/statement-transition-to-a-new-normal-during-the-covid-19-pandemic-must-be-guided-by-public-health-principles>

**UK Office for National Statistics**

<https://www.ons.gov.uk/peoplepopulationandcommunity/birthsdeathsandmarriages/deaths/bulletins/deathsregisteredweeklyinenglandandwalesprovisional/weekending24april2020>

**Public Health Authority of Sweden:**

<https://www.folkhalsomyndigheten.se/smittskydd-beredskap/utbrott/aktuella-utbrott/covid-19/bekraftade-fall-i-sverige>

**National Public Health Agency of France:**

<https://www.santepubliquefrance.fr/regions/ile-de-france/documents/bulletin-regional/2020/covid-19-point-epidemiologique-en-ile-de-france-du-23-avril-2020>

**Italian Department of Civil Protection, COVID Monitoring:**

<http://opendatadpc.maps.arcgis.com/apps/opsdashboard/index.html#/b0c68bce2cce478eaac82fe38d4138b1>

**The COVID Tracking Project:**

<https://covidtracking.com/data/>

**CIA World Factbook:**

<https://www.cia.gov/library/publications/resources/the-world-factbook/>

**Italian Ministry of Health:**

<http://www.salute.gov.it/portale/nuovocoronavirus/dettaglioContenutiNuovoCoronavirus.jsp?lingua=italiano&id=5351&area=nuovoCoronavirus&menu=vuoto>

**New South Wales Government:**

<https://www.health.nsw.gov.au/Infectious/diseases/Pages/covid-19-latest.aspx>

**Provincial Health Services Authority of Canada, BC Center for Disease Control:**

<http://www.bccdc.ca/about/news-stories/stories/2020/information-on-novel-coronavirus>

**Coronavirus Cases in Japan by Prefecture, Nippon Communications Foundation:**

<https://www.nippon.com/en/japan-data/h00657/coronavirus-cases-in-japan-by-prefecture.html>

**Coordination Center for Health Emergencies, Spain:**

[https://www.msbs.gob.es/profesionales/saludPublica/ccayes/alertasActual/nCov-China/documentos/Actualizacion\\_78\\_COVID-19.pdf](https://www.msbs.gob.es/profesionales/saludPublica/ccayes/alertasActual/nCov-China/documentos/Actualizacion_78_COVID-19.pdf)

**CDC, National Vital Statistics Reports:**

[https://www.cdc.gov/nchs/data/nvsr/nvsr68/nvsr68\\_06-508.pdf](https://www.cdc.gov/nchs/data/nvsr/nvsr68/nvsr68_06-508.pdf)

**Secretary of Health, Mexico:**

<https://www.gob.mx/salud/en>

**Deaths by Age Group:**

<https://dc-covid.site.ined.fr/fr/donnees/>

**First case:**

<https://g1.globo.com/sp/sao-paulo/noticia/2020/02/25/ministerio-da-saude-investiga-possivel-paciente-com-coronavirus-em-sp-caso-foi-para-contraprova.ghtml>

**7 day isolation:**

<https://g1.globo.com/bemestar/coronavirus/noticia/2020/03/13/ministerio-da-saude-divulga-orientacoes-para-estados-sobre-coronavirus.ghtml>

**First death:**

<https://www1.folha.uol.com.br/colunas/monicabergamo/2020/03/sao-paulo-registra-primeira-morte-por-coronavirus.shtml>

**Financial help:**

<https://g1.globo.com/economia/noticia/2020/04/09/6-milhoes-comecam-a-receber-auxilio-emergencial-de-r-600-nesta-quinta.ghtml>

**Minister of health fired:**

<https://g1.globo.com/politica/noticia/2020/04/16/mandetta-anuncia-em-rede-social-que-foi-demitido-do-ministerio-da-saude.ghtml>

**Deaths doubled:**

<https://g1.globo.com/bemestar/coronavirus/noticia/2020/05/09/brasil-tem-10627-mortes-por-coronavirus-diz-ministerio.ghtml>

**Mexico COVID events:**

**Travel restrictions:**

<https://apnews.com/9e5bb61c8bb22aba3fe0557aa82f592e>

**School closures:**

<https://www.eluniversal.com.mx/english/covid-19-mexico-close-schools-month-over-coronavirus-concerns>

**National emergency:**

<https://www.gob.mx/salud/prensa/consejo-de-salubridad-general-declara-emergencia-sanitaria-nacional-a-epidemia-por-coronavirus-covid-19-239301>

**Re-opening:**

<https://apnews.com/1b85c48028b7b95ecb8c706bb5a29d04>