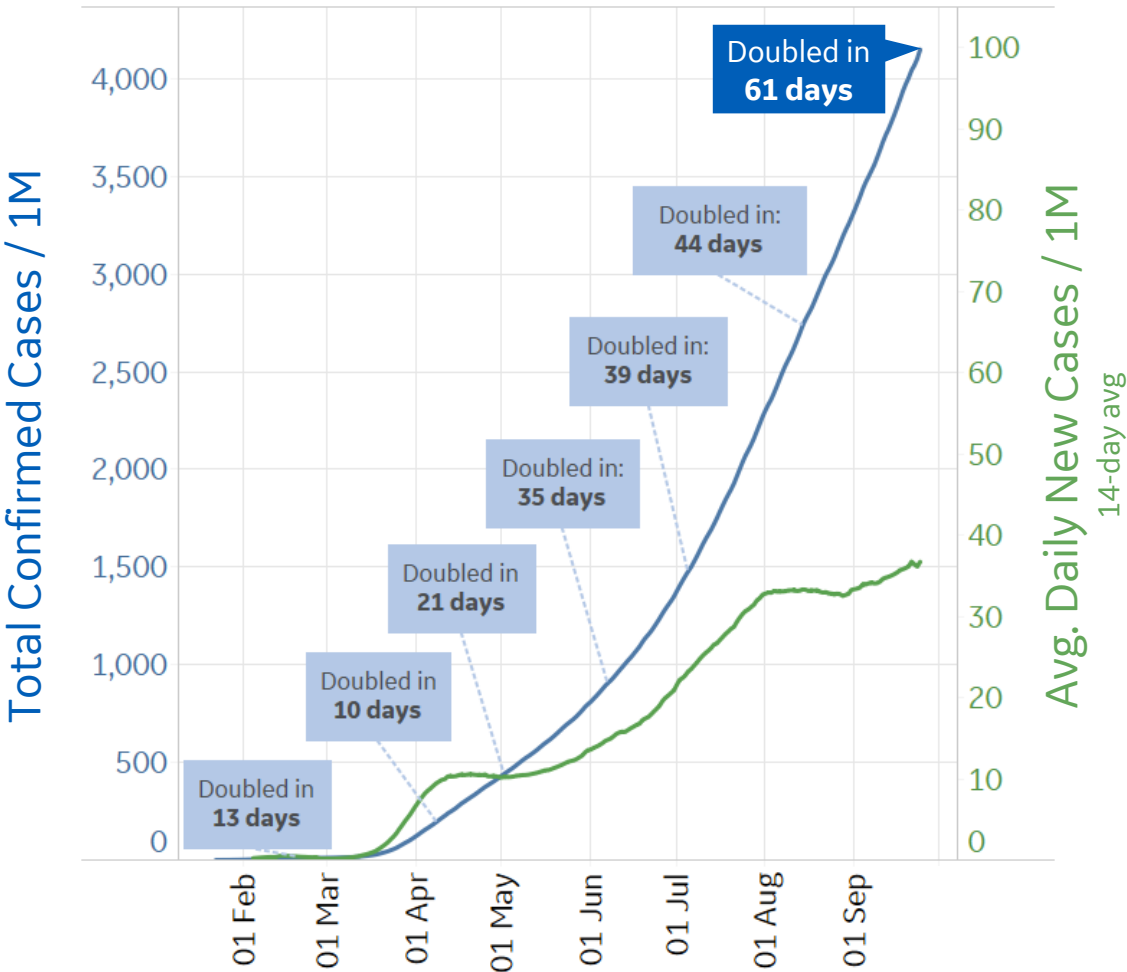




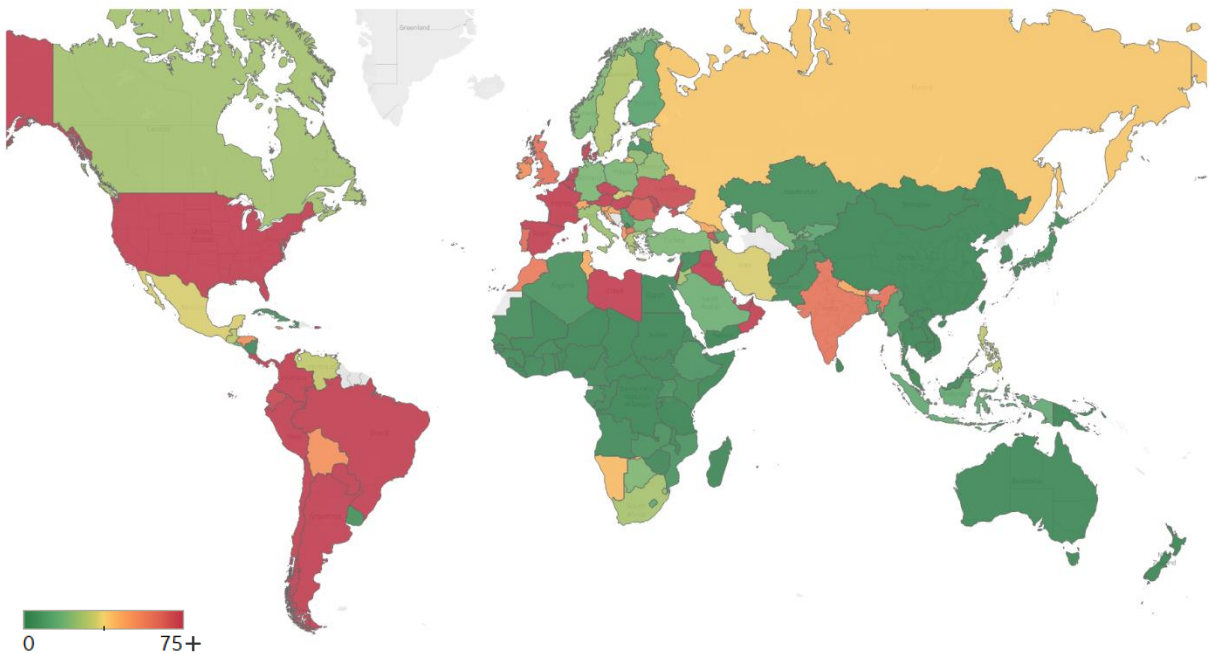
Global Confirmed & Active Cases

Trend since 22 Jan



Avg. Daily New Cases / 1M

Over the last 14 days



Per 1M:	Today	Change
Active Today	1,163	+1.1%
Active	12 new	+1%
Confirmed	47 new	+1%
Deaths	1 new	+1%
Recovered	34 new	+1%

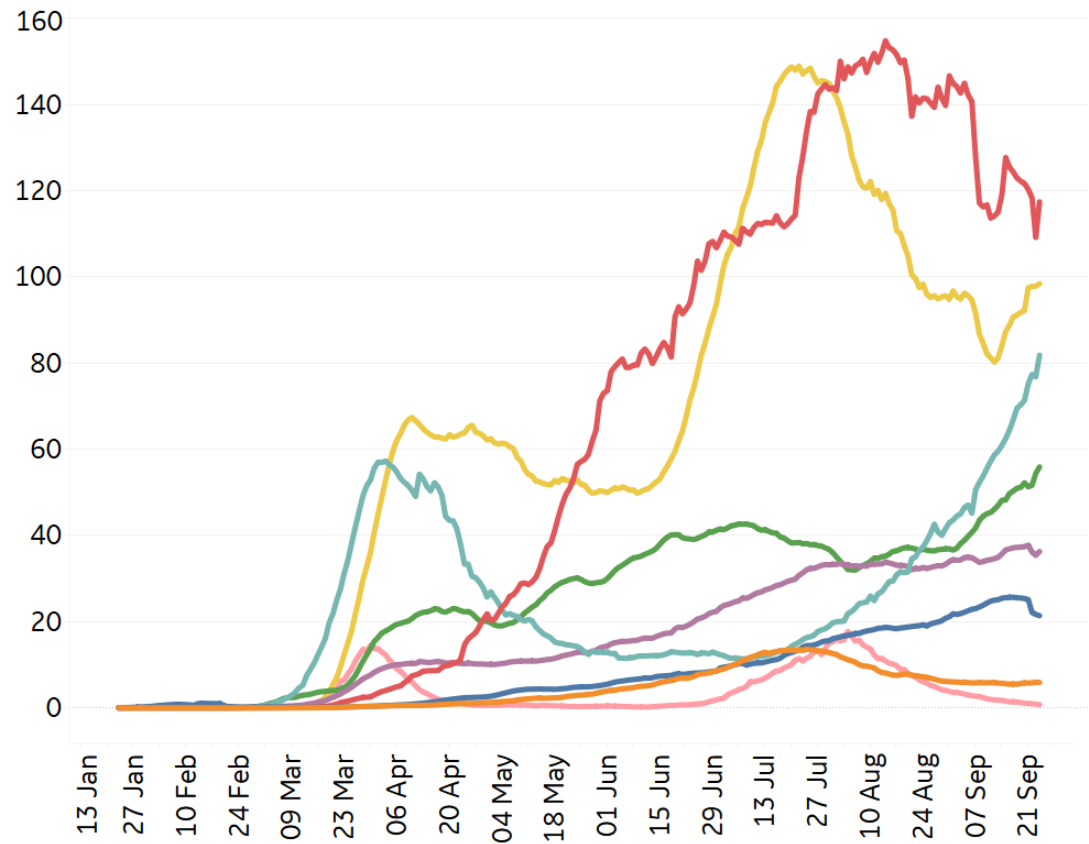


New Confirmed Cases & New Deaths

Key **World** **North America** **Europe** **Middle East** **Cent & South America** **Asia** **Africa** **Oceania**

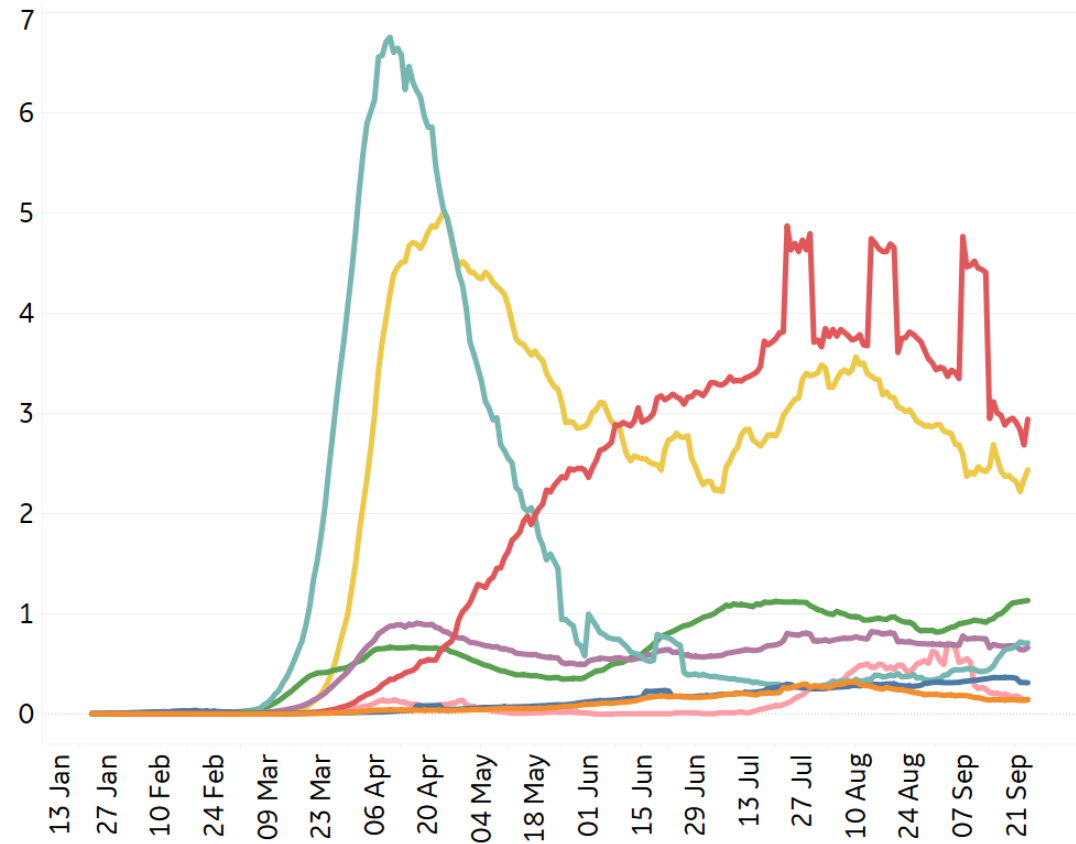
New Confirmed Cases / 1M

7-day rolling average



New Deaths / 1M

7-day rolling average





Top 50 Countries: Per 1M

Updated 25 Sept 2020, 3:30 GMT

3

1 - 25

	Today		Total Since 22 Jan			Change from 14d Ago [*] in 14 day avg of daily new	
	New Confirmed	New Deaths	Total Confirmed	Total Recovered	Total Deaths	Confirmed	Deaths
Peru	186	9	23,738	19,304	967	-11%	-23%
Belgium	162	1	9,385	1,650	860	157%	45%
Spain	228	2	15,062	3,216	666	20%	102%
Bolivia	54	3	11,361	7,890	665	-24%	-76%
Brazil	312	8	21,912	19,303	658	-12%	-5%
Chile	91	6	23,626	22,331	652	-7%	-3%
Ecuador	71	2	7,433	5,830	636	803%	-89%
UK	98	1	6,170	N/A**	619	108%	121%
US	133	3	21,080	8,188	613	9%	0%
Italy	30	0	5,033	3,668	592	10%	56%
Mexico	42	4	5,549	4,699	585	-13%	-18%
Sweden	53	0	8,940	N/A**	582	83%	52%
Panama	171	1	25,199	19,814	532	-7%	-5%
Colombia	129	0	15,542	13,016	486	-15%	-35%
France	426	1	8,216	1,470	483	52%	196%
Netherlands	151	1	6,297	194	371	135%	85%
Ireland	65	1	6,884	4,732	364	91%	300%
North Macedo..	72	1	8,256	6,870	342	27%	44%
EU	131	1	6,019	2,500	327	46%	70%
Argentina	298	9	15,007	11,873	327	7%	35%
Armenia	126	1	16,283	14,601	319	42%	-7%
Moldova	179	2	12,135	9,084	310	18%	13%
Iran	42	2	5,195	4,379	298	47%	33%
South Africa	31	1	11,247	10,048	275	-14%	-38%
Kosovo	0	0	6,873	4,762	264	N/A	N/A

26 - 50

	Today		Total Since 22 Jan			Change from 14d Ago [*] in 14 day avg of daily new	
	New Confirmed	New Deaths	Total Confirmed	Total Recovered	Total Deaths	Confirmed	Deaths
Bos. and Herz.	72	4	8,021	5,835	244	4%	24%
Romania	85	2	6,137	4,932	239	11%	-13%
Switzerland	45	0	5,950	4,922	238	23%	141%
Honduras	52	3	7,390	2,482	227	-9%	-19%
Iraq	111	1	8,381	6,682	219	-1%	-8%
Dom. Rep.	35	0	10,151	7,745	191	-4%	-49%
Portugal	68	0	6,978	4,578	189	66%	84%
Guatemala	27	1	4,908	4,305	177	-10%	8%
Oman	111	2	18,781	16,991	173	127%	10%
Kyrgyzstan	19	0	7,013	6,438	163	-12%	-50%
Israel	858	6	24,506	17,193	159	90%	56%
Costa Rica	275	3	13,635	5,213	156	11%	34%
Kuwait	129	0	23,850	21,768	139	-9%	6%
Russia	44	1	7,702	6,350	136	16%	15%
Bahrain	404	0	39,787	35,763	136	27%	26%
Saudi Arabia	14	1	9,532	9,042	132	-31%	1%
Paraguay	117	2	5,104	2,874	104	4%	17%
Kazakhstan	3	0	5,730	5,451	90	-26%	-41%
Belarus	31	1	8,112	7,803	85	26%	0%
Qatar	87	0	43,187	42,090	74	10%	-30%
West Bank an..	111	0	8,227	5,895	60	12%	33%
Czechia	272	1	5,451	2,557	53	181%	297%
UAE	101	0	8,951	7,880	41	38%	-55%
Singapore	3	0	9,855	9,800	5	-35%	N/A
Total World	47	1	4,149	2,860	127	7%	-7%

^{*}Change from 14d ago:
Compares 14d-avgs. of Daily New Cases/Deaths
today with 14d-avgs. from 14d ago

In the last two weeks, cumulative confirmed cases in **France** increased 33%

Sorted by Total Deaths / 1M
Top 50 countries selected by Cases / 1M
Excluded countries with population < 1M

N/A** due to inconsistent reporting of Recovered Cases



Top 50 Countries: Raw Volume

Updated 25 Sept 2020, 3:30 GMT

4

1 - 25

	Today		Total Since 22 Jan			Change from 14d Ago [*] in 14 day avg of daily new	
	New Confirmed	New Deaths	Total Confirmed	Total Recovered	Total Deaths	Confirmed	Deaths
US	44,110	914	6,977,658	2,710,183	202,798	9%	0%
EU	58,200	346	2,679,966	1,113,246	145,758	46%	70%
Brazil	66,338	1,703	4,657,702	4,102,954	139,808	-12%	-5%
India	86,508	1,129	5,732,518	4,674,987	91,149	0%	1%
Mexico	5,408	490	715,457	605,796	75,439	-13%	-18%
UK	6,644	40	418,889	N/A**	41,991	108%	121%
Italy	1,786	23	304,323	221,762	35,781	10%	56%
Peru	6,149	302	782,695	636,489	31,870	-11%	-23%
France	27,833	77	536,289	95,980	31,524	52%	196%
Spain	10,653	84	704,209	150,376	31,118	20%	102%
Iran	3,521	175	436,319	367,829	25,015	47%	33%
Colombia	6,555	0	790,823	662,277	24,746	-15%	-35%
Russia	6,489	147	1,123,976	926,663	19,867	16%	15%
South Africa	1,861	77	667,049	595,916	16,283	-14%	-38%
Argentina	13,467	390	678,266	536,589	14,766	7%	35%
Chile	1,731	124	451,634	426,876	12,469	-7%	-3%
Ecuador	1,254	42	131,146	102,852	11,213	803%	-89%
Indonesia	4,634	128	262,022	191,853	10,105	24%	18%
Belgium	1,881	6	108,768	19,123	9,965	157%	45%
Germany	2,321	13	281,346	247,766	9,436	32%	65%
Canada	1,148	3	151,087	130,576	9,297	74%	29%
Iraq	4,471	45	337,106	268,761	8,799	-1%	-8%
Turkey	1,721	74	309,790	271,964	7,785	4%	30%
Bolivia	628	34	132,618	92,101	7,765	-24%	-76%
Pakistan	798	7	309,015	294,740	6,444	51%	-23%

26 - 50

	Today		Total Since 22 Jan			Change from 14d Ago [*] in 14 day avg of daily new	
	New Confirmed	New Deaths	Total Confirmed	Total Recovered	Total Deaths	Confirmed	Deaths
Netherlands	2,595	17	107,899	3,317	6,361	135%	85%
Sweden	533	2	90,289	N/A**	5,878	83%	52%
Egypt	138	13	102,513	92,644	5,835	-22%	-1%
Philippines	2,164	36	296,755	231,928	5,127	10%	28%
Bangladesh	1,540	28	355,384	265,092	5,072	-21%	-14%
China	15	0	90,424	85,323	4,738	-5%	-72%
Saudi Arabia	498	30	331,857	314,793	4,599	-31%	1%
Romania	1,639	41	118,054	94,877	4,591	11%	-13%
Ukraine	3,478	54	192,966	86,624	3,838	27%	20%
Guatemala	491	16	87,933	77,125	3,170	-10%	8%
Poland	1,136	25	82,809	66,158	2,369	33%	41%
Panama	736	6	108,726	85,494	2,297	-7%	-5%
Honduras	518	27	73,193	24,580	2,249	-9%	-19%
Dom. Rep.	385	2	110,122	84,018	2,076	-4%	-49%
Morocco	2,356	38	110,099	90,186	1,956	34%	-3%
Kazakhstan	61	0	107,590	102,360	1,699	-26%	-41%
Japan	481	15	80,490	72,066	1,540	-20%	-29%
Israel	7,425	53	212,115	148,813	1,378	90%	56%
Ethiopia	604	7	71,687	29,461	1,148	-44%	-24%
Oman	568	10	95,907	86,765	885	127%	10%
Belarus	294	6	76,651	73,733	802	26%	0%
Kuwait	552	2	101,851	92,961	592	-9%	6%
UAE	1,002	1	88,532	77,937	407	38%	-55%
Qatar	250	0	124,425	121,263	212	10%	-30%
Total World	361,390	6,704	32,141,225	22,151,303	981,808	7%	-7%

*Change from 14d ago:
Compares 14d-avgs. of Daily New Cases/Deaths
today with 14d-avgs. from 14d ago

42% of **Global** new deaths today come from **Brazil and India**

Sorted by Raw Total Deaths
Top 50 countries selected by Total Cases
Excluded countries with population < 1M

N/A** due to inconsistent reporting of Recovered Cases



United States: Per 1M



1 - 25

	Today		Total Since 22 Jan			Change from 14d Ago* in 14 day avg of daily new	
	New Confirmed	New Deaths	Total Confirmed	Total Recovered	Total Deaths	Confirmed	Deaths
New Jersey	26	1	22,654	3,901	1,812	21%	-17%
New York	49	0	23,278	3,926	1,701	12%	-18%
Massachusetts	70	2	18,715	16,174	1,358	252%	24%
Connecticut	44	1	15,839	2,611	1,262	36%	62%
Louisiana	124	3	35,111	32,189	1,167	-20%	-9%
Rhode Island	126	4	22,949	2,150	1,044	28%	70%
Mississippi	248	1	32,025	28,670	966	-8%	-15%
DC	79	0	21,404	16,941	880	12%	-55%
Arizona	78	5	29,655	4,725	764	29%	-17%
Michigan	108	1	13,251	9,033	703	9%	-34%
Illinois	178	2	22,377	N/A	692	-10%	14%
Delaware	120	1	20,484	10,770	647	-1%	89%
Maryland	83	1	20,147	1,227	647	-4%	-17%
Florida	118	8	32,268	N/A	642	-10%	1%
Georgia	145	4	29,357	N/A	642	-13%	-25%
S. Carolina	198	3	27,717	13,223	637	34%	-12%
Pennsylvania	66	1	12,356	9,825	629	7%	34%
Texas	154	5	25,775	22,147	535	41%	1%
Indiana	134	3	16,969	13,514	527	2%	-4%
Alabama	215	4	30,226	13,172	511	-13%	-9%
Nevada	127	3	25,063	669	508	-13%	-15%
Iowa	355	2	26,621	19,495	413	5%	-17%
Arkansas	360	6	26,194	23,440	413	52%	52%
New Mexico	113	1	13,460	7,473	410	19%	-17%
Ohio	85	2	12,639	10,885	403	-10%	30%
California	78	3	20,235	N/A	390	-18%	-6%

26 - 51

	Today		Total Since 22 Jan			Change from 14d Ago* in 14 day avg of daily new	
	New Confirmed	New Deaths	Total Confirmed	Total Recovered	Total Deaths	Confirmed	Deaths
California	78	3	20,235	N/A	390	-18%	-6%
Virginia	105	3	16,795	2,003	364	-7%	123%
Minnesota	162	1	16,493	14,870	362	9%	28%
Colorado	95	1	11,669	1,103	353	84%	13%
Tennessee	131	5	27,484	25,062	339	2%	3%
New Hampshire	27	0	5,916	5,387	322	24%	33%
N. Carolina	161	4	18,896	16,821	320	-11%	2%
Missouri	221	2	19,481	N/A	318	12%	6%
North Dakota	617	10	25,524	20,677	277	37%	143%
Washington	70	0	11,062	N/A	273	0%	0%
Idaho	275	2	21,954	11,696	256	32%	-22%
Kentucky	144	3	14,360	2,590	254	7%	-18%
Oklahoma	274	3	20,532	17,136	248	30%	7%
Nebraska	234	0	22,090	16,224	239	25%	-18%
South Dakota	523	9	22,717	18,760	237	17%	120%
Wisconsin	411	1	18,605	15,582	217	100%	-12%
Kansas	153	0	18,979	689	213	1%	100%
West Virginia	114	3	8,213	6,044	183	33%	17%
Montana	309	0	10,519	8,078	154	49%	68%
Utah	374	0	20,936	16,488	138	103%	-48%
Oregon	86	0	7,555	1,300	128	25%	-29%
Maine	33	0	3,879	3,331	104	165%	200%
Vermont	3	0	2,763	2,510	93	-16%	N/A
Hawaii	64	1	8,319	3,620	88	-45%	-23%
Wyoming	235	0	9,166	7,540	86	137%	60%
Alaska	175	1	9,749	3,733	63	8%	-20%

*Change from 14d ago:
Compares 14d-avgs. of Daily New Cases/Deaths
today with 14d-avgs. from 14d ago

Since 1 Sept, cumulative confirmed cases in **Wisconsin** increased 41%

Sorted by Total Deaths / 1M

N/As due to states revising and updating case counts



United States: Raw Volume



1 - 25

	Today		Total Since 22 Jan			Change from 14d Ago* in 14 day avg of daily new	
	New Confirmed	New Deaths	Total Confirmed	Total Recovered	Total Deaths	Confirmed	Deaths
New York	955	5	452,847	76,382	33,095	12%	-18%
New Jersey	228	9	201,216	34,650	16,091	21%	-17%
Texas	4,453	138	747,366	642,169	15,510	41%	1%
California	3,080	102	799,516	N/A	15,393	-18%	-6%
Florida	2,541	177	693,040	N/A	13,795	-10%	1%
Massachusetts	481	15	128,993	111,479	9,362	252%	24%
Illinois	2,256	30	283,559	N/A	8,774	-10%	14%
Pennsylvania	845	16	158,181	125,785	8,054	7%	34%
Michigan	1,078	6	132,337	90,216	7,019	9%	-34%
Georgia	1,537	47	311,698	N/A	6,816	-13%	-25%
Arizona	568	34	215,852	34,393	5,559	29%	-17%
Louisiana	577	16	163,222	149,640	5,423	-20%	-9%
Ohio	991	28	147,744	127,239	4,715	-10%	30%
Connecticut	157	2	56,472	9,310	4,499	36%	62%
Maryland	503	7	121,800	7,416	3,909	-4%	-17%
Indiana	899	18	114,236	90,979	3,548	2%	-4%
N. Carolina	1,687	40	198,187	176,422	3,356	-11%	2%
S. Carolina	1,021	17	142,707	68,079	3,279	34%	-12%
Virginia	898	24	143,357	17,099	3,111	-7%	123%
Mississippi	737	4	95,310	85,327	2,874	-8%	-15%
Alabama	1,053	18	148,206	64,583	2,506	-13%	-9%
Tennessee	892	35	187,690	171,153	2,312	2%	3%
Washington	536	-1	84,238	N/A	2,080	0%	0%
Minnesota	912	3	93,012	83,862	2,040	9%	28%
Colorado	547	3	67,196	6,351	2,033	84%	13%

26 - 51

	Today		Total Since 22 Jan			Change from 14d Ago* in 14 day avg of daily new	
	New Confirmed	New Deaths	Total Confirmed	Total Recovered	Total Deaths	Confirmed	Deaths
Missouri	1,356	13	119,561	N/A	1,951	12%	6%
Nevada	390	8	77,197	2,062	1,564	-13%	-15%
Iowa	1,120	5	83,991	61,509	1,303	5%	-17%
Wisconsin	2,392	6	108,324	90,726	1,265	100%	-12%
Arkansas	1,086	17	79,049	70,737	1,246	52%	52%
Kentucky	643	13	64,158	11,570	1,137	7%	-18%
Rhode Island	134	4	24,311	2,278	1,106	28%	70%
Oklahoma	1,083	11	81,244	67,807	981	30%	7%
New Mexico	237	2	28,224	15,669	859	19%	-17%
Delaware	117	1	19,947	10,487	630	-1%	89%
Kansas	446	1	55,292	2,008	621	1%	100%
DC	56	0	15,106	11,956	621	12%	-55%
Oregon	362	1	31,865	5,484	539	25%	-29%
Nebraska	453	0	42,731	31,383	462	25%	-18%
Idaho	491	3	39,234	20,901	457	32%	-22%
Utah	1,198	0	67,119	52,860	444	103%	-48%
New Hampshire	37	0	8,044	7,325	438	24%	33%
West Virginia	204	6	14,719	10,831	328	33%	17%
North Dakota	470	8	19,451	15,757	211	37%	143%
South Dakota	463	8	20,097	16,596	210	17%	120%
Montana	330	0	11,242	8,634	165	49%	68%
Maine	44	0	5,214	4,478	140	165%	200%
Hawaii	90	2	11,779	5,125	124	-45%	-23%
Vermont	2	0	1,724	1,566	58	-16%	N/A
Wyoming	136	0	5,305	4,364	50	137%	60%
Alaska	128	1	7,132	2,731	46	8%	-20%

*Change from 14d ago:
Compares 14d-avgs. of Daily New Cases/Deaths
today with 14d-avgs. from 14d ago

Cumulative confirmed cases in **California, Texas** and **Florida**
account for 32% of total confirmed cases in the **US**

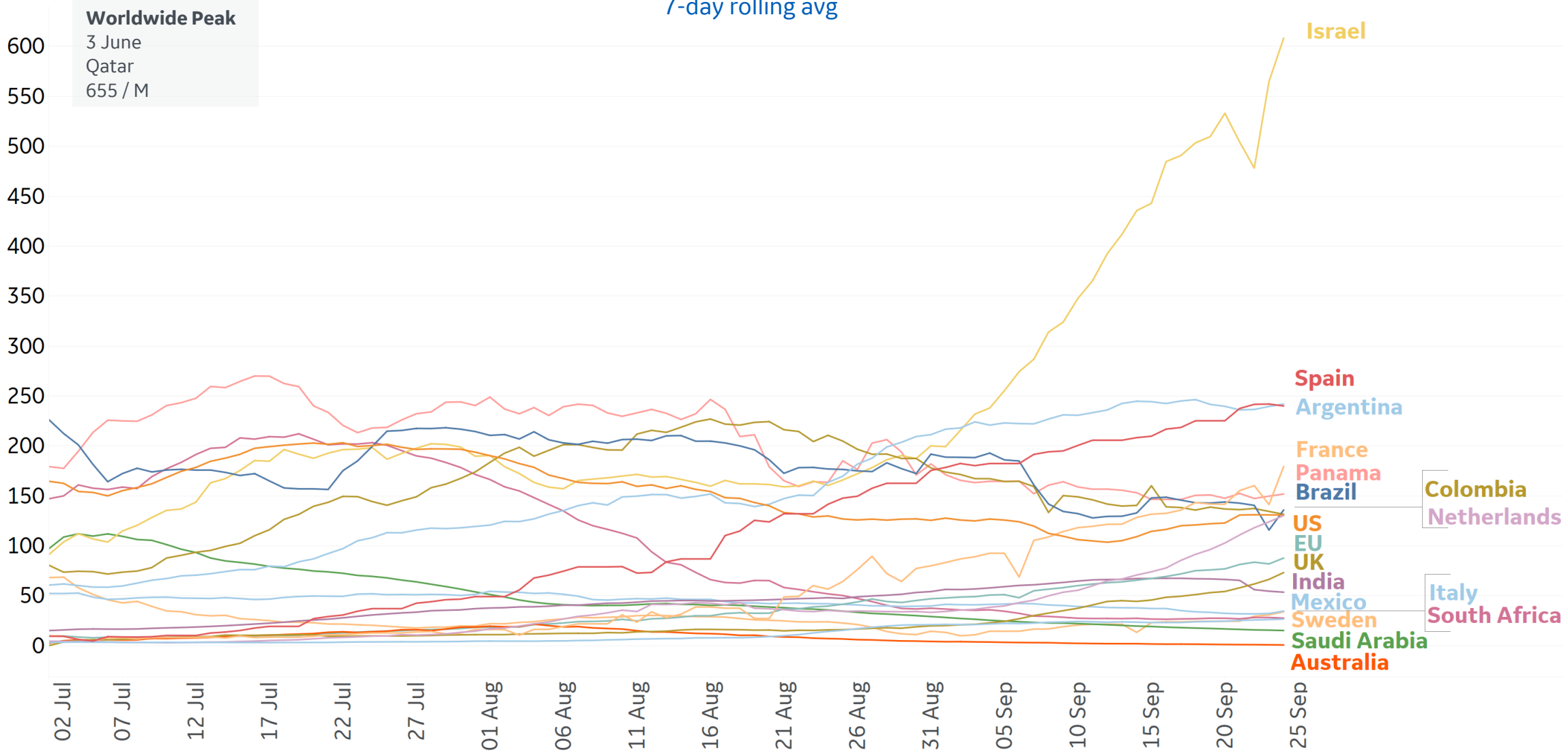
Sorted by Raw Total Deaths

N/As due to states revising and updating case counts



New Confirmed Cases in Select Countries

Daily New Confirmed Cases / 1M
7-day rolling avg

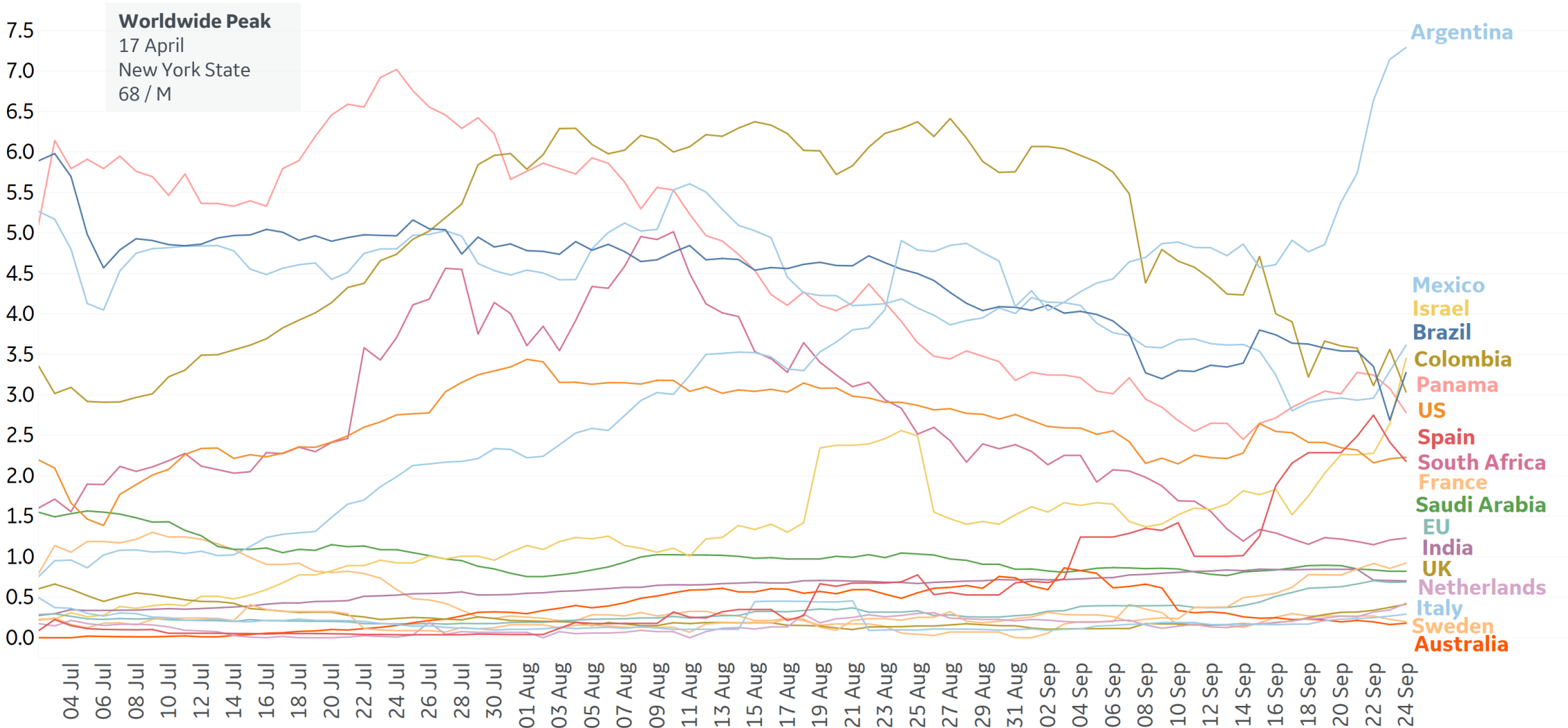




New Deaths in Select Countries



Daily New Deaths / 1M
7-day rolling avg

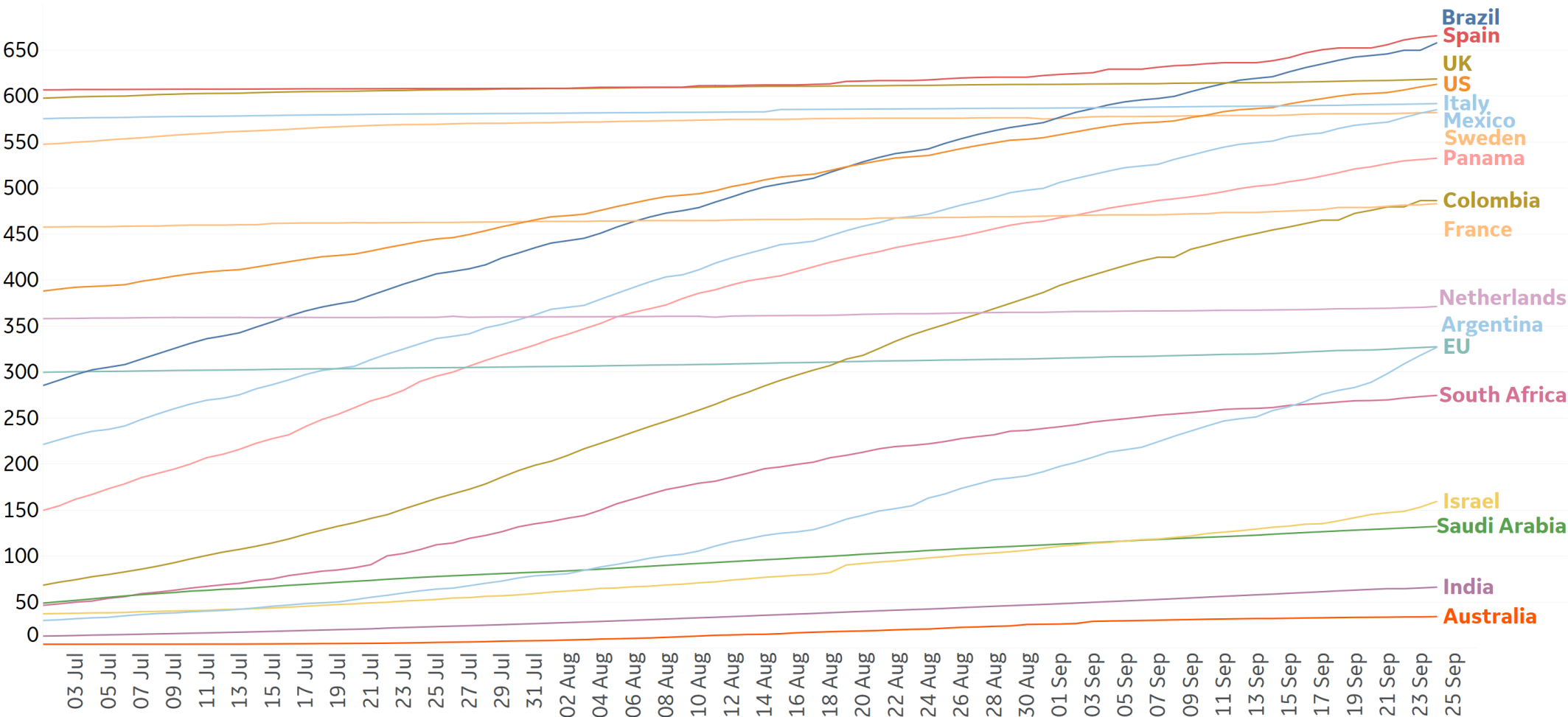




Cumulative Deaths in Select Countries

Updated 25 Sept 2020, 3:30 GMT

Cumulative Deaths / 1M



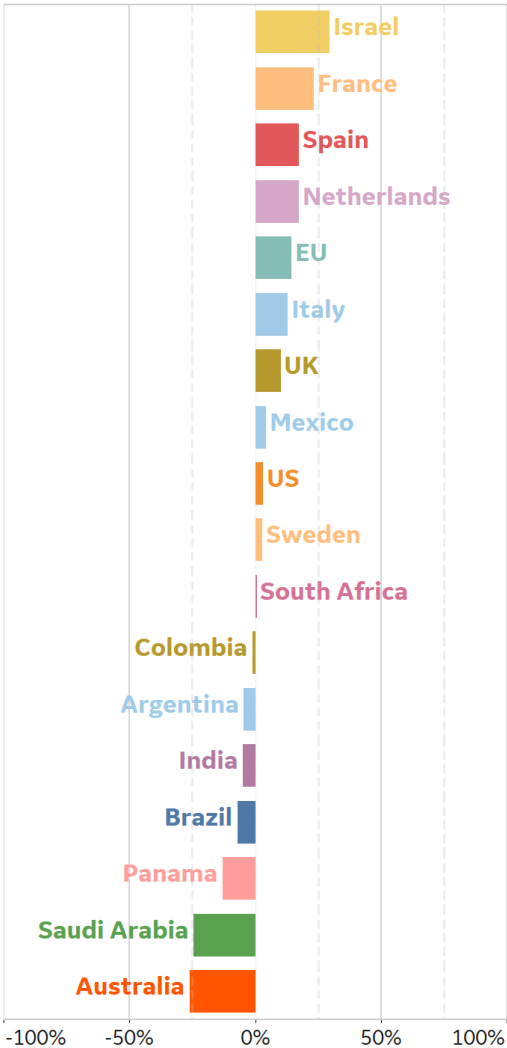
[illegible]



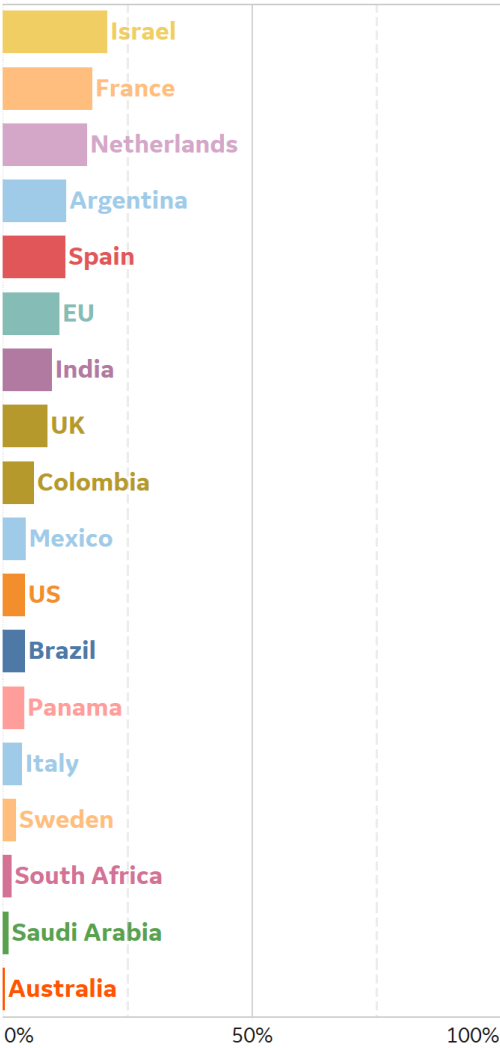
% Change in Case Volume in Select Countries

Over Previous 7 days

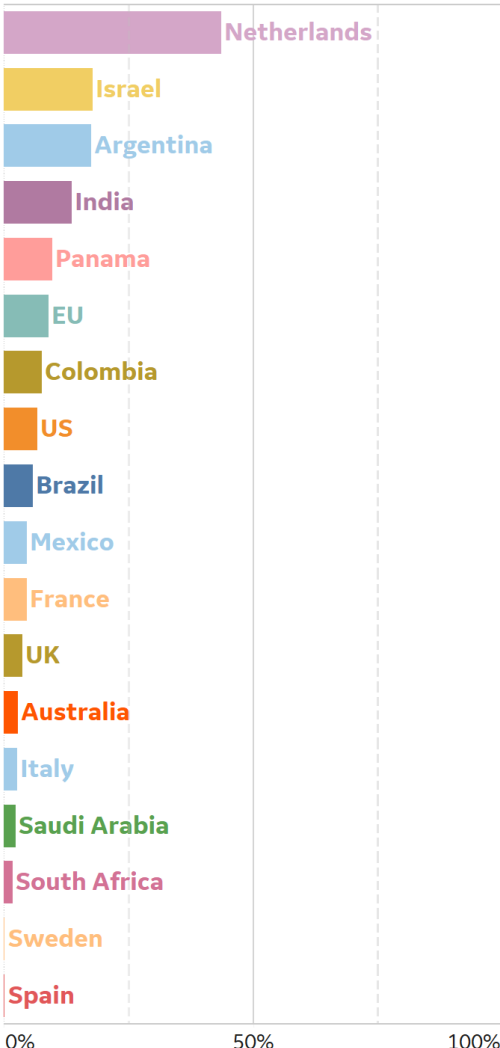
Active Cases



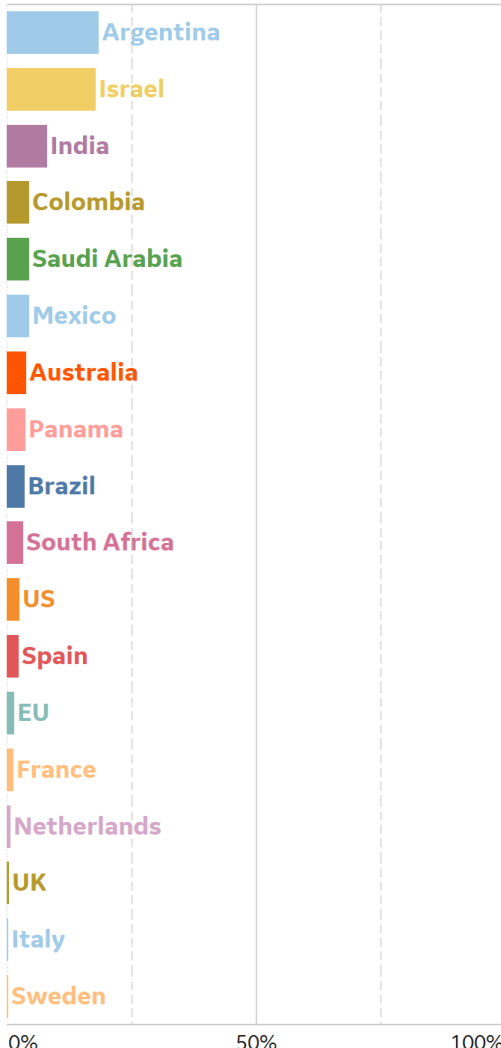
Confirmed Cases



Reported Recoveries



Reported Deaths





Feature: Trends in CC Ecosystem Cities

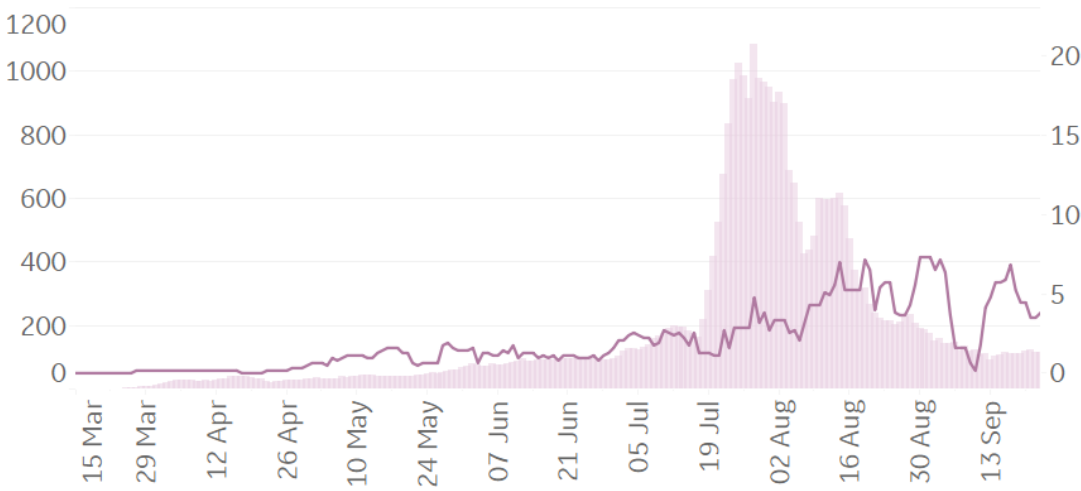
Daily New Confirmed Cases / 1M (Bars)

7-day Rolling Avg

Asheville, NC



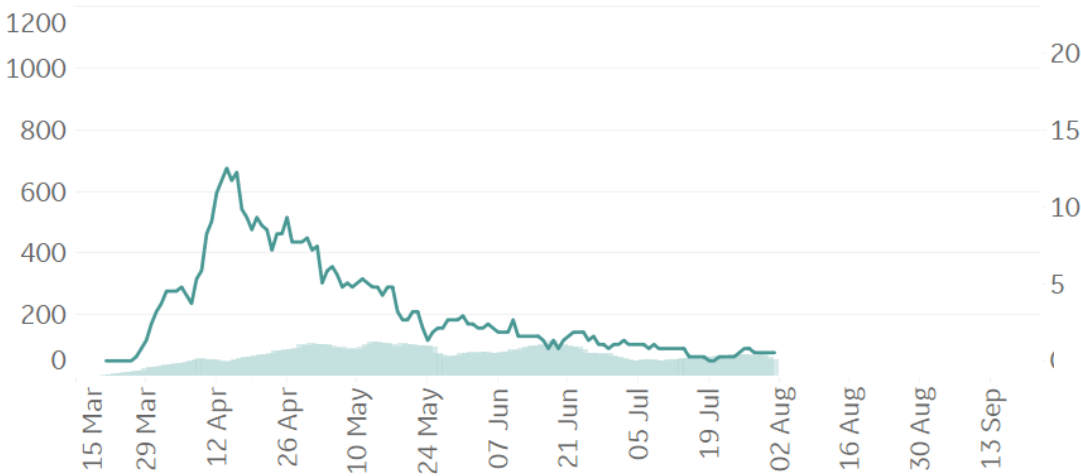
Bakersfield, CA



Baltimore, MD



Bradford, UK



Daily New Deaths / 1M (Lines)
7-day Rolling Avg

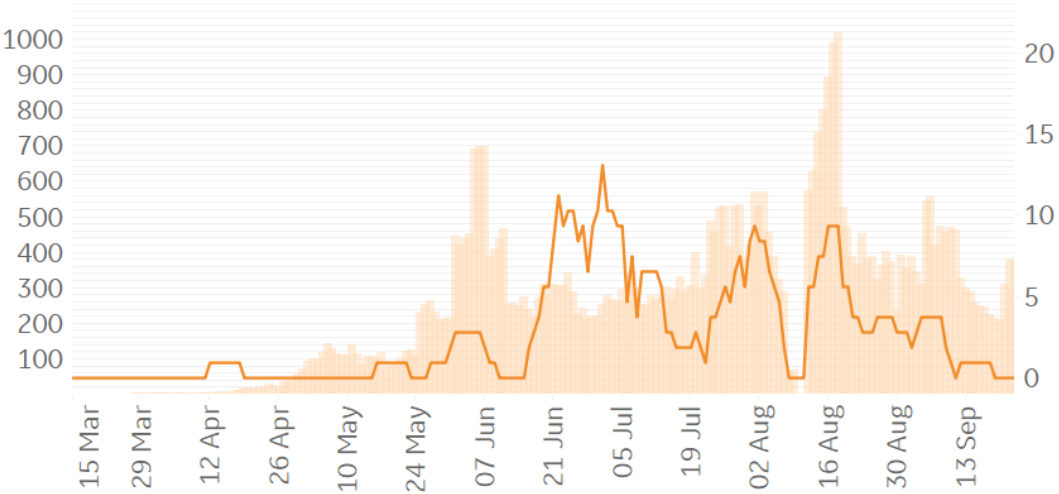
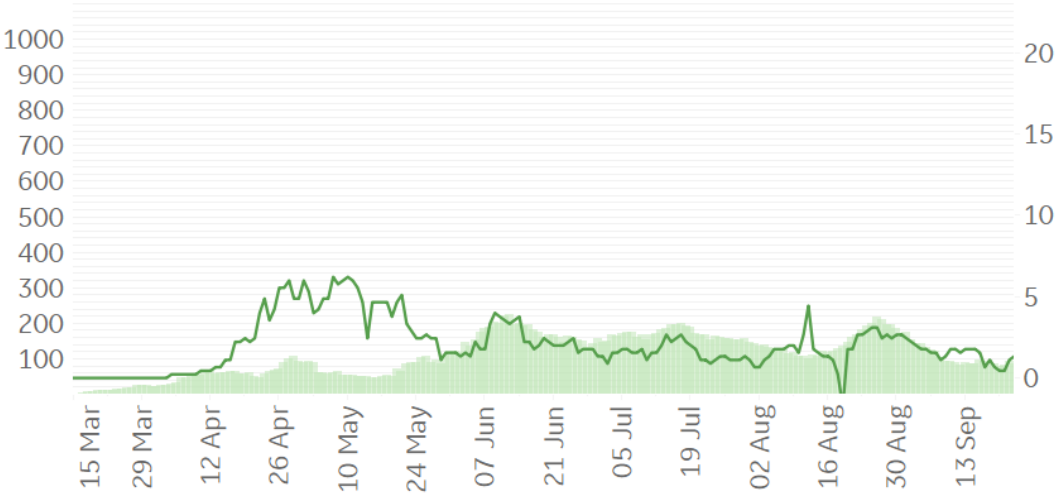


Feature: Trends in CC Ecosystem Cities

Durham, NC

Hanford, CA

Daily New Confirmed Cases / 1M (Bars)
7-day Rolling Avg



Los Angeles, CA

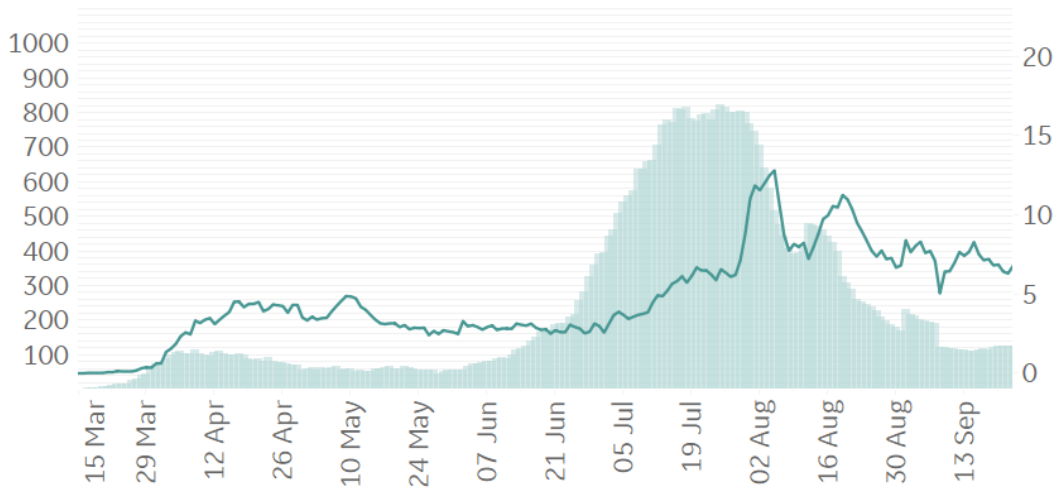


Daily New Deaths / 1M (Lines)
7-day Rolling Avg

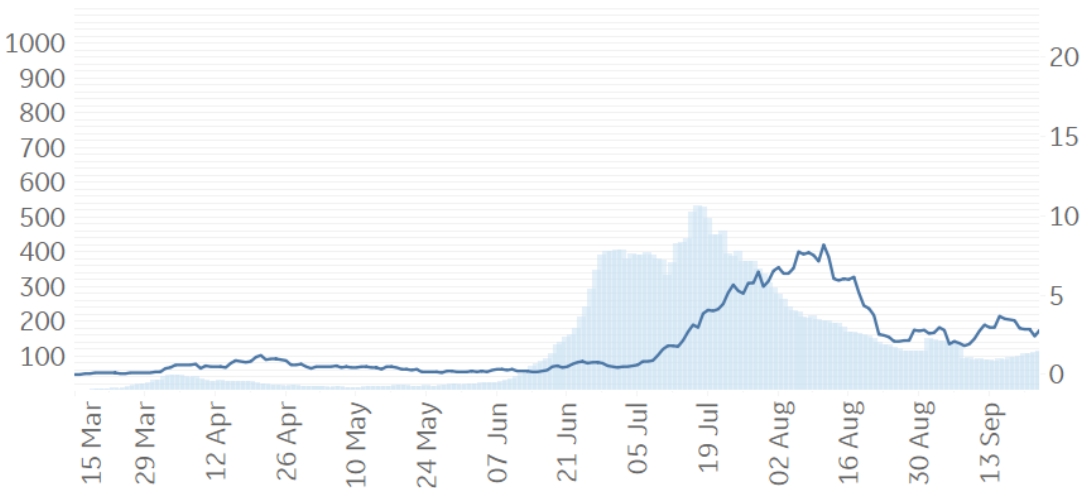


Feature: Trends in CC Ecosystem Cities

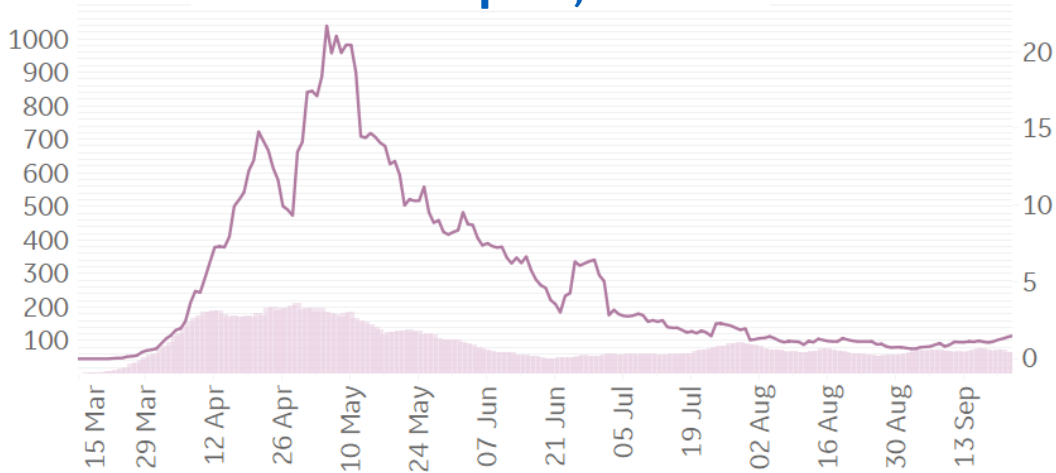
Miami, FL



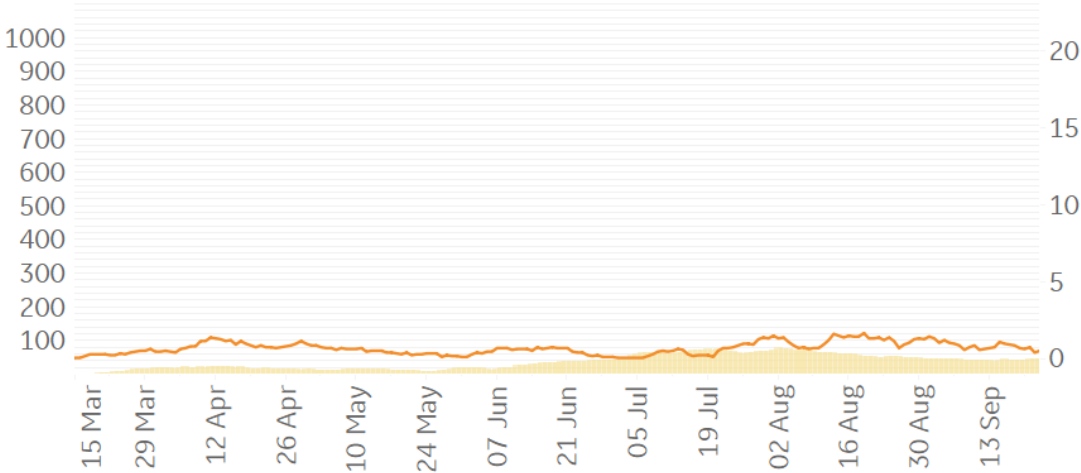
Orlando, FL



Philadelphia, PA



Portland, OR



Daily New Confirmed Cases / 1M (Bars)

7-day Rolling Avg

Daily New Deaths / 1M (Lines)

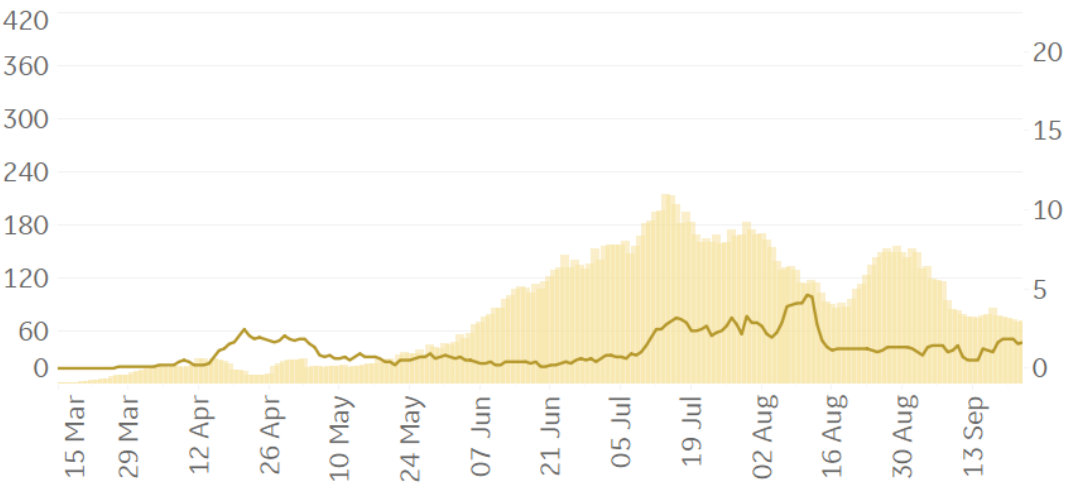
7-day Rolling Avg



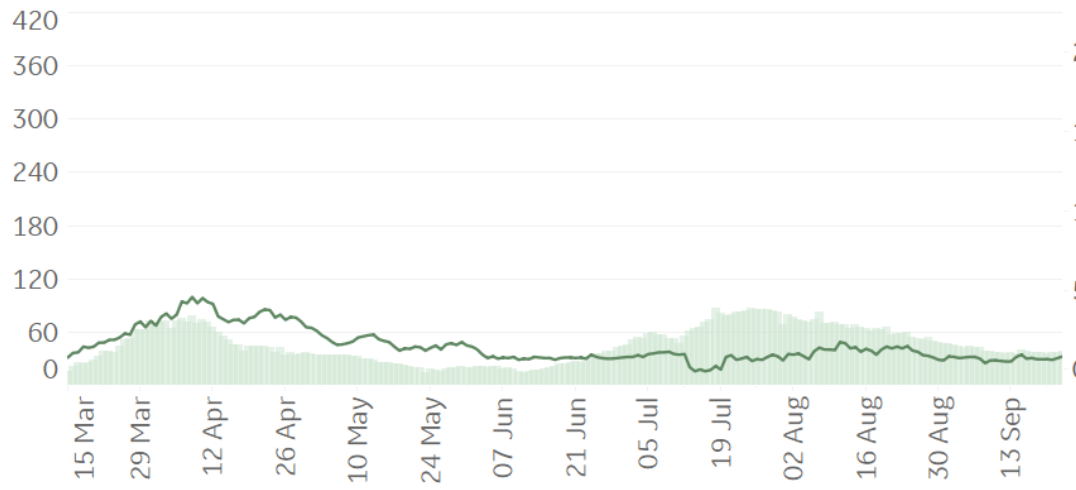
Feature: Trends in CC Ecosystem Cities

Raleigh, NC

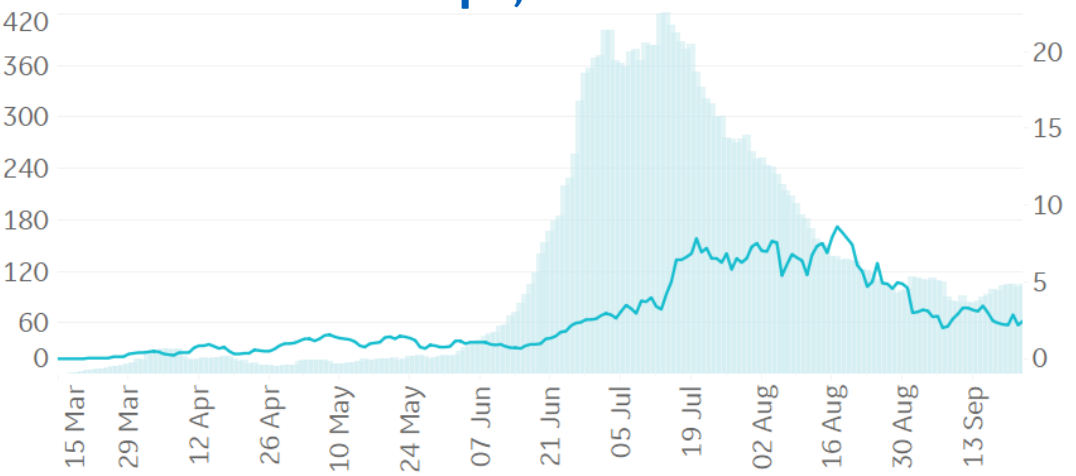
Daily New Confirmed Cases / 1M (Bars)
7-day Rolling Avg



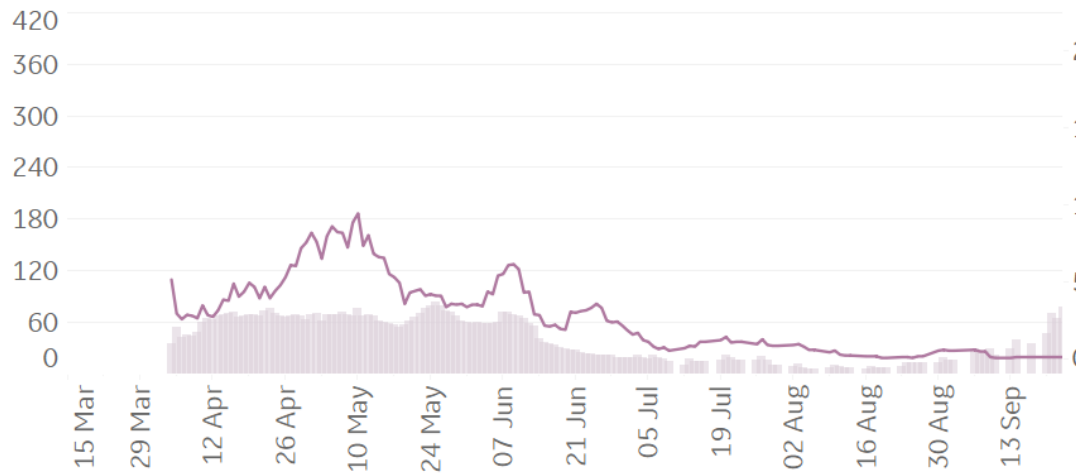
Seattle, WA



Tampa, FL



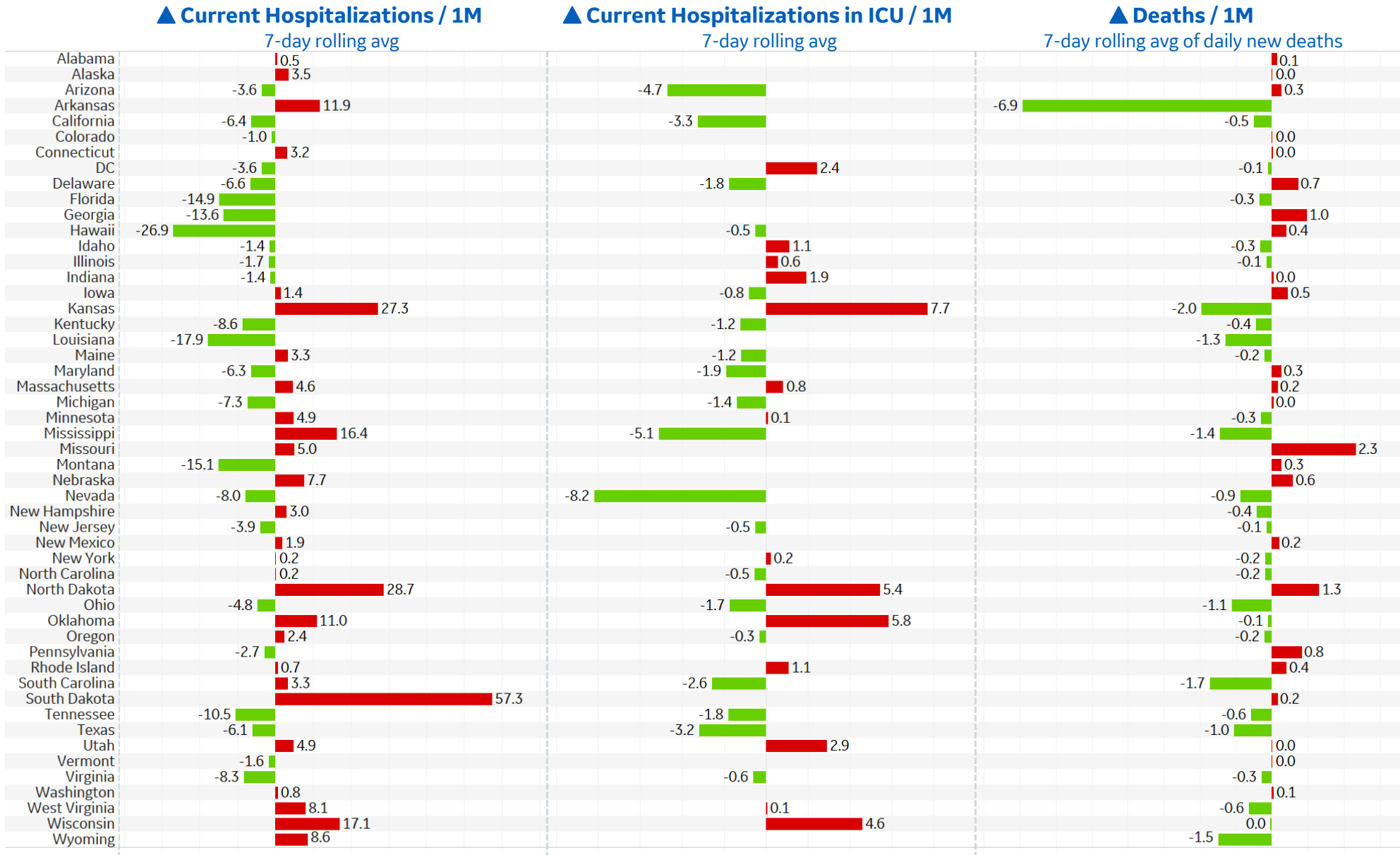
Toronto, Canada



Daily New Deaths / 1M (Lines)
7-day Rolling Avg



Feature: US Changes from Previous Week



*Blank rows indicate insignificant or missing data



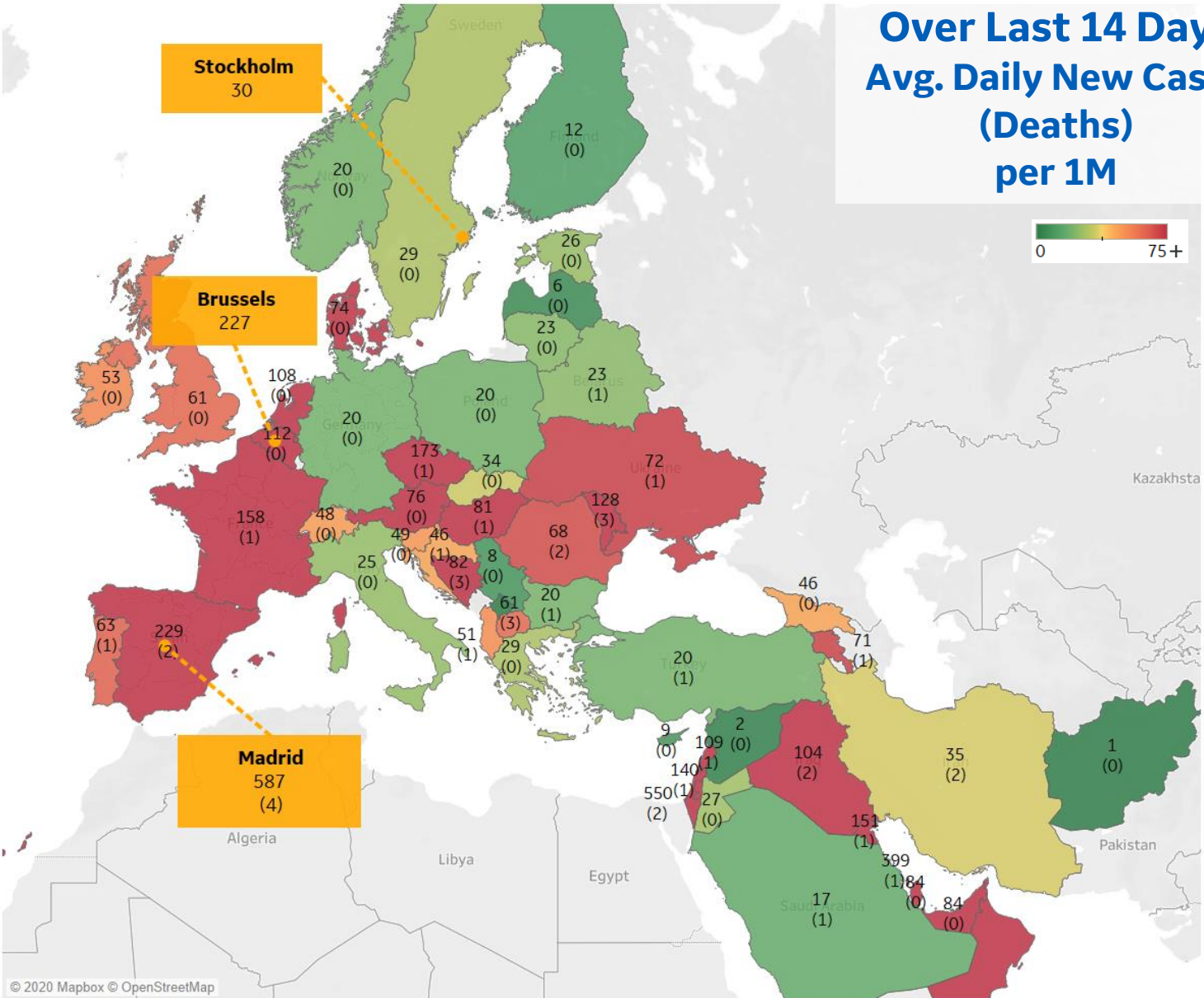
Per 1M in Region

	Today	Change
Active Cases	2,346	+3%
Confirmed	98 new	+2%
Deaths	1 new	+0.4%
Recovered	29 new	+1%

Most Daily New Cases / 1M

Israel	550
Bahrain	399
Spain	229
Czechia	173
France	158
Kuwait	151
Moldova	128
Belgium	112
Lebanon	109
Netherlands	108

* Excludes regions with population < 1M





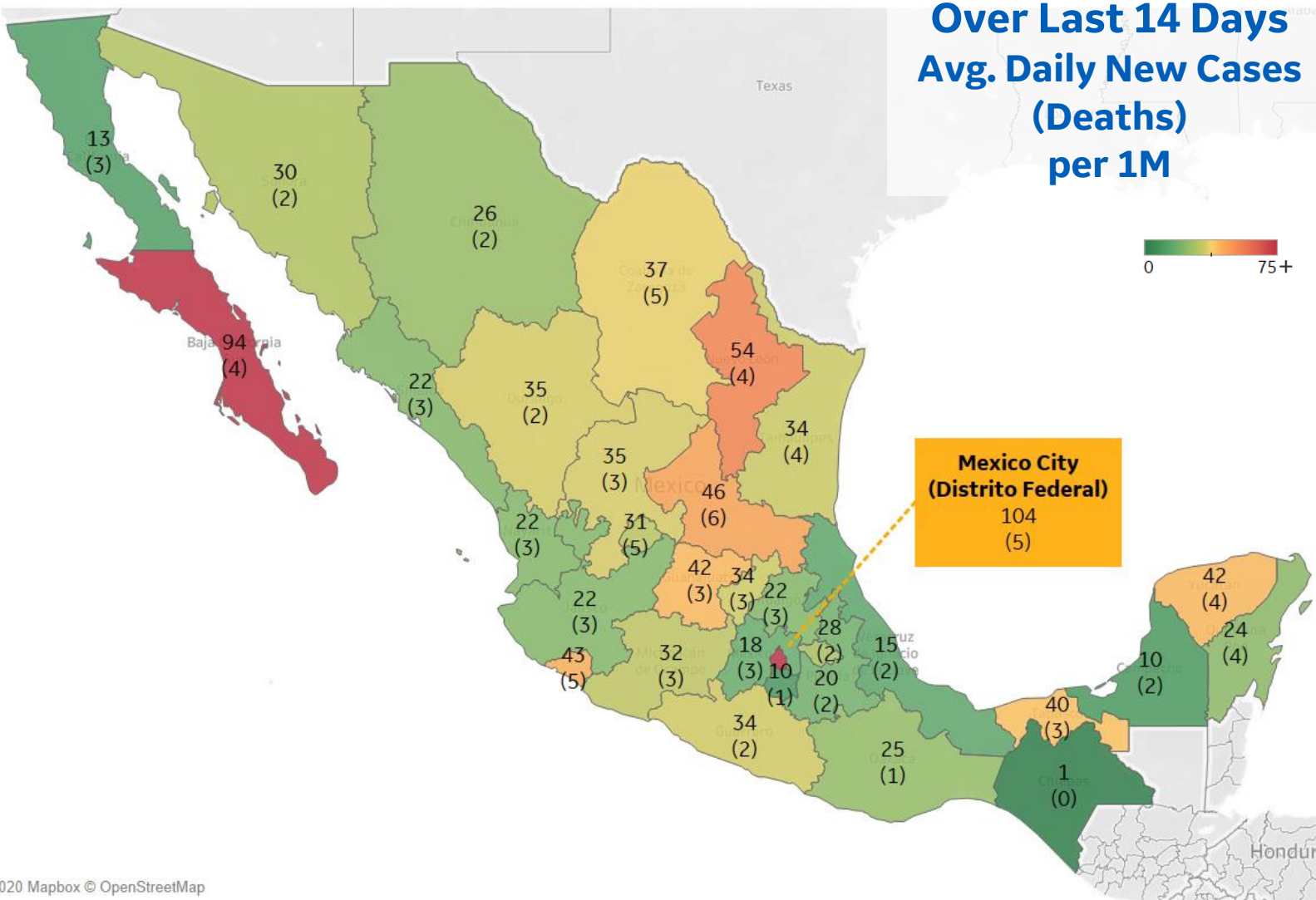
Mexico

Per 1M in Region

	Today	Change
Active Cases	265	+2%
Confirmed	42 new	+0.8%
Deaths	4 new	+0.7%
Recovered	33 new	+0.7%

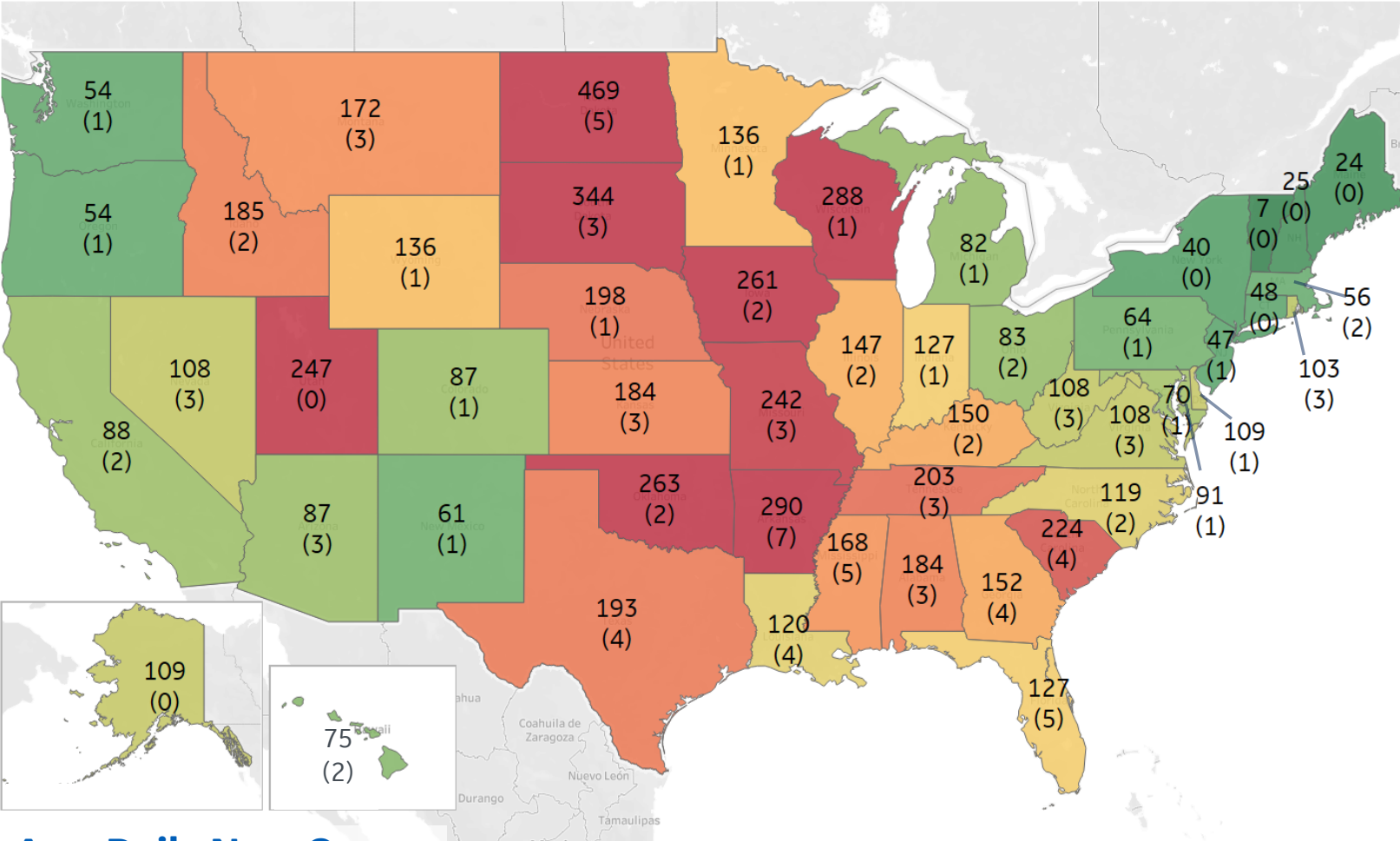
Most Daily New Cases / 1M

Distrito Federal	104
Baja California Sur	94
Nuevo León	54
San Luis Potosí	46
Colima	43
Guanajuato	42
Yucatán	42
Tabasco	40
Coahuila	37
Durango	35

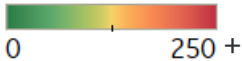




Over Last 14 Days...



**Avg. Daily New Cases
(Deaths)
per 1M**



Note: Scale different from other pages

Top 10 by New Confirmed

Avg New Confirmed Cases / 1M

North Dakota	469
South Dakota	344
Arkansas	290
Wisconsin	288
Oklahoma	263
Iowa	261
Utah	247
Missouri	242
South Carolina	224
Tennessee	203

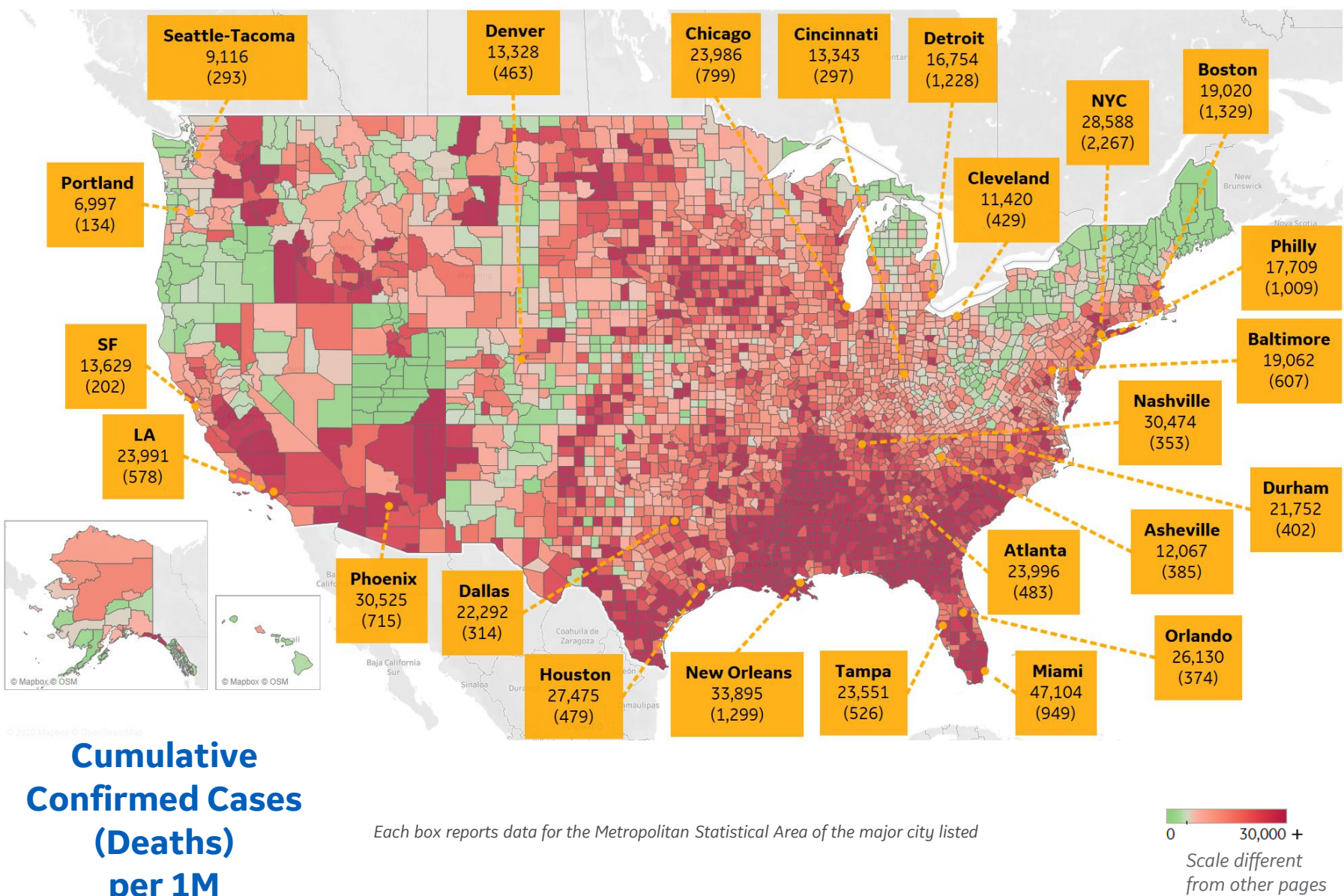
Top 10 by New Deaths

Avg New Deaths / 1M

Arkansas	7
Mississippi	5
Florida	5
North Dakota	5
South Carolina	4
Georgia	4
Louisiana	4
Texas	4
Tennessee	3
Virginia	3



US by County & Metro, Cumulative to Date



Top 25 Counties

Cumulative Confirmed Cases / 1M

Miami-Dade County, FL	61,934
Nueces County, TX	56,402
Cameron County, TX	53,374
Webb County, TX	48,704
Rockland County, NY	46,036
Yakima County, WA	45,166
Jefferson Parish, LA	40,306
Westchester County, NY	39,222
Broward County, FL	39,087
Escambia County, FL	38,144
Charleston County, SC	38,118
Davidson County, TN	37,819
Passaic County, NJ	37,680
Hidalgo County, TX	36,112
Richland County, SC	35,677
Kern County, CA	35,228
Leon County, FL	35,009
Lubbock County, TX	34,952
Nassau County, NY	34,220
East Baton Rouge Parish, LA	34,127
Tulare County, CA	33,954
Galveston County, TX	33,668
Collier County, FL	32,704
Osceola County, FL	32,703
Shelby County, TN	32,502

Note: Includes counties ≥ 250K population

* New York City counties aggregated into one reporting area



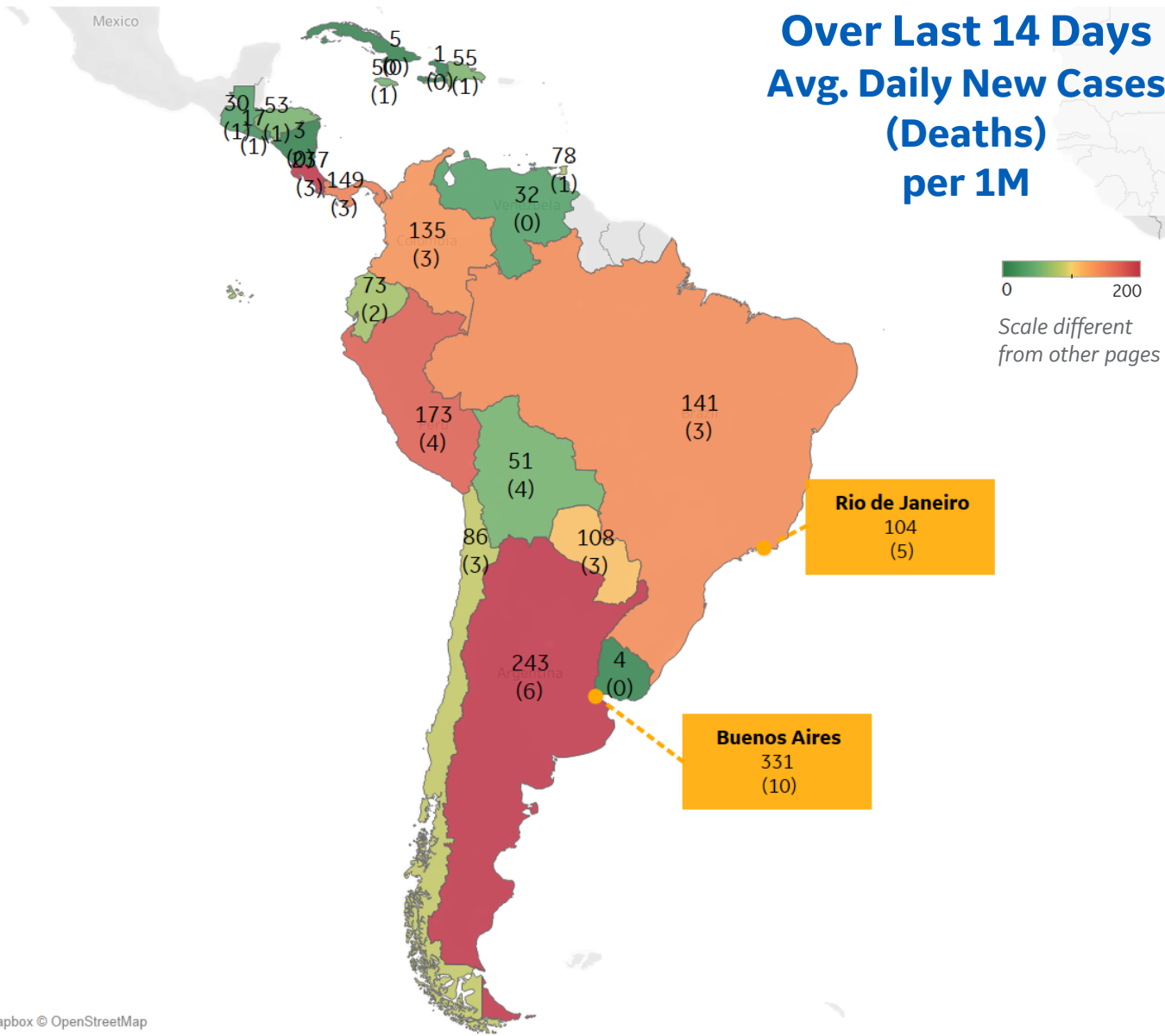
Per 1M in Region

	Today	Change
Active Cases	1,936	+3%
Confirmed	196 new	+1.3%
Deaths	5 new	+1.1%
Recovered	143 new	+1%

Most Daily New Cases / 1M

Argentina	243
Costa Rica	237
Peru	173
Panama	149
Brazil	141
Colombia	135
Paraguay	108
Chile	86
Trinidad and Toba..	78
Ecuador	73

* Excludes regions with population < 1M





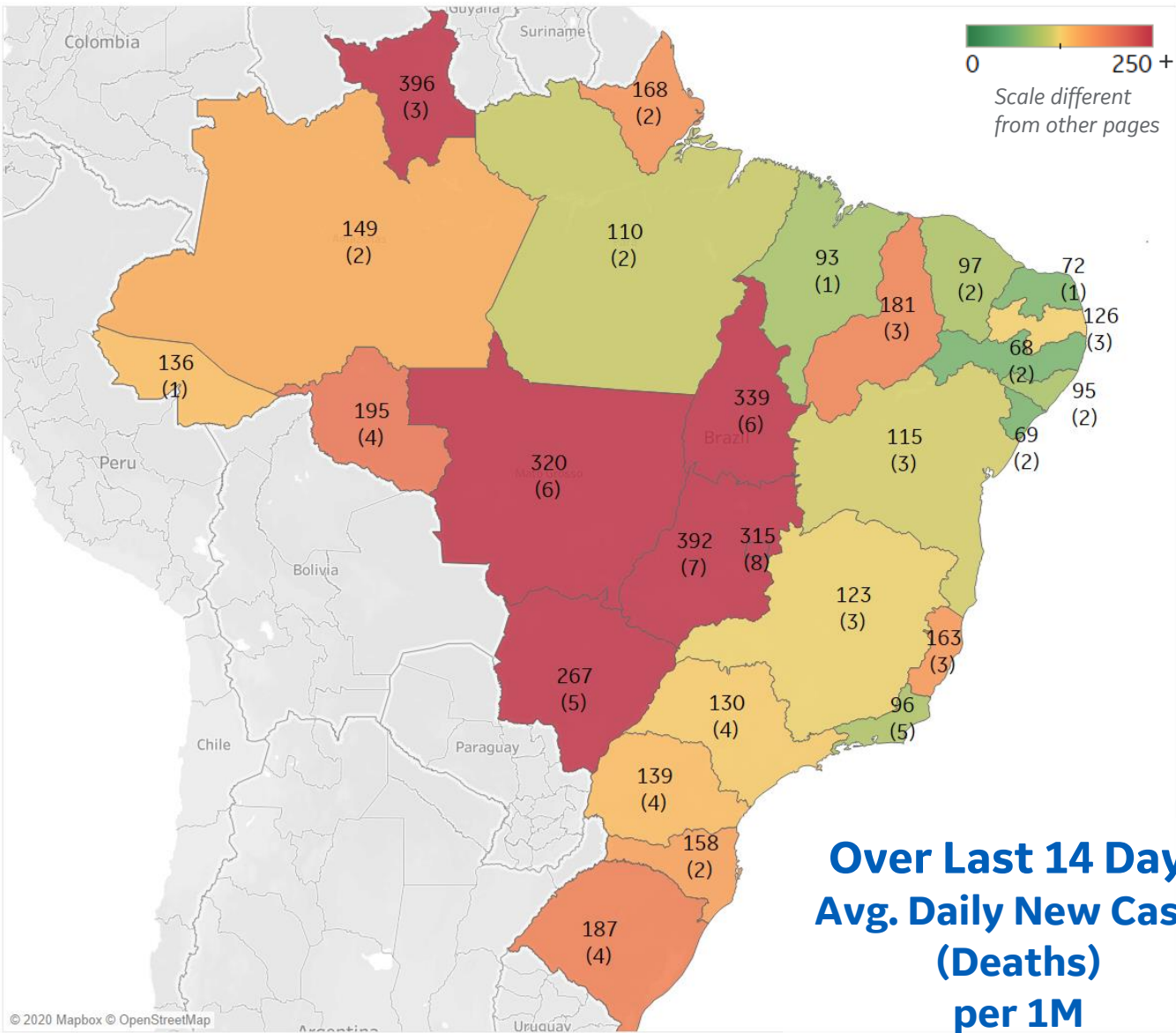
Per 1M in Region

	Today	Change
Active Cases	1,952	+2%
Confirmed	312 new	+1%
Deaths	8 new	+1%
Recovered	264 new	+1%

Most Daily New Cases / 1M

Goiás	392
Tocantins	339
MatoGrosso	320
Distrito Federal	315
MatoGrosso d..	267
Rondônia	195
Rio Grande do ..	187
Piauí	181
Espírito Santo	163
Santa Catarina	158

* Excludes regions with population < 1M





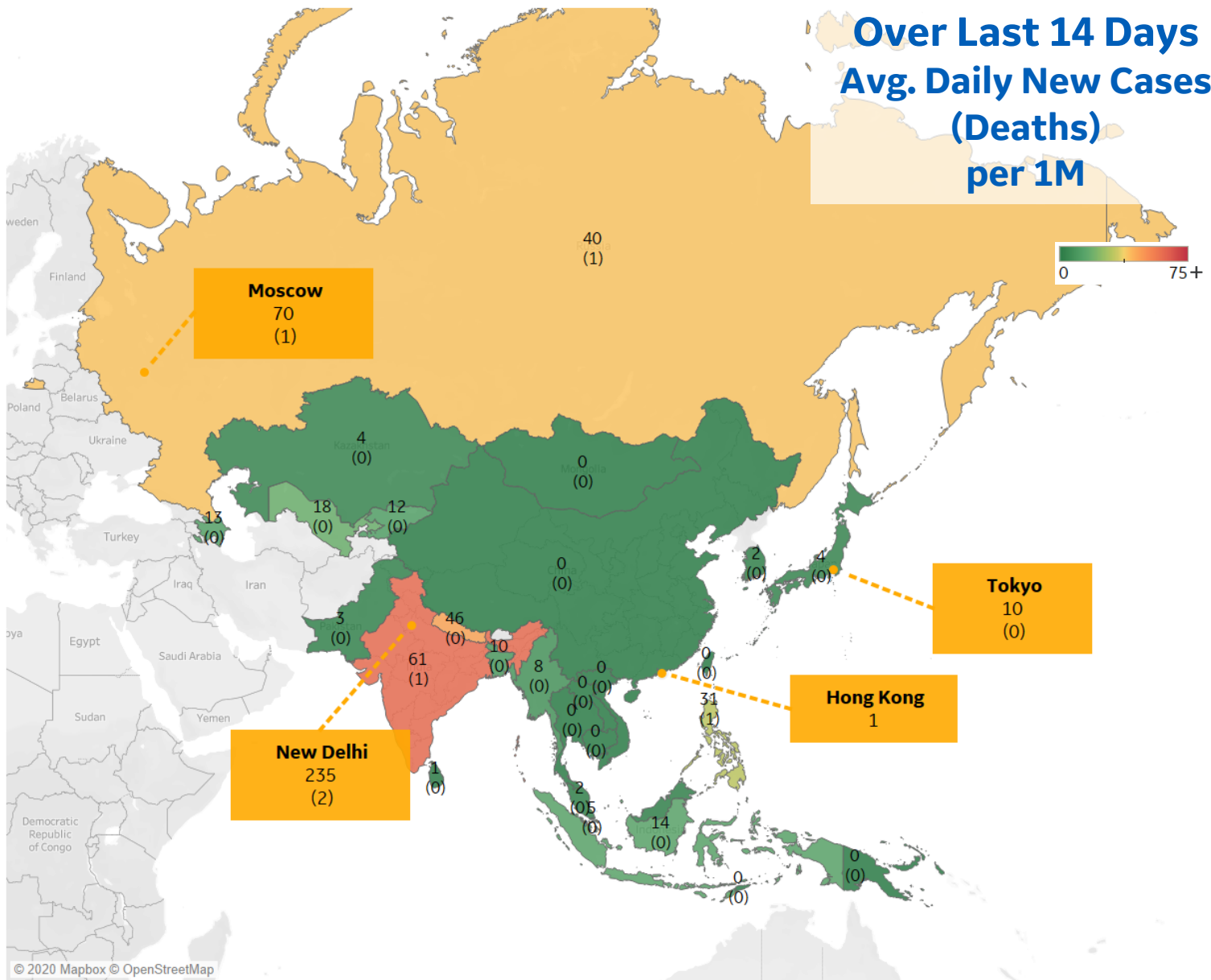
Per 1M in Region

	Today	Change
Active Cases	323	+0.1%
Confirmed	24 new	+1.2%
Deaths	0.4 new	+1%
Recovered	23 new	+1.4%

Most Daily New Cases / 1M

India	61
Nepal	46
Russia	40
Philippines	31
Uzbekistan	18
Indonesia	14
Azerbaijan	13
Kyrgyzstan	12
Bangladesh	10
Myanmar	8

* Excludes regions with population < 1M





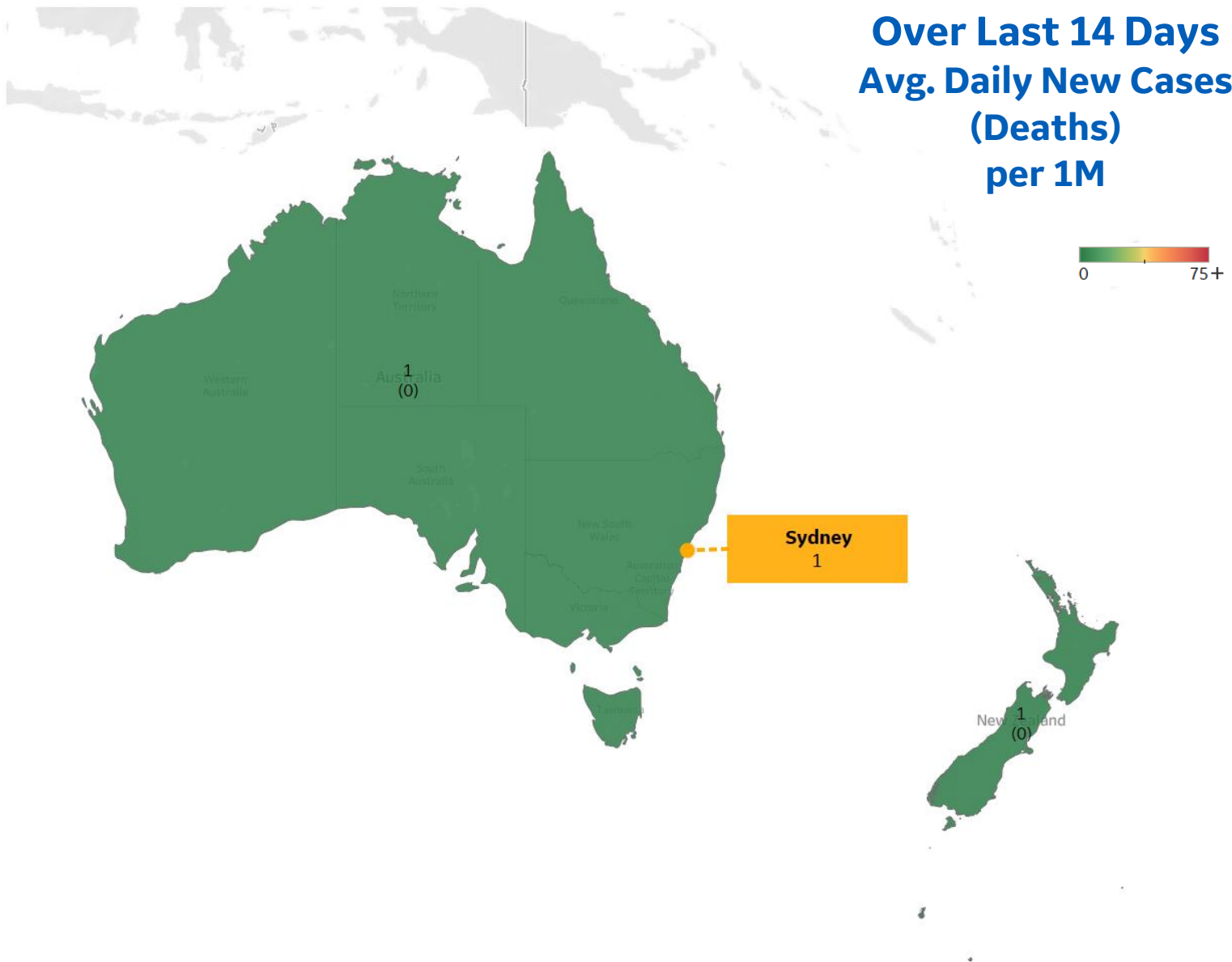
Per 1M in Region

	Today	Change
Active Cases	54	-4%
Confirmed	1 new	+0.1%
Deaths	0.3 new	+0.9%
Recovered	2 new	+0.2%

Most Daily New Cases / 1M

Australia	1
New Zealand	1

* Excludes regions with population < 1M





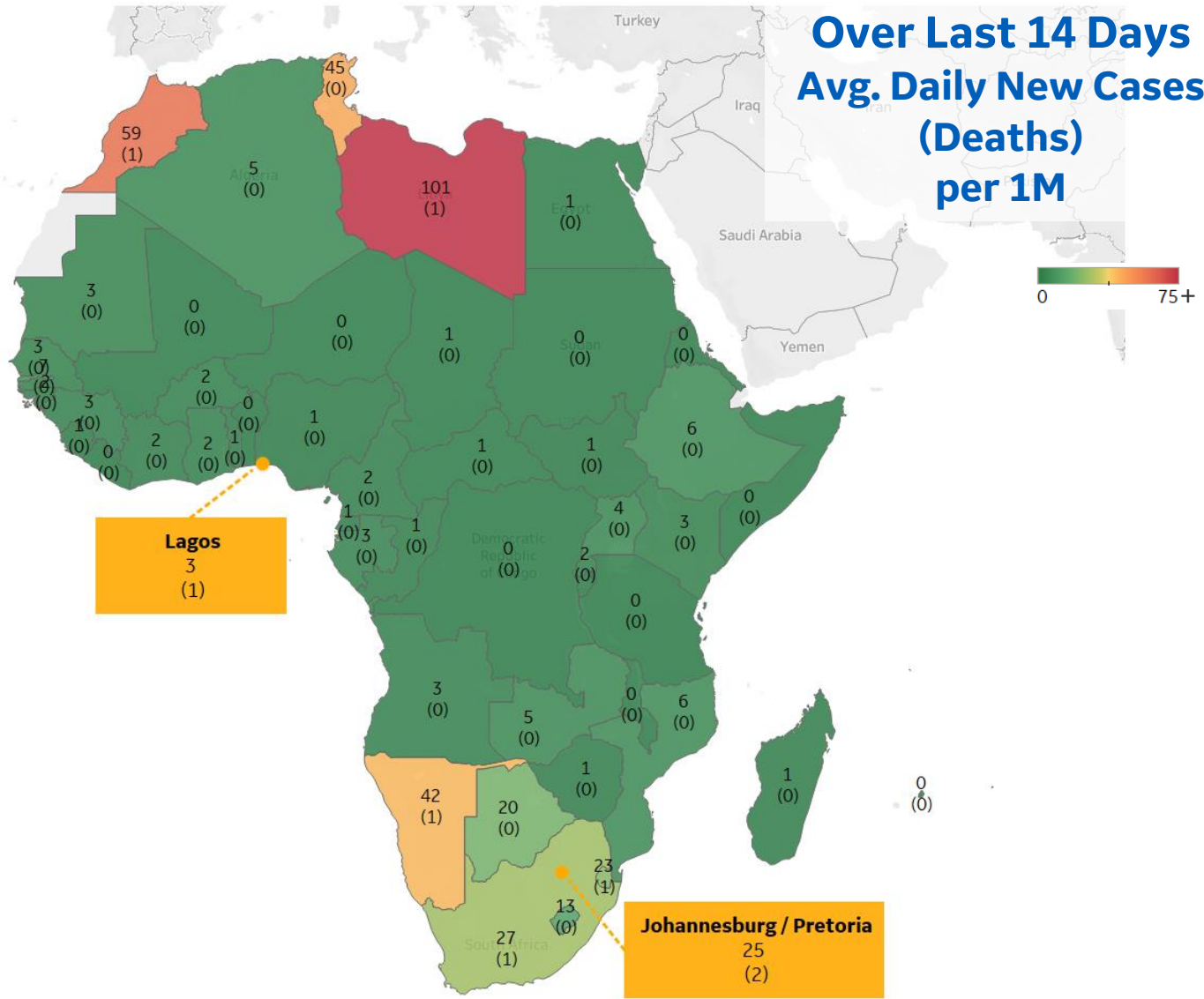
Per 1M in Region

	Today	Change
Active Cases	163	-1%
Confirmed	6 new	+0.6%
Deaths	0.1 new	+0.5%
Recovered	8 new	+0.9%

Most Daily New Cases / 1M

Libya	101
Morocco	59
Tunisia	45
Namibia	42
South Africa	27
Eswatini	23
Botswana	20
Lesotho	13
Gambia	7
Mozambique	6

* Excludes regions with population < 1M





Sources



** Per 1M = Per 1 Million Population unless otherwise noted

Johns Hopkins Coronavirus Resource Center:

<https://coronavirus.jhu.edu/map.html>

Worldometer Coronavirus Reporting:

<https://www.worldometers.info/coronavirus/>

Public Health England:

<https://www.gov.uk/government/publications/covid-19-track-coronavirus-cases>

US Department of Homeland Security, Homeland Infrastructure Foundation-Level Data:

<https://hifld-geoplatform.opendata.arcgis.com/datasets/hospitals>

City of New York, NYC Health:

<https://www1.nyc.gov/site/doh/covid/covid-19-data.page>

Chicago Coronavirus Latest Data:

<https://www.chicago.gov/city/en/sites/covid-19/home/latest-data.html>

National Health Commission of the PRC:

<http://www.nhc.gov.cn/xcs/yqtb/202003/bf66696029ba420098164607240074f8.shtml>

Korean Centers for Disease Control and Prevention:

http://www.cdc.go.kr/cdc_eng/

CDC, Severe Outcomes Among Patients with Coronavirus Disease 2019 (COVID-19):

<https://www.cdc.gov/mmwr/volumes/69/wr/mm6912e2.htm>

Italian Department of Civil Protection, COVID Monitoring:

<http://opendatadpc.maps.arcgis.com/apps/opsdashboard/index.html#/b0c68bce2cce478eaac82fe38d4138b1>

The COVID Tracking Project:

<https://covidtracking.com/data/>

UK Office for National Statistics

<https://www.ons.gov.uk/peoplepopulationandcommunity/birthsdeathsandmarriages/deaths/bulletins/deathsregisteredweeklyinenglandandwalesprovisional/weekending24april2020>

COVID-19 Information for Switzerland:

<https://www.corona-data.ch/>

Provincial Health Services Authority of Canada. BC Center for Disease Control:

<http://www.bccdc.ca/about/news-stories/stories/2020/information-on-novel-coronavirus>

Secretary of Health, Mexico:

<https://www.gob.mx/salud/en>

OECD Economic Outlooks, Statistics:

https://www.oecd-ilibrary.org/economics/data/oecd-economic-outlook-statistics-and-projections_eo-data-en

Public Health Authority of Sweden:

<https://www.folkhalsomyndigheten.se/smittskydd-beredskap/utbrott/aktuella-utbrott/covid-19/bekraftade-fall-i-sverige>

National Public Health Agency of France:

<https://www.santepubliquefrance.fr/regions/ile-de-france/documents/bulletin-regional/2020/covid-19-point-epidemiologique-en-ile-de-france-du-23-avril-2020>

Florida Department of Health, COVID-19 Response:

<https://floridahealthcovid19.gov>

CDC:

<https://www.cdc.gov/covid-data-tracker/index.html#demographics>

CDC Provisional COVID19 Deaths Counts

<https://data.cdc.gov/NCHS/Provisional-COVID-19-Death-Counts-by-Sex-Age-and-S/9bhg-hcku>

Johns Hopkins Coronavirus Resource Center:

<https://coronavirus.jhu.edu/map.html>

WHO Europe, Surveillance Report:

<http://www.euro.who.int/en/health-topics/health-emergencies/coronavirus-covid-19/weekly-surveillance-report>

WHO Europe, Principles for Transition:

<http://www.euro.who.int/en/media-centre/sections/statements/2020/statement-transition-to-a-new-normal-during-the-covid-19-pandemic-must-be-guided-by-public-health-principles>