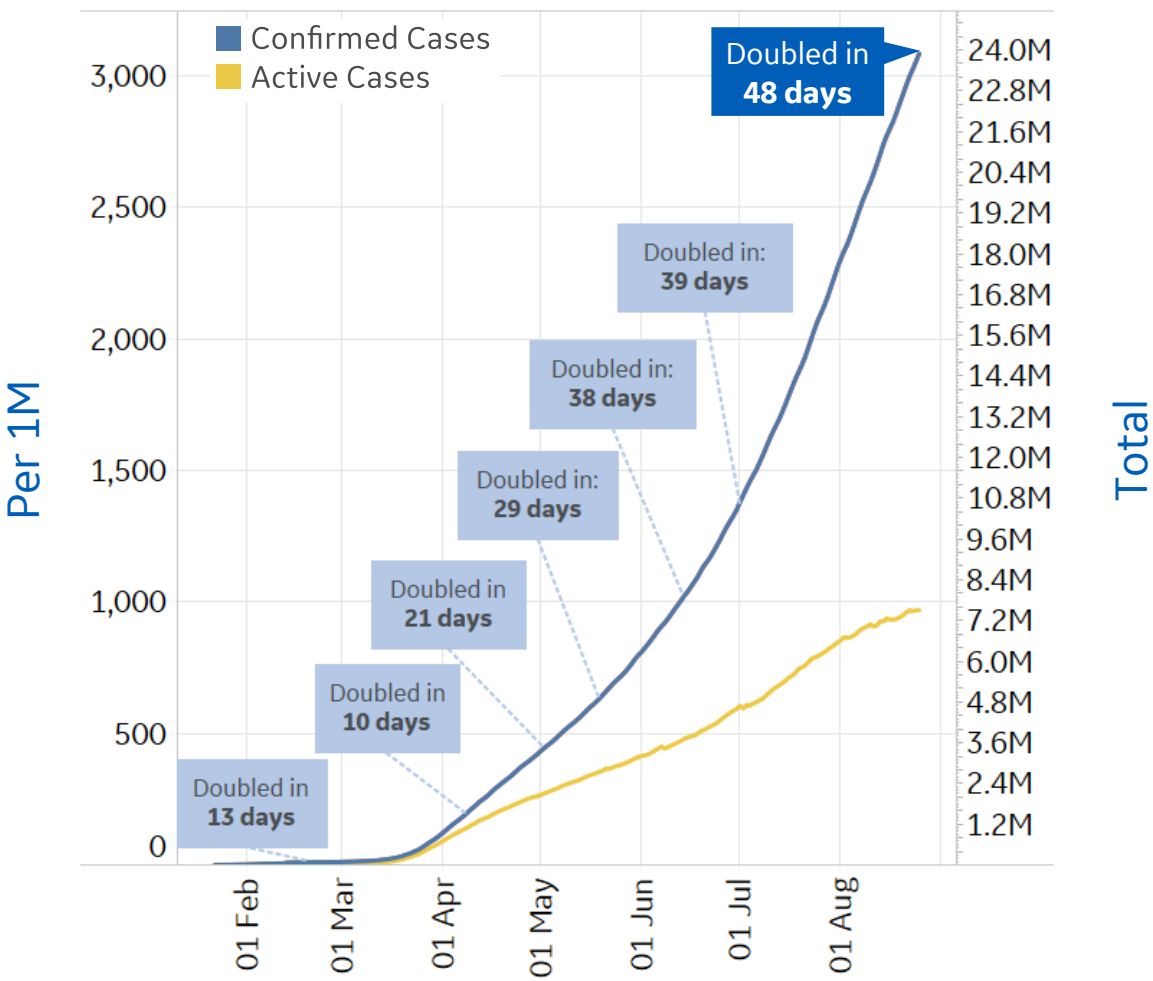


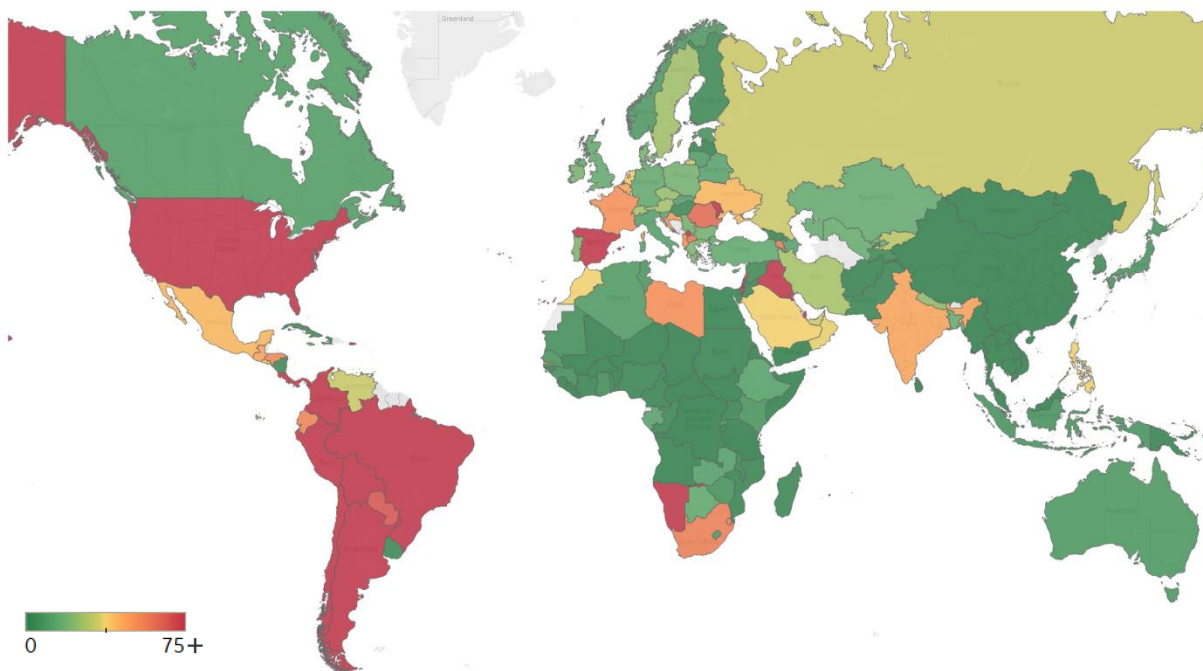


Global Confirmed & Active Cases

Trend since 22 Jan



Avg. Daily New Cases / 1M
Over the last 14 days



Per 1M:	Today		Change
Active Today	968		+0%
Active	0	new	+0%
Confirmed	31	new	+1%
Deaths	1	new	+1%
Recovered	30	new	+2%

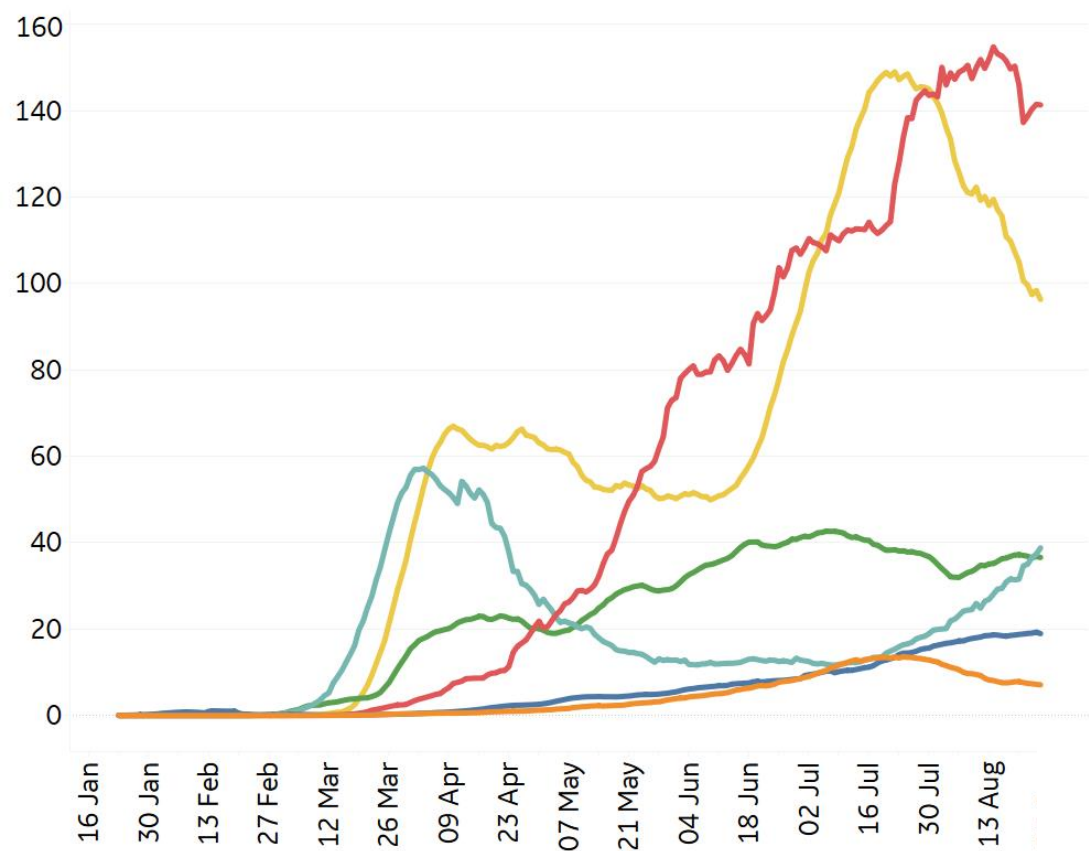


New Confirmed Cases & New Deaths

Key North America Europe Middle East Central/South America Asia Africa

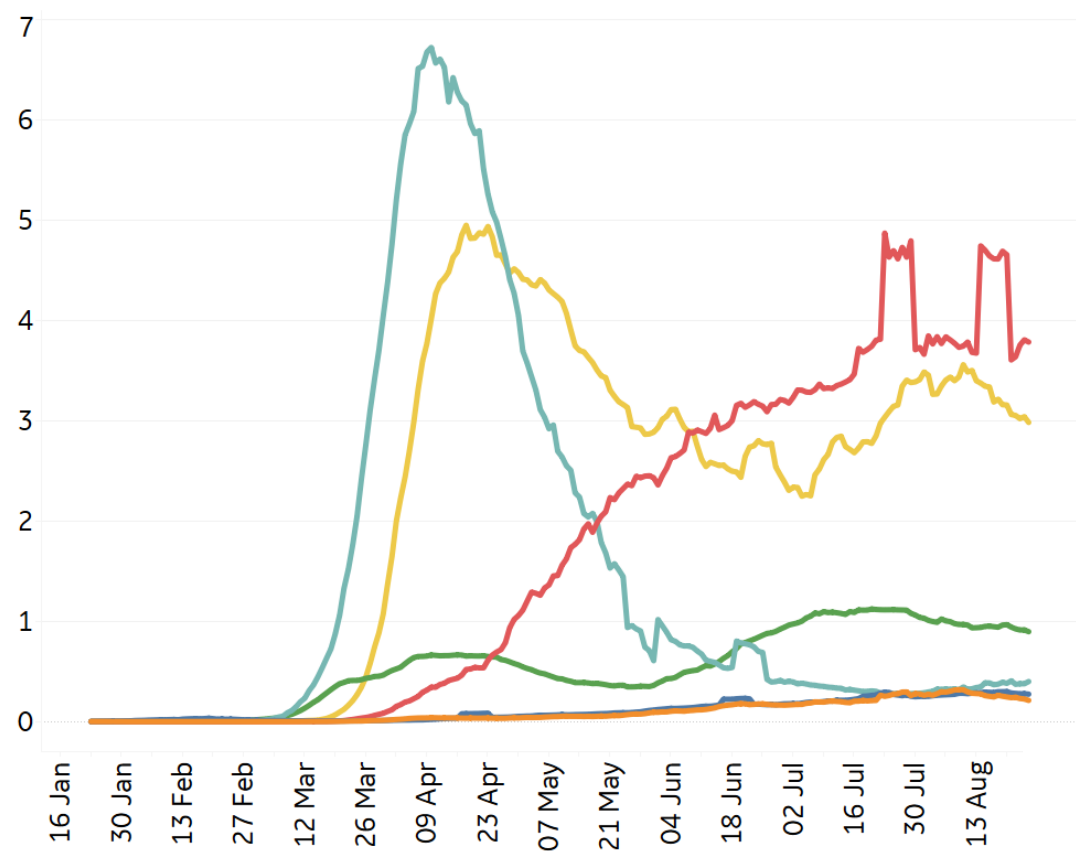
New Confirmed Cases / 1M

7-day rolling average



New Deaths / 1M

7-day rolling average





Top 50 Countries: Per 1M



1 - 25

	Today		Total Since 22 Jan			Change from 14d Ago [*] in 14 day avg of daily new	
	New Confirmed	New Deaths	Total Confirmed	Total Recovered	Total Deaths	Confirmed	Deaths
Belgium	31	0	7,114	1,578	862	-11%	113%
Peru	185	5	18,211	12,574	844	17%	118%
Spain	152	1	8,824	3,216	619	87%	137%
UK	18	0	4,858	N/A*	612	24%	-19%
Italy	14	0	4,320	3,407	586	109%	150%
Sweden	17	0	8,604	N/A*	576	4%	-35%
Chile	74	2	20,976	19,589	573	-9%	-17%
Brazil	222	6	17,266	14,267	548	-11%	-6%
US	115	4	17,455	6,204	539	-19%	-3%
Mexico	38	5	4,410	3,639	477	-15%	-17%
France	53	0	4,380	1,314	468	155%	117%
Panama	208	3	20,483	14,545	445	-16%	-28%
Bolivia	73	7	9,509	4,187	400	-16%	-13%
Netherlands	27	0	4,067	44	364	38%	3650%
Ecuador	42	3	6,180	5,386	361	1%	14%
Ireland	17	0	5,711	4,732	360	61%	-56%
Colombia	205	5	11,047	7,772	352	6%	0%
EU	39	0	4,040	2,055	313	62%	44%
Armenia	37	1	14,490	12,309	290	-21%	-35%
North Macedo..	60	2	6,623	4,901	275	-3%	-24%
Kosovo	127	11	6,873	4,762	264	-18%	-1%
Iran	26	1	4,326	3,727	249	-8%	-21%
Moldova	131	4	8,517	5,917	238	30%	-1%
Switzerland	23	0	4,652	3,975	231	47%	0%
South Africa	26	3	10,336	8,774	224	-56%	-27%

26 - 50

	Today		Total Since 22 Jan			Change from 14d Ago [*] in 14 day avg of daily new	
	New Confirmed	New Deaths	Total Confirmed	Total Recovered	Total Deaths	Confirmed	Deaths
Portugal	19	0	5,483	4,023	177	17%	13%
Romania	55	3	4,179	1,862	175	0%	15%
Honduras	40	2	5,642	921	172	-6%	-38%
Bos. and Herz.	91	4	5,586	3,682	171	-8%	-25%
Argentina	194	4	7,957	5,824	167	13%	40%
Iraq	99	2	5,269	3,823	164	32%	7%
Kyrgyzstan	18	0	6,628	5,660	162	-58%	-383%
Guatemala	62	1	3,888	3,231	147	1%	-12%
Dom. Rep.	56	1	8,501	5,758	146	-32%	-2%
Oman	28	1	16,577	15,499	126	-37%	-17%
Kuwait	144	0	19,101	17,188	122	7%	-25%
Russia	32	1	6,603	5,331	113	-8%	-12%
Bahrain	210	1	29,429	27,429	109	8%	-13%
Saudi Arabia	32	1	8,898	8,156	107	-11%	10%
El Salvador	27	1	3,852	1,961	105	-36%	-29%
Israel	230	1	12,300	9,684	99	-2%	74%
Kazakhstan	9	6	5,596	5,006	81	-71%	-47%
Costa Rica	165	3	6,931	2,566	74	32%	-7%
Belarus	9	1	7,485	7,312	69	5%	22%
Qatar	81	0	40,783	39,679	67	2%	-71%
UAE	34	0	6,837	5,941	38	36%	73%
West Bank an..	102	0	4,307	2,881	29	22%	16%
Gabon	0	0	3,778	3,127	24	-51%	0%
Singapore	5	0	9,646	9,370	5	-74%	N/A
Total World	31	1	3,084	2,010	106	-2%	1%

*Change from 14d ago:
Compares 14d-avgs. of Daily New Cases/Deaths
today with 14d-avgs. from 14d ago

Confirmed cases in **Spain** grew 43% since 1 August

Sorted by Total Deaths / 1M
Top 50 countries selected by Cases / 1M
Excluded countries with population < 1M

N/A* due to inconsistent reporting of Recovered Cases



Top 50 Countries: Raw Volume

Updated 26 August 2020, 3:30 GMT

4

1 - 25

	Today		Total Since 22 Jan			Change from 14d Ago [*] in 14 day avg of daily new	
	New Confirmed	New Deaths	Total Confirmed	Total Recovered	Total Deaths	Confirmed	Deaths
US	37,986	1,234	5,777,710	2,053,699	178,486	-19%	-3%
EU	17,544	177	1,798,755	915,113	139,381	62%	44%
Brazil	47,134	1,271	3,669,995	3,032,551	116,580	-11%	-6%
Mexico	4,916	650	568,621	469,206	61,450	-15%	-17%
India	57,224	967	3,224,547	2,458,339	59,357	12%	11%
UK	1,201	16	329,821	N/A*	41,535	24%	-19%
Italy	876	4	261,174	206,015	35,445	109%	150%
France	3,488	16	285,902	85,757	30,549	155%	117%
Spain	7,117	52	412,553	150,376	28,924	87%	137%
Peru	6,112	150	600,438	414,577	27,813	17%	118%
Iran	2,213	125	363,363	313,058	20,901	-8%	-21%
Colombia	10,425	277	562,113	395,463	17,889	6%	0%
Russia	4,639	118	963,655	777,960	16,524	-8%	-12%
South Africa	1,567	149	613,017	520,381	13,308	-56%	-27%
Chile	1,417	42	400,985	374,463	10,958	-9%	-17%
Belgium	355	0	82,447	18,291	9,996	-11%	113%
Germany	1,461	5	237,583	210,333	9,281	52%	-5%
Canada	309	7	127,903	113,809	9,136	0%	21%
Argentina	8,771	197	359,638	263,202	7,563	13%	40%
Indonesia	2,447	99	157,859	112,867	6,858	9%	12%
Iraq	3,962	77	211,947	153,761	6,596	32%	7%
Ecuador	741	46	109,030	95,025	6,368	1%	14%
Pakistan	450	11	293,711	278,425	6,255	-15%	-42%
Netherlands	459	6	69,683	753	6,233	38%	3650%
Turkey	1,502	24	261,194	238,795	6,163	19%	27%

26 - 50

	Today		Total Since 22 Jan			Change from 14d Ago [*] in 14 day avg of daily new	
	New Confirmed	New Deaths	Total Confirmed	Total Recovered	Total Deaths	Confirmed	Deaths
Sweden	170	1	86,891	N/A*	5,814	4%	-35%
Egypt	141	18	97,619	67,717	5,298	-38%	-35%
China	34	1	89,752	84,168	4,712	-60%	-47%
Bolivia	851	86	110,999	48,875	4,664	-16%	-13%
Bangladesh	2,545	45	299,628	186,756	4,028	5%	18%
Saudi Arabia	1,114	31	309,768	283,932	3,722	-11%	10%
Romania	1,060	58	80,390	35,816	3,367	0%	15%
Philippines	2,912	28	197,164	132,396	3,038	3%	99%
Guatemala	1,118	19	69,651	57,891	2,630	1%	-12%
Ukraine	1,715	27	110,949	54,657	2,362	53%	16%
Poland	763	17	63,073	42,784	1,977	12%	12%
Panama	896	13	88,381	62,759	1,919	-16%	-28%
Portugal	192	4	55,912	41,021	1,805	17%	13%
Honduras	398	20	55,877	9,124	1,703	-6%	-38%
Dom. Rep.	609	12	92,217	62,460	1,585	-32%	-2%
Kazakhstan	173	108	105,075	93,990	1,523	-71%	-47%
Japan	730	18	63,888	50,092	1,219	-25%	182%
Israel	1,988	12	106,460	83,822	859	-2%	74%
Belarus	82	6	70,727	69,097	652	5%	22%
Oman	143	5	84,652	79,147	642	-37%	-17%
Kuwait	613	1	81,573	73,402	519	7%	-25%
UAE	339	1	67,621	58,754	377	36%	73%
Qatar	232	0	117,498	114,318	194	2%	-71%
Singapore	31	0	56,435	54,816	27	-74%	N/A
Total World	241,773	6,392	23,889,150	15,570,191	819,414	-2%	1%

*Change from 14d ago:
Compares 14d-avgs. of Daily New Cases/Deaths
today with 14d-avgs. from 14d ago

Reported Deaths in the **US** and **Brazil** make up 39% of Global Reported Deaths today

Sorted by Raw Total Deaths
Top 50 countries selected by Total Cases
Excluded countries with population < 1M

N/A* due to inconsistent reporting of Recovered Cases



United States: Per 1M



1 - 25

	Today		Total Since 22 Jan			Change from 14d Ago* in 14 day avg of daily new	
	New Confirmed	New Deaths	Total Confirmed	Total Recovered	Total Deaths	Confirmed	Deaths
New Jersey	34	1	21,393	3,788	1,796	-4%	15%
New York	32	2	22,144	3,842	1,692	3%	2%
Massachusetts	58	2	18,342	14,828	1,300	-8%	10%
Connecticut	8	1	14,596	2,494	1,252	-8%	-10%
Louisiana	118	7	31,001	25,409	1,032	-45%	2%
Rhode Island	66	4	20,174	1,944	981	8%	118%
DC	64	0	19,389	15,423	856	-8%	30%
Mississippi	269	23	26,614	21,070	778	-19%	0%
Michigan	95	2	10,878	7,268	669	10%	41%
Arizona	118	3	27,377	4,056	658	-48%	-19%
Illinois	133	2	17,747	N/A	641	21%	23%
Delaware	21	-1	17,419	9,253	619	9%	9%
Maryland	62	2	17,375	1,002	613	-22%	-21%
Pennsylvania	43	2	10,526	8,227	592	-4%	42%
Georgia	198	10	24,333	N/A	496	-24%	23%
Florida	124	9	28,192	N/A	493	-32%	-5%
S. Carolina	182	3	22,042	9,989	491	-32%	-10%
Indiana	123	2	13,134	9,908	481	10%	36%
Alabama	109	3	23,911	9,113	415	-34%	-33%
Texas	203	6	20,842	16,090	412	-13%	-18%
Nevada	131	10	21,562	543	399	-25%	20%
New Mexico	31	1	11,735	5,565	359	-24%	-7%
Ohio	72	1	9,966	8,275	342	-10%	-1%
Iowa	221	4	18,258	14,071	336	28%	17%
Colorado	80	1	9,686	1,014	334	-22%	-4%
Minnesota	73	1	12,538	11,299	324	-4%	43%

26 - 51

	Today		Total Since 22 Jan			Change from 14d Ago* in 14 day avg of daily new	
	New Confirmed	New Deaths	Total Confirmed	Total Recovered	Total Deaths	Confirmed	Deaths
Minnesota	73	1	12,538	11,299	324	-4%	43%
New Hampshire	12	0	5,263	4,769	316	-12%	0%
California	138	4	17,236	N/A	313	-1%	3%
Virginia	118	3	13,429	1,708	292	-6%	-33%
Washington	44	1	9,416	N/A	246	-19%	7%
N. Carolina	128	3	15,040	13,027	245	-8%	-4%
Missouri	129	3	12,610	N/A	240	5%	13%
Tennessee	119	6	21,293	15,820	238	-17%	45%
Arkansas	159	5	19,012	17,016	236	-28%	13%
Kentucky	150	2	9,976	2,147	200	21%	88%
Nebraska	156	0	16,722	12,575	198	-6%	17%
Oklahoma	164	4	13,690	11,503	188	-7%	28%
Wisconsin	110	2	12,279	10,819	188	-10%	-4%
Idaho	228	7	17,048	7,320	182	-16%	1%
South Dakota	90	0	13,005	11,094	182	51%	-35%
North Dakota	301	1	13,423	11,036	181	44%	39%
Kansas	108	0	13,339	527	148	42%	-17%
Utah	126	2	15,523	12,954	124	-9%	-17%
West Virginia	47	4	5,245	4,177	104	-7%	18%
Oregon	56	2	6,020	1,125	101	-11%	9%
Maine	9	0	3,250	2,815	97	49%	20%
Vermont	10	0	2,519	2,221	93	64%	-100%
Montana	126	6	6,198	4,576	91	-1%	-15%
Wyoming	50	0	6,275	5,123	64	22%	200%
Alaska	45	5	6,620	2,689	49	-2%	150%
Hawaii	152	0	4,933	1,579	35	67%	87%

*Change from 14d ago:
Compares 14d-avgs. of Daily New Cases/Deaths
today with 14d-avgs. from 14d ago

Confirmed cases in **Georgia** grew 36% since 1 August

Sorted by Total Deaths / 1M
N/As and negative deaths are due to states
revising and updating case counts



United States: Raw Volume



1 - 25

	Today		Total Since 22 Jan			Change from 14d Ago* in 14 day avg of daily new	
	New Confirmed	New Deaths	Total Confirmed	Total Recovered	Total Deaths	Confirmed	Deaths
New York	629	31	430,774	74,731	32,918	3%	2%
New Jersey	302	7	190,021	33,646	15,953	-4%	15%
California	5,471	147	681,032	N/A	12,382	-1%	3%
Texas	5,878	186	604,328	466,550	11,935	-13%	-18%
Florida	2,673	183	605,502	N/A	10,580	-32%	-5%
Massachusetts	398	12	126,420	102,205	8,961	-8%	10%
Illinois	1,681	29	224,887	N/A	8,126	21%	23%
Pennsylvania	556	25	134,760	105,328	7,582	-4%	42%
Michigan	951	21	108,637	72,580	6,684	10%	41%
Georgia	2,101	106	258,354	N/A	5,262	-24%	23%
Louisiana	550	33	144,116	118,120	4,797	-45%	2%
Arizona	859	21	199,273	29,526	4,792	-48%	-19%
Connecticut	N/A	3	52,040	8,893	4,463	-8%	-10%
Ohio	844	10	116,495	96,728	3,996	-10%	-1%
Maryland	377	13	105,046	6,056	3,707	-22%	-21%
Indiana	829	16	88,421	66,703	3,241	10%	36%
N. Carolina	1,345	35	157,741	136,630	2,570	-8%	-4%
S. Carolina	937	18	113,488	51,431	2,529	-32%	-10%
Virginia	1,003	23	114,626	14,581	2,494	-6%	-33%
Mississippi	801	67	79,206	62,707	2,315	-19%	0%
Alabama	532	13	117,242	44,684	2,037	-34%	-33%
Colorado	459	7	55,780	5,841	1,926	-22%	-4%
Washington	334	9	71,705	N/A	1,876	-19%	7%
Minnesota	409	8	70,707	63,725	1,825	-4%	43%
Tennessee	813	40	145,417	108,035	1,628	-17%	45%

26 - 51

	Today		Total Since 22 Jan			Change from 14d Ago* in 14 day avg of daily new	
	New Confirmed	New Deaths	Total Confirmed	Total Recovered	Total Deaths	Confirmed	Deaths
Missouri	793	17	77,390	N/A	1,470	5%	13%
Nevada	403	30	66,413	1,672	1,230	-25%	20%
Wisconsin	638	13	71,492	62,995	1,094	-10%	-4%
Iowa	697	12	57,606	44,396	1,059	28%	17%
Rhode Island	70	4	21,372	2,059	1,039	8%	118%
Kentucky	670	11	44,568	9,594	895	21%	88%
New Mexico	64	3	24,606	11,668	752	-24%	-7%
Oklahoma	650	14	54,172	45,516	744	-7%	28%
Arkansas	480	15	57,374	51,351	711	-28%	13%
DC	45	0	13,684	10,885	604	-8%	30%
Delaware	20	-1	16,962	9,010	603	9%	9%
Kansas	315	1	38,861	1,535	430	42%	-17%
New Hampshire	16	0	7,156	6,484	429	-12%	0%
Oregon	236	8	25,391	4,747	428	-11%	9%
Utah	403	7	49,767	41,529	397	-9%	-17%
Nebraska	N/A	0	32,348	24,326	383	-6%	17%
Idaho	408	12	30,465	13,081	326	-16%	1%
West Virginia	84	8	9,399	7,486	187	-7%	18%
South Dakota	80	0	11,505	9,814	161	51%	-35%
North Dakota	229	1	10,229	8,410	138	44%	39%
Maine	12	0	4,369	3,784	131	49%	20%
Montana	135	6	6,624	4,891	97	-1%	-15%
Vermont	6	0	1,572	1,386	58	64%	-100%
Hawaii	215	0	6,984	2,236	49	67%	87%
Wyoming	29	0	3,632	2,965	37	22%	200%
Alaska	33	4	4,843	1,967	36	-2%	150%

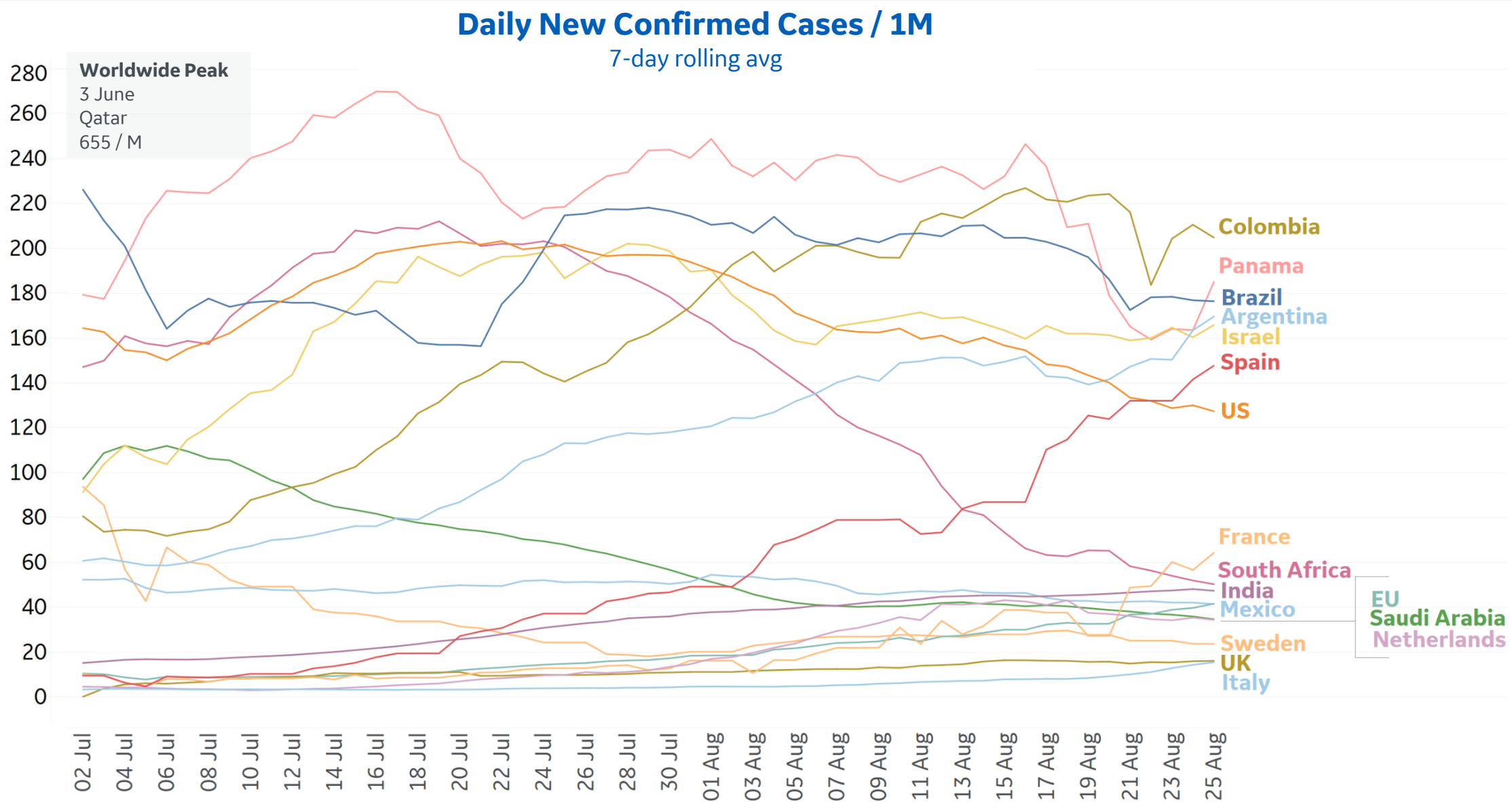
*Change from 14d ago:
Compares 14d-avgs. of Daily New Cases/Deaths
today with 14d-avgs. from 14d ago

In the month of August, confirmed cases in **Illinois** grew 24%

Sorted by Raw Total Deaths
N/As and negative deaths are due to states
revising and updating case counts

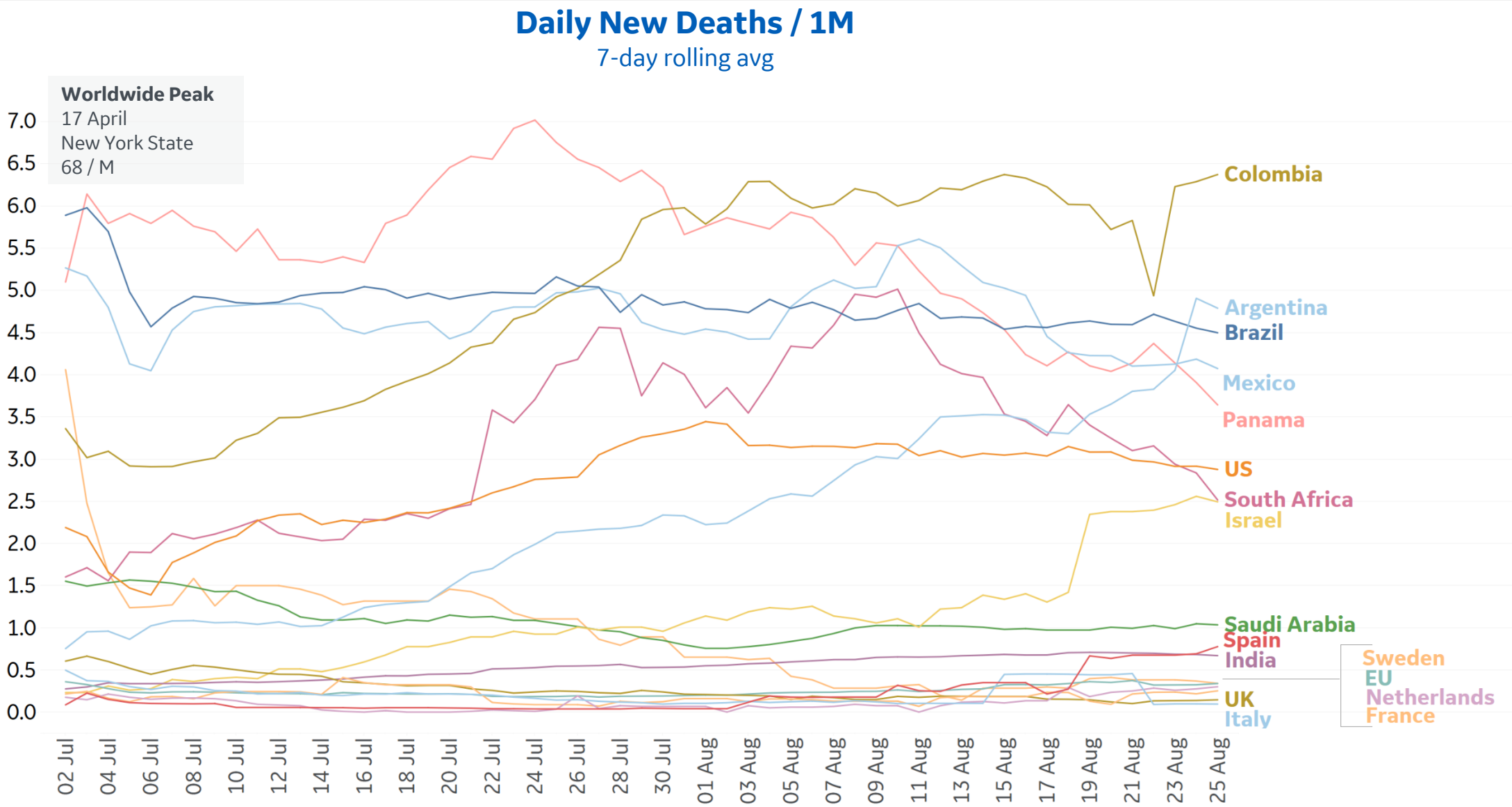


New Confirmed Cases in Select Countries





New Deaths in Select Countries

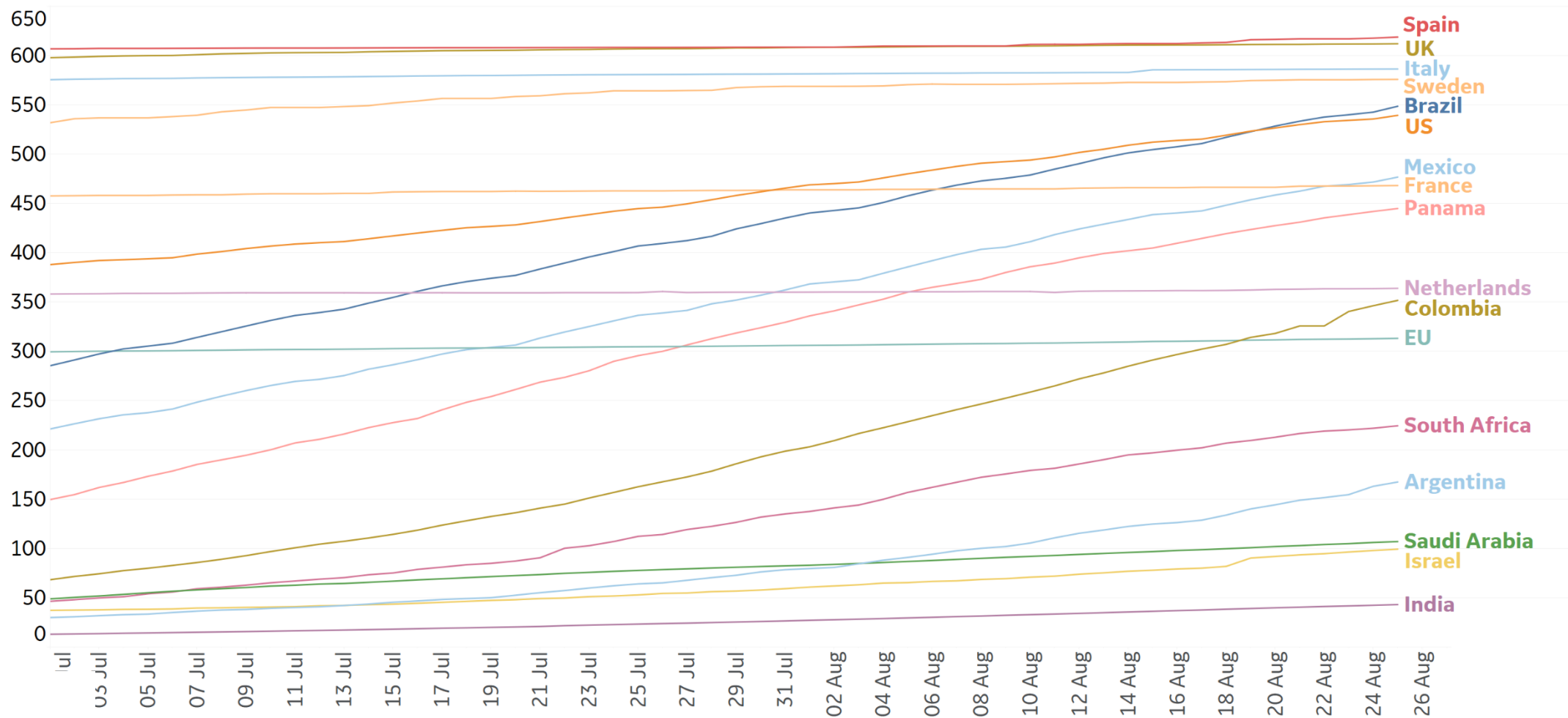




Cumulative Deaths in Select Countries

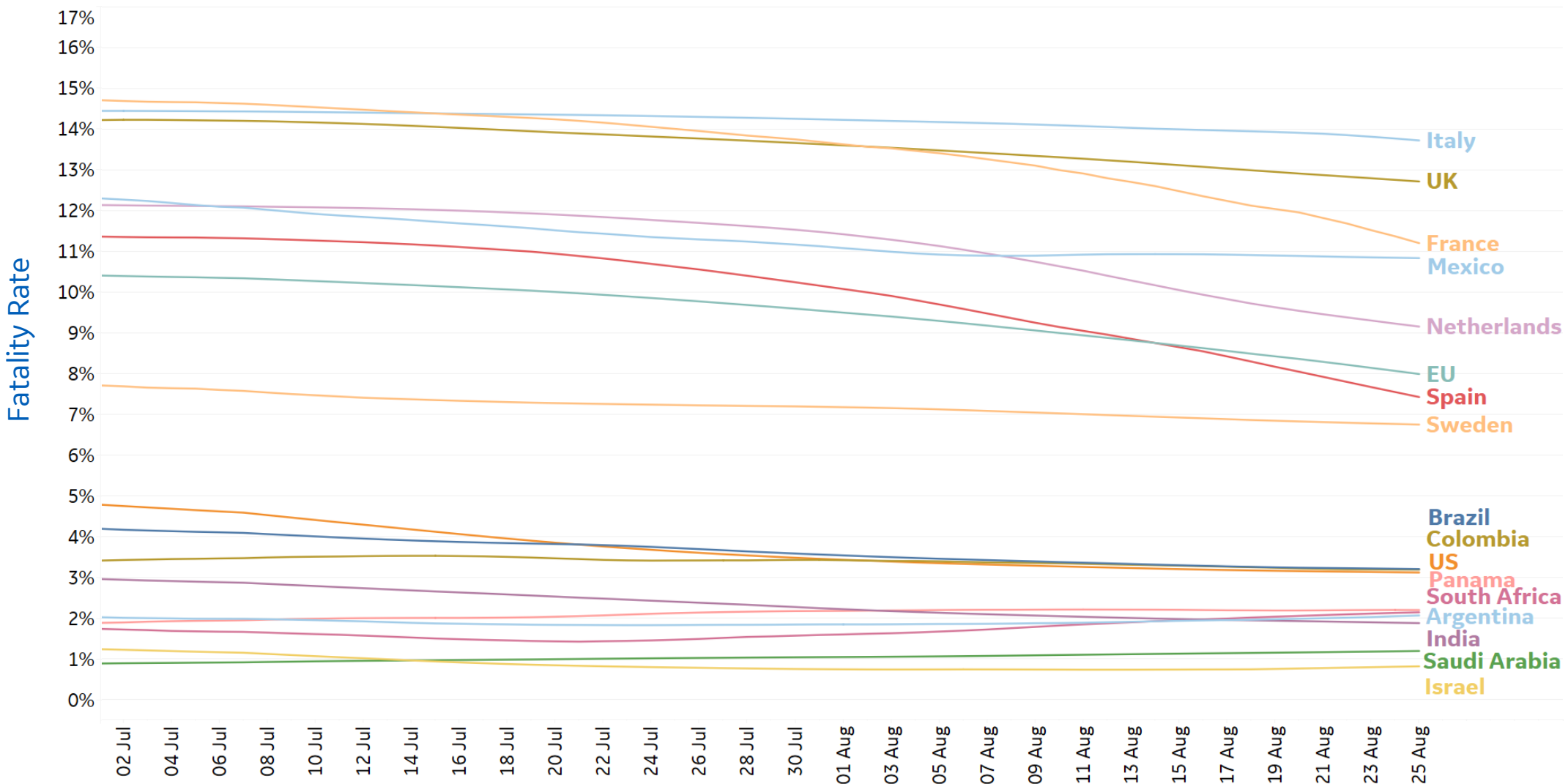
Updated 26 August 2020, 3:30 GMT

Cumulative Deaths / 1M





7-day rolling avg

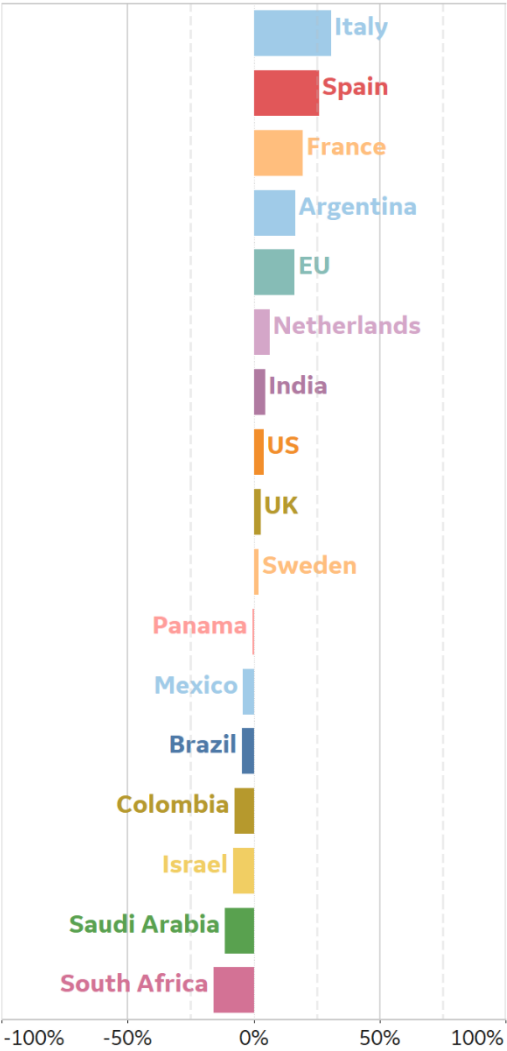




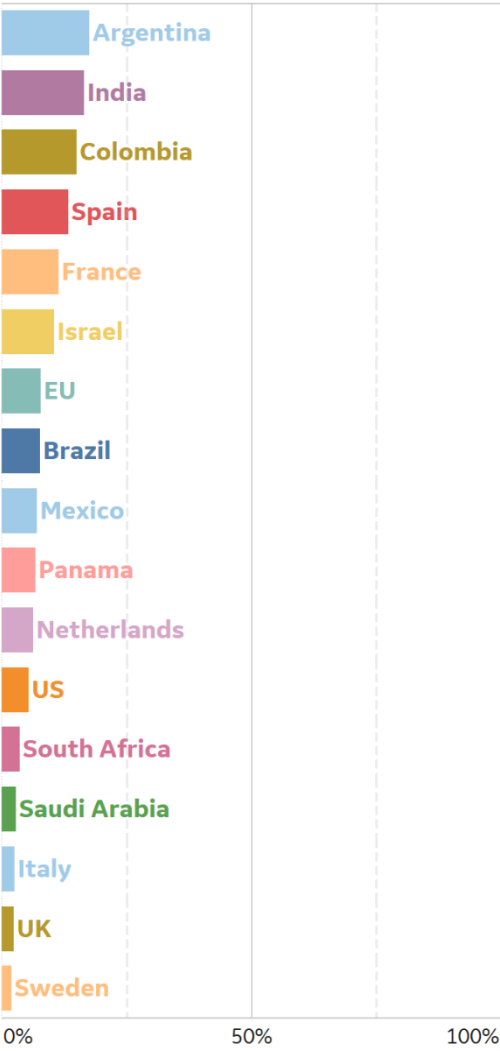
% Change in Case Volume in Select Countries

Over Previous 7 days

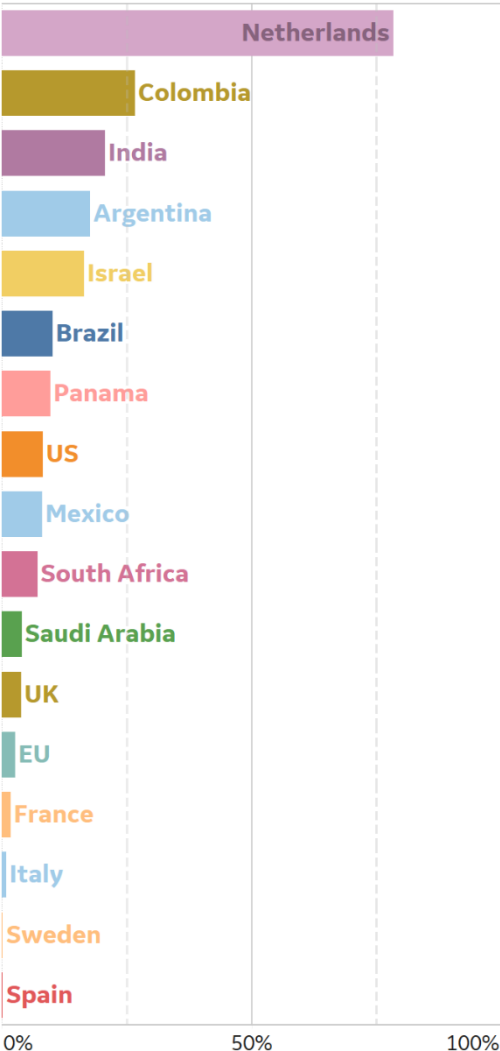
Active Cases



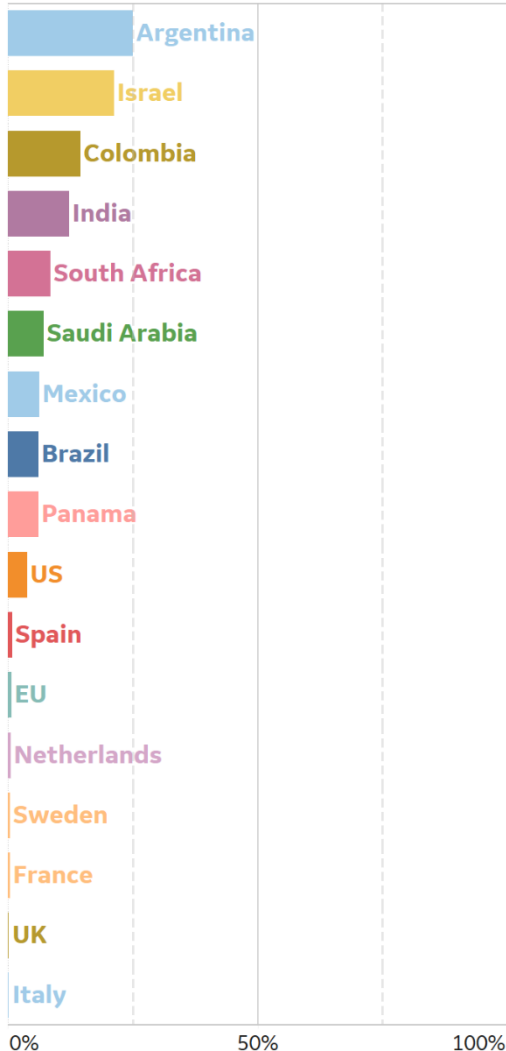
Confirmed Cases



Reported Recoveries



Reported Deaths

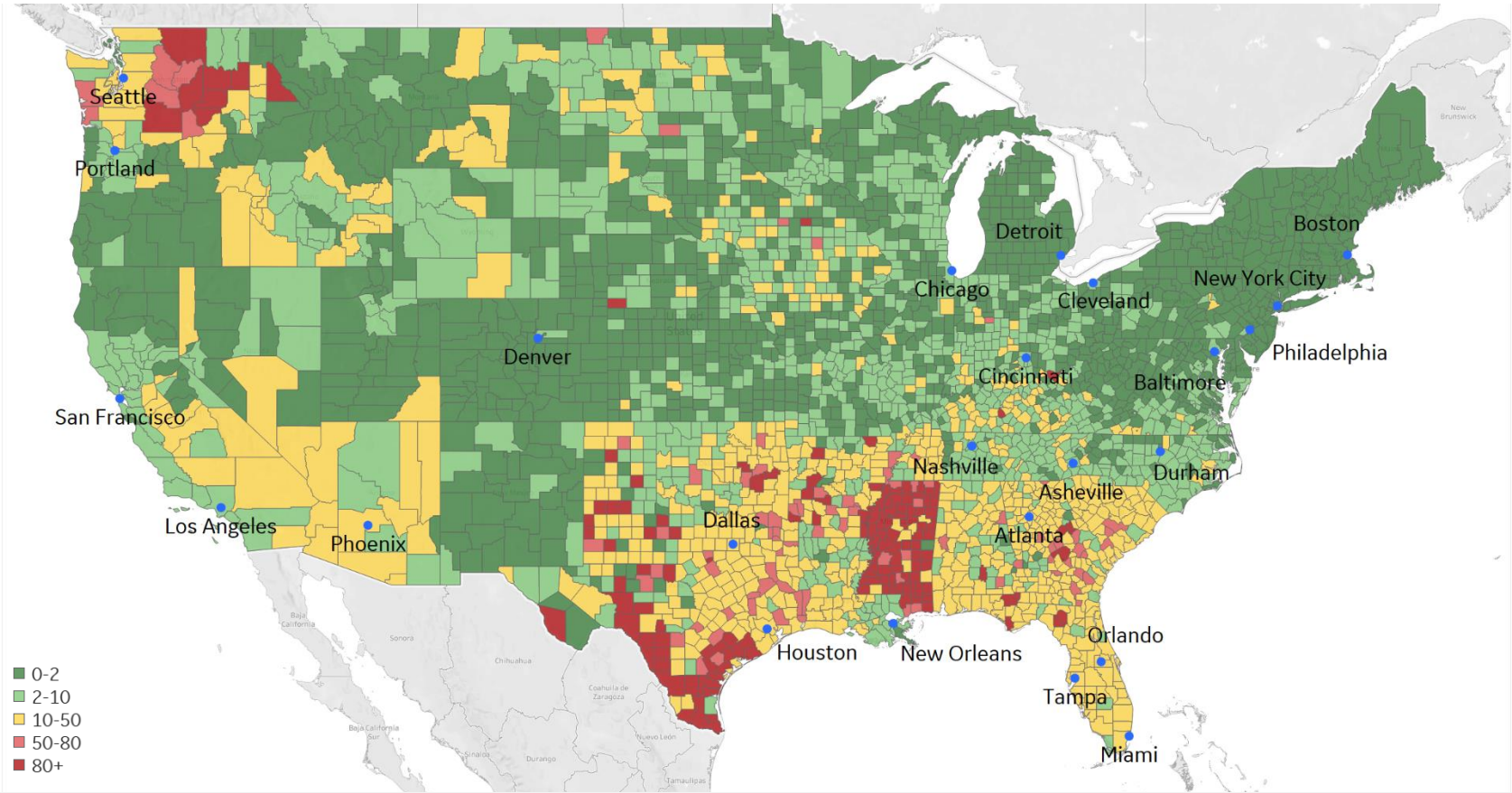




Feature: Covid-19 Multivariate Index by US County

Updated 26 August 2020, 3:30 GMT 12

Based on Recent Cases, Deaths, and Positivity



Counties with Highest Multivariate Index

For counties > 50K population	Recent Cases	Recent Deaths	Recent Positivity	Multivariate Index
Lafayette County, MS	55	405	59%	273
Starr County, TX	88	849	27%	249
Lowndes County, MS	38	307	59%	205
Cameron County, TX	121	581	27%	186
Maverick County, TX	200	434	27%	168
Lee County, MS	86	161	59%	146
Yakima County, WA	25	117	100%	142
San Patricio County, TX	49	478	27%	140
Hidalgo County, TX	95	424	27%	138
Madison County, MS	47	169	59%	129
Lauderdale County, MS	47	162	59%	124
Lamar County, MS	36	156	59%	114
Pearl River County, MS	38	150	59%	112
Jackson County, MS	54	134	59%	112
Rankin County, MS	36	148	59%	109
Victoria County, TX	49	361	27%	109
Spokane County, WA	17	91	100%	108
Jones County, MS	37	145	59%	108
Nueces County, TX	119	271	27%	104
Franklin County, WA	43	56	100%	99
Grant County, WA	74	24	100%	98
Webb County, TX	104	248	27%	93
Forrest County, MS	44	94	59%	82
Hinds County, MS	41	86	59%	75
Rogers County, OK	33	183	34%	73
Angelina County, TX	27	245	27%	72
DeSoto County, MS	53	68	59%	72
Chelan County, WA	52	17	100%	69
Harrison County, MS	38	76	59%	68
Grays Harbor County, WA	17	49	100%	66

Index = (RC + RD) * RP

$RD = 90 * (D_1 + (D_2/2) + (D_3/3))$
 $RC = C_1 + (C_2/2) + (C_3/3)$
 $RP = Avg(Ppc, \text{last 14 days})$

Legend

RC: Recent Cases, County
RD: Recent Deaths, County
RP: Recent Positivity, State

D: Deaths / 100K, daily new
C: Confirmed Cases / 100K, daily new
Ppc: % Positive Cases, daily new

₁: 0-7 days ago
₂: 8-14 days ago
₃: 15-21 days ago



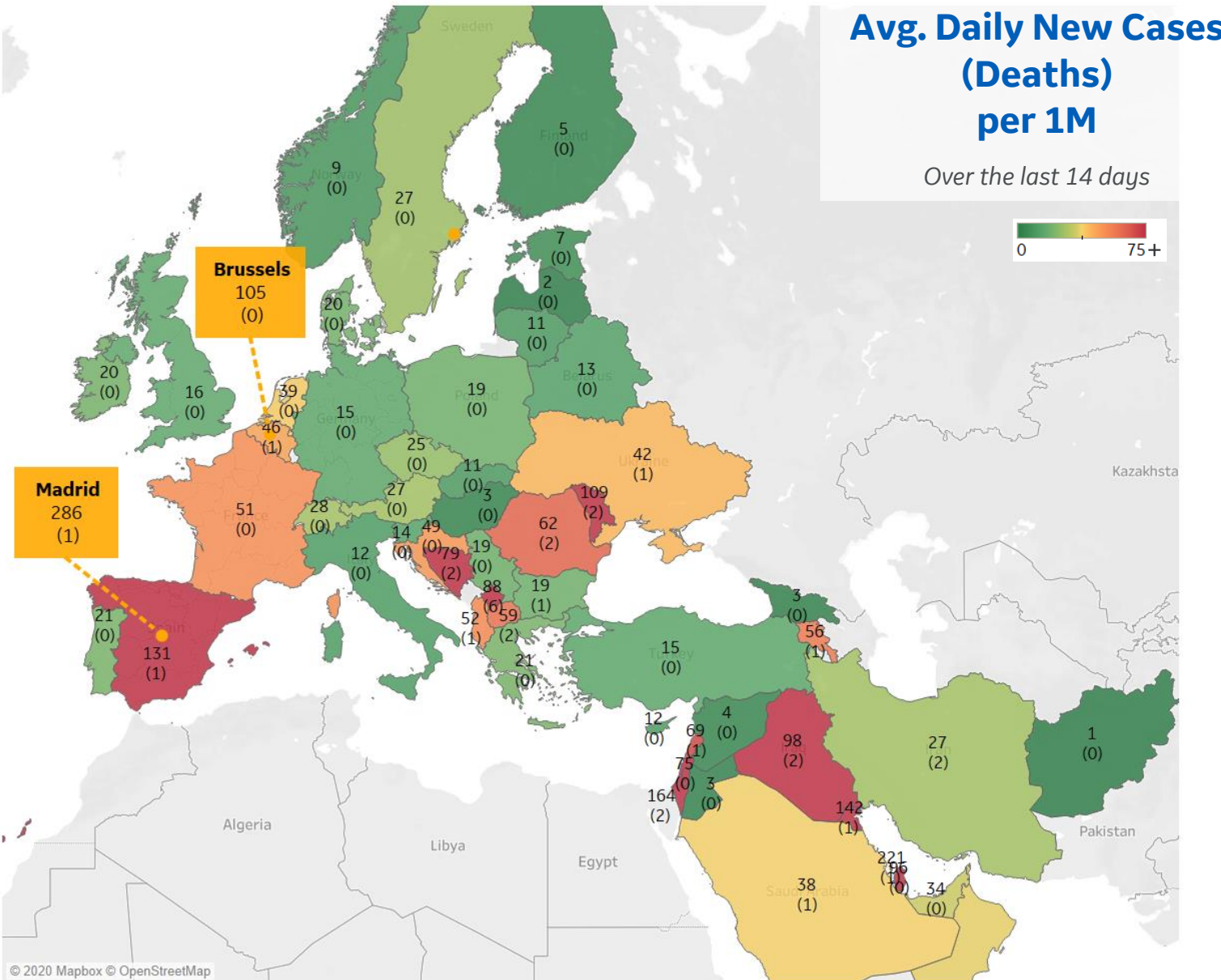
Per 1M in Region

	Today	Change
Active Cases	1,397	+1%
Confirmed	37 new	+1%
Deaths	1 new	+0.3%
Recovered	20 new	+1%

Most Daily New Cases / 1M

Bahrain	221
Israel	164
Kuwait	142
Spain	131
Moldova	109
Iraq	98
Qatar	96
Kosovo	88
Bos. and Herz.	79
Romania	62

* Excludes regions with population < 1M





Per 1M in Region

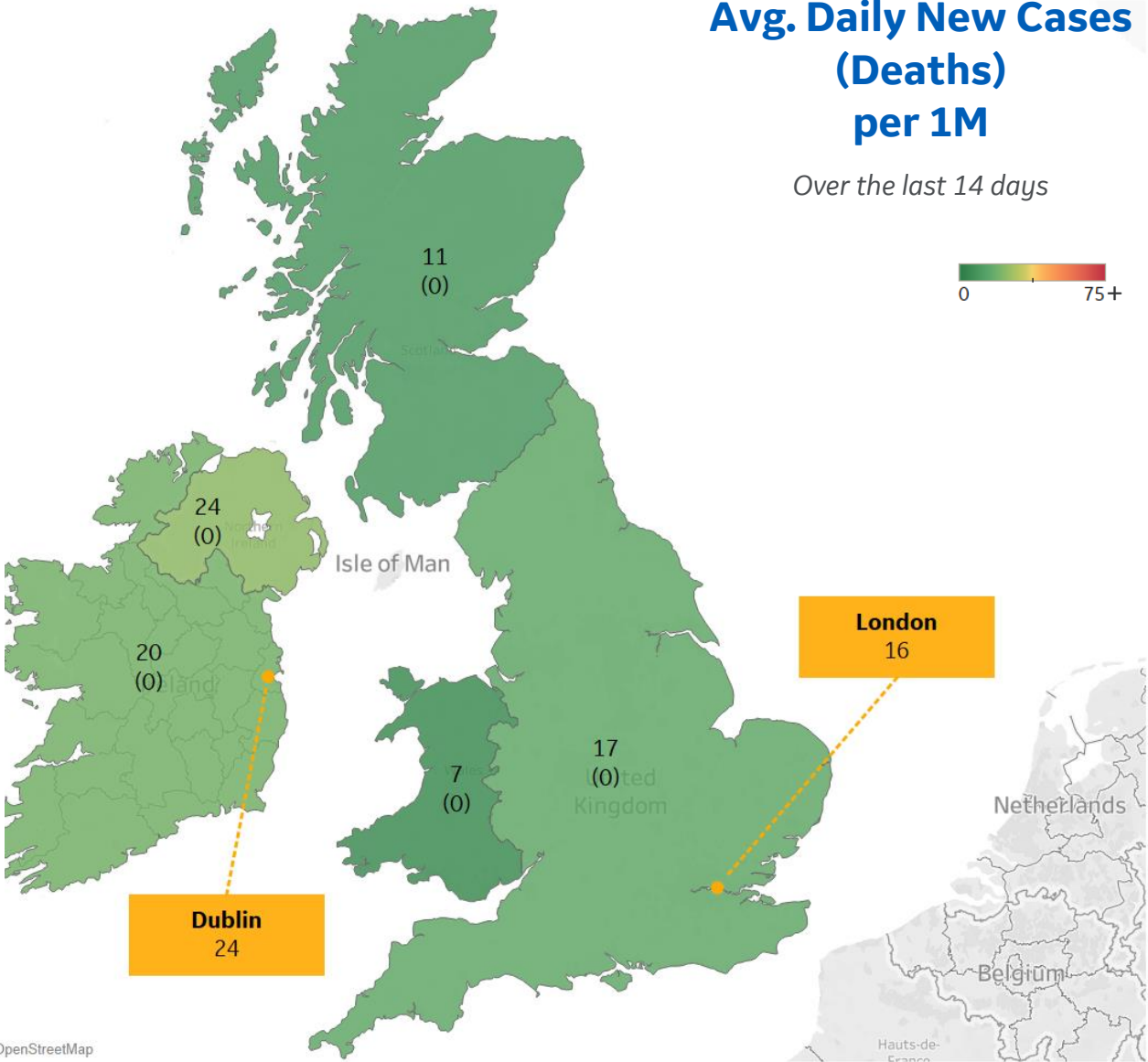
	Today	Change
Active Cases	3,979	+0.4%
Confirmed	18 new	+0.4%
Deaths	0.2 new	+0.04%
Recovered	0 new	+0%

Most Daily New Cases / 1M

Northern Ireland	24
Ireland	20
England	17
Scotland	11
Wales	7

Avg. Daily New Cases (Deaths) per 1M

Over the last 14 days





Mexico

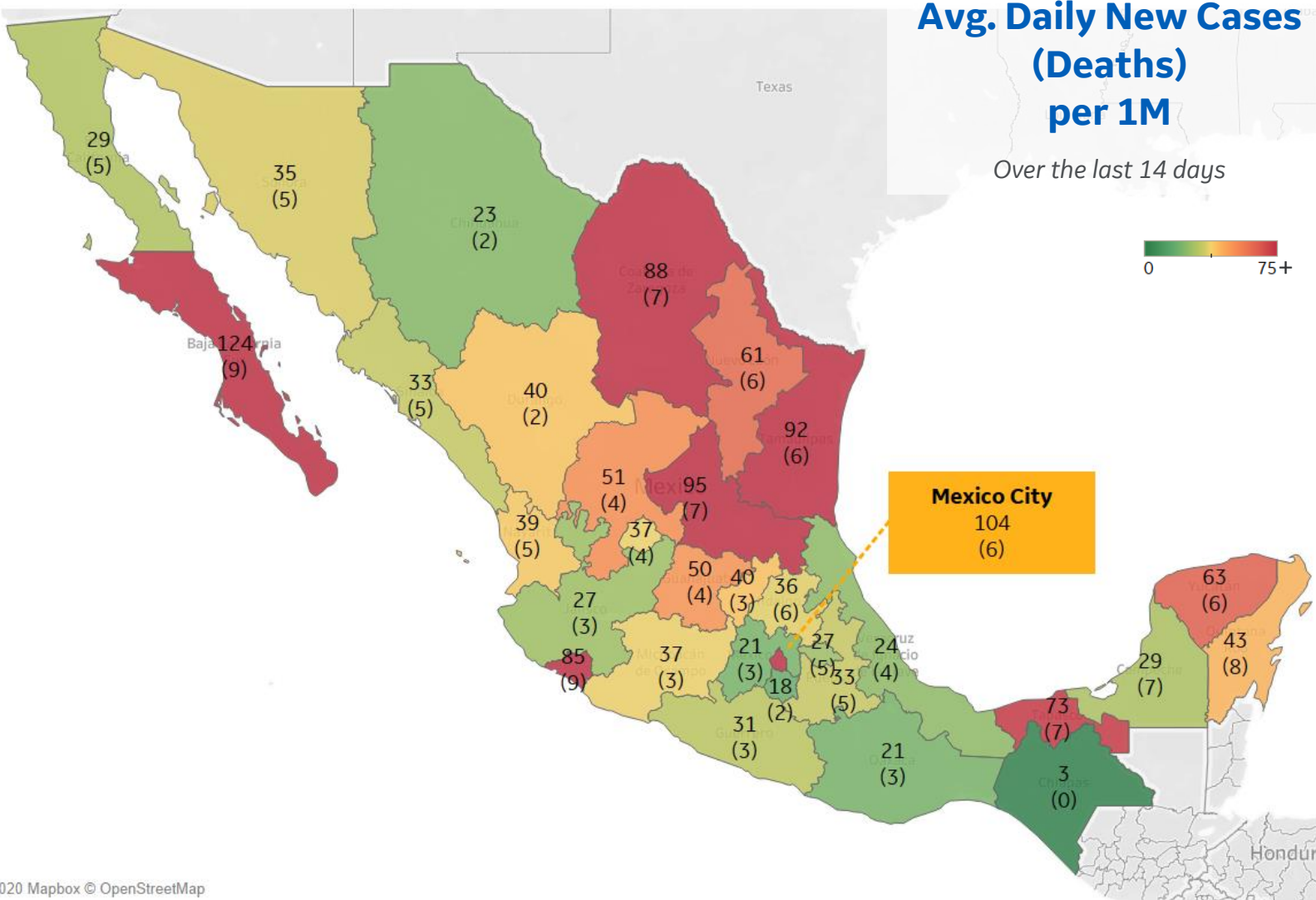


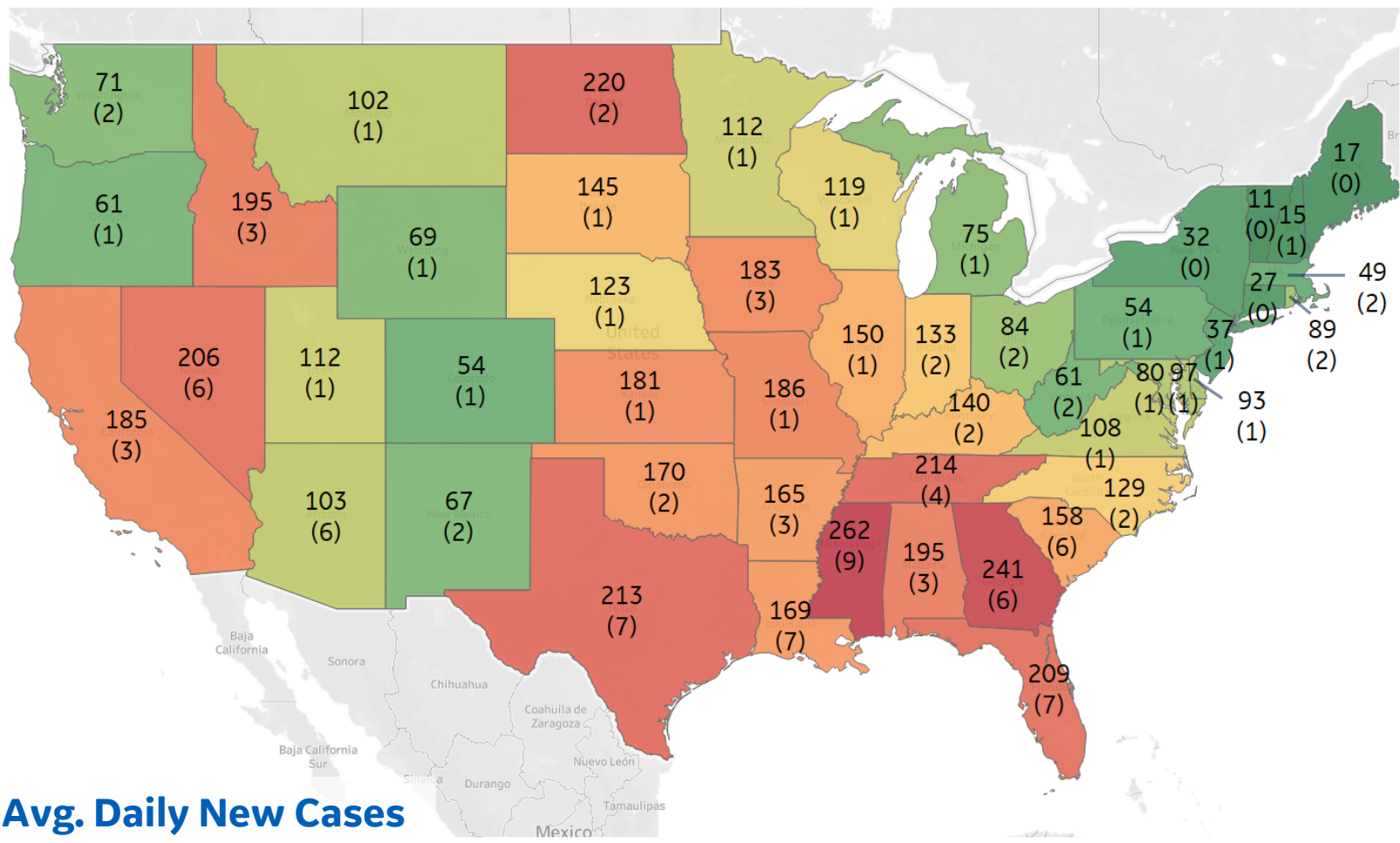
Per 1M in Region

	Today	Change
Active Cases	294	+3%
Confirmed	38 new	+1%
Deaths	5 new	+1.1%
Recovered	23 new	+1%

Most Daily New Cases / 1M

Baja California Sur	124
Distrito Federal	104
San Luis Potosí	95
Tamaulipas	92
Coahuila	88
Colima	85
Tabasco	73
Yucatán	63
Nuevo León	61
Zacatecas	51





**Avg. Daily New Cases
(Deaths)
per 1M**

Over the last 14 days

0 250 +
Note: Scale different from
other pages

Top 10 by New Confirmed

Avg New Confirmed Cases / 1M

Mississippi	262
Georgia	241
North Dakota	220
Tennessee	214
Texas	213
Florida	209
Nevada	206
Alabama	195
Idaho	195
Missouri	186

Top 10 by New Deaths

Avg New Deaths / 1M

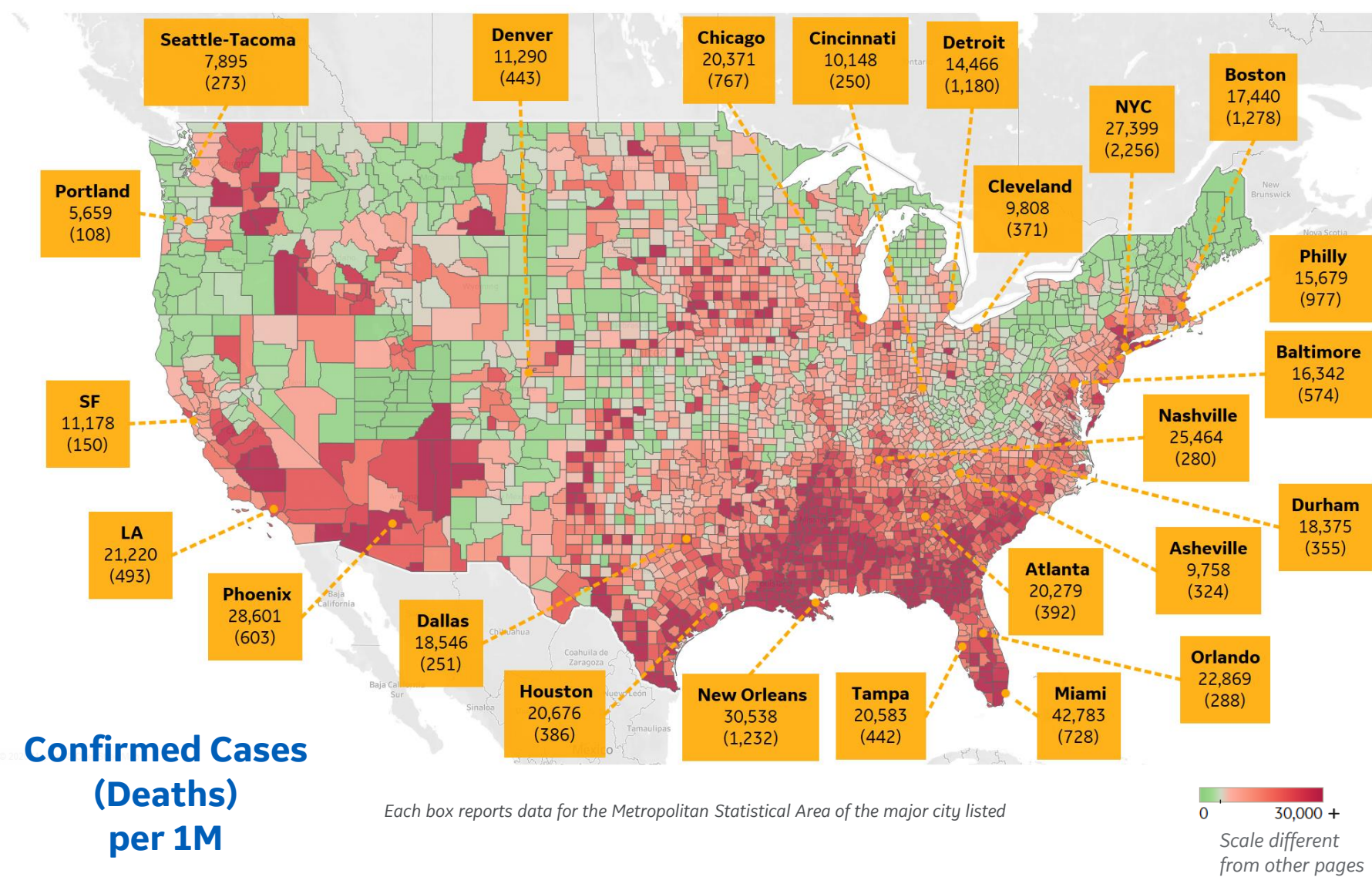
Mississippi	9
Louisiana	7
Florida	7
Texas	7
Georgia	6
South Carolina	6
Arizona	6
Nevada	6
Tennessee	4
Arkansas	3



US by County & Metro, Total to Date

Updated 26 August 2020, 3:30 GMT

17



Top 10 Northeast Counties

Total Confirmed Cases / 1M

Rockland County, NY	43,430
Westchester County, NY	37,976
Passaic County, NJ	36,280
Nassau County, NY	32,683
Union County, NJ	30,575
Suffolk County, NY	30,178
Hudson County, NJ	29,831
Orange County, NY	29,496
New York City*	27,896
Suffolk County, MA	27,186

Top 10 Other US Counties

Total Confirmed Cases / 1M

Miami-Dade County, FL	56,455
Nueces County, TX	50,647
Cameron County, TX	46,937
Yakima County, WA	43,221
Webb County, TX	37,394
Jefferson Parish, LA	37,362
Broward County, FL	35,633
Escambia County, FL	34,152
Davidson County, TN	33,000
Charleston County, SC	32,668

Note: Includes counties ≥ 250K population
* New York City counties aggregated into one reporting area



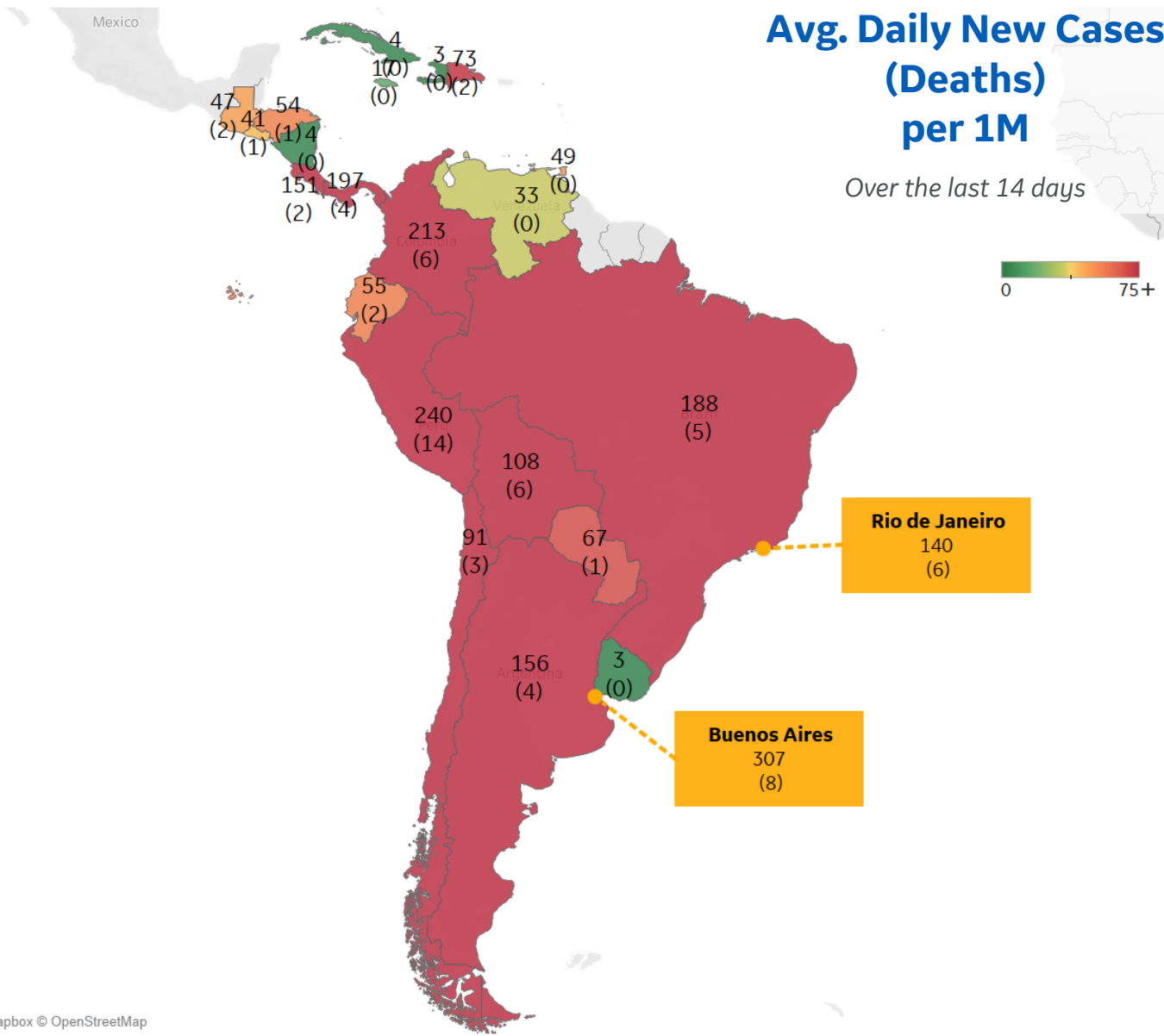
Per 1M in Region

	Today	Change
Active Cases	2,232	-2%
Confirmed	157 new	+1%
Deaths	4 new	+1%
Recovered	187 new	+2%

Most Daily New Cases / 1M

Peru	240
Colombia	213
Panama	197
Brazil	188
Argentina	156
Costa Rica	151
Bolivia	108
Chile	91
Dom. Rep.	73
Paraguay	67

* Excludes regions with population < 1M





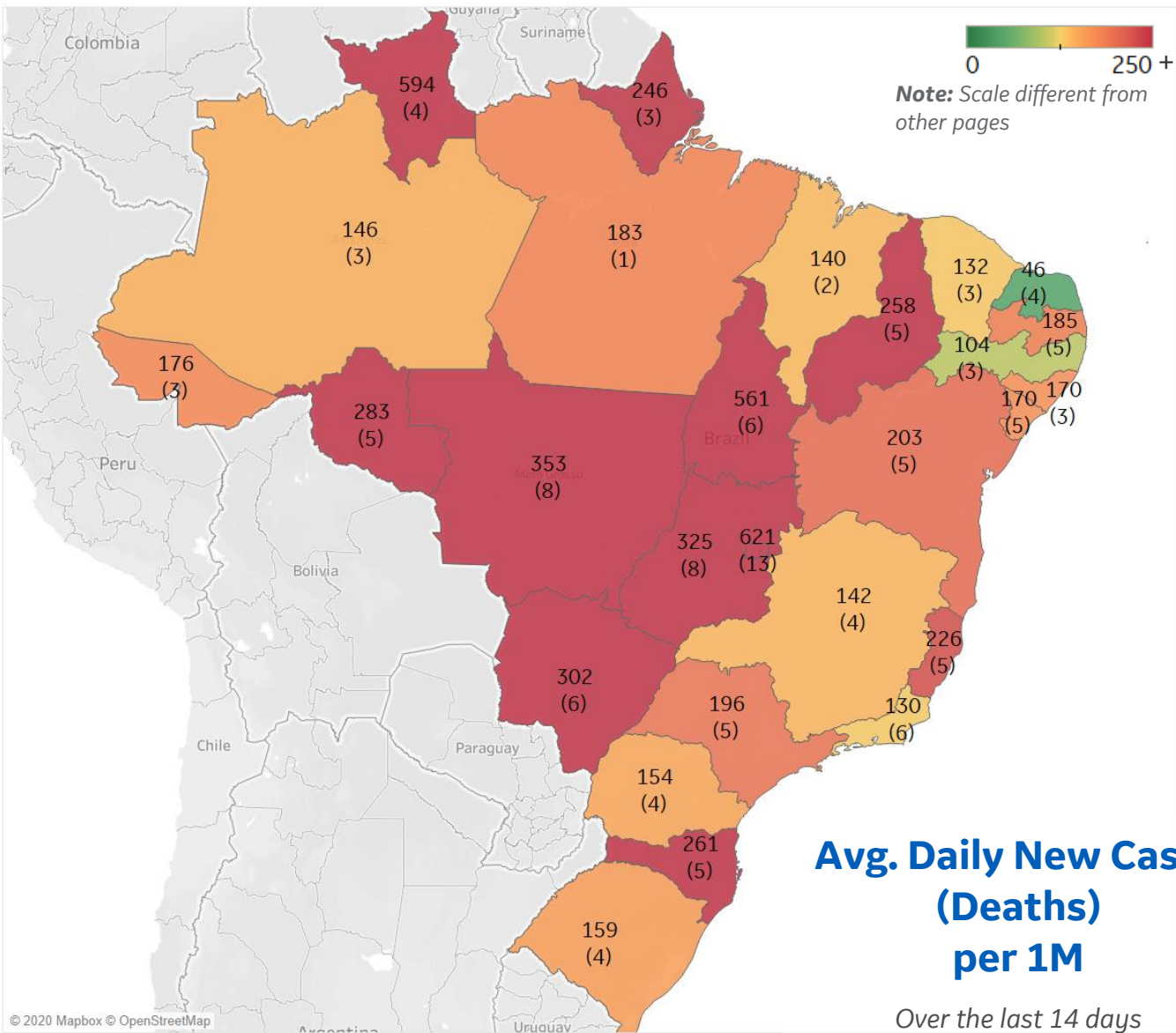
Per 1M in Region

	Today	Change
Active Cases	2,450	-2%
Confirmed	222 new	+1%
Deaths	6 new	+1.1%
Recovered	265 new	+2%

Most Daily New Cases / 1M

Distrito Federal	621
Tocantins	561
MatoGrosso	353
Goiás	325
MatoGrosso d..	302
Rondônia	283
Santa Catarina	261
Piauí	258
Espírito Santo	226
Bahia	203

* Excludes regions with population < 1M





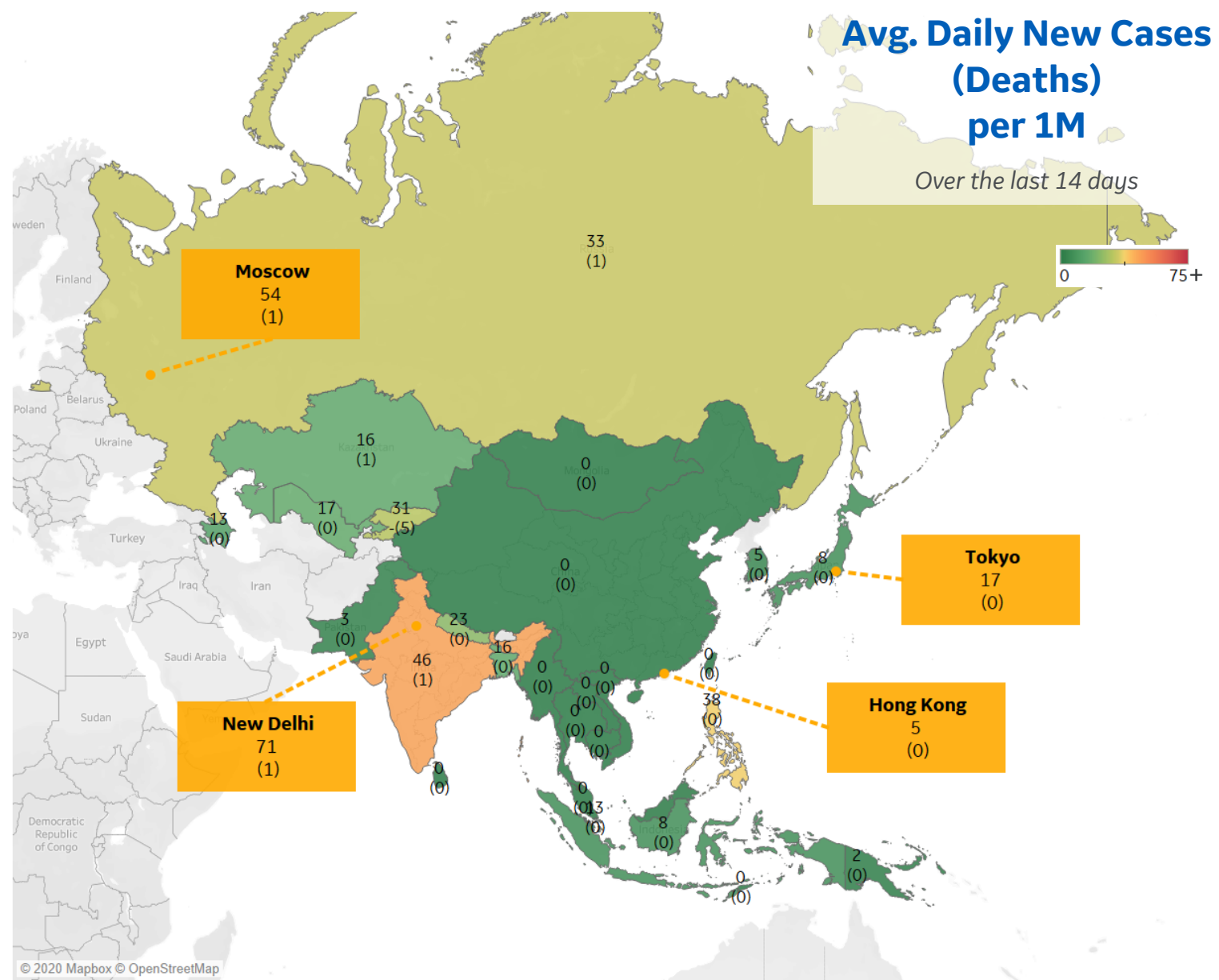
Per 1M in Region

	Today	Change
Active Cases	264	+0%
Confirmed	17 new	+1%
Deaths	0.3 new	+1%
Recovered	17 new	+2%

Most Daily New Cases / 1M

India	46
Philippines	38
Russia	33
Kyrgyzstan	31
Nepal	23
Uzbekistan	17
Kazakhstan	16
Bangladesh	16
Singapore	13
Azerbaijan	13

* Excludes regions with population < 1M





Per 1M in Region

	Today	Change
Active Cases	150	-7%
Confirmed	5 new	+0.6%
Deaths	1.0 new	+4%
Recovered	16 new	+2%

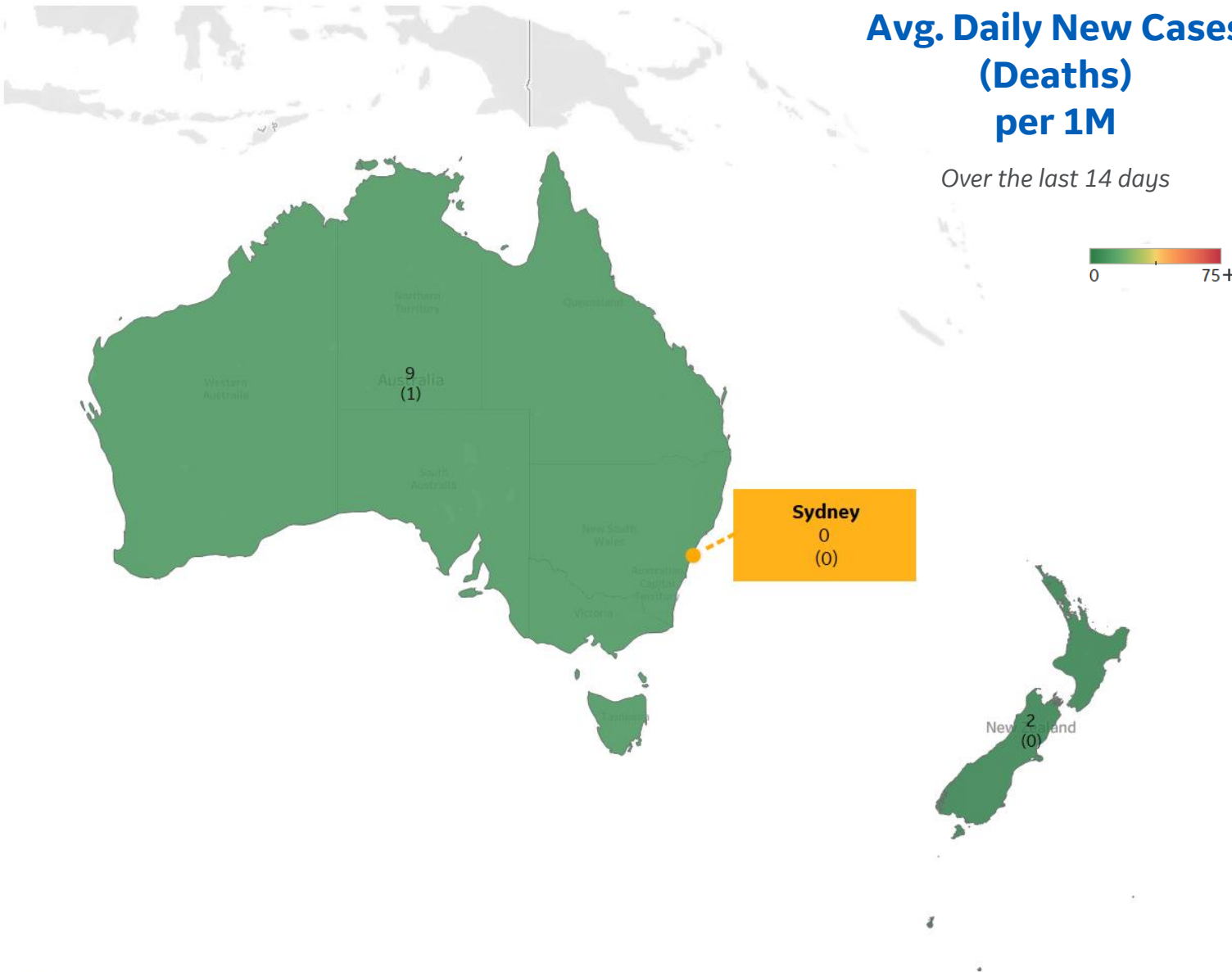
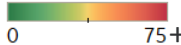
Most Daily New Cases / 1M

Australia	9
New Zealand	2

* Excludes regions with population < 1M

Avg. Daily New Cases (Deaths) per 1M

Over the last 14 days





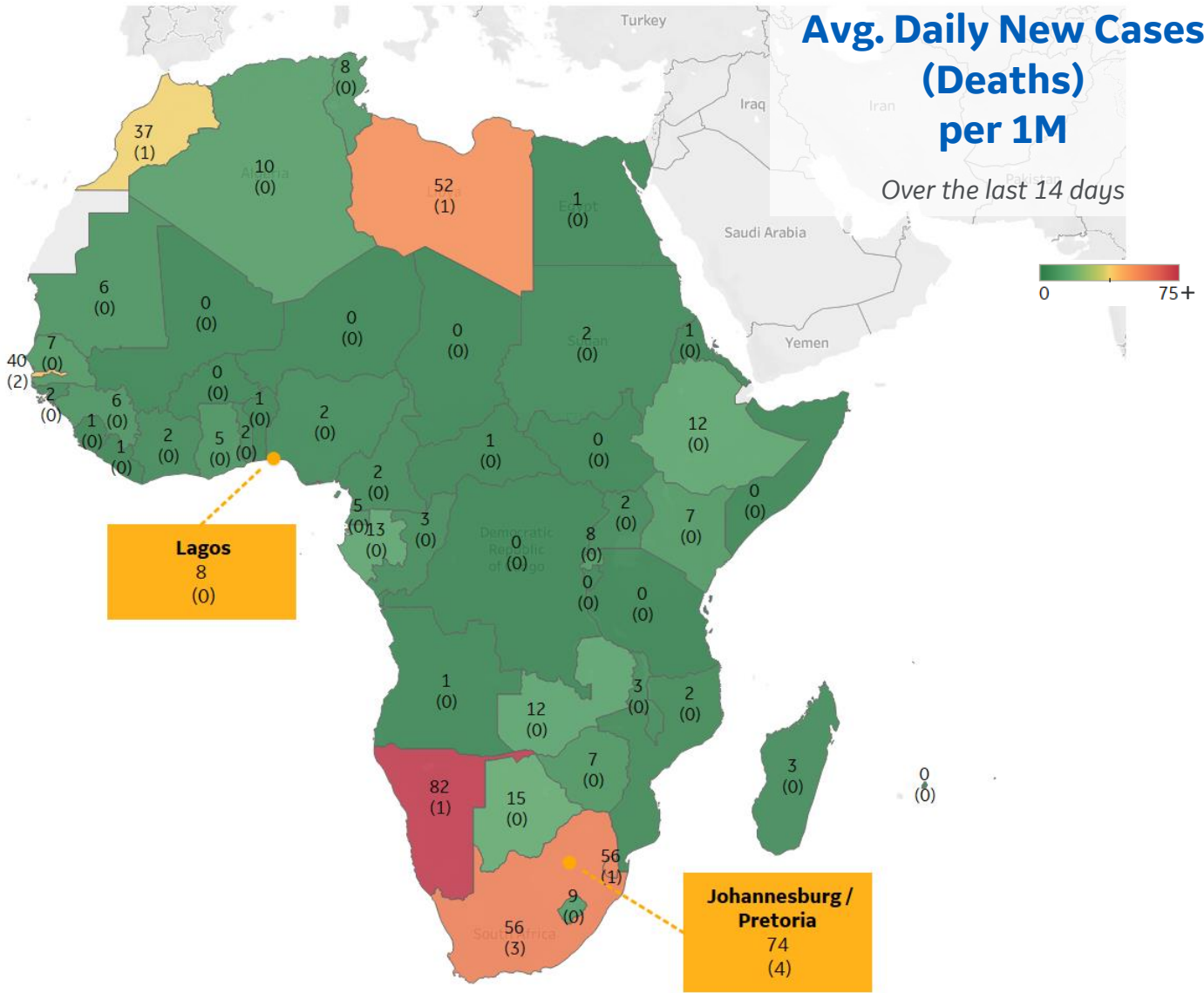
Per 1M in Region

	Today	Change
Active Cases	183	-0.7%
Confirmed	6 new	+1%
Deaths	0.2 new	+1%
Recovered	7 new	+1%

Most Daily New Cases / 1M

Namibia	82
South Africa	56
Eswatini	56
Libya	52
Gambia	40
Morocco	37
Botswana	15
Gabon	13
Ethiopia	12
Zambia	12

* Excludes regions with population < 1M





Sources



*** Per 1M = Per 1 Million Population unless otherwise noted*

Johns Hopkins Coronavirus Resource Center:

<https://coronavirus.jhu.edu/map.html>

Worldometer Coronavirus Reporting:

<https://www.worldometers.info/coronavirus/>

Public Health England:

<https://www.gov.uk/government/publications/covid-19-track-coronavirus-cases>

US Department of Homeland Security, Homeland Infrastructure Foundation-Level Data:

<https://hifld-geoplatform.opendata.arcgis.com/datasets/hospitals>

City of New York, NYC Health:

<https://www1.nyc.gov/site/doh/covid/covid-19-data.page>

Chicago Coronavirus Latest Data:

<https://www.chicago.gov/city/en/sites/covid-19/home/latest-data.html>

National Health Commission of the PRC:

<http://www.nhc.gov.cn/xcs/yqtb/202003/bf66696029ba420098164607240074f8.shtml>

Korean Centers for Disease Control and Prevention:

http://www.cdc.go.kr/cdc_eng/

CDC, Severe Outcomes Among Patients with Coronavirus Disease 2019 (COVID-19):

<https://www.cdc.gov/mmwr/volumes/69/wr/mm6912e2.htm>

Italian Department of Civil Protection, COVID Monitoring:

<http://opendatadpc.maps.arcgis.com/apps/opsdashboard/index.html#/b0c68bce2cce478eaac82fe38d4138b1>

The COVID Tracking Project:

<https://covidtracking.com/data/>

UK Office for National Statistics

<https://www.ons.gov.uk/peoplepopulationandcommunity/birthsdeathsandmarriages/deaths/bulletins/deathsregisteredweeklyinenglandandwalesprovisional/weekending24april2020>

WHO Europe, Surveillance Report:

<http://www.euro.who.int/en/health-topics/health-emergencies/coronavirus-covid-19/weekly-surveillance-report>

WHO Europe, Principles for Transition:

<http://www.euro.who.int/en/media-centre/sections/statements/2020/statement-transition-to-a-new-normal-during-the-covid-19-pandemic-must-be-guided-by-public-health-principles>

COVID-19 Information for Switzerland:

<https://www.corona-data.ch/>

Italian Ministry of Health:

<http://www.salute.gov.it/portale/nuovocoronavirus/dettaglioContenutiNuovoCoronavirus.jsp?lingua=italiano&id=5351&area=nuovoCoronavirus&menu=vuoto>

New South Wales Government:

<https://www.health.nsw.gov.au/Infectious/diseases/Pages/covid-19-latest.aspx>

Provincial Health Services Authority of Canada. BC Center for Disease Control:

<http://www.bccdc.ca/about/news-stories/stories/2020/information-on-novel-coronavirus>

Coronavirus Cases in Japan by Prefecture, Nippon Communications Foundation:

<https://www.nippon.com/en/japan-data/h00657/coronavirus-cases-in-japan-by-prefecture.html>

Secretary of Health, Mexico:

<https://www.gob.mx/salud/en>

OECD Economic Outlooks, Statistics:

https://www.oecd-ilibrary.org/economics/data/oecd-economic-outlook-statistics-and-projections_eo-data-en

Public Health Authority of Sweden:

<https://www.folkhalsomyndigheten.se/smittskydd-beredskap/utbrott/aktuella-utbrott/covid-19/bekraftade-fall-i-sverige>

National Public Health Agency of France:

<https://www.santepubliquefrance.fr/regions/ile-de-france/documents/bulletin-regional/2020/covid-19-point-epidemiologique-en-ile-de-france-du-23-avril-2020>

Florida Department of Health, COVID-19 Response:

<https://floridahealthcovid19.gov>

CDC:

<https://www.cdc.gov/covid-data-tracker/index.html#demographics>

CDC Provisional COVID19 Deaths Counts

<https://data.cdc.gov/NCHS/Provisional-COVID-19-Death-Counts-by-Sex-Age-and-S/9bhg-hcku>

Johns Hopkins Coronavirus Resource Center:

<https://coronavirus.jhu.edu/map.html>