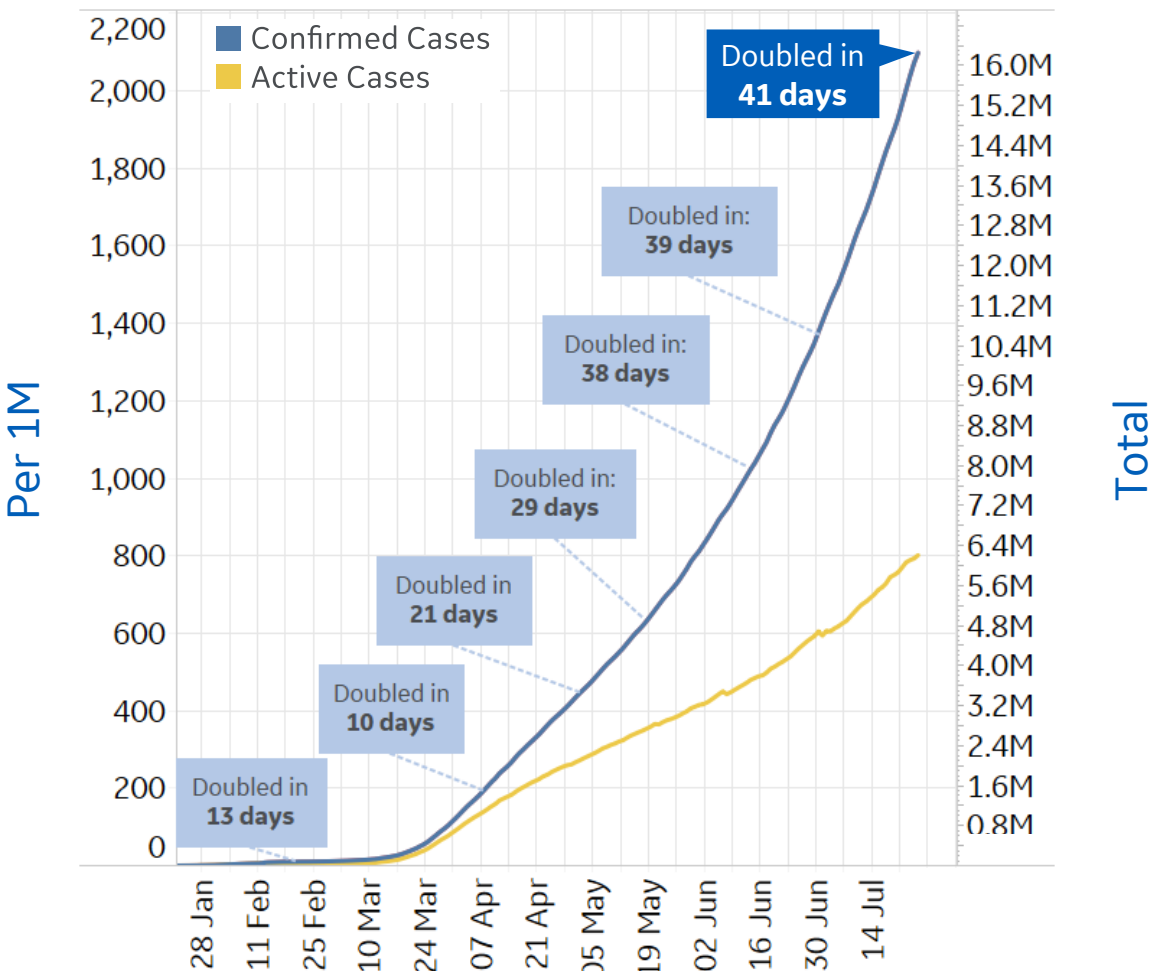




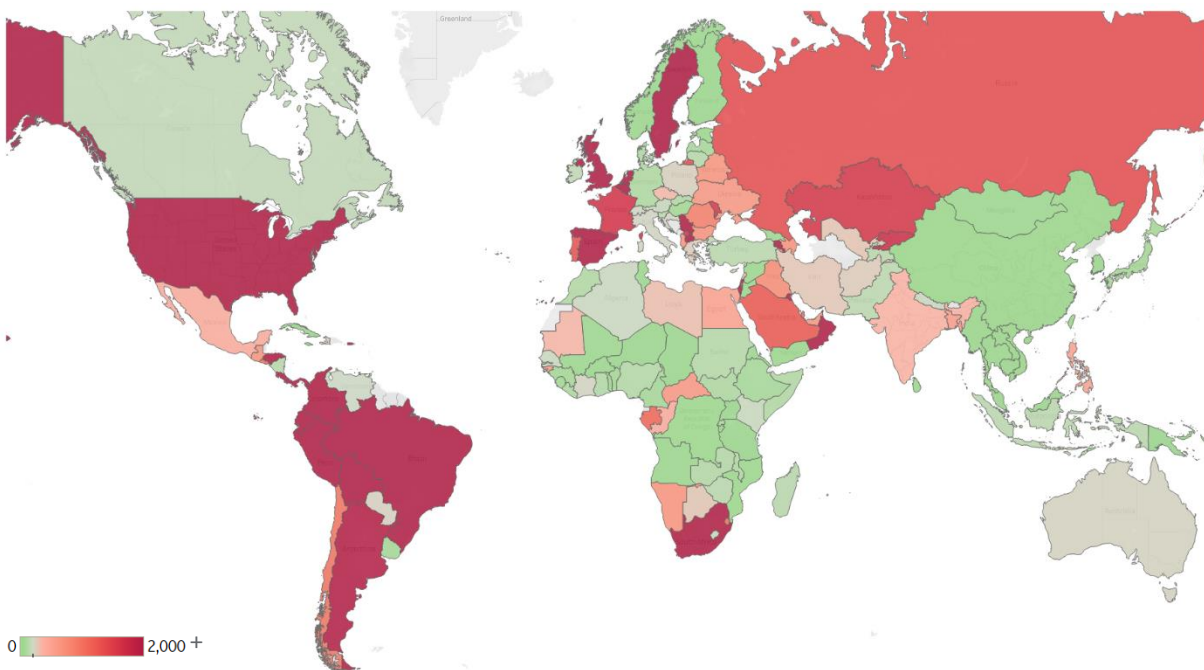
Global Confirmed & Active Cases

Trend since 22 Jan



Today per 1M

Active cases = Confirmed - Recovered - Deaths



Per 1M:	Today		Change
Active Today	801		+1%
Active	8	new	+1%
Confirmed	26	new	+1%
Deaths	1	new	+1%
Recovered	17	new	+1%



New Confirmed Cases & New Deaths

Key

North America

Europe

Middle East

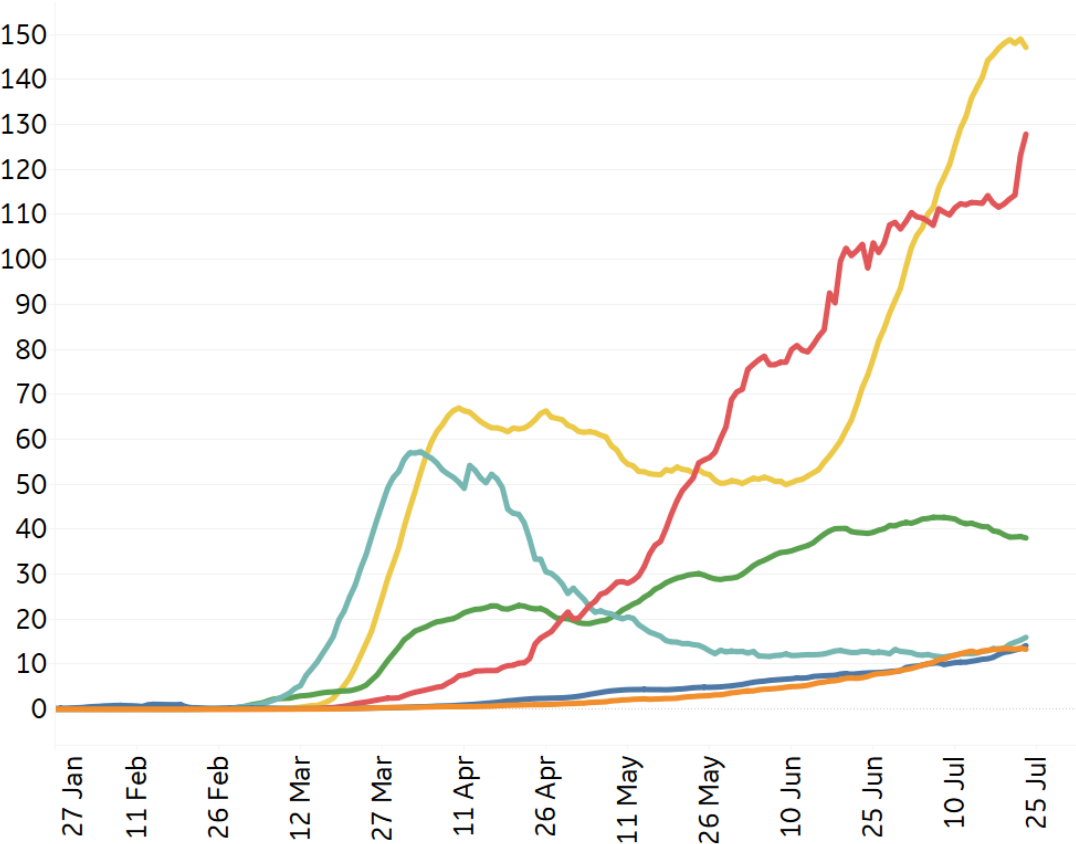
Central/South America

Asia

Africa

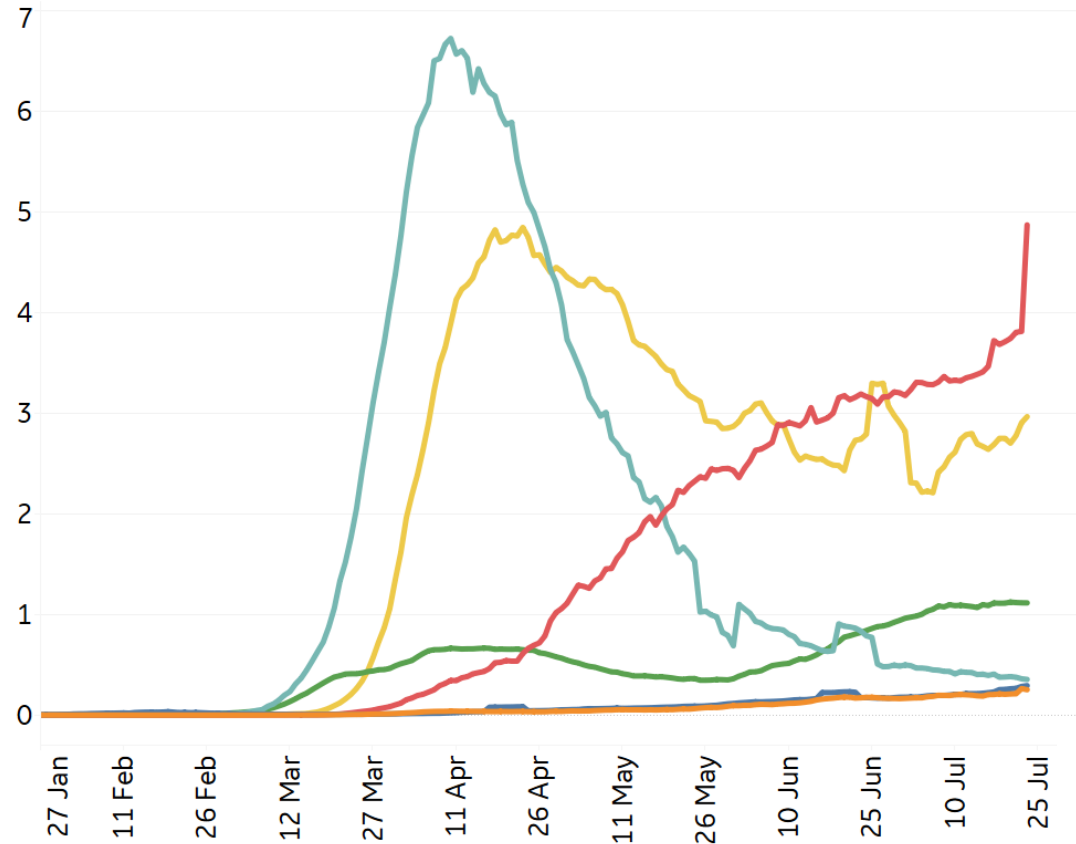
New Confirmed Cases / 1M

7-day rolling average



New Deaths / 1M

7-day rolling average





Top 50 Countries: Per 1M



1 - 25

	Active Today	Today			Total since 22 Jan		
		Confirmed	Deaths	Recovered	Total Confirmed	Total Deaths	Total Recovered
Belgium	3,345	26	0	1	5,697	847	1,505
UK	3,738	11	0	0	4,434	675	21
Spain	2,002	0	0	0	5,827	608	3,216
Sweden	7,258	0	0	0	7,822	564	0
Peru	2,738	0	0	256	11,402	541	8,124
Chile	972	115	5	101	18,089	477	16,640
France	1,634	0	0	0	3,337	463	1,240
US	8,426	166	1	56	12,791	444	3,921
Brazil	2,442	116	3	130	11,381	409	8,529
Netherlands	2,723	1	0	0	3,093	359	11
Ecuador	2,283	37	0	20	4,574	313	1,978
EU	980	8	0	7	3,152	305	1,867
Panama	5,764	332	4	163	13,974	300	7,910
Armenia	3,420	108	2	79	12,593	238	8,935
Bolivia	3,913	98	4	18	5,948	221	1,813
North Macedo..	2,015	73	0	34	4,841	221	2,605
Kyrgyzstan	1,709	106	4	182	5,029	196	3,125
Moldova	1,584	51	1	75	5,710	182	3,944
Portugal	1,297	20	0	21	4,920	168	3,454
Colombia	2,218	0	0	0	4,732	163	2,352
South Africa	2,927	189	2	34	7,510	114	4,469
Romania	882	58	1	14	2,329	114	1,333
Honduras	3,356	85	2	21	3,965	113	497
Iraq	757	61	2	47	2,736	108	1,870
Kuwait	2,100	109	1	179	14,933	101	12,732

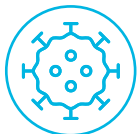
26 - 50

	Active Today	Today			Total since 22 Jan		
		Confirmed	Deaths	Recovered	Total Confirmed	Total Deaths	Total Recovered
Dom. Rep.	3,064	185	1	58	5,799	98	2,637
Guatemala	653	31	2	31	2,515	97	1,764
Kosovo	1,623	0	0	0	3,748	92	2,034
Russia	1,361	39	1	22	5,558	91	4,106
Bos. and Herz.	1,503	0	0	0	2,977	85	1,388
Bahrain	1,941	226	2	284	22,997	82	20,974
Saudi Arabia	1,261	57	1	73	7,668	79	6,329
Oman	3,980	225	3	243	14,884	75	10,829
Argentina	1,971	93	1	55	3,596	65	1,560
El Salvador	1,015	63	2	15	2,256	62	1,179
Serbia	2,655	100	2	0	2,716	61	0
Qatar	1,082	93	0	95	37,939	57	36,800
Israel	3,981	148	2	12	7,158	54	3,122
Bulgaria	681	17	0	7	1,501	49	771
Albania	675	44	1	16	1,655	48	932
Azerbaijan	685	41	1	59	2,964	41	2,237
Eq. Guinea	1,552	0	0	0	2,189	36	600
Kazakhstan	1,596	75	0	40	4,427	31	2,800
Eswatini	1,025	56	3	40	1,902	28	850
Gabon	1,111	0	0	0	3,138	22	2,005
Costa Rica	2,236	123	1	18	2,990	20	733
West Bank an..	1,453	36	0	103	2,291	17	821
Singapore	824	82	0	29	8,610	5	7,781
Namibia	666	35	0	2	699	3	30
Total World	801	26	1	17	2,098	84	1,213

Several countries are revising and updating case counts

Reported deaths in **India** increased 19% (+5,274 deaths) in the last week

Sorted by Total Deaths / 1M
Top 50 countries selected by Active Cases / 1M
Excluded countries with population < 1M



Top 50 Countries: Raw Volume



1 - 25

	Active Cases	Today			Total since 22 Jan		
		Confirmed	Deaths	Recovered	Total Confirmed	Total Deaths	Total Recovered
US	2,789,125	54,953	470	18,449	4,233,923	146,935	1,297,863
EU	436,166	3,414	43	3,158	1,403,260	135,637	831,457
Brazil	519,174	24,578	555	27,554	2,419,091	87,004	1,812,913
UK	253,749	750	14	7	301,020	45,837	1,434
Mexico	51,614	5,480	1,035	6,403	390,516	43,680	295,222
Italy	12,565	254	5	126	246,118	35,107	198,446
India	485,277	49,981	711	31,995	1,435,616	32,771	917,568
France	106,661	0	0	0	217,801	30,195	80,945
Spain	93,613	0	0	0	272,421	28,432	150,376
Peru	90,268	0	0	8,427	375,961	17,843	267,850
Iran	22,259	2,333	216	1,894	291,172	15,700	253,213
Russia	198,652	5,741	77	3,108	811,073	13,249	599,172
Belgium	38,767	299	0	13	66,026	9,821	17,438
Germany	7,488	389	0	136	206,667	9,124	190,055
Chile	18,583	2,198	92	1,926	345,790	9,112	318,095
Canada	5,886	319	5	204	115,789	8,934	100,969
Colombia	112,859	0	0	0	240,795	8,269	119,667
South Africa	173,587	11,233	114	2,023	445,433	6,769	265,077
Netherlands	46,650	21	0	0	53,005	6,159	196
Pakistan	29,857	0	0	0	273,113	5,822	237,434
Sweden	73,300	0	0	0	78,997	5,697	0
Turkey	11,000	927	17	1,010	226,100	5,613	209,487
Ecuador	40,283	658	8	352	80,694	5,515	34,896
Indonesia	37,342	1,492	67	1,301	98,778	4,781	56,655
China	1,459	189	0	50	86,570	4,652	80,459

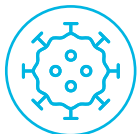
26 - 50

	Active Cases	Today			Total since 22 Jan		
		Confirmed	Deaths	Recovered	Total Confirmed	Total Deaths	Total Recovered
Egypt	53,625	479	48	928	92,062	4,606	33,831
Iraq	30,453	2,459	78	1,900	110,032	4,362	75,217
Argentina	89,069	4,192	46	2,496	162,526	2,939	70,518
Bangladesh	96,643	2,275	54	1,792	223,453	2,928	123,882
Saudi Arabia	43,885	1,968	30	2,541	266,941	2,733	220,323
Bolivia	45,677	1,148	48	218	69,429	2,583	21,169
Romania	16,968	1,120	22	270	44,798	2,187	25,643
Philippines	52,406	2,036	35	358	80,448	1,932	26,110
Guatemala	11,707	561	35	567	45,053	1,734	31,612
Portugal	13,230	209	1	207	50,164	1,717	35,217
Poland	8,641	443	7	334	43,065	1,671	32,753
Ukraine	27,751	944	15	312	66,261	1,625	36,885
Panama	24,871	1,432	19	703	60,296	1,294	34,131
Honduras	33,238	838	18	209	39,276	1,116	4,922
Dom. Rep.	33,242	2,012	8	623	62,908	1,063	28,603
Nigeria	22,300	555	2	426	40,532	858	17,374
Kazakhstan	29,966	1,402	0	748	83,122	585	52,571
Belarus	6,173	130	4	333	67,132	534	60,425
Israel	34,461	1,278	13	108	61,956	470	27,025
Kuwait	8,967	464	4	766	63,773	433	54,373
Oman	20,322	1,147	13	1,238	76,005	384	55,299
UAE	6,387	351	1	554	58,913	344	52,182
Qatar	3,116	269	1	274	109,305	165	106,024
Singapore	4,821	481	0	169	50,369	27	45,521
Total World	6,206,399	204,606	4,104	134,985	16,252,541	648,637	9,397,505

Several countries are revising and updating case counts

Confirmed Cases in **Japan** increased 62% (+11,710 cases) since 1 July

Sorted by Total Deaths
Top 50 countries selected by Total Confirmed Cases
Excluded countries with population < 1M



United States: Per 1M



1 - 26

	Active Today	Today			Total since 22 Jan		
		Confirmed	Deaths	Recovered	Total Confirmed	Total Deaths	Total Recovered
New Jersey	14,798	57	1	8	20,194	1,777	3,618
New York	15,750	28	1	4	21,165	1,677	3,738
Connecticut	10,054	0	0	0	13,681	1,238	2,389
Massachuse..	1,546	54	3	0	16,777	1,237	13,994
Rhode Island	14,587	0	0	0	17,203	946	1,670
DC	2,256	89	0	6	16,691	823	13,612
Louisiana	9,111	826	10	0	23,140	809	13,220
Michigan	2,279	104	0	234	8,678	641	5,758
Illinois	13,027	122	0	0	13,626	599	N/A
Delaware	5,869	118	0	36	14,675	595	8,211
Maryland	12,385	115	1	0	13,853	569	899
Pennsylvania	1,879	49	0	47	8,729	557	6,293
Mississippi	6,836	394	5	0	17,524	502	10,186
Arizona	18,922	271	3	57	22,259	454	2,882
Indiana	2,326	127	1	41	9,265	431	6,507
Georgia	15,489	260	0	0	15,819	329	N/A
Colorado	6,489	95	0	4	7,696	312	896
New Hamps..	433	15	0	0	4,733	301	3,999
Alabama	9,241	237	3	0	16,172	300	6,630
New Mexico	5,322	121	3	53	9,081	293	3,466
S. Carolina	9,775	231	5	0	15,771	290	5,706
Minnesota	906	153	1	143	9,070	286	7,878
Ohio	1,908	76	1	63	7,192	283	5,002
Florida	19,462	435	4	0	19,735	273	N/A
Iowa	3,773	149	1	47	13,425	263	9,390
Virginia	8,389	112	0	10	9,908	243	1,275

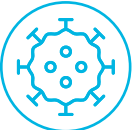
27 - 51

	Active Today	Today			Total since 22 Jan		
		Confirmed	Deaths	Recovered	Total Confirmed	Total Deaths	Total Recovered
Nevada	13,348	333	1	0	13,909	238	323
California	11,233	148	1	0	11,447	214	N/A
Washington	6,715	103	1	0	6,912	197	N/A
Missouri	6,672	183	1	0	6,869	197	N/A
Texas	5,515	131	3	262	13,591	175	7,901
N. Carolina	3,090	145	1	0	10,768	173	7,504
Nebraska	3,208	115	0	51	12,726	163	9,355
Kentucky	4,244	71	1	0	6,062	157	1,661
Wisconsin	1,711	164	0	117	8,386	153	6,521
Tennessee	5,599	460	0	135	13,755	142	8,014
South Dakota	1,026	102	1	64	9,490	139	8,324
Arkansas	2,187	213	1	595	12,798	133	10,478
North Dakota	1,345	184	0	106	7,711	130	6,236
Oklahoma	1,539	N/A	0	163	7,906	125	6,242
Kansas	8,198	96	1	0	8,681	114	370
Vermont	253	6	0	6	2,244	90	1,901
Maine	306	18	0	2	2,837	89	2,443
Utah	4,024	109	0	127	11,845	85	7,735
Idaho	7,022	511	1	130	10,172	82	3,068
Oregon	3,065	155	2	0	3,973	69	840
West Virginia	903	64	0	30	3,286	57	2,326
Wyoming	980	50	0	29	4,276	43	3,254
Montana	1,138	77	0	95	3,126	43	1,945
Alaska	2,307	254	0	3	3,452	27	1,117
Hawaii	346	44	0	13	1,189	18	824

N/As are due to states revising and updating case counts

Confirmed Cases in **Louisiana** increased 17% (+15,868 cases) in the last week

Sorted by Total Deaths / 1M



United States: Raw Volume

1 - 26

		Today			Total since 22 Jan		
	Active Cases	Confirmed	Deaths	Recovered	Total Confirmed	Total Deaths	Total Recovered
New York	306,390	536	22	84	411,736	32,630	72,716
New Jersey	131,443	505	11	72	179,363	15,787	32,133
Massachuse..	10,656	369	19	0	115,637	8,529	96,452
California	443,840	5,836	40	0	452,288	8,448	N/A
Illinois	165,073	1,541	1	0	172,663	7,590	N/A
Pennsylvania	24,050	630	3	600	111,745	7,127	80,568
Michigan	22,759	1,039	0	2,340	86,661	6,400	57,502
Florida	418,001	9,344	77	0	423,855	5,854	N/A
Texas	159,901	3,798	86	7,597	394,084	5,076	229,107
Connecticut	35,847	0	0	0	48,776	4,413	8,516
Louisiana	42,355	3,840	48	0	107,574	3,763	61,456
Georgia	164,455	2,765	4	0	167,953	3,498	N/A
Maryland	74,874	694	7	0	83,748	3,440	5,434
Ohio	22,301	889	10	734	84,073	3,307	58,465
Arizona	137,731	1,973	19	412	162,014	3,305	20,978
Indiana	15,660	852	8	274	62,372	2,903	43,809
Virginia	71,607	958	3	82	84,567	2,078	10,882
N. Carolina	32,413	1,516	6	0	112,937	1,817	78,707
Colorado	37,366	547	0	25	44,318	1,794	5,158
Minnesota	5,108	862	3	806	51,153	1,614	44,431
Washington	51,134	786	7	0	52,635	1,501	N/A
Mississippi	20,346	1,173	15	0	52,154	1,493	30,315
S. Carolina	50,330	1,191	26	0	81,199	1,491	29,378
Alabama	45,311	1,164	17	0	79,294	1,473	32,510
Missouri	40,951	1,126	9	0	42,160	1,209	N/A

27 - 51

		Today			Total since 22 Jan		
	Active Cases	Confirmed	Deaths	Recovered	Total Confirmed	Total Deaths	Total Recovered
Rhode Island	15,453	0	0	0	18,224	1,002	1,769
Tennessee	38,239	3,140	3	922	93,936	967	54,730
Wisconsin	9,964	957	1	684	48,827	892	37,971
Iowa	11,903	471	3	148	42,357	829	29,625
Nevada	41,115	1,027	2	0	42,843	734	994
Kentucky	18,961	318	4	0	27,082	700	7,421
New Mexico	11,160	254	7	112	19,042	614	7,268
DC	1,592	63	0	4	11,780	581	9,607
Delaware	5,715	115	0	35	14,290	579	7,996
Oklahoma	6,091	1,204	0	645	31,285	496	24,698
New Hamps..	589	21	0	0	6,436	409	5,438
Arkansas	6,600	642	2	1,795	38,623	401	31,622
Kansas	23,882	281	2	0	25,290	331	1,077
Nebraska	6,205	223	0	98	24,618	316	18,097
Oregon	12,928	654	7	0	16,758	289	3,541
Utah	12,901	350	0	408	37,973	274	24,798
Idaho	12,549	913	2	232	18,178	146	5,483
South Dakota	908	90	1	57	8,395	123	7,364
Maine	411	24	0	3	3,814	119	3,284
West Virginia	1,618	114	0	53	5,889	103	4,168
North Dakota	1,025	140	0	81	5,876	99	4,752
Vermont	158	4	0	4	1,400	56	1,186
Montana	1,216	82	0	102	3,341	46	2,079
Hawaii	490	63	0	19	1,683	26	1,167
Wyoming	567	29	0	17	2,475	25	1,883
Alaska	1,688	186	0	2	2,525	20	817

N/As are due to states revising and updating case counts

66% of confirmed cases in Michigan are reported as recovered

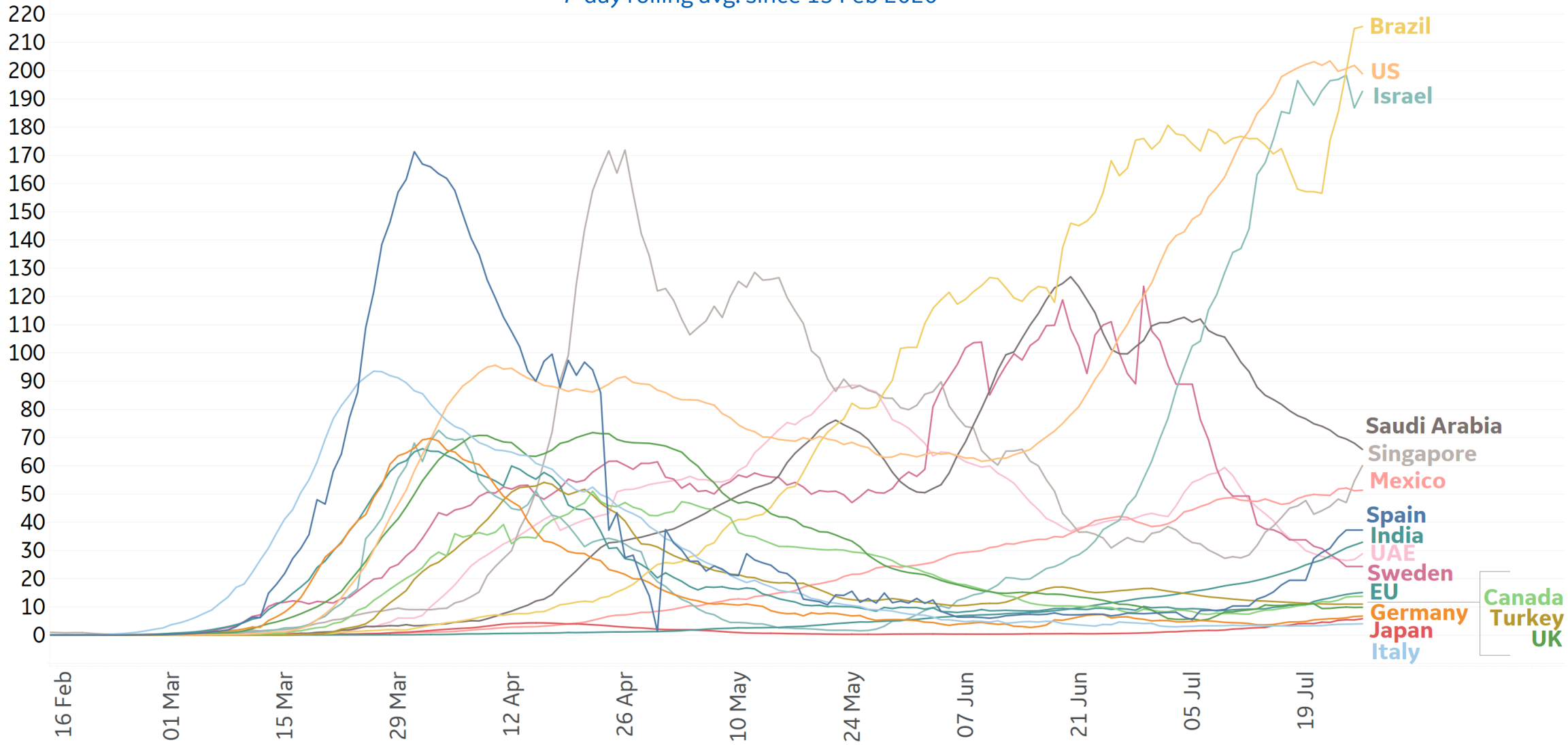
Sorted by volume of Total Deaths



New Confirmed Cases in Select Countries

Updated 27 July 2020, 3:30 GMT 7

Daily New Confirmed Cases / 1M
7-day rolling avg. since 15 Feb 2020



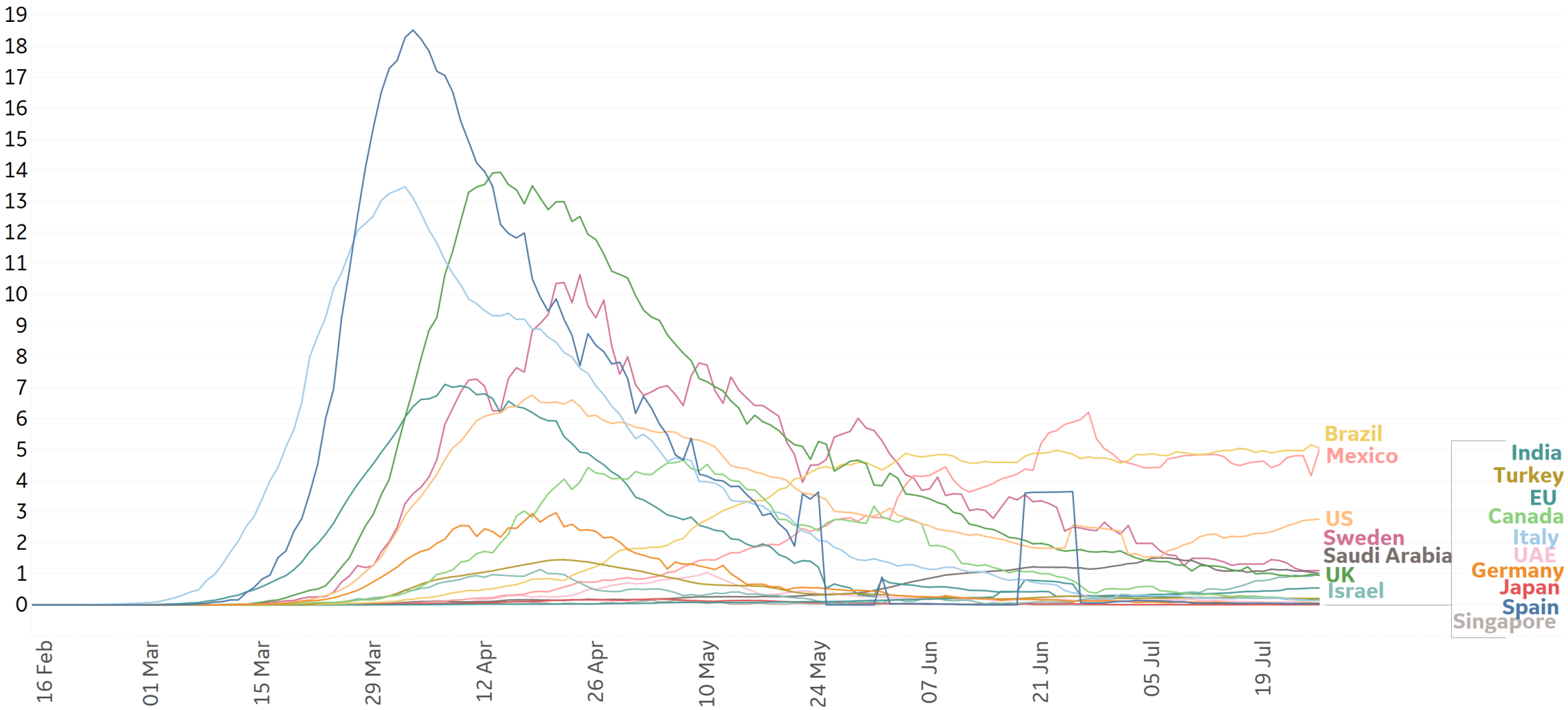


New Deaths in Select Countries

Updated 27 July 2020, 3:30 GMT

Daily New Deaths / 1M

7-day rolling avg. since 15 Feb 2020

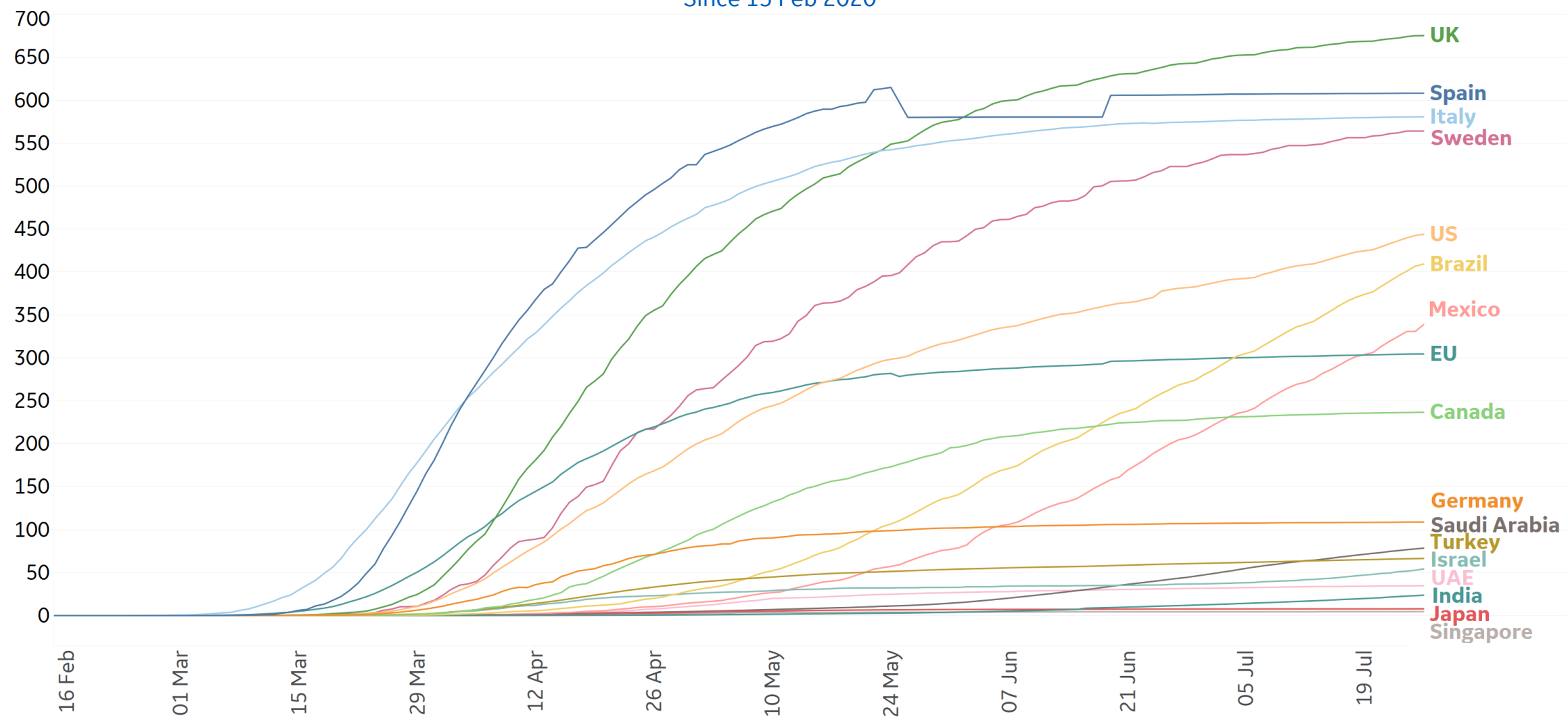




Cumulative Deaths in Select Countries

Updated 27 July 2020, 3:30 GMT 9

Cumulative Deaths / 1M
Since 15 Feb 2020



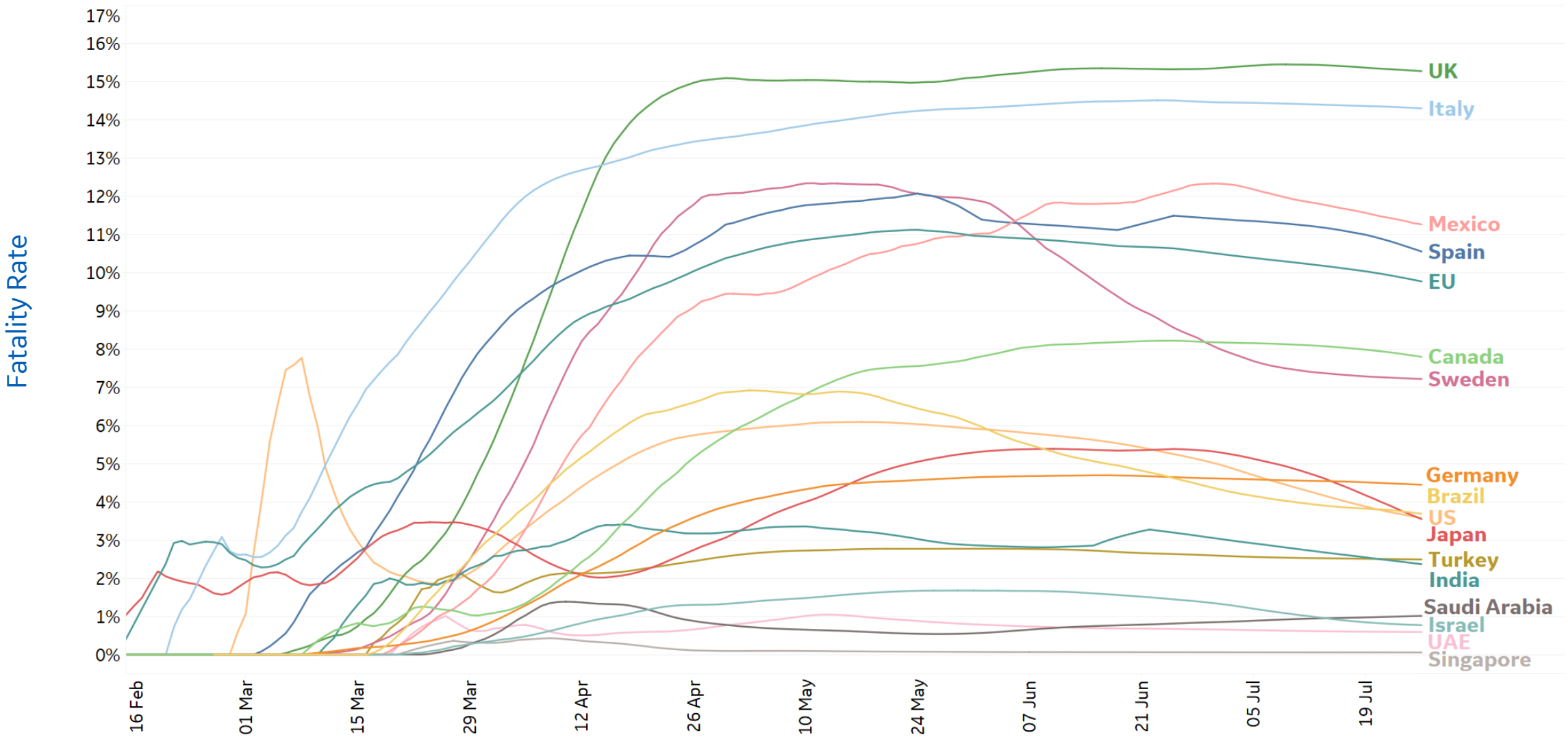


Fatality Rate in Select Countries



Deaths / Confirmed Cases

7-day rolling avg. since 15 Feb 2020

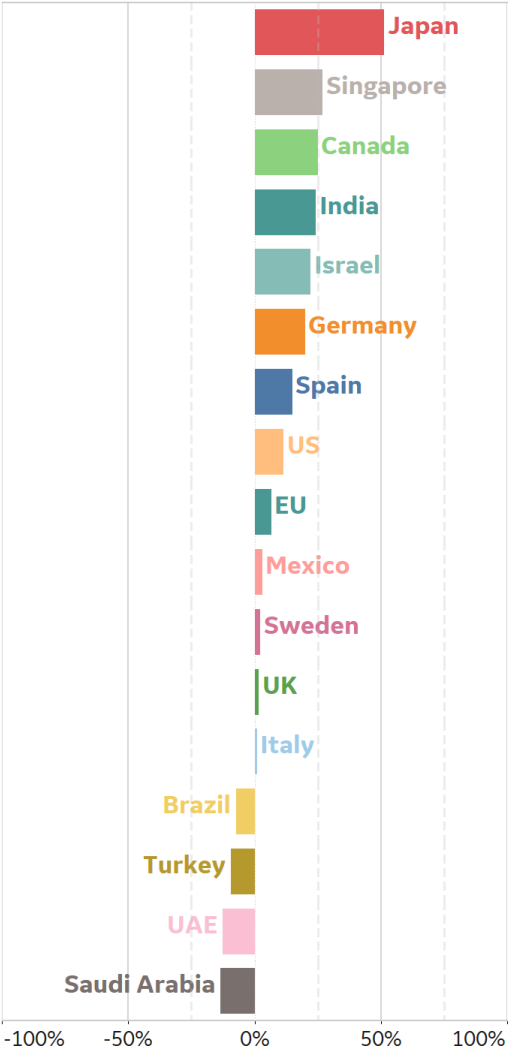




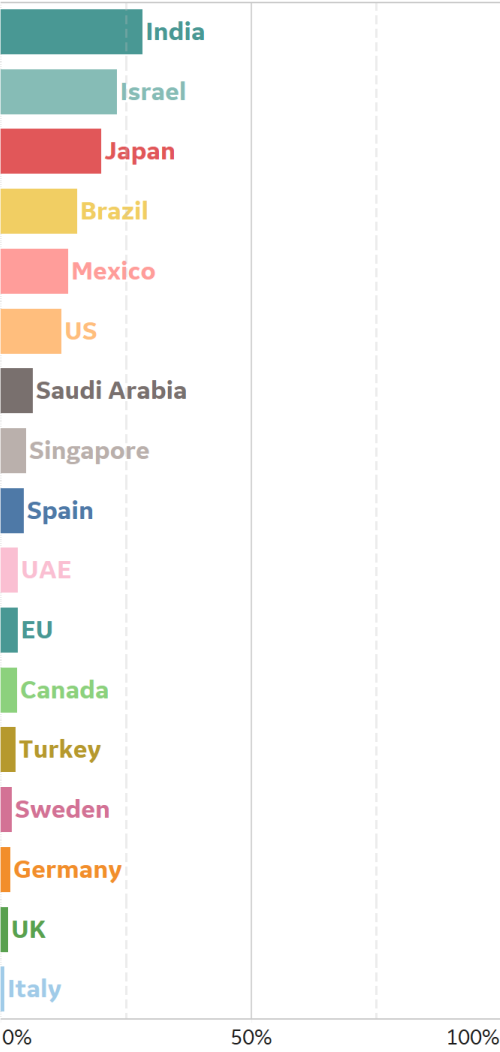
% Change in Case Volume in Select Countries

Over Previous 7 days

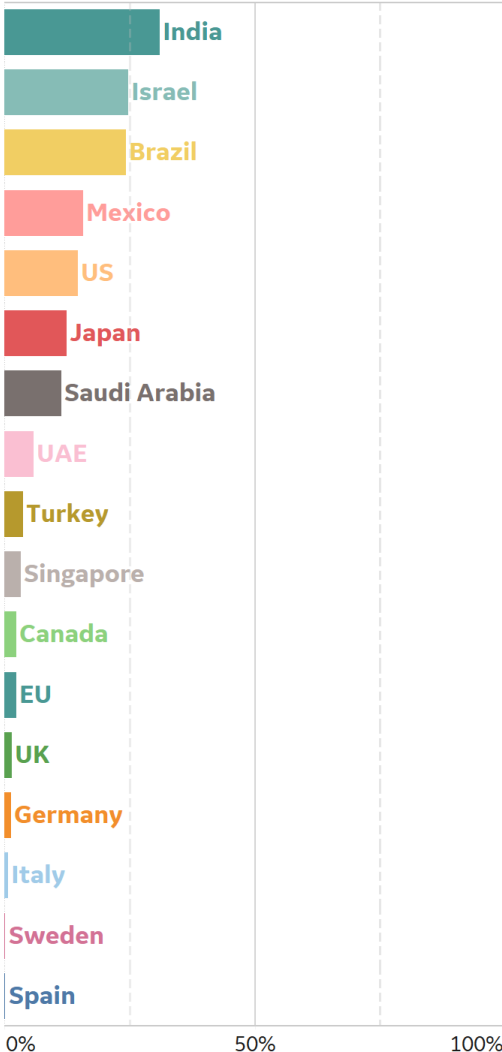
Active Cases



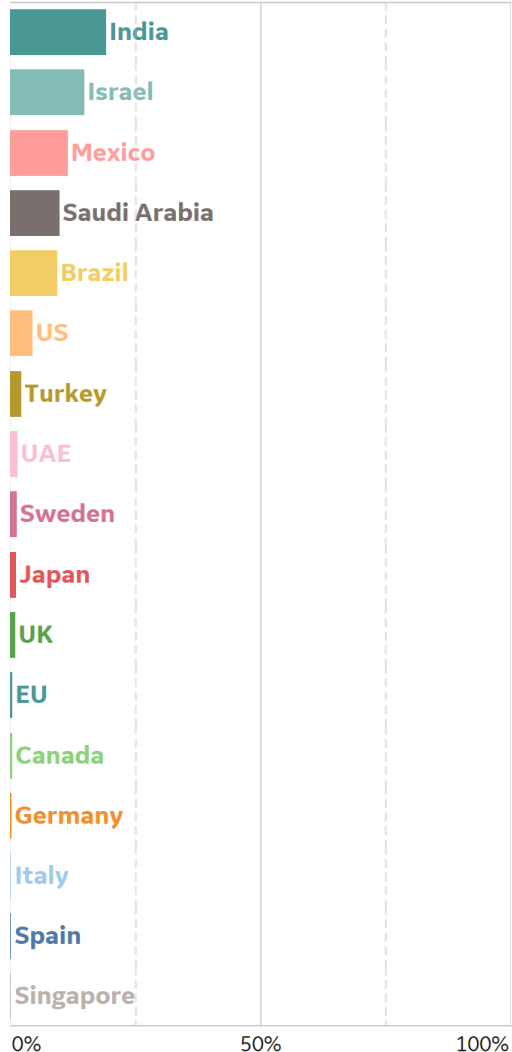
Confirmed Cases



Reported Recoveries



Reported Deaths





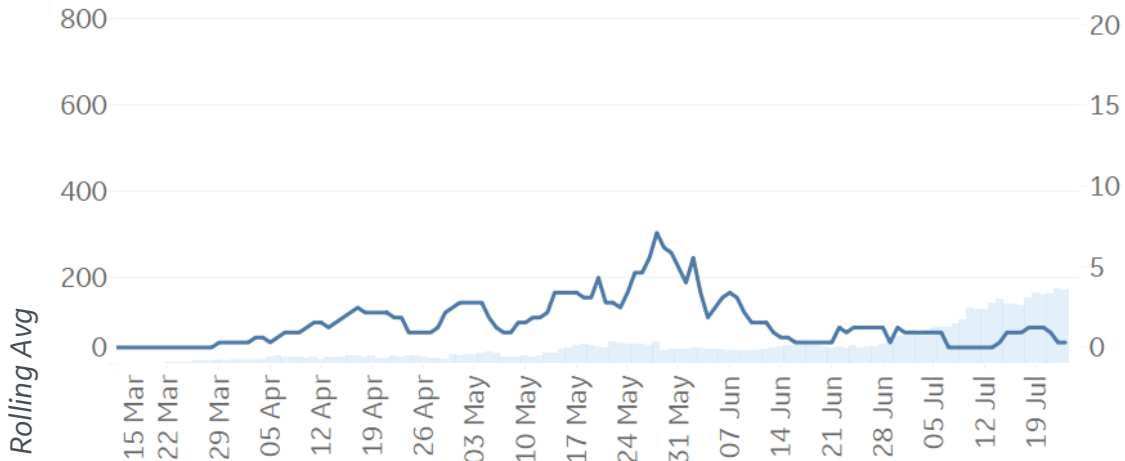
Feature: Trends in CC Ecosystem Cities

Updated 27 July 2020, 3:30 GMT

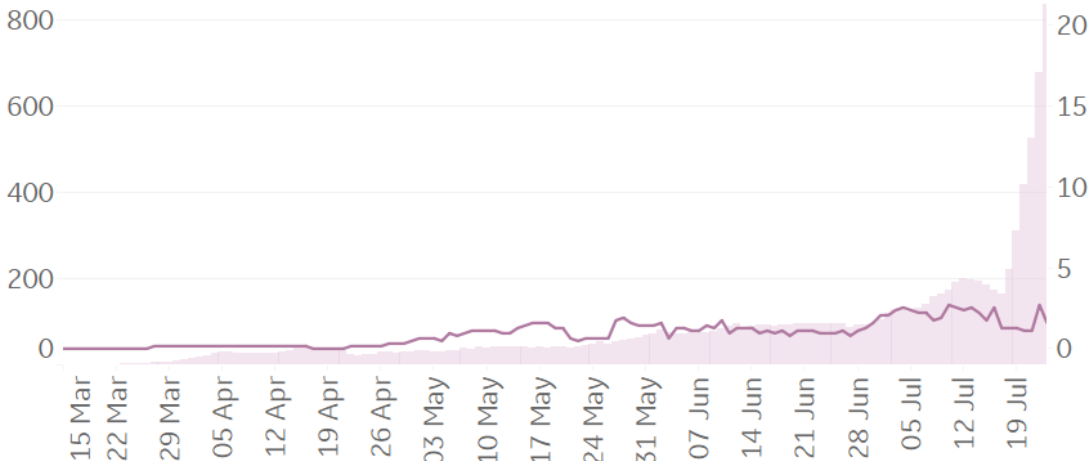
12

Asheville, NC

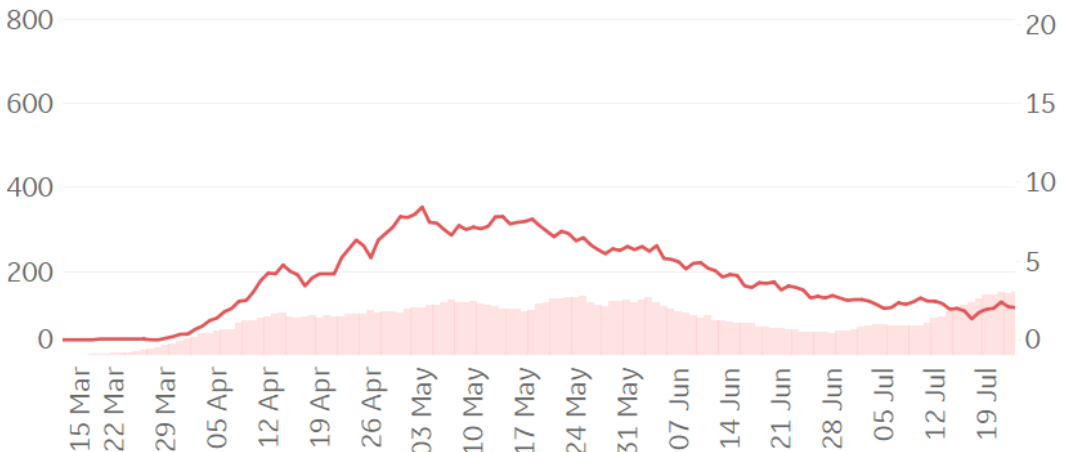
Daily New Confirmed Cases / 1M (Bars)



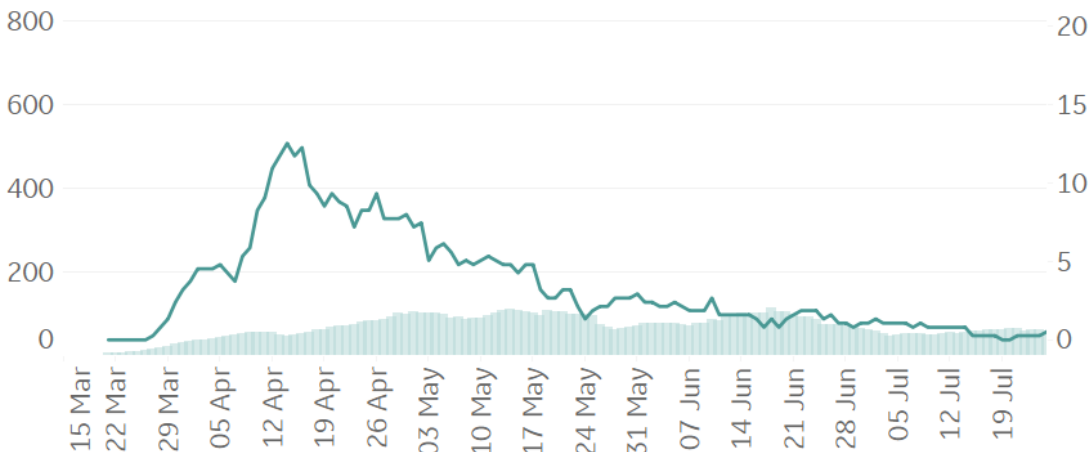
Bakersfield, CA



Baltimore, MD



Bradford, UK



Daily New Deaths / 1M (Lines)
7-day Rolling Avg

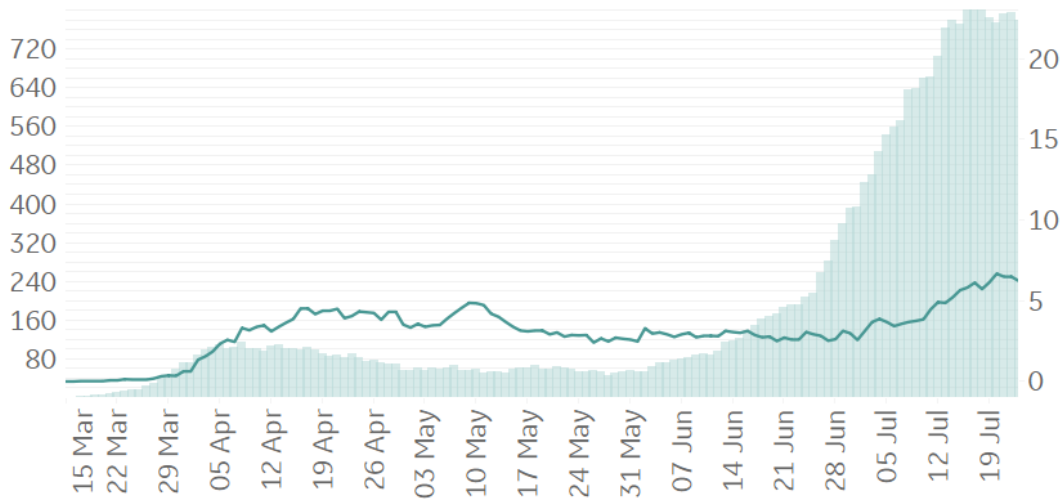


Feature: Trends in CC Ecosystem Cities

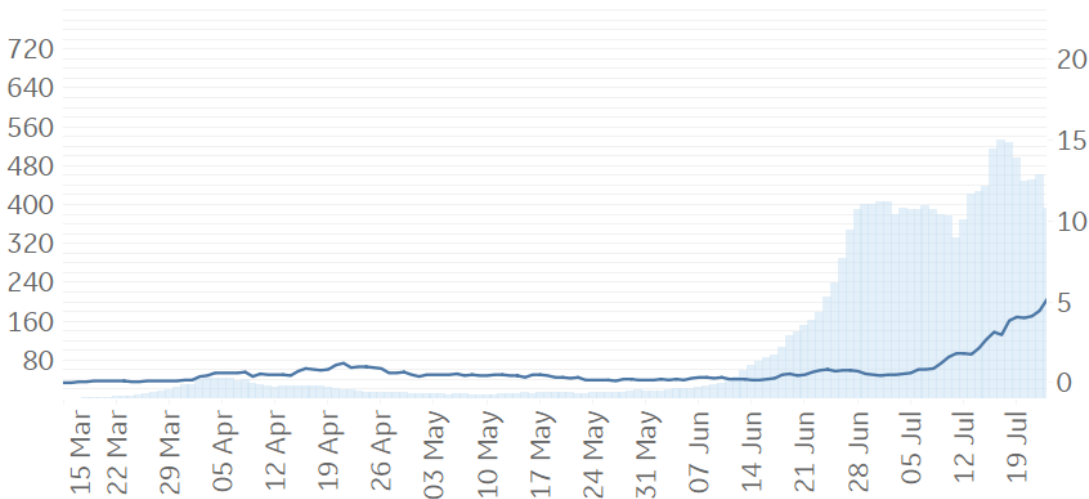
Updated 27 July 2020, 3:30 GMT

13

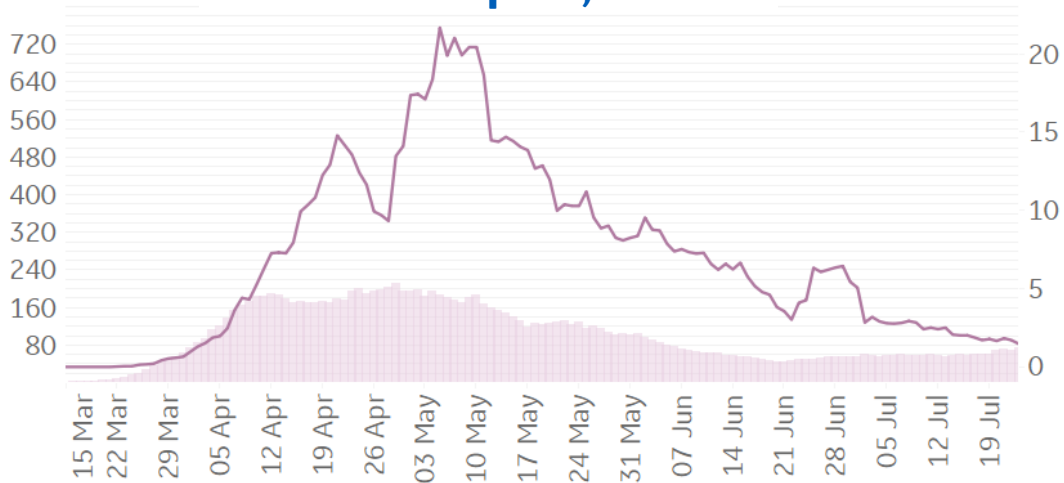
Miami, FL



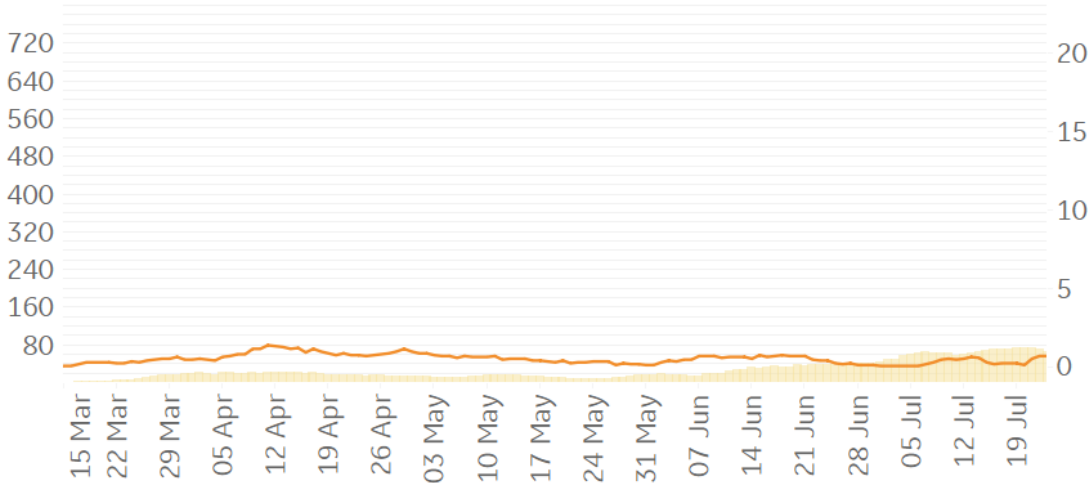
Orlando, FL



Philadelphia, PA



Portland, OR



Daily New Confirmed Cases / 1M (Bars)

7-day Rolling Avg

Daily New Deaths / 1M (Lines)
7-day Rolling Avg

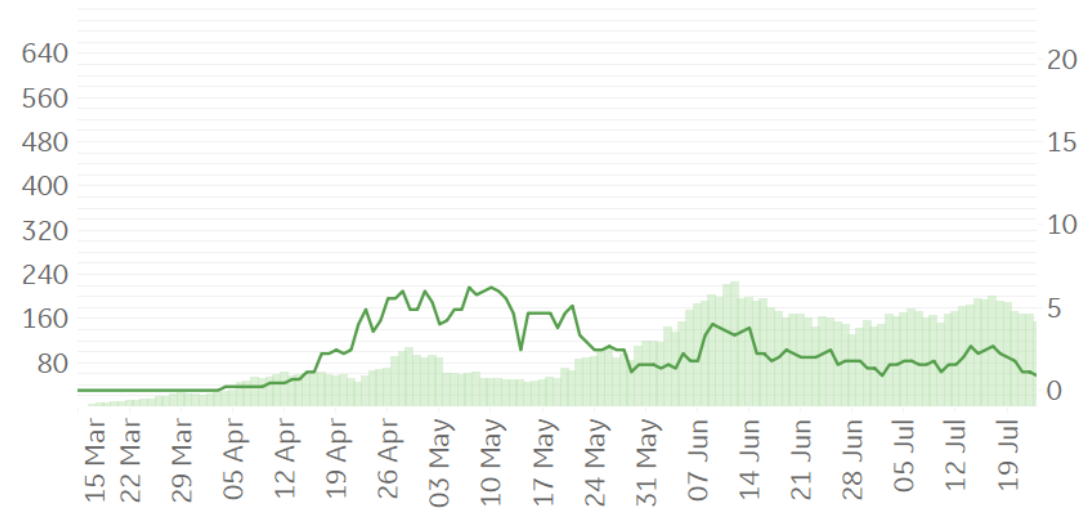


Feature: Trends in CC Ecosystem Cities

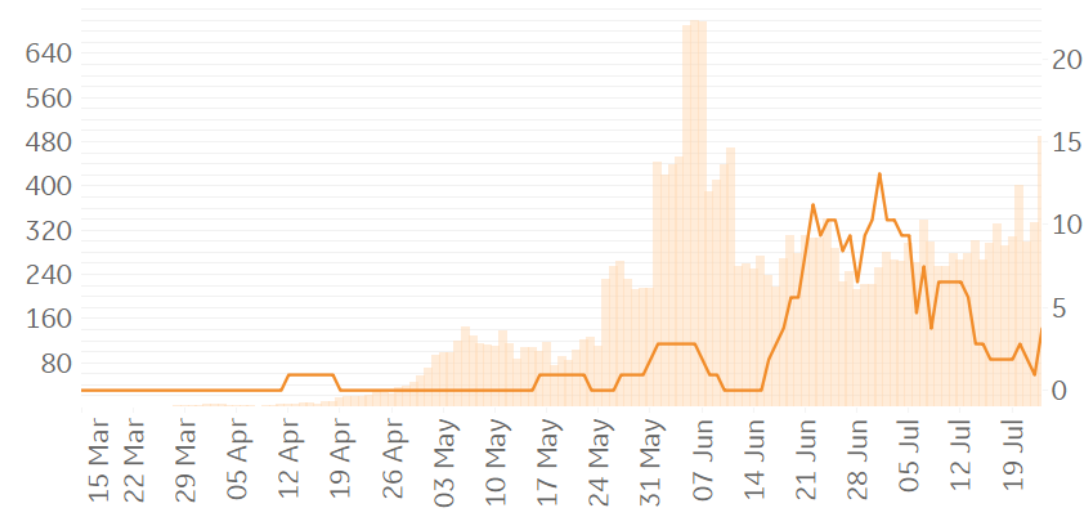
Daily New Confirmed Cases / 1M (Bars)

7-day Rolling Avg

Durham, NC



Hanford, CA



Los Angeles, CA



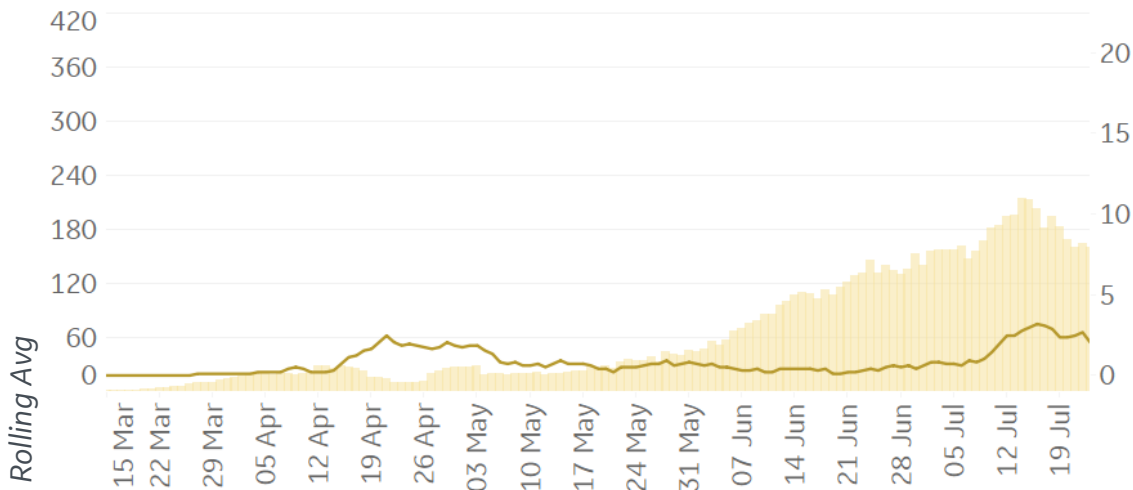
Daily New Deaths / 1M (Lines)
7-day Rolling Avg



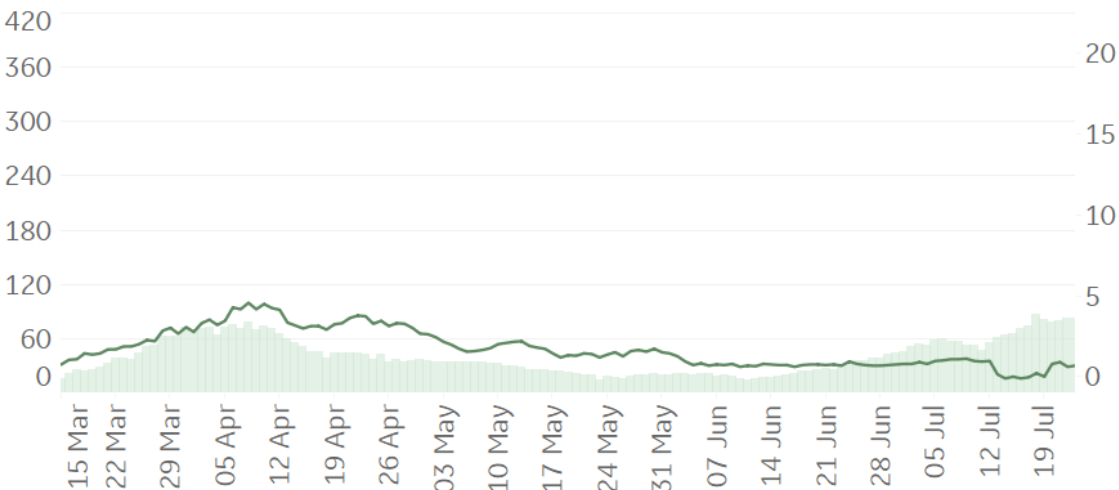
Feature: Trends in CC Ecosystem Cities

Raleigh, NC

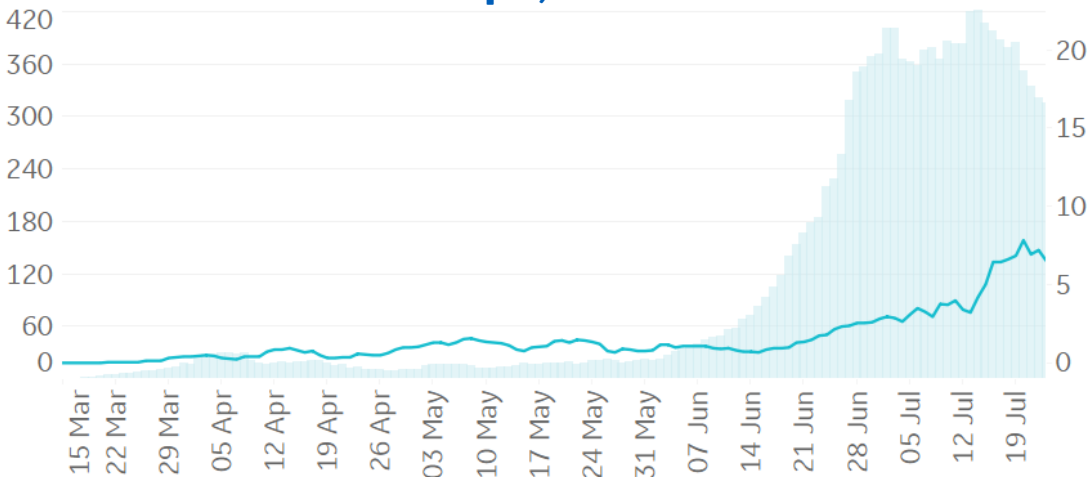
Daily New Confirmed Cases / 1M (Bars)



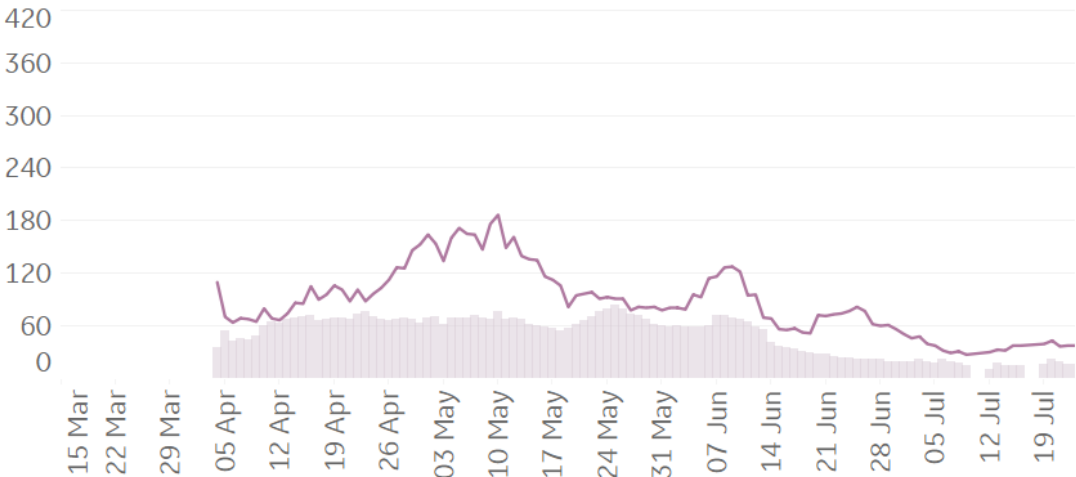
Seattle, WA



Tampa, FL



Toronto, Canada



Daily New Deaths / 1M (Lines)

7-day Rolling Avg



Per 1M in Region

	Today	Change
Active Cases	1,020	+0.2%
Confirmed	20 new	+1%
Deaths	1 new	+0.2%
Recovered	17 new	+1%

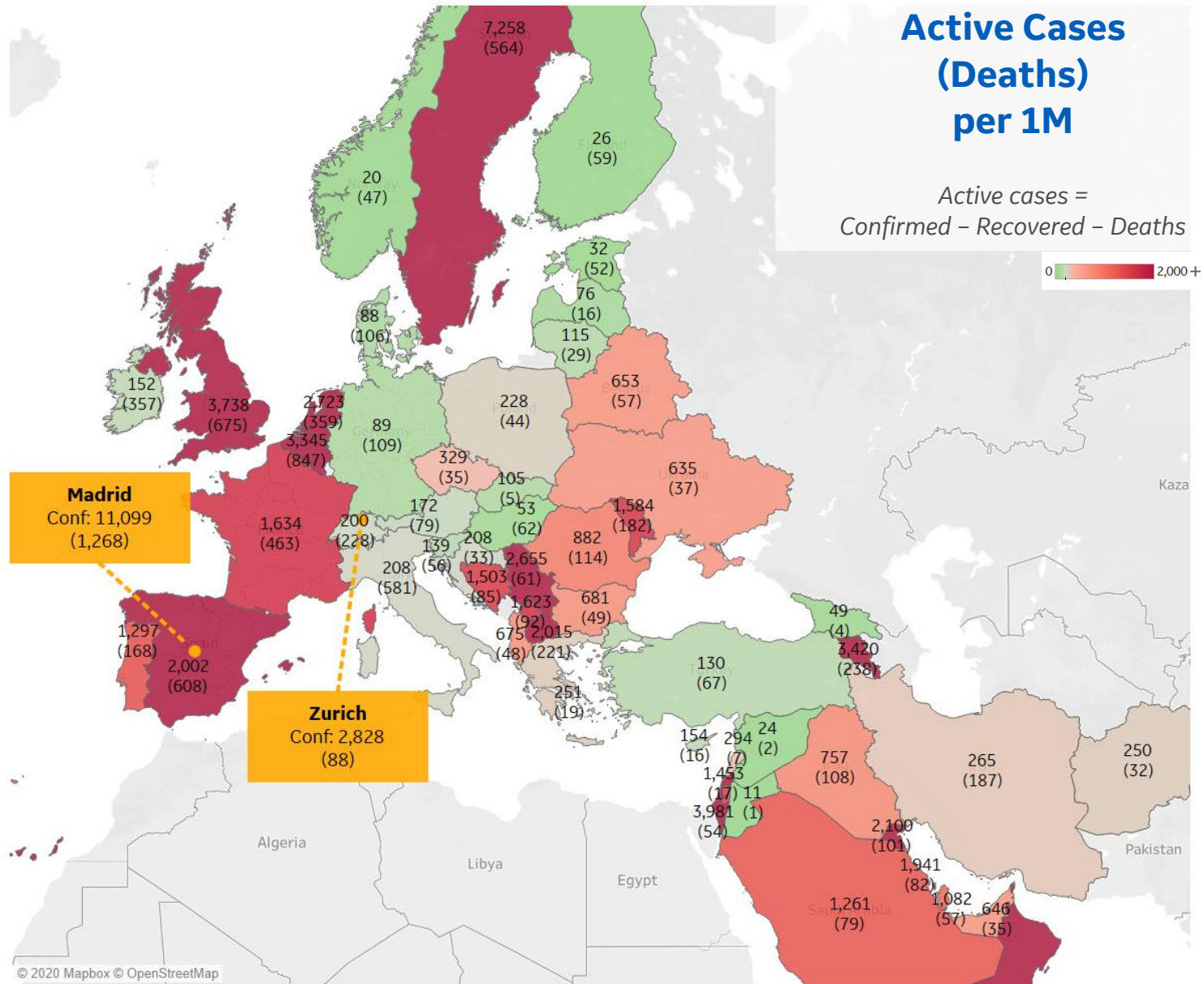
Most Active Cases per 1M

Sweden	7,258
Israel	3,981
Oman	3,980
UK	3,738
Armenia	3,420
Belgium	3,345
Netherlands	2,723
Serbia	2,655
Kuwait	2,100
North Macedonia	2,015

* Excludes regions with population < 1M

Active Cases (Deaths) per 1M

Active cases =
Confirmed - Recovered - Deaths





Per 1M in Region

	Today	Change
Active Cases	3,495	+0.3%
Confirmed	10 new	+0.2%
Deaths	0.2 new	+0.03%
Recovered	1 new	0.3%

Most Active Cases per 1M

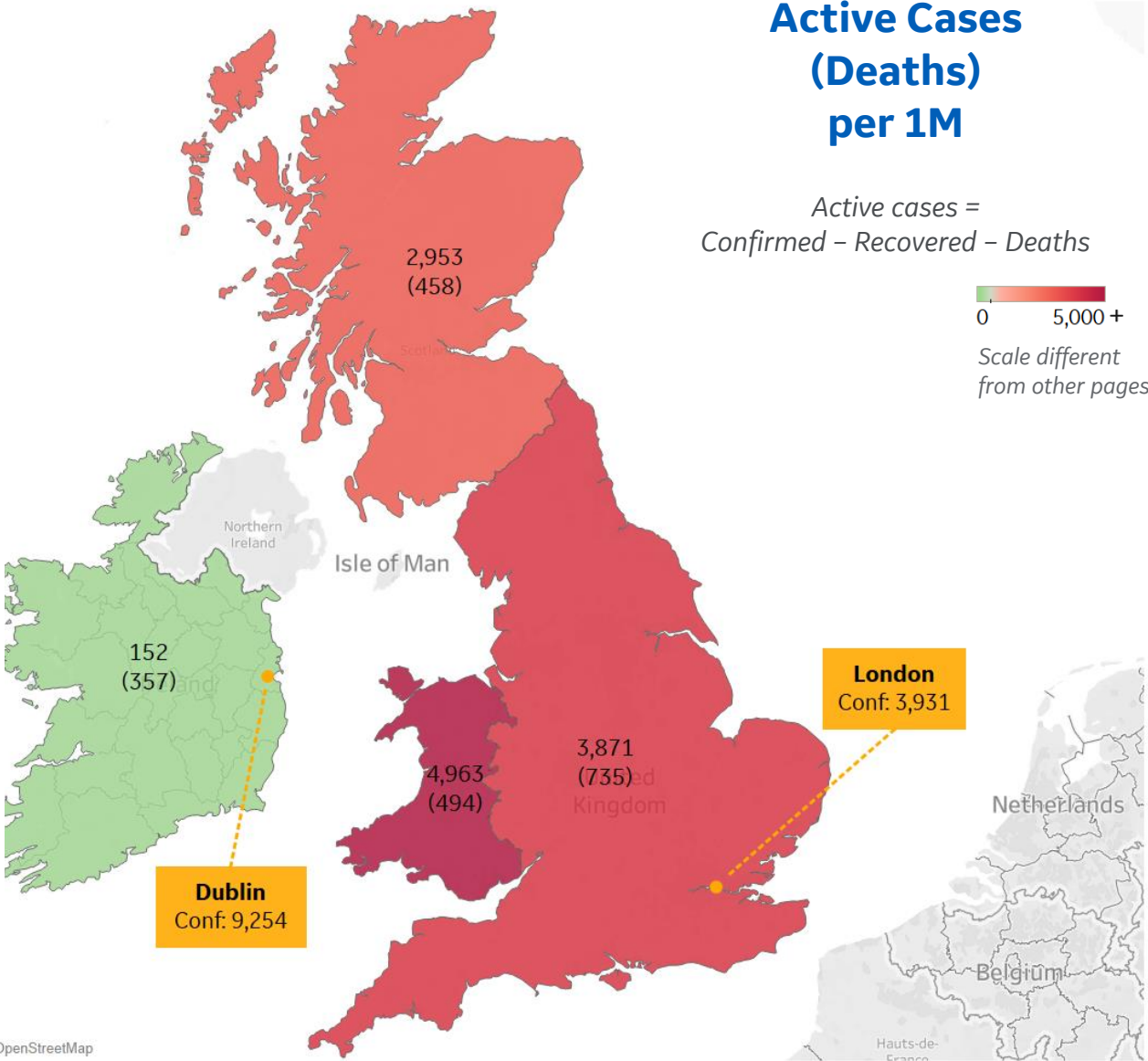
Wales	4,963
England	3,871
Scotland	2,953
Ireland	152

Active Cases (Deaths) per 1M

Active cases =
Confirmed – Recovered – Deaths

0 5,000 +

Scale different
from other pages



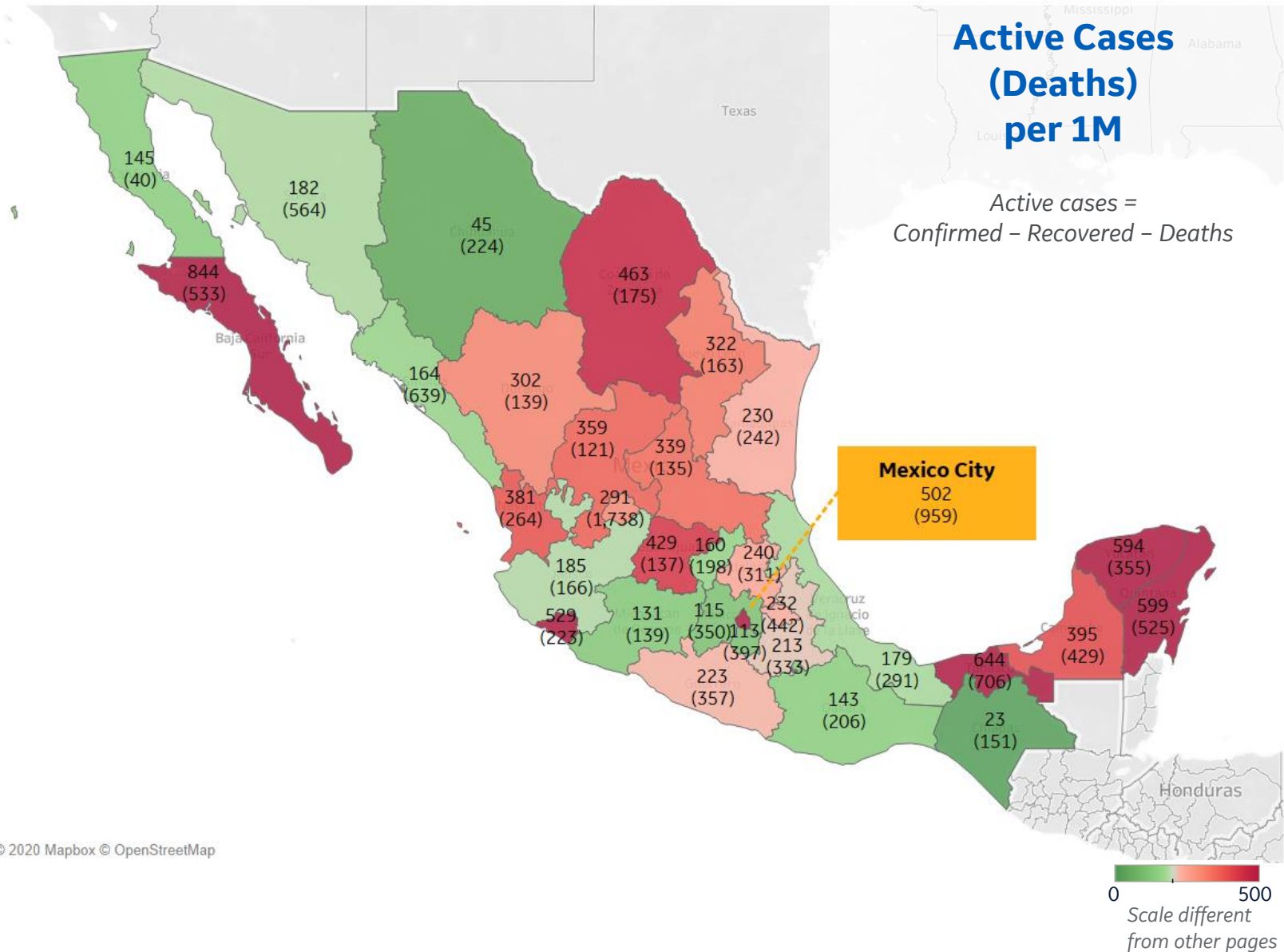


Per 1M in Region

	Today	Change
Active Cases	400	-4%
Confirmed	43 new	+1%
Deaths	8 new	+2%
Recovered	50 new	+2%

Most Active Cases per 1M

Baja California Sur	844
Tabasco	644
Quintana Roo	599
Yucatan	594
Colima	529
Distrito Federal	502
Coahuila	463
Guanajuato	429
Campeche	395
Nayarit	381



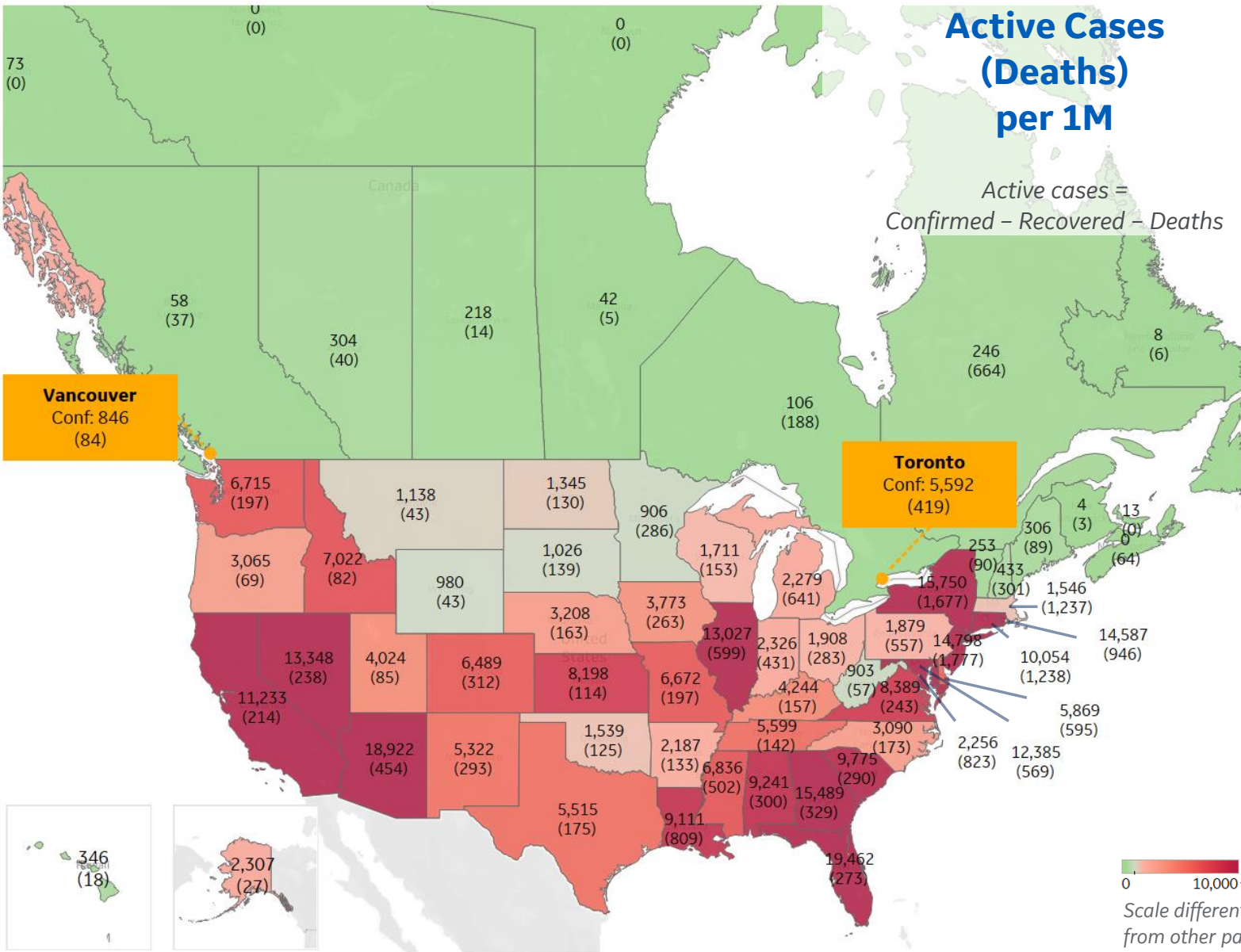


Per 1M in Region

	Today	Change
Active Cases	7,580	+1%
Confirmed	150 new	+1%
Deaths	1 new	+0.3%
Recovered	50 new	+1%

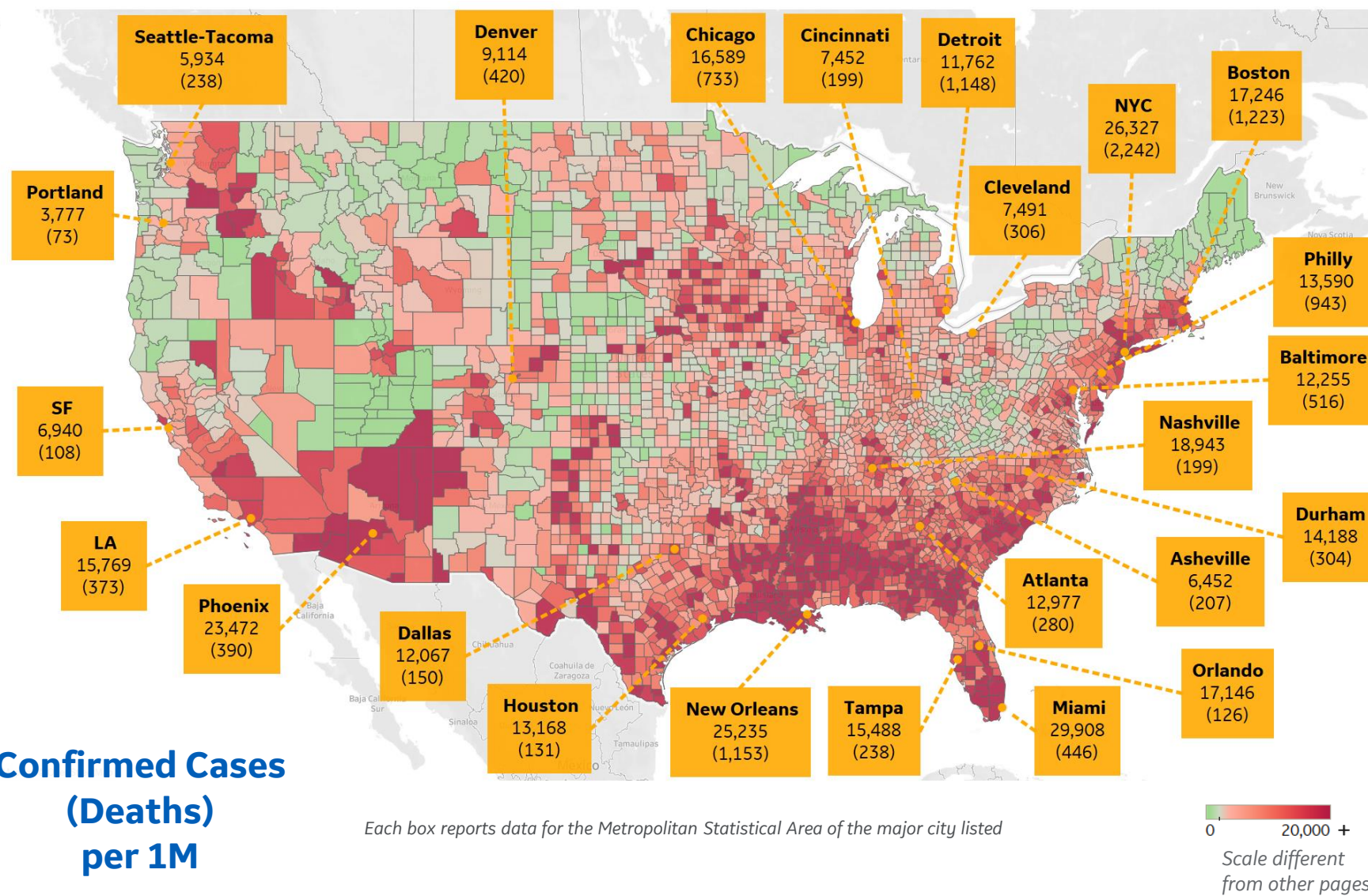
Most Active Cases per 1M

Florida	19,462
Arizona	18,922
New York	15,750
Georgia	15,489
New Jersey	14,798
Rhode Island	14,587
Nevada	13,348
Illinois	13,027
Maryland	12,385
California	11,233





US by County & Metro, Total to Date



Top 10 Northeast Counties

Total Confirmed Cases / 1M

Rockland County, NY	42,478
Westchester County, NY	36,979
Passaic County, NJ	34,498
Nassau County, NY	31,660
Union County, NJ	29,405
Suffolk County, NY	29,042
Hudson County, NJ	28,797
Orange County, NY	28,571
New York City*	26,840
Suffolk County, MA	25,993

Top 10 Other US Counties

Total Confirmed Cases / 1M

Miami-Dade County, FL	38,556
Yakima County, WA	38,382
Jefferson Parish, LA	31,094
Nueces County, TX	28,571
Charleston County, SC	25,826
Davidson County, TN	25,695
Orleans Parish, LA	25,370
Broward County, FL	25,272
Maricopa County, AZ	24,229
Prince George's County, MD	23,708

Note: Includes counties ≥ 250K population

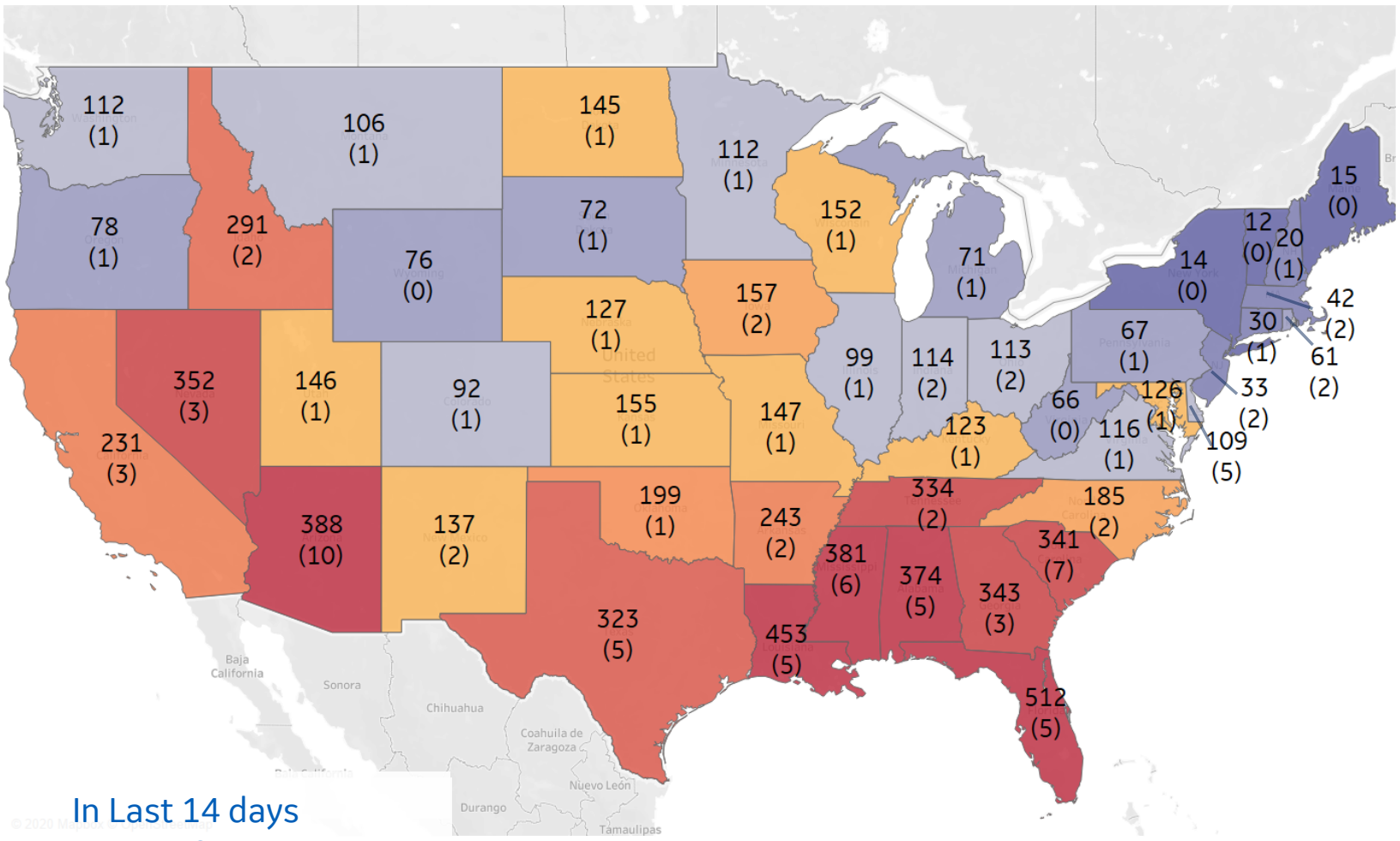
* New York City counties aggregated into one reporting area



US, New in Last 14 days

Updated 27 July 2020, 3:30 GMT

21



Top 10 by New Confirmed

Avg New Confirmed Cases / 1M

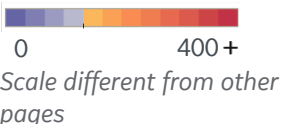
Florida	512
Louisiana	453
Arizona	388
Mississippi	381
Alabama	374
Nevada	352
Georgia	343
South Carolina	341
Tennessee	334
Texas	323

Top 10 by New Deaths

Avg New Deaths / 1M

Arizona	10
South Carolina	7
Mississippi	6
Alabama	5
Delaware	5
Florida	5
Louisiana	5
Texas	5
California	3
Georgia	3

In Last 14 days
Avg New Confirmed Cases
(Avg New Deaths)
per 1M





Per 1M in Region

	Today	Change
Active Cases	2,016	-1%
Confirmed	76 new	+1%
Deaths	2 new	+1%
Recovered	85 new	+2%

Most Active Cases per 1M

Panama	5,764
Bolivia	3,913
Honduras	3,356
Dom. Rep.	3,064
Peru	2,738
Brazil	2,442
Ecuador	2,283
Costa Rica	2,236
Colombia	2,218
Argentina	1,971

* Excludes regions with population < 1M





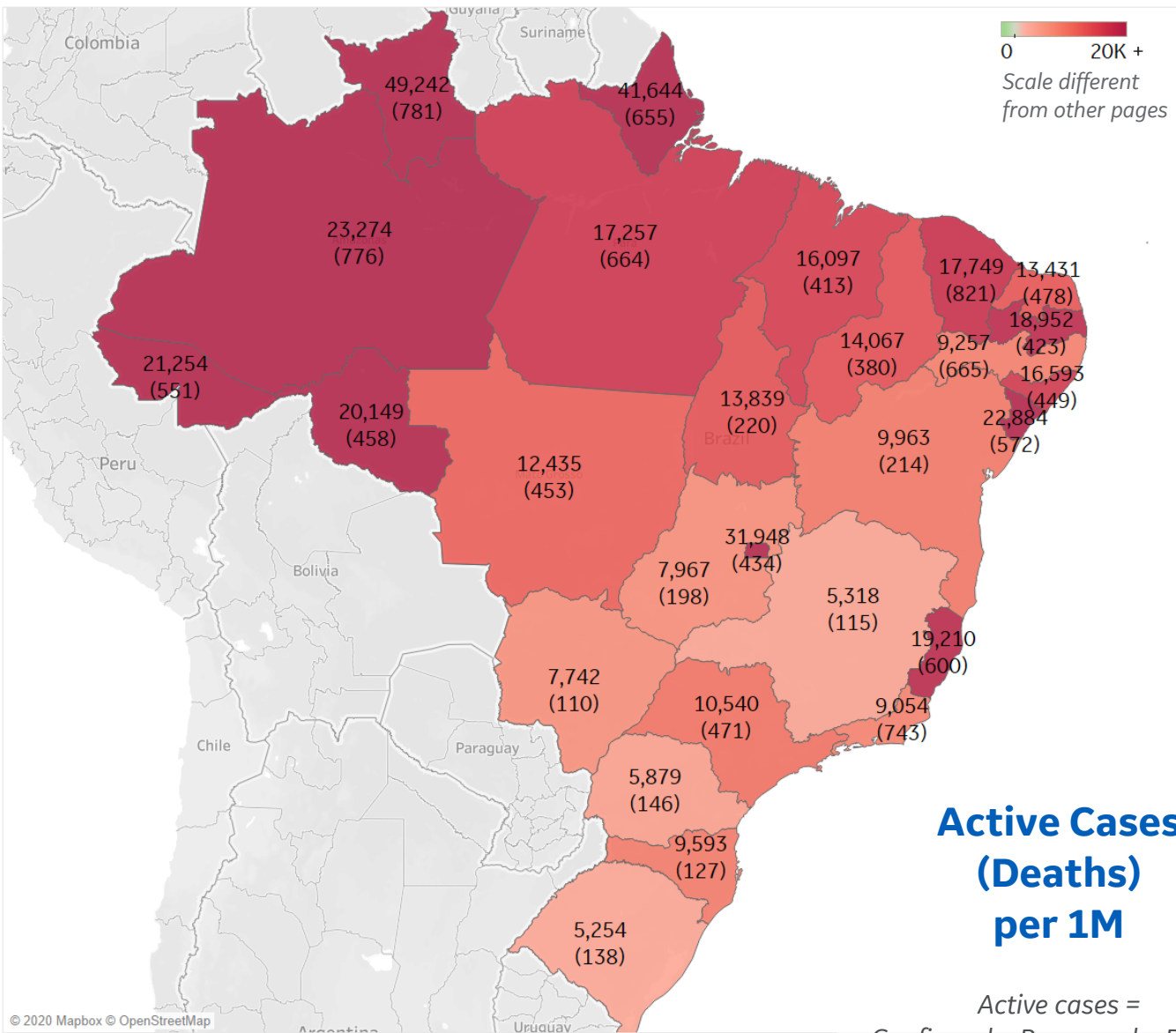
Per 1M in Region

	Today	Change
Active Cases	2,442	-1%
Confirmed	116 new	+1%
Deaths	3 new	+1%
Recovered	130 new	+2%

Most Active Cases per 1M

Distrito Federal	31,948
Amazonas	23,274
Sergipe	22,884
Rondônia	20,149
Espírito Santo	19,210
Paraíba	18,952
Ceará	17,749
Pará	17,257
Alagoas	16,593
Maranhão	16,097

* Excludes regions with population < 1M





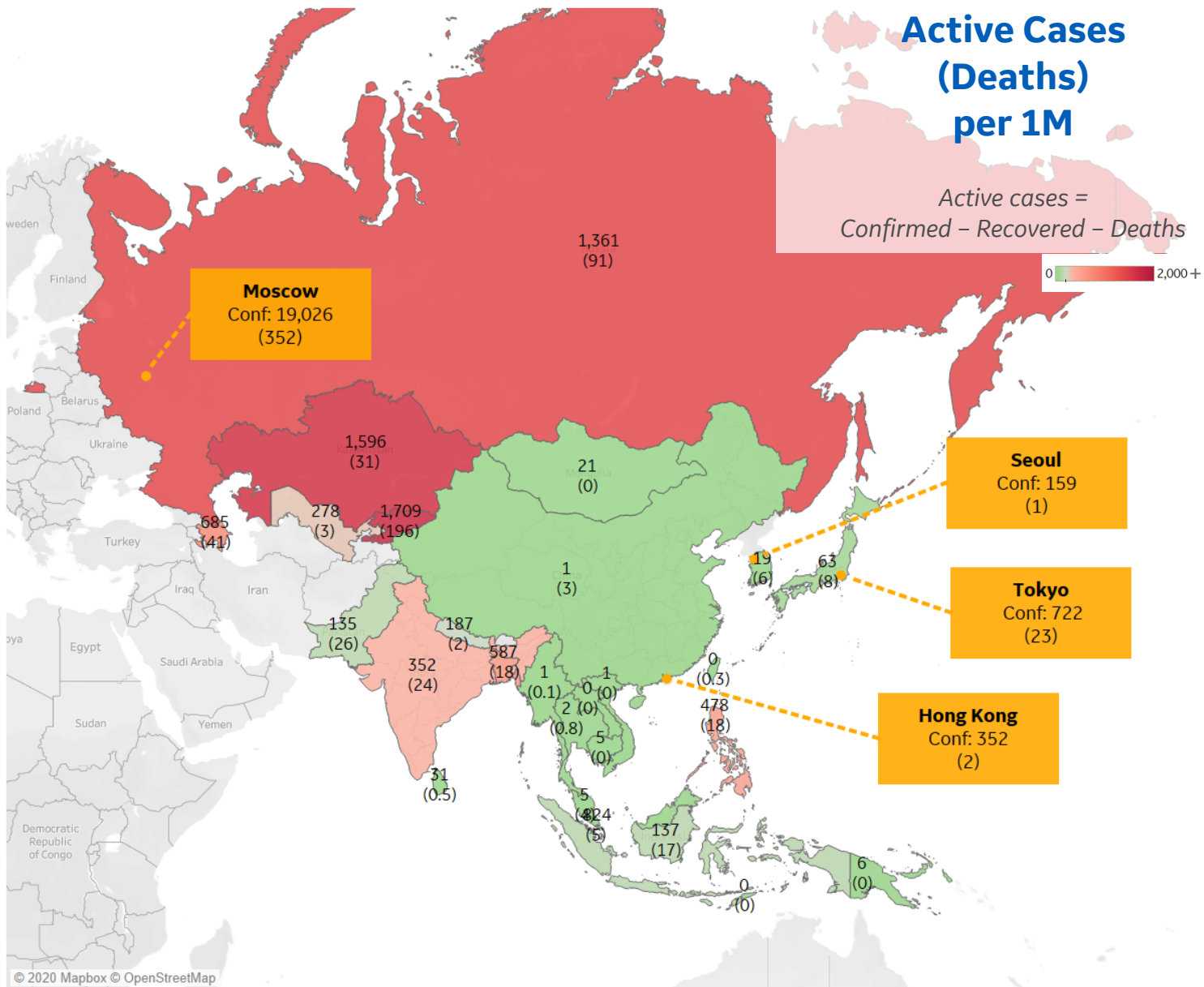
Per 1M in Region

	Today	Change
Active Cases	225	+2%
Confirmed	15 new	+2%
Deaths	0.2 new	+1%
Recovered	10 new	+2%

Most Active Cases per 1M

Kyrgyzstan	1,709
Kazakhstan	1,596
Russia	1,361
Singapore	824
Azerbaijan	685
Bangladesh	587
Philippines	478
India	352
Uzbekistan	278
Nepal	187

* Excludes regions with population < 1M





Per 1M in Region

	Today	Change
Active Cases	180	+7%
Confirmed	17 new	+2%
Deaths	0.2 new	+3%
Recovered	5 new	+0%

Most Active Cases per 1M

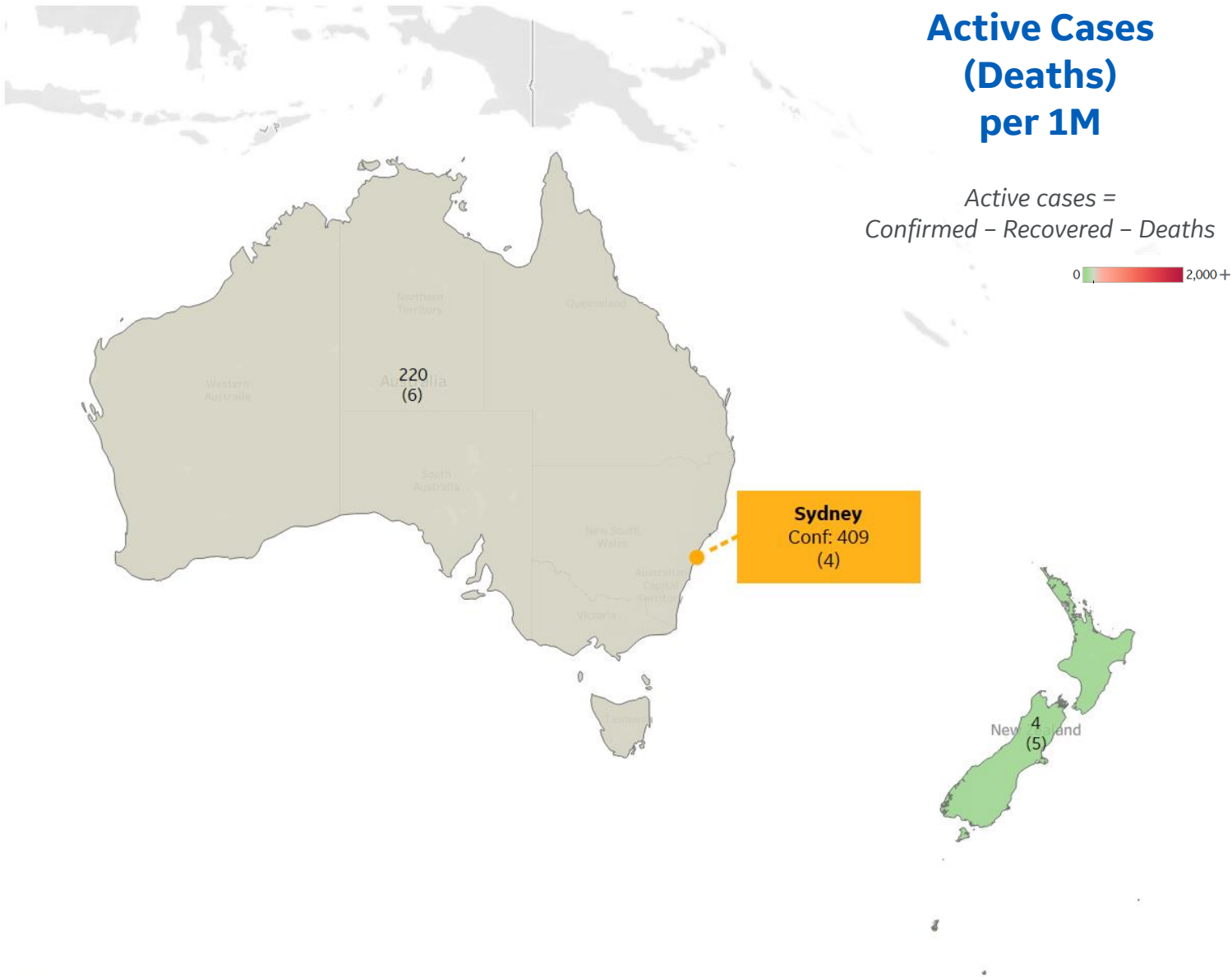
Australia	220
New Zealand	4

* Excludes regions with population < 1M

Active Cases (Deaths) per 1M

Active cases =
Confirmed - Recovered - Deaths

0 2,000 +





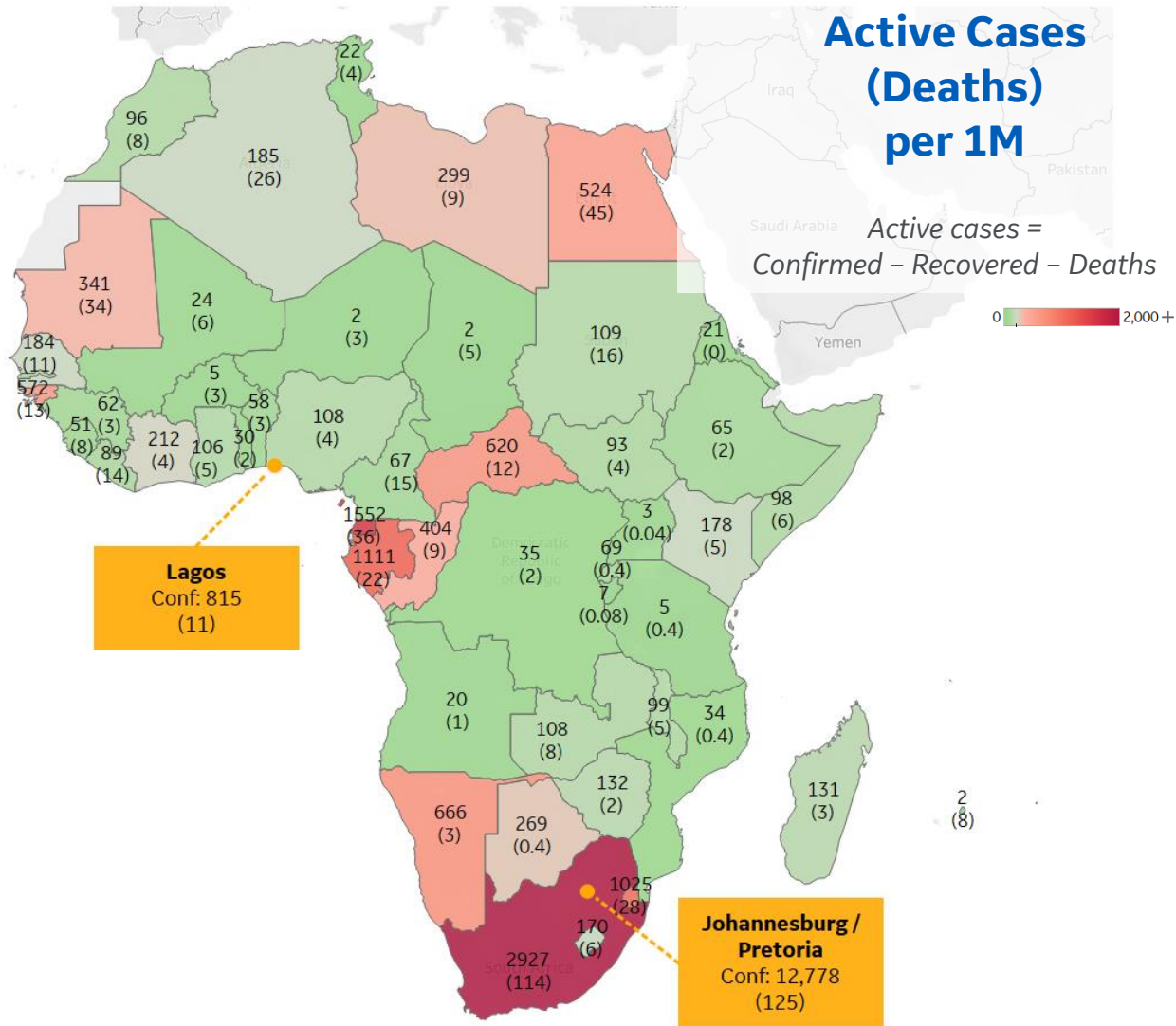
Per 1M in Region

	Today	Change
Active Cases	253	+3%
Confirmed	14 new	+2%
Deaths	0.2 new	+1%
Recovered	5 new	+1%

Most Active Cases per 1M

South Africa	2,927
Eq. Guinea	1,552
Gabon	1,111
Eswatini	1,025
Namibia	666
Central African R..	620
Guinea-Bissau	572
Egypt	524
Congo (Brazzavil..	404
Mauritania	341

* Excludes regions with population < 1M





** Per 1M = Per 1 Million Population unless otherwise noted

Johns Hopkins Coronavirus Resource Center:

<https://coronavirus.jhu.edu/map.html>

Worldometer Coronavirus Reporting:

<https://www.worldometers.info/coronavirus/>

Public Health England:

<https://www.gov.uk/government/publications/covid-19-track-coronavirus-cases>

US Department of Homeland Security, Homeland Infrastructure Foundation-Level Data:

<https://hifld-geoplatform.opendata.arcgis.com/datasets/hospitals>

City of New York, NYC Health:

<https://www1.nyc.gov/site/doh/covid/covid-19-data.page>

Chicago Coronavirus Latest Data:

<https://www.chicago.gov/city/en/sites/covid-19/home/latest-data.html>

National Health Commission of the PRC:

<http://www.nhc.gov.cn/xcs/yqtb/202003/bf66696029ba420098164607240074f8.shtml>

Korean Centers for Disease Control and Prevention:

http://www.cdc.go.kr/cdc_eng/

CDC, Severe Outcomes Among Patients with Coronavirus Disease 2019 (COVID-19):

<https://www.cdc.gov/mmwr/volumes/69/wr/mm6912e2.htm>

Italian Department of Civil Protection, COVID Monitoring:

<http://opendatadpc.maps.arcgis.com/apps/opsdashboard/index.html#/b0c68bce2cce478eaac82fe38d4138b1>

The COVID Tracking Project:

<https://covidtracking.com/data/>

UK Office for National Statistics

<https://www.ons.gov.uk/peoplepopulationandcommunity/birthsdeathsandmarriages/deaths/bulletins/deathsregisteredweeklyinenglandandwalesprovisional/weekending24april2020>

WHO Europe, Surveillance Report:

<http://www.euro.who.int/en/health-topics/health-emergencies/coronavirus-covid-19/weekly-surveillance-report>

WHO Europe, Principles for Transition:

<http://www.euro.who.int/en/media-centre/sections/statements/2020/statement-transition-to-a-new-normal-during-the-covid-19-pandemic-must-be-guided-by-public-health-principles>

COVID-19 Information for Switzerland:

<https://www.corona-data.ch/>

CIA World Factbook:

<https://www.cia.gov/library/publications/resources/the-world-factbook/>

Italian Ministry of Health:

<http://www.salute.gov.it/portale/nuovocoronavirus/dettaglioContenutiNuovoCoronavirus.jsp?lingua=italiano&id=5351&area=nuovoCoronavirus&menu=vuoto>

New South Wales Government:

<https://www.health.nsw.gov.au/Infectious/diseases/Pages/covid-19-latest.aspx>

Provincial Health Services Authority of Canada. BC Center for Disease Control:

<http://www.bccdc.ca/about/news-stories/stories/2020/information-on-novel-coronavirus>

Coronavirus Cases in Japan by Prefecture, Nippon Communications Foundation:

<https://www.nippon.com/en/japan-data/h00657/coronavirus-cases-in-japan-by-prefecture.html>

Secretary of Health, Mexico:

<https://www.gob.mx/salud/en>

OECD Economic Outlooks, Statistics:

https://www.oecd-ilibrary.org/economics/data/oecd-economic-outlook-statistics-and-projections_eo-data-en

Public Health Authority of Sweden:

<https://www.folkhalsomyndigheten.se/smittskydd-beredskap/utbrott/aktuella-utbrott/covid-19/bekraftade-fall-i-sverige>

National Public Health Agency of France:

<https://www.santepubliquefrance.fr/regions/ile-de-france/documents/bulletin-regional/2020/covid-19-point-epidemiologique-en-ile-de-france-du-23-avril-2020>

Florida Department of Health, COVID-19 Response:

<https://floridahealthcovid19.gov>

CDC:

<https://www.cdc.gov/covid-data-tracker/index.html#demographics>