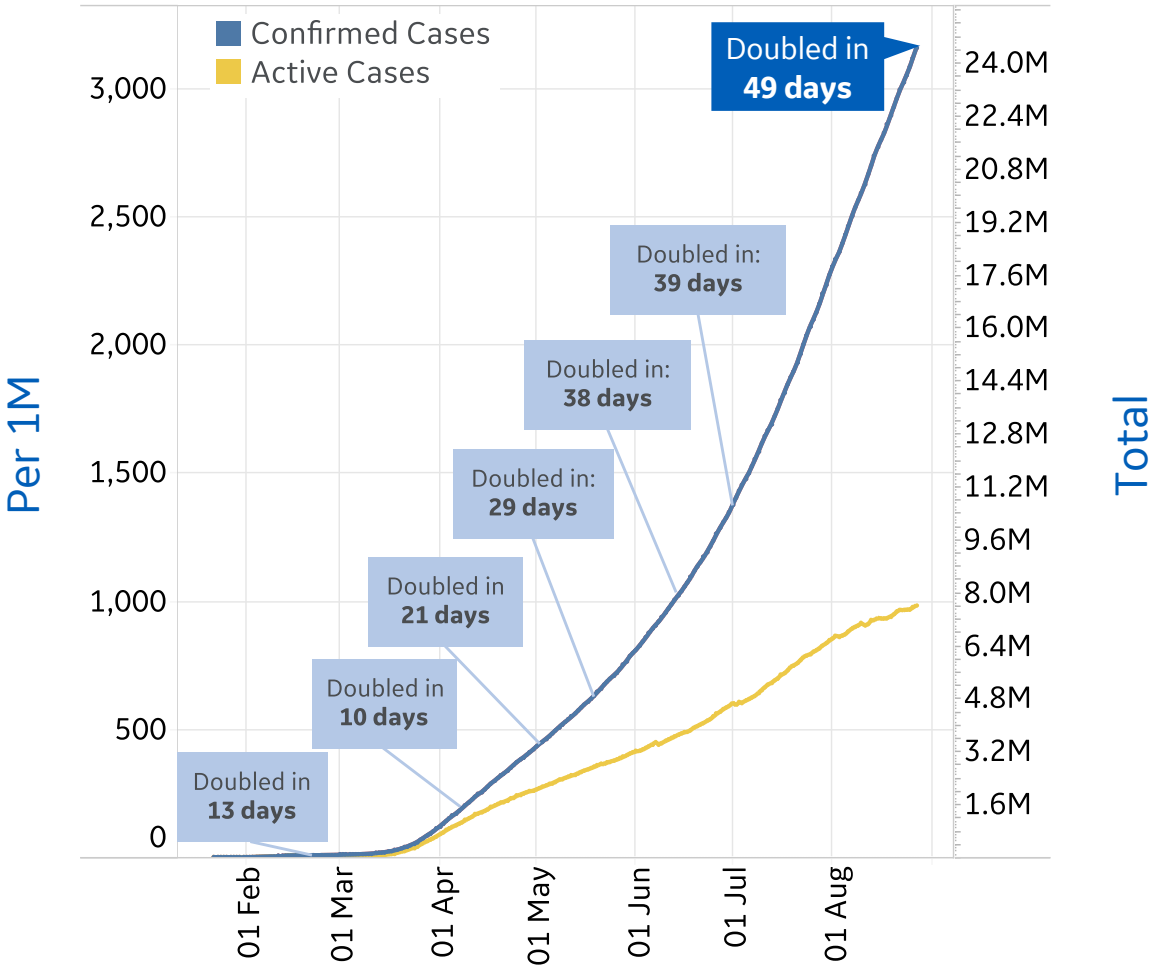


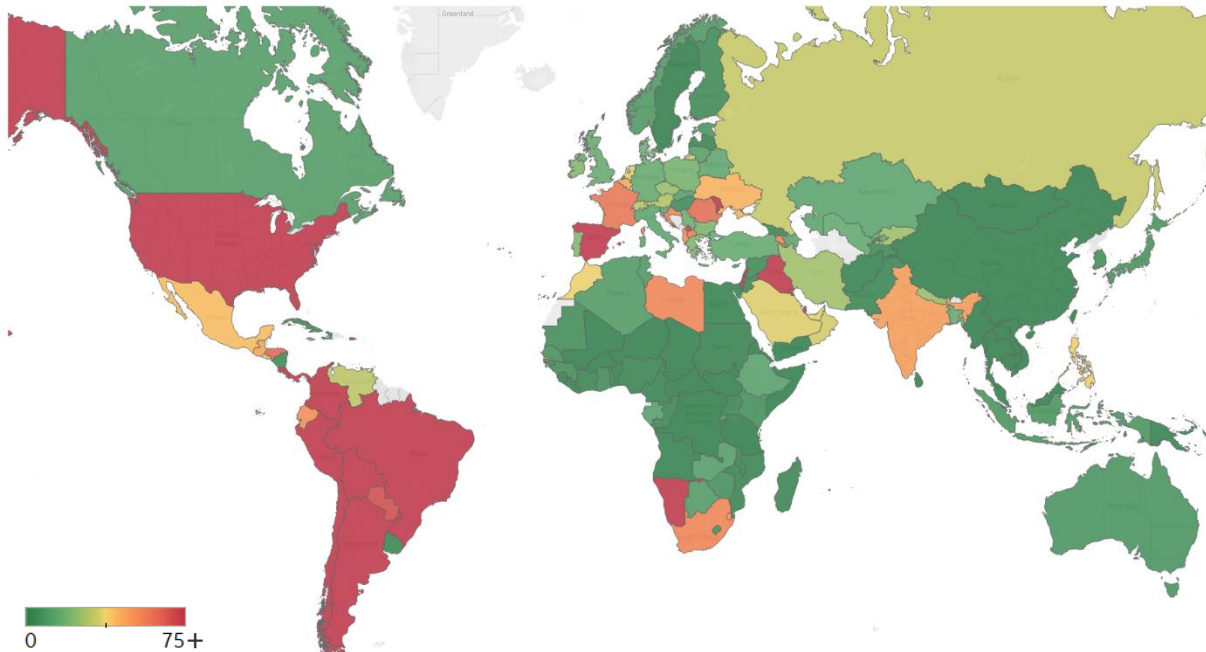


Global Confirmed & Active Cases

Trend since 22 Jan



Avg. Daily New Cases / 1M
Over the last 14 days



Per 1M:	Today		Change
Active Today	984		+1%
Active	8	new	+1%
Confirmed	36	new	+1%
Deaths	1	new	+1%
Recovered	26	new	+1%

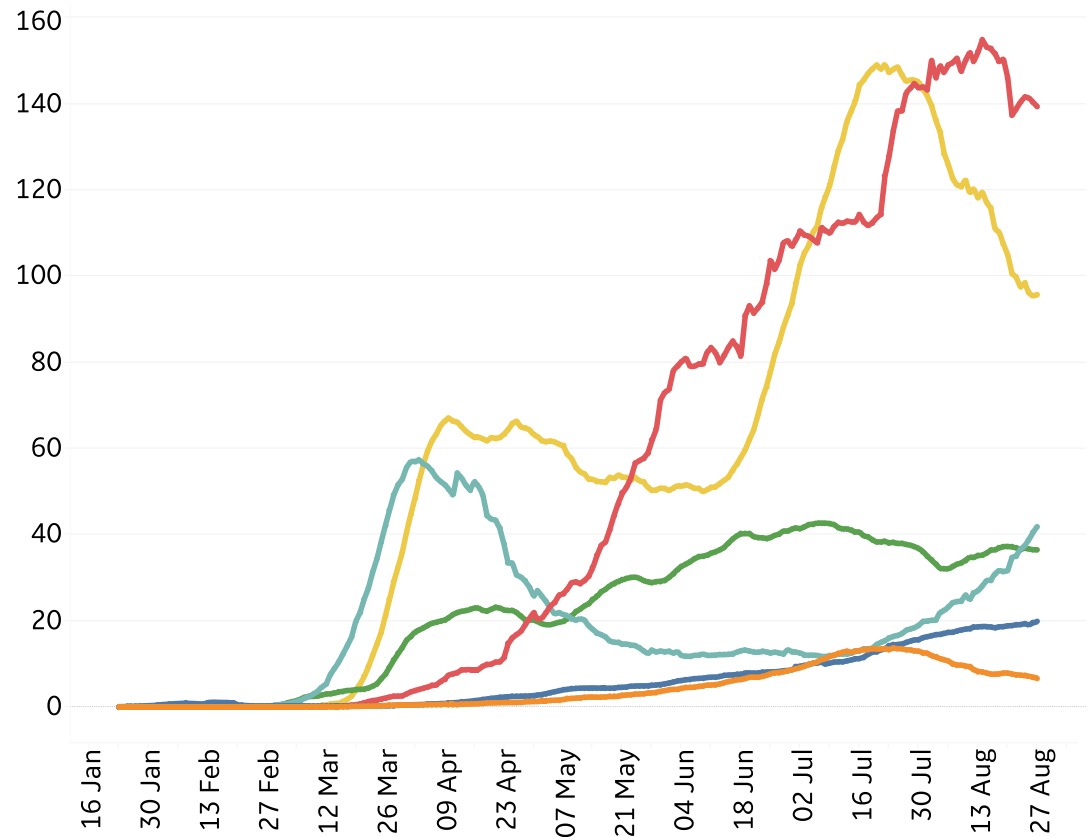


New Confirmed Cases & New Deaths

Key North America Europe Middle East Central/South America Asia Africa

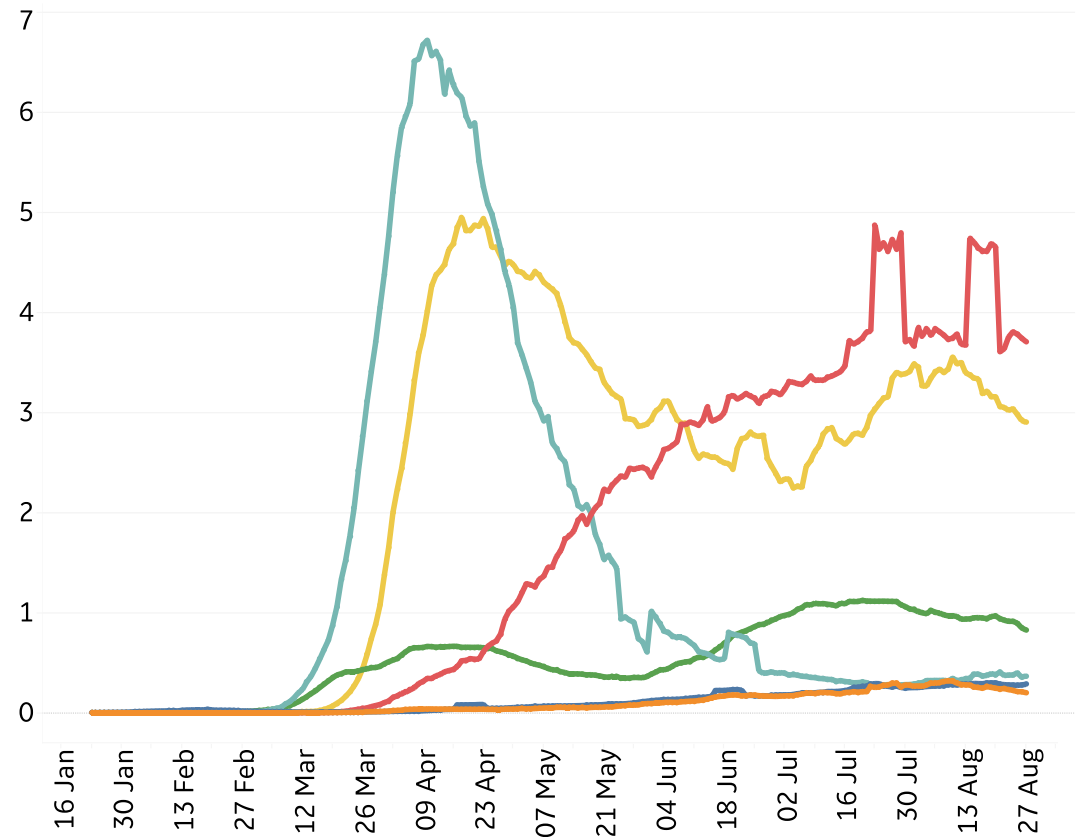
New Confirmed Cases / 1M

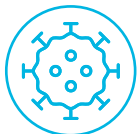
7-day rolling average



New Deaths / 1M

7-day rolling average





Top 50 Countries: Per 1M



1 - 25

	Today		Total Since 22 Jan			Change from 14d Ago [*] in 14 day avg of daily new	
	New Confirmed	New Deaths	Total Confirmed	Total Recovered	Total Deaths	Confirmed	Deaths
Peru	182	4	18,603	12,795	853	17%	121%
Belgium	41	0	7,205	1,584	853	-11%	-142%
Spain	207	1	9,186	3,216	620	78%	141%
UK	23	0	4,898	N/A**	612	23%	-26%
Italy	23	0	4,366	3,416	587	131%	134%
Chile	91	4	21,139	19,770	579	-9%	-16%
Sweden	N/A	0	8,307	N/A**	576	-99%	19%
Brazil	208	5	17,696	14,692	558	-13%	-7%
US	139	3	17,727	6,348	546	-18%	-4%
Mexico	47	4	4,498	3,688	485	-17%	-21%
France	94	0	4,558	1,322	469	147%	25%
Panama	209	4	20,854	14,832	451	-19%	-30%
Bolivia	89	6	9,691	4,499	410	-21%	-8%
Ecuador	38	3	6,304	5,396	367	-8%	31%
Netherlands	35	0	4,143	48	364	5%	171%
Colombia	192	6	11,438	8,211	363	0%	0%
Ireland	18	0	5,762	4,732	360	69%	-73%
EU	48	0	4,136	2,075	313	56%	27%
Armenia	69	1	14,602	12,482	292	-21%	-32%
North Macedo..	43	3	6,722	5,146	281	-5%	2%
Kosovo	0	0	6,873	4,762	264	-30%	-20%
Iran	26	1	4,379	3,770	252	-10%	-24%
Moldova	140	2	8,812	5,988	242	36%	-7%
Switzerland	42	0	4,738	4,021	231	51%	9%
South Africa	44	2	10,425	8,959	230	-50%	-32%

26 - 50

	Today		Total Since 22 Jan			Change from 14d Ago [*] in 14 day avg of daily new	
	New Confirmed	New Deaths	Total Confirmed	Total Recovered	Total Deaths	Confirmed	Deaths
Honduras	103	6	5,822	968	182	13%	13%
Romania	78	2	4,322	1,907	180	-3%	8%
Argentina	224	5	8,414	6,073	178	15%	40%
Portugal	39	0	5,558	4,056	177	17%	-9%
Bos. and Herz.	95	3	5,767	3,804	177	0%	-5%
Iraq	91	2	5,456	4,003	168	28%	13%
Kyrgyzstan	15	0	6,661	5,747	162	-59%	-450%
Dom. Rep.	38	2	8,570	5,932	150	-35%	-4%
Guatemala	64	1	4,011	3,329	150	1%	-9%
Oman	37	1	16,646	15,589	127	-27%	-24%
Kuwait	158	0	19,422	17,450	122	6%	-25%
Russia	32	1	6,667	5,418	115	-8%	-11%
Bahrain	213	1	29,829	27,839	110	1%	0%
Saudi Arabia	29	1	8,958	8,222	109	-15%	5%
El Salvador	22	1	3,898	2,049	107	-43%	-24%
Israel	231	1	12,755	10,135	102	4%	54%
Kazakhstan	9	0	5,614	5,073	81	-72%	-47%
Costa Rica	193	2	7,321	2,841	78	26%	-5%
Eswatini	40	1	3,821	2,685	77	-18%	-4%
Belarus	20	1	7,531	7,371	70	28%	37%
Qatar	85	0	40,953	39,846	68	-3%	-74%
UAE	50	0	6,927	6,013	38	54%	122%
West Bank an..	114	1	4,525	3,107	31	32%	40%
Singapore	13	0	9,670	9,425	5	-71%	N/A
Total World	36	1	3,157	2,065	107	-1%	0%

*Change from 14d ago:
Compares 14d-avgs. of Daily New Cases/Deaths
today with 14d-avgs. from 14d ago

Reported deaths in **Honduras** grew 13% in the last 7 days

Sorted by Total Deaths / 1M
Top 50 countries selected by Cases / 1M
Excluded countries with population < 1M

N/A** due to inconsistent reporting of Recovered Cases



Top 50 Countries: Raw Volume

Updated 28 August 2020, 3:30 GMT

4

1 - 25

	Today		Total Since 22 Jan			Change from 14d Ago [*] in 14 day avg of daily new	
	New Confirmed	New Deaths	Total Confirmed	Total Recovered	Total Deaths	Confirmed	Deaths
US	45,966	1,116	5,867,785	2,101,326	180,824	-18%	-4%
EU	21,172	152	1,841,487	924,012	139,585	56%	27%
Brazil	44,235	984	3,761,391	3,122,846	118,649	-13%	-7%
Mexico	6,026	518	579,914	475,532	62,594	-17%	-21%
India	77,266	1,057	3,387,500	2,583,948	61,529	12%	9%
UK	1,542	12	332,509	N/A**	41,564	23%	-26%
Italy	1,409	5	263,949	206,554	35,463	131%	134%
France	6,111	32	297,485	86,271	30,581	147%	25%
Spain	9,658	25	429,507	150,376	28,996	78%	141%
Peru	5,996	123	613,378	421,877	28,124	17%	121%
Iran	2,190	117	367,796	316,638	21,137	-10%	-24%
Colombia	9,752	283	581,995	417,781	18,467	0%	0%
Russia	4,675	120	972,972	790,629	16,758	-8%	-11%
South Africa	2,585	126	618,286	531,338	13,628	-50%	-32%
Chile	1,737	82	404,102	377,922	11,072	-9%	-16%
Belgium	470	5	83,500	18,360	9,884	-11%	-142%
Germany	1,561	5	240,571	212,909	9,290	43%	0%
Canada	456	7	128,836	114,610	9,148	3%	-4%
Argentina	10,104	211	380,292	274,458	8,050	15%	40%
Indonesia	2,719	120	162,884	118,575	7,064	14%	20%
Iraq	3,651	72	219,435	161,009	6,740	28%	13%
Ecuador	670	61	111,219	95,202	6,471	-8%	31%
Pakistan	445	7	294,638	279,561	6,274	-14%	-37%
Netherlands	602	3	70,984	829	6,244	5%	171%
Turkey	1,491	26	263,998	240,792	6,209	17%	25%

26 - 50

	Today		Total Since 22 Jan			Change from 14d Ago [*] in 14 day avg of daily new	
	New Confirmed	New Deaths	Total Confirmed	Total Recovered	Total Deaths	Confirmed	Deaths
Sweden	N/A	3	83,898	N/A**	5,820	-99%	19%
Egypt	237	25	98,062	69,612	5,342	-17%	-29%
Bolivia	1,035	65	113,129	52,521	4,791	-21%	-8%
China	30	2	89,814	84,335	4,715	-60%	-63%
Bangladesh	2,436	45	304,583	193,458	4,127	4%	20%
Saudi Arabia	1,019	30	311,855	286,255	3,785	-15%	5%
Romania	1,504	38	83,150	36,677	3,459	-3%	8%
Philippines	3,220	97	205,581	133,990	3,234	0%	82%
Guatemala	1,142	23	71,856	59,641	2,685	1%	-9%
Ukraine	2,010	50	114,663	56,149	2,449	49%	31%
Poland	887	16	64,689	44,097	2,010	8%	23%
Panama	900	16	89,982	63,996	1,948	-19%	-30%
Portugal	399	2	56,673	41,357	1,809	17%	-9%
Honduras	1,020	56	57,669	9,586	1,803	13%	13%
Dom. Rep.	407	17	92,964	64,347	1,630	-35%	-4%
Kazakhstan	165	0	105,408	95,253	1,523	-72%	-47%
Japan	874	11	65,653	52,542	1,241	-24%	155%
Morocco	1,221	27	57,085	41,901	1,011	30%	79%
Israel	2,000	9	110,403	87,726	884	4%	54%
Belarus	191	5	71,165	69,650	662	28%	37%
Oman	187	4	85,005	79,608	650	-27%	-24%
Kuwait	674	1	82,945	74,522	522	6%	-25%
UAE	491	0	68,511	59,472	378	54%	122%
Qatar	246	1	117,988	114,797	195	-3%	-74%
Total World	275,793	5,890	24,452,629	15,997,281	831,586	-1%	0%

*Change from 14d ago:
Compares 14d-avgs. of Daily New Cases/Deaths
today with 14d-avgs. from 14d ago

Confirmed cases in **India** increased 14% in the last 7 days

Sorted by Raw Total Deaths
Top 50 countries selected by Total Cases
Excluded countries with population < 1M

N/A** due to inconsistent reporting of Recovered Cases



United States: Per 1M



1 - 25

	Today		Total Since 22 Jan			Change from 14d Ago* in 14 day avg of daily new	
	New Confirmed	New Deaths	Total Confirmed	Total Recovered	Total Deaths	Confirmed	Deaths
New Jersey	35	1	21,460	3,799	1,792	-29%	-67%
New York	41	0	22,213	3,848	1,693	-4%	-1%
Massachusetts	53	3	18,444	15,077	1,307	-6%	27%
Connecticut	36	1	14,683	2,515	1,252	41%	-21%
Louisiana	146	5	31,328	27,516	1,048	-51%	-1%
Rhode Island	127	3	20,379	1,957	985	5%	108%
DC	156	0	19,545	15,566	857	-20%	10%
Mississippi	197	9	27,114	21,070	806	-14%	-3%
Arizona	93	5	27,496	4,113	677	-53%	-28%
Michigan	86	2	11,049	7,268	671	4%	35%
Illinois	135	2	18,052	N/A	646	15%	20%
Delaware	N/A	0	17,433	9,346	620	-21%	-8%
Maryland	95	1	17,544	1,006	616	-28%	-23%
Pennsylvania	49	1	10,616	8,298	595	-19%	13%
S. Carolina	98	11	22,258	9,989	510	-35%	-14%
Georgia	234	8	24,778	N/A	508	-26%	-1%
Florida	152	6	28,494	N/A	506	-43%	-16%
Indiana	170	1	13,443	10,201	485	5%	1%
Texas	135	8	21,194	16,511	426	-18%	-22%
Alabama	361	6	24,683	9,795	423	-22%	-43%
Nevada	180	7	21,824	558	413	-28%	5%
New Mexico	90	4	11,885	5,815	364	-26%	8%
Ohio	106	3	10,166	8,472	349	-15%	3%
Iowa	850	6	19,489	14,404	346	83%	38%
Colorado	61	1	9,780	1,021	335	-31%	-18%
Minnesota	205	3	12,836	11,504	329	1%	28%

26 - 51

	Today		Total Since 22 Jan			Change from 14d Ago* in 14 day avg of daily new	
	New Confirmed	New Deaths	Total Confirmed	Total Recovered	Total Deaths	Confirmed	Deaths
Minnesota	205	3	12,836	11,504	329	1%	28%
California	122	4	17,509	N/A	321	-11%	-2%
New Hampshire	28	1	5,291	4,811	317	-28%	29%
Virginia	131	1	13,657	1,730	296	-12%	-26%
N. Carolina	199	2	15,358	13,027	251	0%	-6%
Washington	71	1	9,547	N/A	248	-23%	-10%
Tennessee	267	4	21,844	16,315	245	-19%	29%
Arkansas	239	2	19,466	17,451	245	-30%	12%
Missouri	240	1	13,070	N/A	242	3%	31%
Kentucky	167	2	10,291	2,178	204	0%	75%
Nebraska	193	3	17,112	12,763	202	-12%	-3%
Oklahoma	180	4	14,039	11,925	197	-9%	37%
Idaho	191	3	17,410	7,642	192	-30%	24%
Wisconsin	151	2	12,561	11,074	191	-11%	-6%
South Dakota	704	0	13,784	11,340	183	90%	-26%
North Dakota	437	1	14,172	11,372	182	41%	12%
Kansas	165	1	13,854	557	152	41%	-11%
Utah	119	1	15,770	13,260	126	-10%	-6%
West Virginia	50	4	5,375	4,337	110	-18%	10%
Oregon	45	1	6,108	1,135	104	-17%	-18%
Maine	19	0	3,284	2,862	98	62%	50%
Vermont	14	0	2,542	2,237	93	32%	-100%
Montana	135	0	6,483	4,701	92	-4%	-35%
Wyoming	92	0	6,450	5,287	64	42%	75%
Alaska	108	0	6,799	2,883	51	-7%	150%
Hawaii	216	3	5,344	1,616	39	40%	7%

*Change from 14d ago:
Compares 14d-avgs. of Daily New Cases/Deaths
today with 14d-avgs. from 14d ago

New reported deaths in **Texas** and **California** account for 33% of new US deaths today

Sorted by Total Deaths / 1M

N/As due to states revising and updating case counts



United States: Raw Volume



1 - 25

	Today		Total Since 22 Jan			Change from 14d Ago* in 14 day avg of daily new	
	New Confirmed	New Deaths	Total Confirmed	Total Recovered	Total Deaths	Confirmed	Deaths
New York	791	5	432,131	74,850	32,926	-4%	-1%
New Jersey	307	7	190,613	33,744	15,921	-29%	-67%
California	4,817	145	691,821	N/A	12,677	-11%	-2%
Texas	3,901	225	614,549	478,752	12,365	-18%	-22%
Florida	3,269	135	611,991	N/A	10,868	-43%	-16%
Massachusetts	368	21	127,124	103,920	9,008	-6%	27%
Illinois	1,707	23	228,750	N/A	8,186	15%	20%
Pennsylvania	633	9	135,912	106,236	7,622	-19%	13%
Michigan	863	16	110,343	72,580	6,706	4%	35%
Georgia	2,484	82	263,074	N/A	5,393	-26%	-1%
Arizona	680	33	200,139	29,939	4,929	-53%	-28%
Louisiana	677	23	145,637	127,918	4,874	-51%	-1%
Connecticut	130	2	52,350	8,967	4,465	41%	-21%
Ohio	1,244	32	118,828	99,035	4,076	-15%	3%
Maryland	577	5	106,063	6,080	3,722	-28%	-23%
Indiana	1,145	7	90,504	68,675	3,266	5%	1%
N. Carolina	2,091	24	161,076	136,630	2,630	0%	-6%
S. Carolina	505	55	114,598	51,431	2,628	-35%	-14%
Virginia	1,121	12	116,569	14,764	2,527	-12%	-26%
Mississippi	585	26	80,695	62,707	2,399	-14%	-3%
Alabama	1,769	31	121,023	48,028	2,076	-22%	-43%
Colorado	350	4	56,323	5,881	1,931	-31%	-18%
Washington	542	10	72,703	N/A	1,890	-23%	-10%
Minnesota	1,154	15	72,390	64,876	1,855	1%	28%
Tennessee	1,826	25	149,179	111,416	1,673	-19%	29%

26 - 51

	Today		Total Since 22 Jan			Change from 14d Ago* in 14 day avg of daily new	
	New Confirmed	New Deaths	Total Confirmed	Total Recovered	Total Deaths	Confirmed	Deaths
Missouri	1,471	7	80,214	N/A	1,488	3%	31%
Nevada	554	21	67,220	1,718	1,271	-28%	5%
Wisconsin	878	11	73,138	64,480	1,111	-11%	-6%
Iowa	2,681	20	61,488	45,447	1,091	83%	38%
Rhode Island	135	3	21,589	2,073	1,044	5%	108%
Kentucky	748	8	45,978	9,731	910	0%	75%
Oklahoma	712	15	55,550	47,186	778	-9%	37%
New Mexico	188	9	24,920	12,193	764	-26%	8%
Arkansas	722	7	58,745	52,665	739	-30%	12%
DC	110	0	13,794	10,986	605	-20%	10%
Delaware	N/A	0	16,976	9,101	604	-21%	-8%
Kansas	480	2	40,360	1,624	444	41%	-11%
Oregon	190	5	25,761	4,789	438	-17%	-18%
New Hampshire	38	2	7,194	6,542	431	-28%	29%
Utah	383	2	50,557	42,512	403	-10%	-6%
Nebraska	374	5	33,101	24,689	391	-12%	-3%
Idaho	342	6	31,113	13,657	343	-30%	24%
West Virginia	89	8	9,633	7,773	198	-18%	10%
South Dakota	623	0	12,194	10,032	162	90%	-26%
North Dakota	333	1	10,800	8,666	139	41%	12%
Maine	25	0	4,414	3,847	132	62%	0%
Montana	144	0	6,929	5,024	98	-4%	-35%
Vermont	9	0	1,586	1,396	58	32%	-100%
Hawaii	306	4	7,566	2,288	55	40%	7%
Wyoming	53	0	3,733	3,060	37	42%	75%
Alaska	79	0	4,974	2,109	37	-7%	150%

*Change from 14d ago:
Compares 14d-avgs. of Daily New Cases/Deaths
today with 14d-avgs. from 14d ago

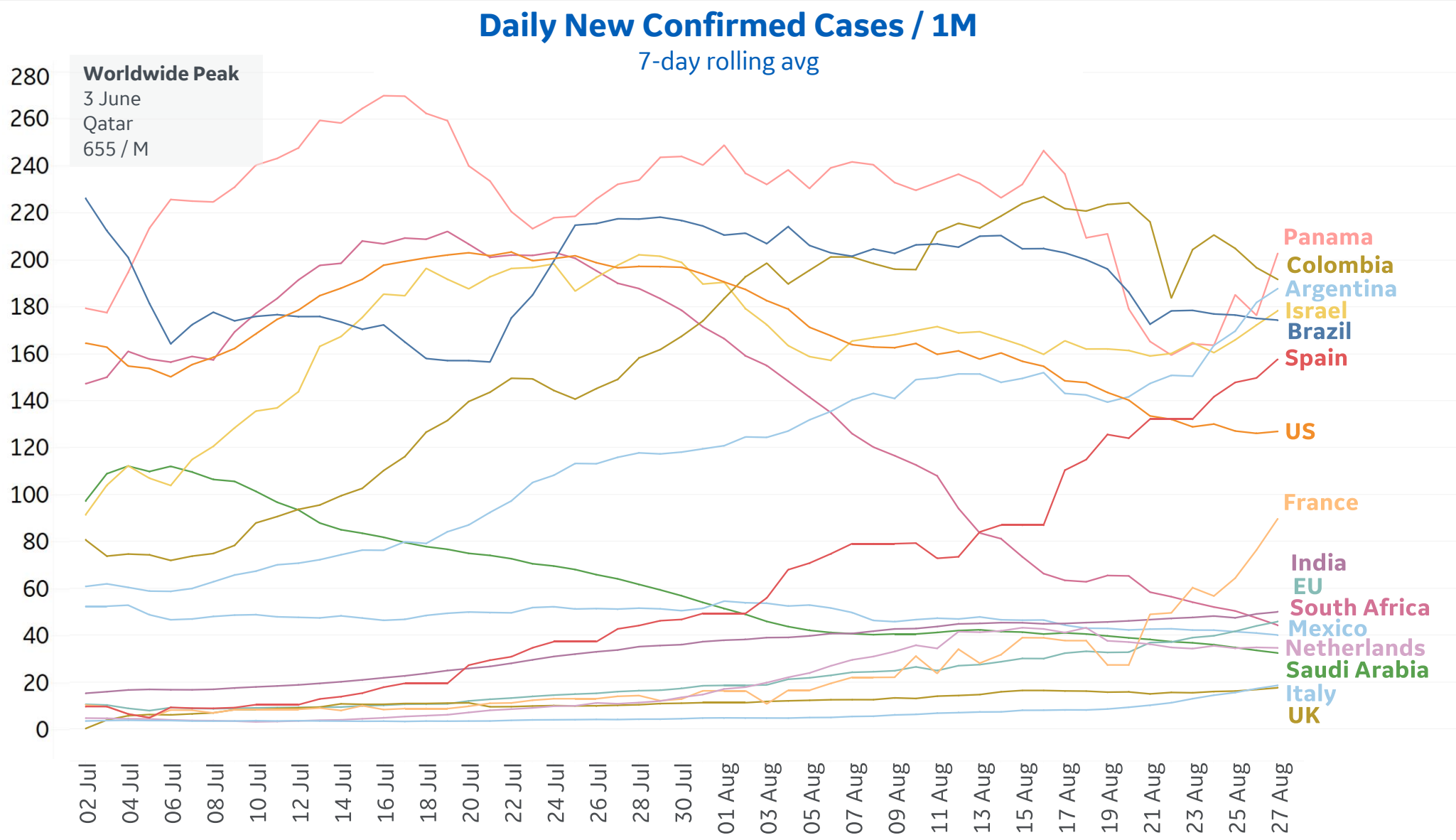
New confirmed cases in **California** account for 10% of new cases in the US today

Sorted by Raw Total Deaths

N/As due to states revising and updating case counts



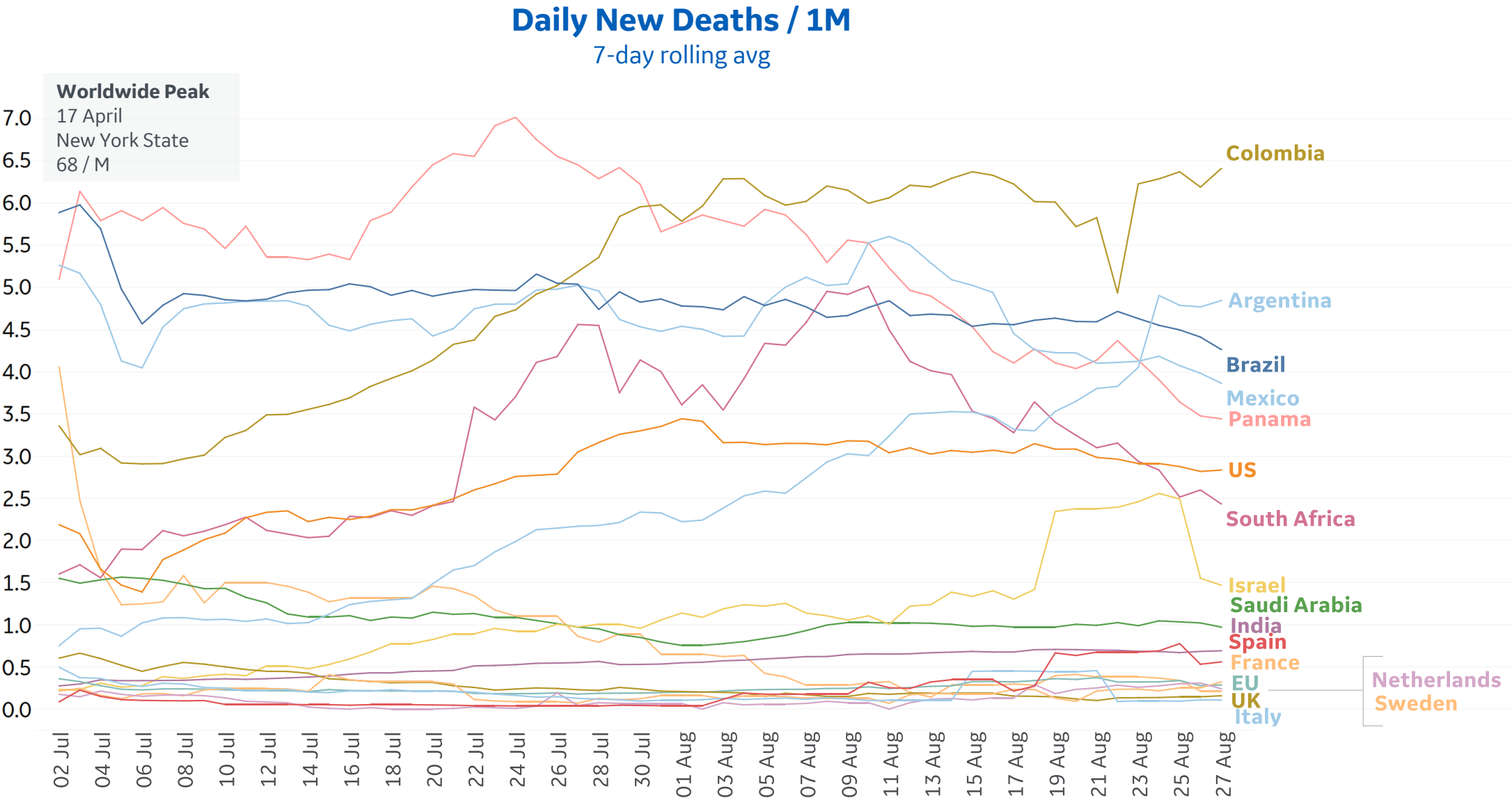
New Confirmed Cases in Select Countries





New Deaths in Select Countries

Updated 28 August 2020, 3:30 GMT

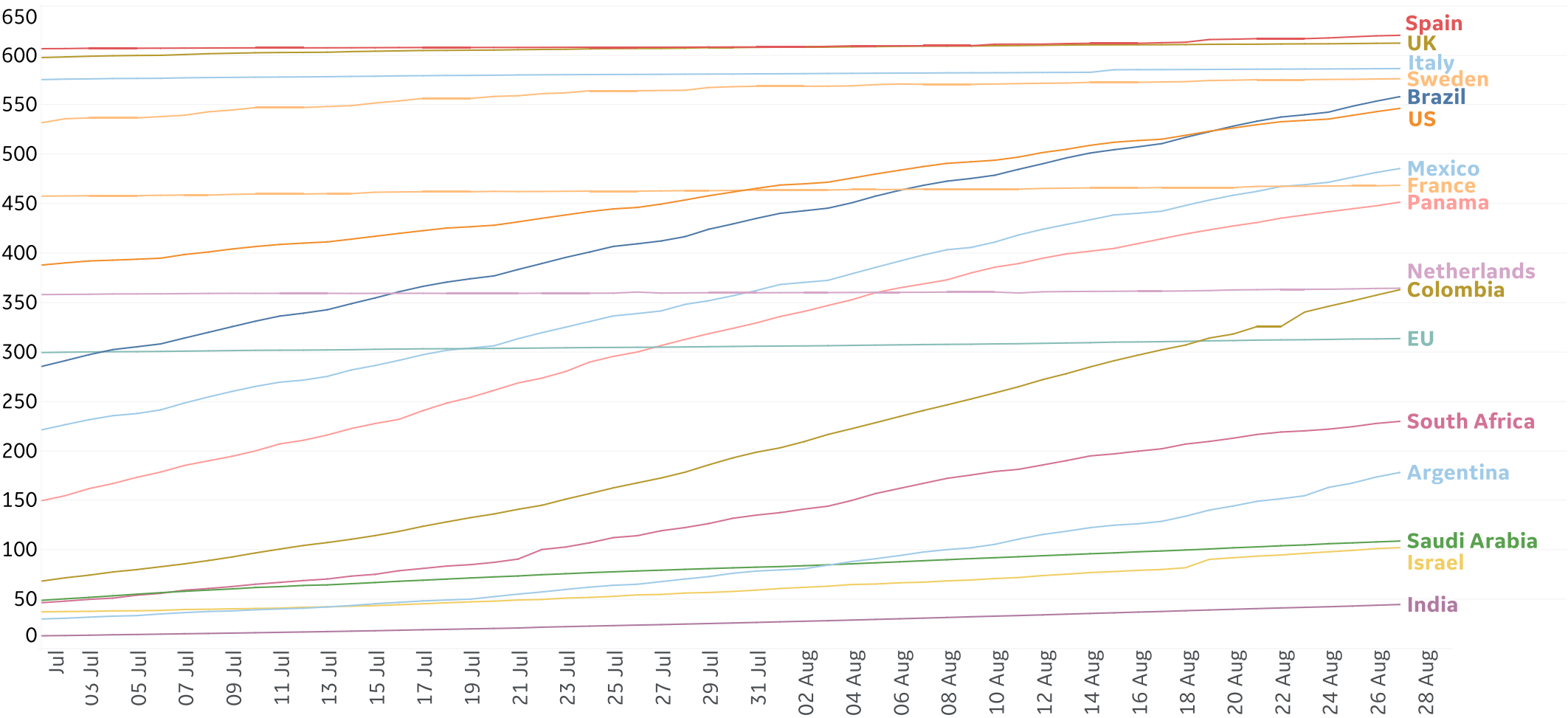




Cumulative Deaths in Select Countries

Updated 28 August 2020, 3:30 GMT

Cumulative Deaths / 1M



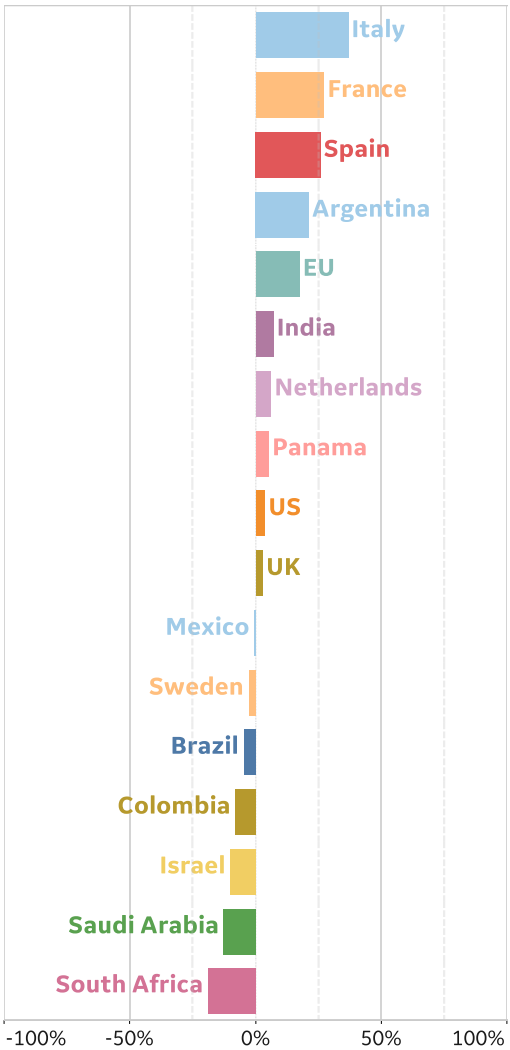
[illegible]



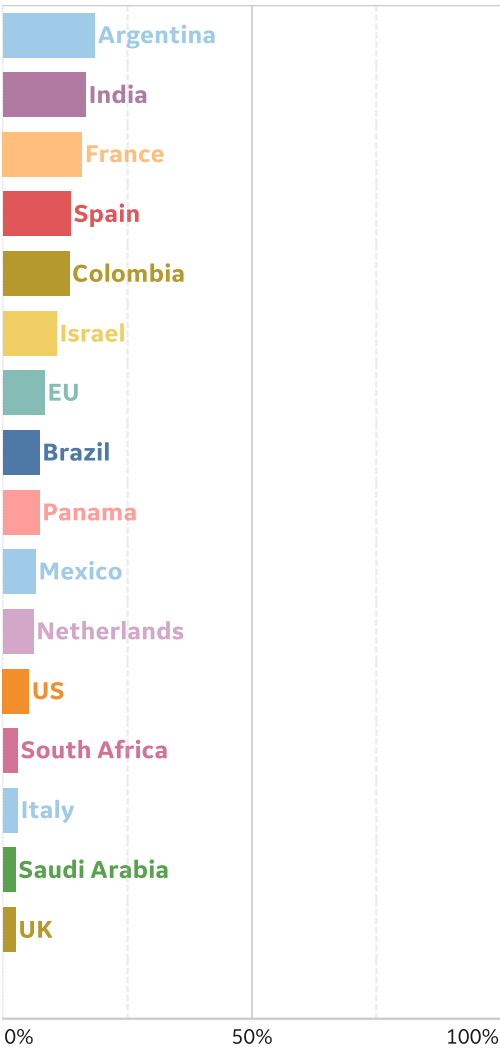
% Change in Case Volume in Select Countries

Over Previous 7 days

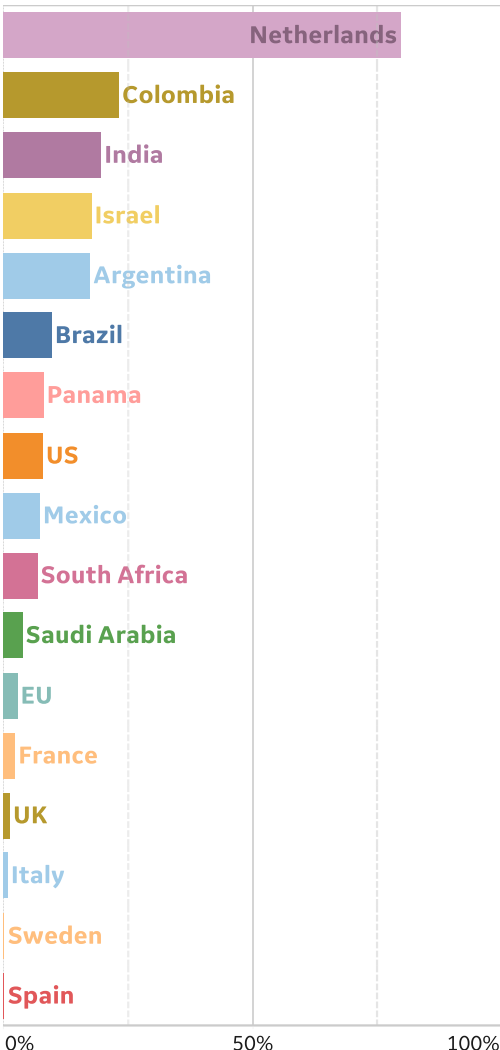
Active Cases



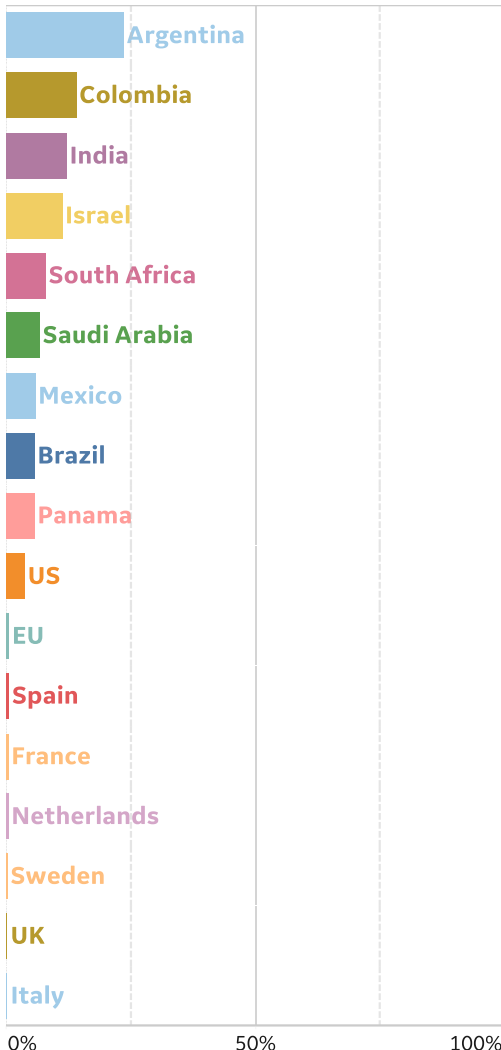
Confirmed Cases



Reported Recoveries



Reported Deaths

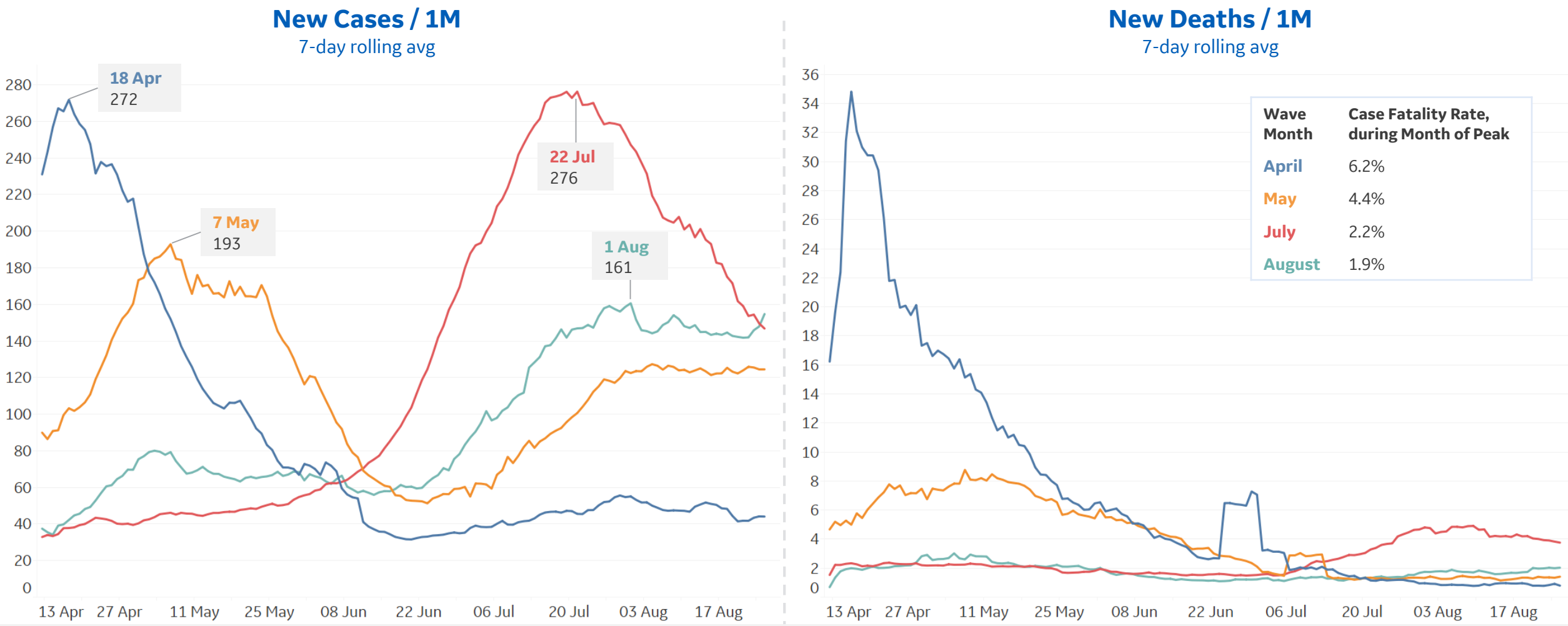




Feature: US States by Month of Peak in New Cases

Updated 28 August 2020, 3:30 GMT

12



April: Connecticut, Delaware, Maine, Massachusetts, Michigan, New Jersey, New York, Pennsylvania, Rhode Island, Vermont

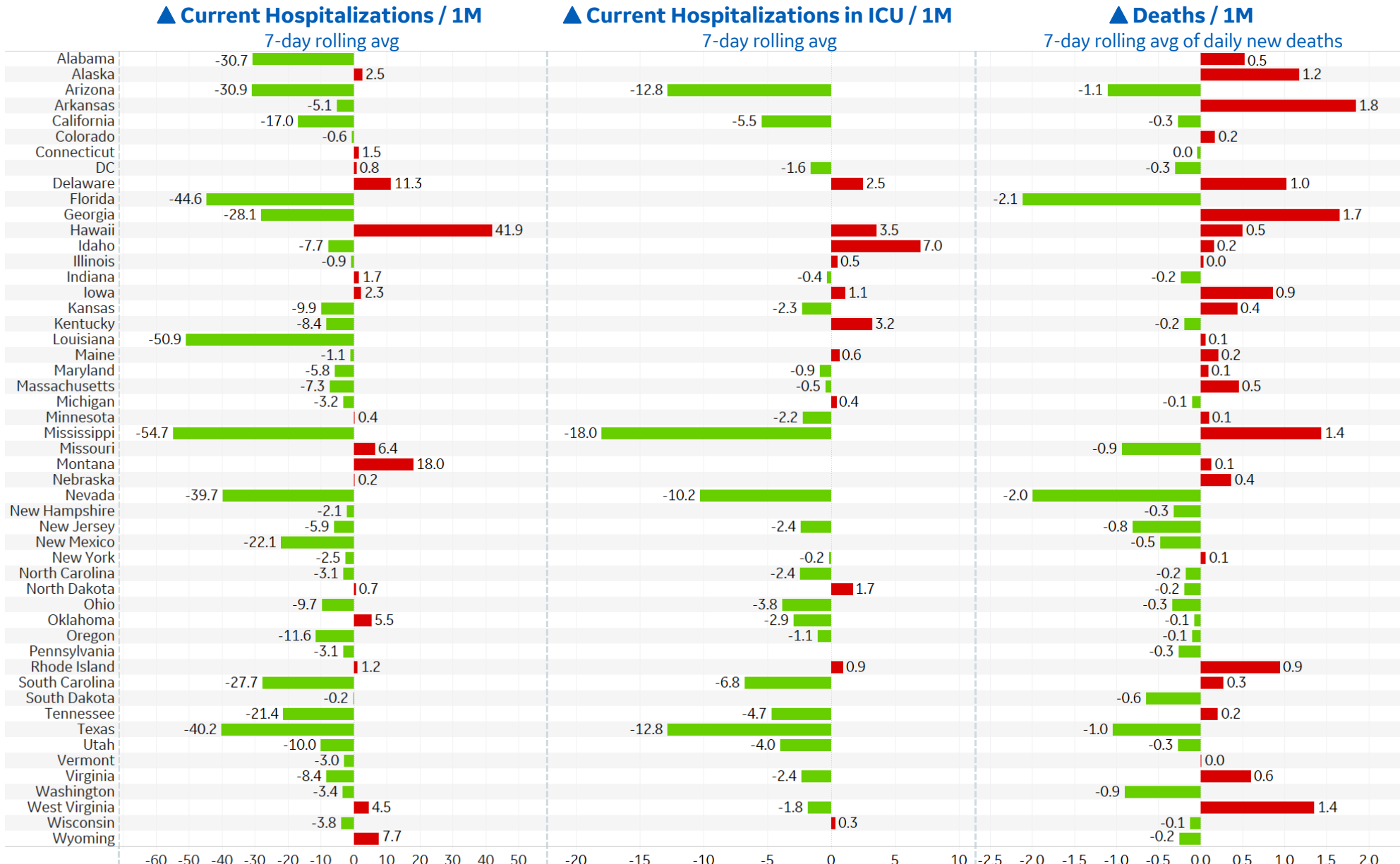
May: DC, Illinois, Maryland, Nebraska, New Hampshire

July: Alabama, Arizona, Arkansas, California, Colorado, Florida, Georgia, Idaho, Kentucky, Louisiana, Minnesota, Mississippi, Missouri, Montana, Nevada, New Mexico, North Carolina, Ohio, Oklahoma, South Carolina, Texas, Utah, Washington, West Virginia, Wisconsin, Wyoming

August: Alaska Hawaii, Indiana, Iowa, Kansas, North Dakota, Oregon, South Dakota, Tennessee, Virginia



Feature: US Changes from Previous Week



*Blank rows indicate insignificant or missing data



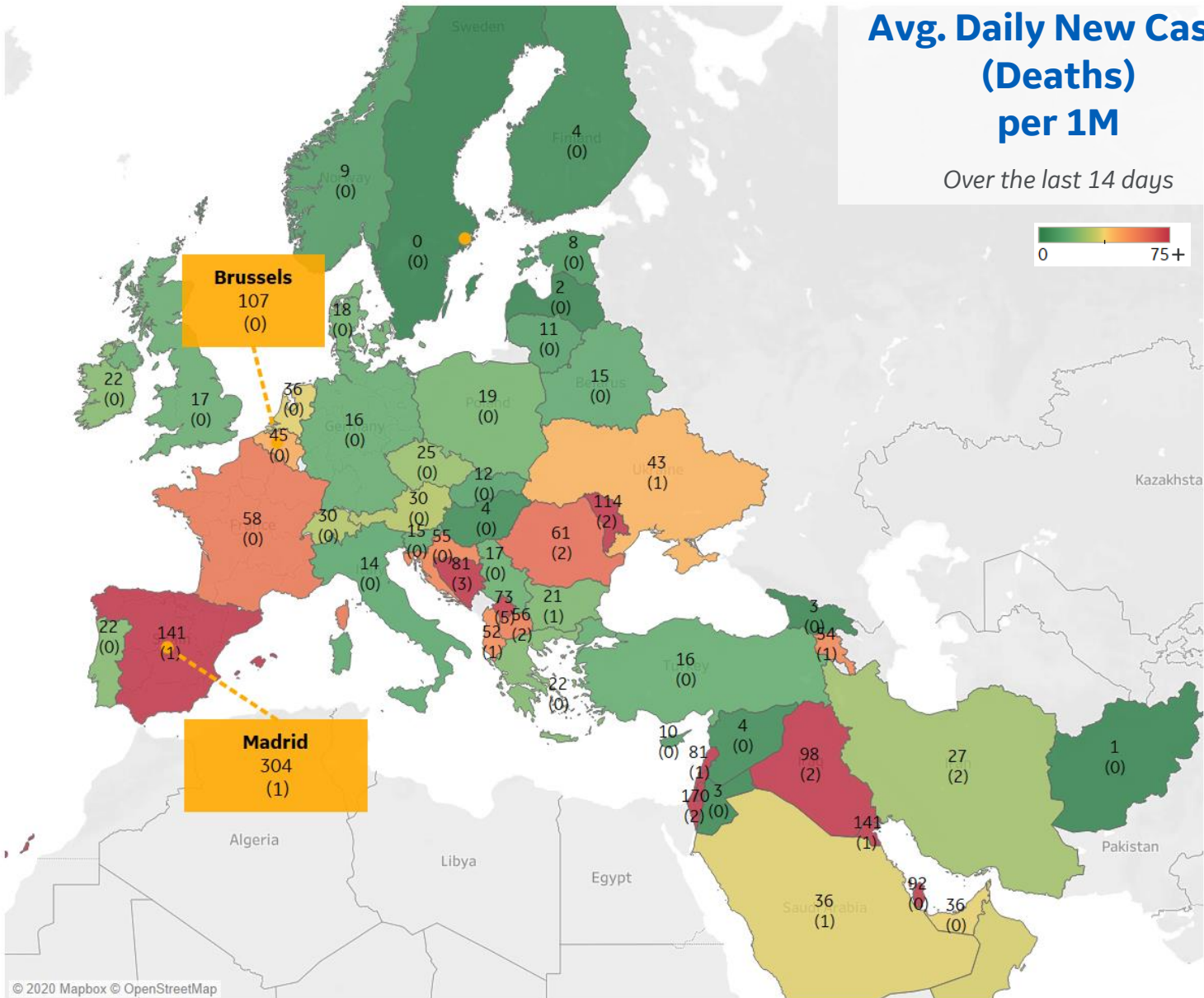
Per 1M in Region

	Today	Change
Active Cases	1,440	+2%
Confirmed	42 new	+1%
Deaths	1 new	+0.2%
Recovered	18 new	+1%

Most Daily New Cases / 1M

Bahrain	211
Israel	170
Kuwait	141
Spain	141
Moldova	114
Iraq	98
Qatar	92
Bos. and Herz.	81
Kosovo	73
Romania	61

* Excludes regions with population < 1M





Per 1M in Region

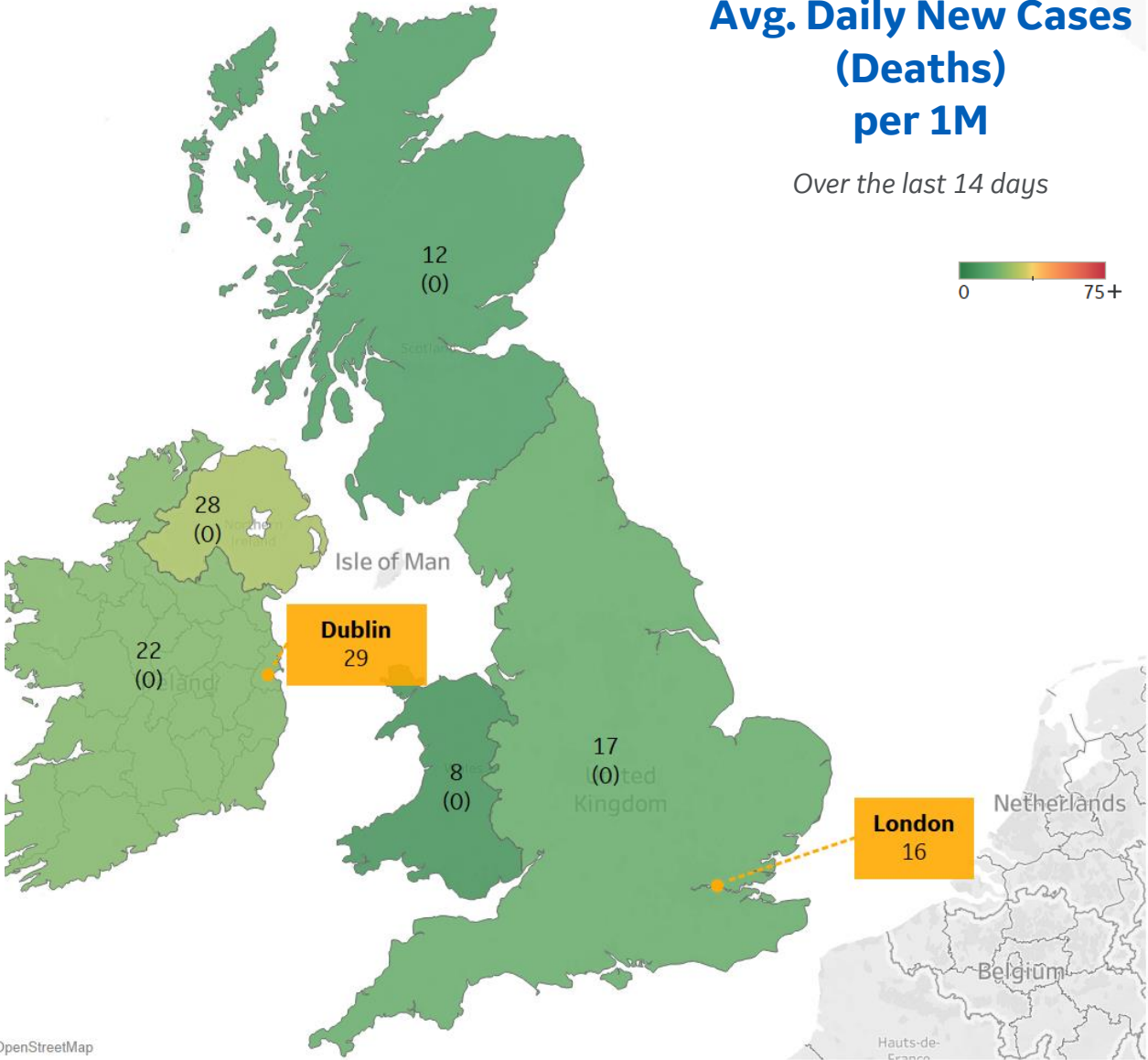
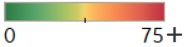
	Today	Change
Active Cases	4,019	+1%
Confirmed	22 new	+0.5%
Deaths	0.2 new	+0.03%
Recovered	0 new	+0%

Most Daily New Cases / 1M

Northern Ireland	28
Ireland	22
England	17
Scotland	12
Wales	8

Avg. Daily New Cases (Deaths) per 1M

Over the last 14 days





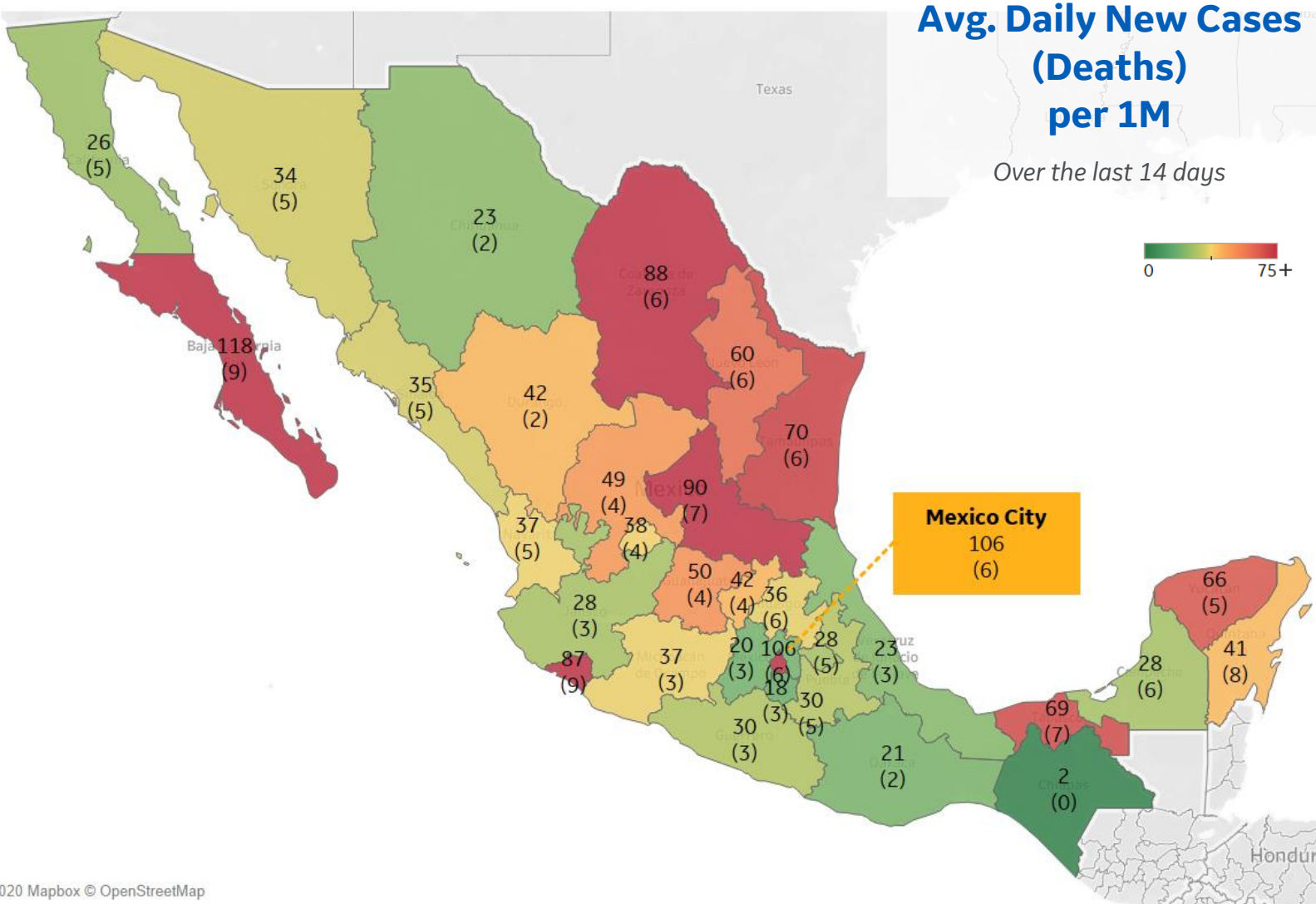
Mexico

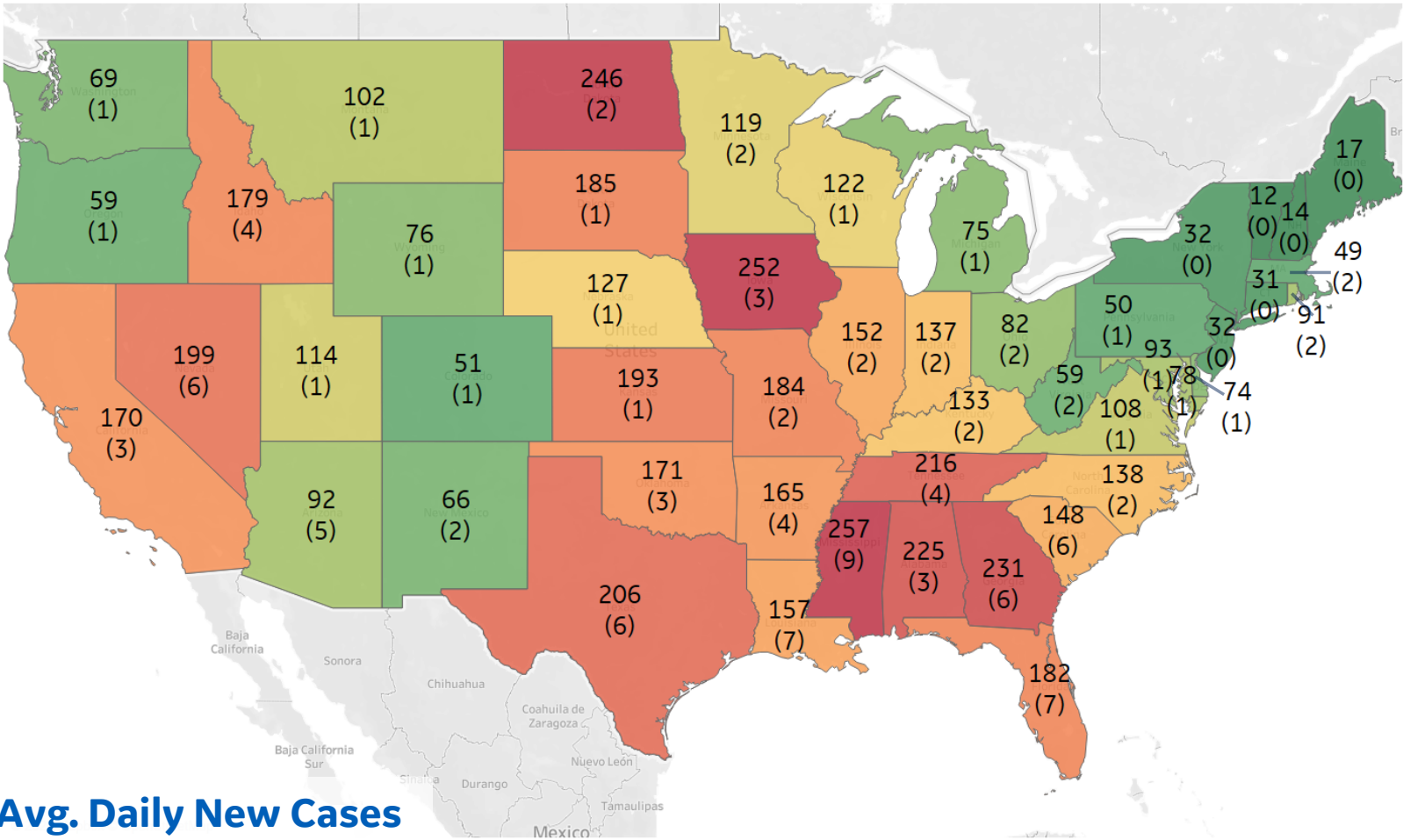
Per 1M in Region

	Today	Change
Active Cases	324	+5%
Confirmed	47 new	+1%
Deaths	4 new	+1%
Recovered	26 new	+1%

Most Daily New Cases / 1M

Baja California Sur	118
Distrito Federal	106
San Luis Potosí	90
Coahuila	88
Colima	87
Tamaulipas	70
Tabasco	69
Yucatán	66
Nuevo León	60
Zacatecas	49





Avg. Daily New Cases
(Deaths)
per 1M

Over the last 14 days

0 250 +
Note: Scale different from
other pages

Top 10 by New Confirmed

Avg New Confirmed Cases / 1M

Mississippi	257
North Dakota	246
Georgia	231
Alabama	225
Tennessee	216
Texas	206
Nevada	199
Missouri	184
Florida	182
Idaho	179

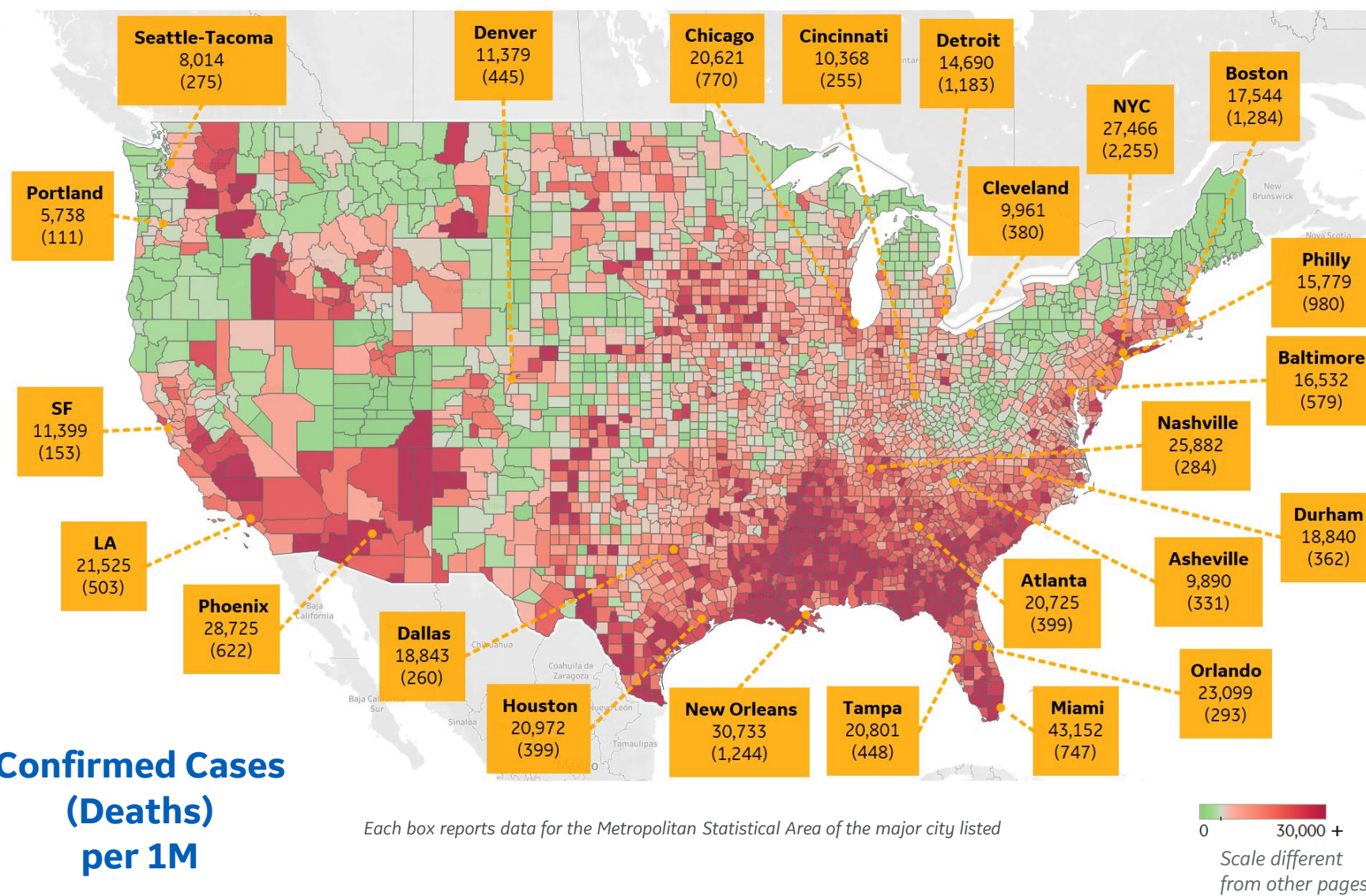
Top 10 by New Deaths

Avg New Deaths / 1M

Mississippi	9
Louisiana	7
Florida	7
Texas	6
South Carolina	6
Georgia	6
Nevada	6
Arizona	5
Tennessee	4
Arkansas	4



US by County & Metro, Total to Date



Top 10 Northeast Counties

Total Confirmed Cases / 1M

Rockland County, NY	43,534
Westchester County, NY	38,062
Passaic County, NJ	36,365
Nassau County, NY	32,758
Union County, NJ	30,629
Suffolk County, NY	30,232
Hudson County, NJ	29,875
Orange County, NY	29,568
New York City*	27,965
Suffolk County, MA	27,411

Top 10 Other US Counties

Total Confirmed Cases / 1M

Miami-Dade County, FL	56,960
Nueces County, TX	51,163
Cameron County, TX	49,009
Yakima County, WA	43,325
Webb County, TX	37,715
Jefferson Parish, LA	37,617
Broward County, FL	35,922
Escambia County, FL	34,554
Davidson County, TN	33,395
Charleston County, SC	32,822

Note: Includes counties ≥ 250K population

* New York City counties aggregated into one reporting area



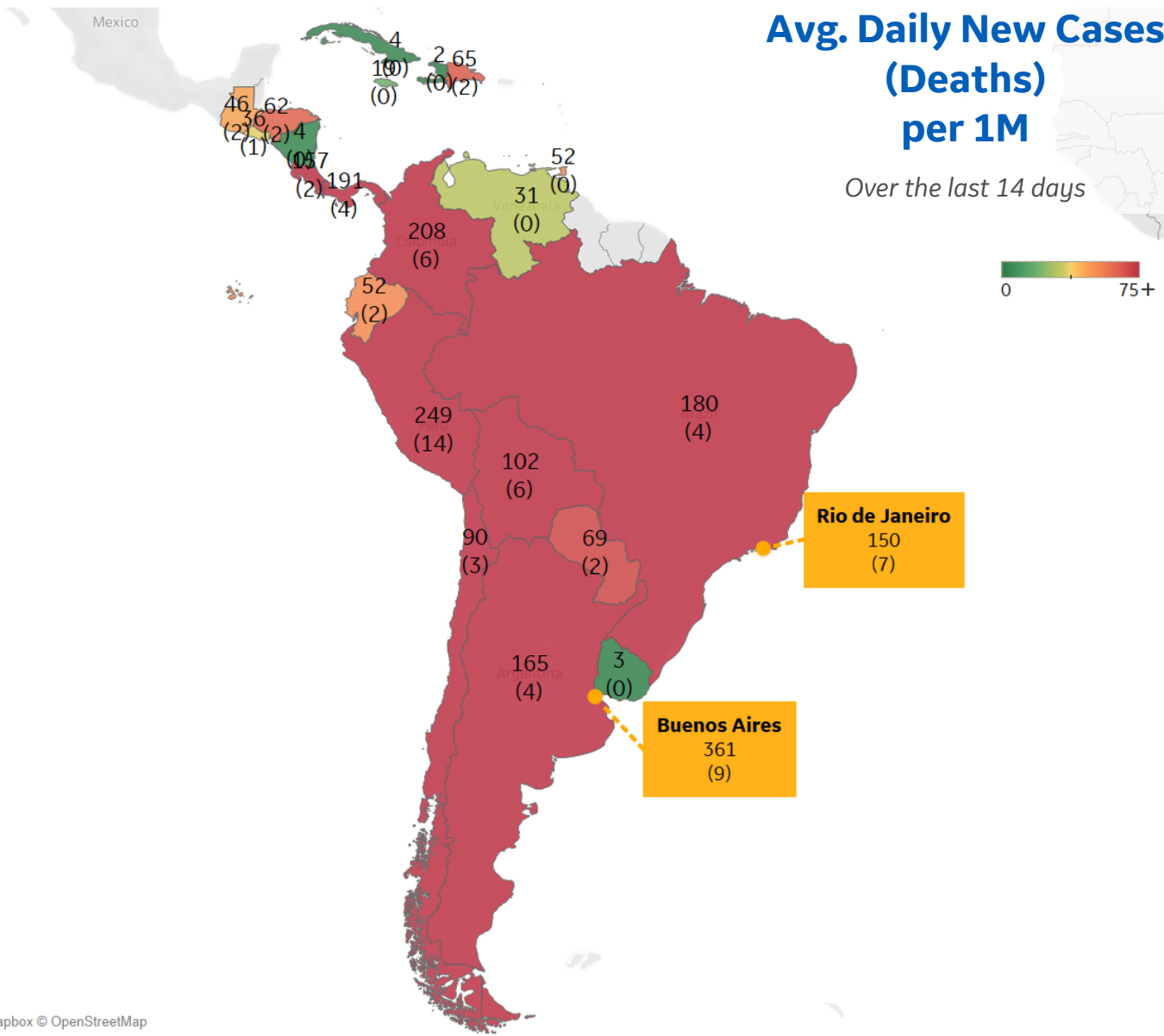
Per 1M in Region

	Today	Change
Active Cases	2,254	+0.4%
Confirmed	153 new	+1%
Deaths	4 new	+1%
Recovered	141 new	+1%

Most Daily New Cases / 1M

Peru	249
Colombia	208
Panama	191
Brazil	180
Argentina	165
Costa Rica	157
Bolivia	102
Chile	90
Paraguay	69
Dom. Rep.	65

* Excludes regions with population < 1M





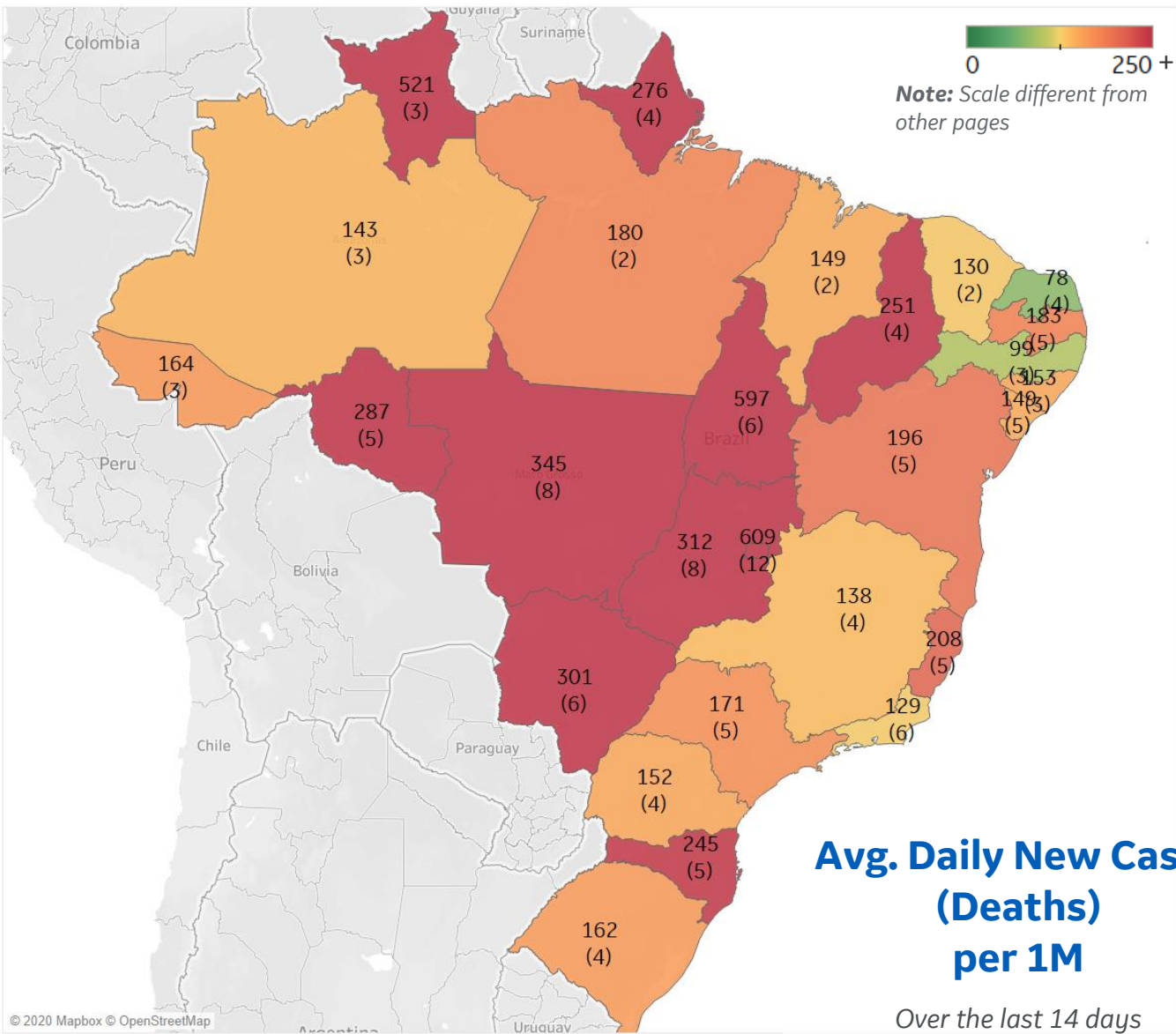
Per 1M in Region

	Today	Change
Active Cases	2,446	+1%
Confirmed	208 new	+1%
Deaths	5 new	+1%
Recovered	190 new	+1%

Most Daily New Cases / 1M

Distrito Federal	609
Tocantins	597
MatoGrosso	345
Goiás	312
MatoGrosso d..	301
Rondônia	287
Piauí	251
Santa Catarina	245
Espírito Santo	208
Bahia	196

* Excludes regions with population < 1M





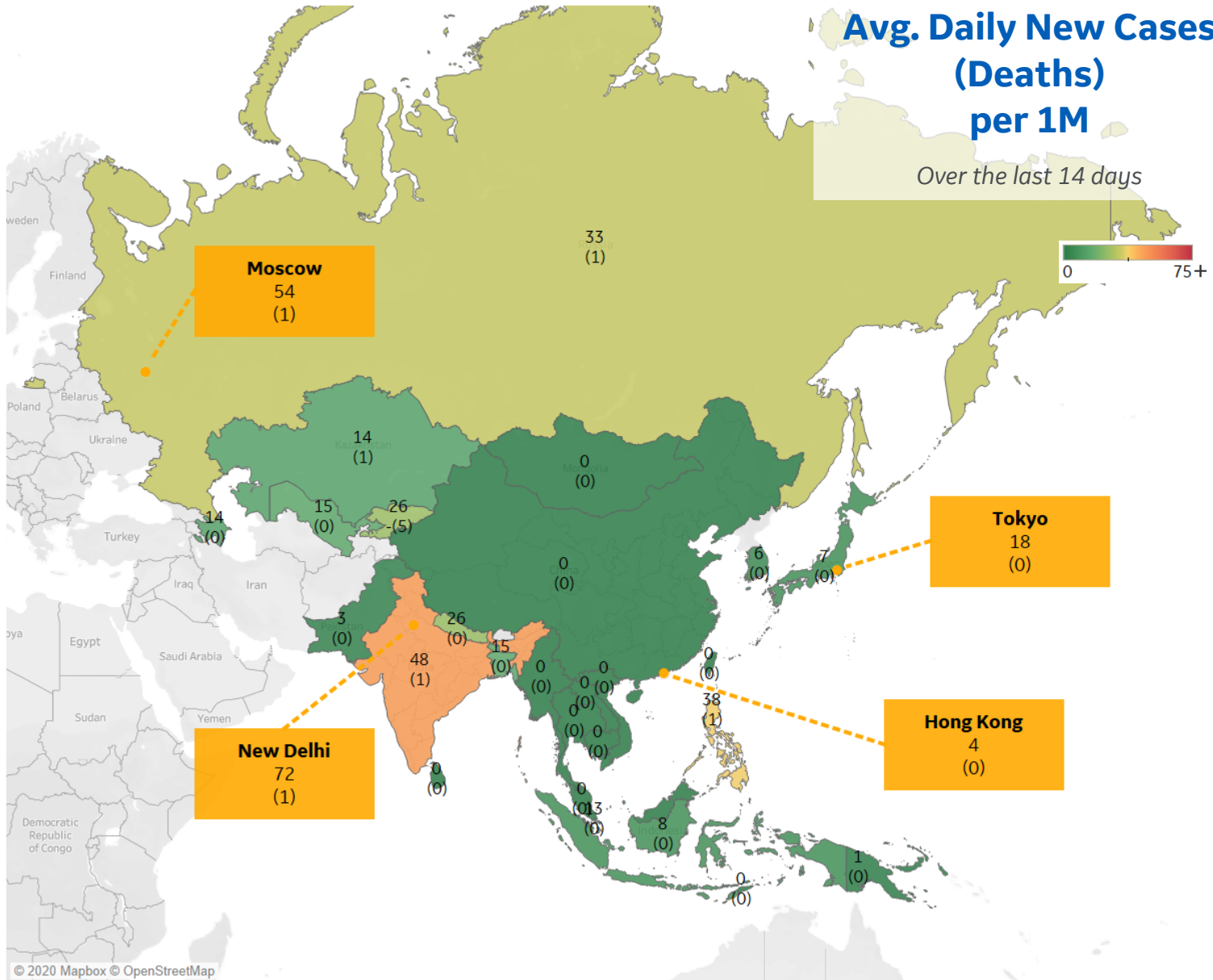
Per 1M in Region

	Today	Change
Active Cases	272	+1%
Confirmed	22 new	+2%
Deaths	0.3 new	+1%
Recovered	18 new	+2%

Most Daily New Cases / 1M

India	48
Philippines	38
Russia	33
Kyrgyzstan	26
Nepal	26
Bangladesh	15
Uzbekistan	15
Azerbaijan	14
Kazakhstan	14
Singapore	13

* Excludes regions with population < 1M





Per 1M in Region

	Today	Change
Active Cases	148	-3%
Confirmed	4 new	+0.5%
Deaths	0.4 new	+2%
Recovered	9 new	+1%

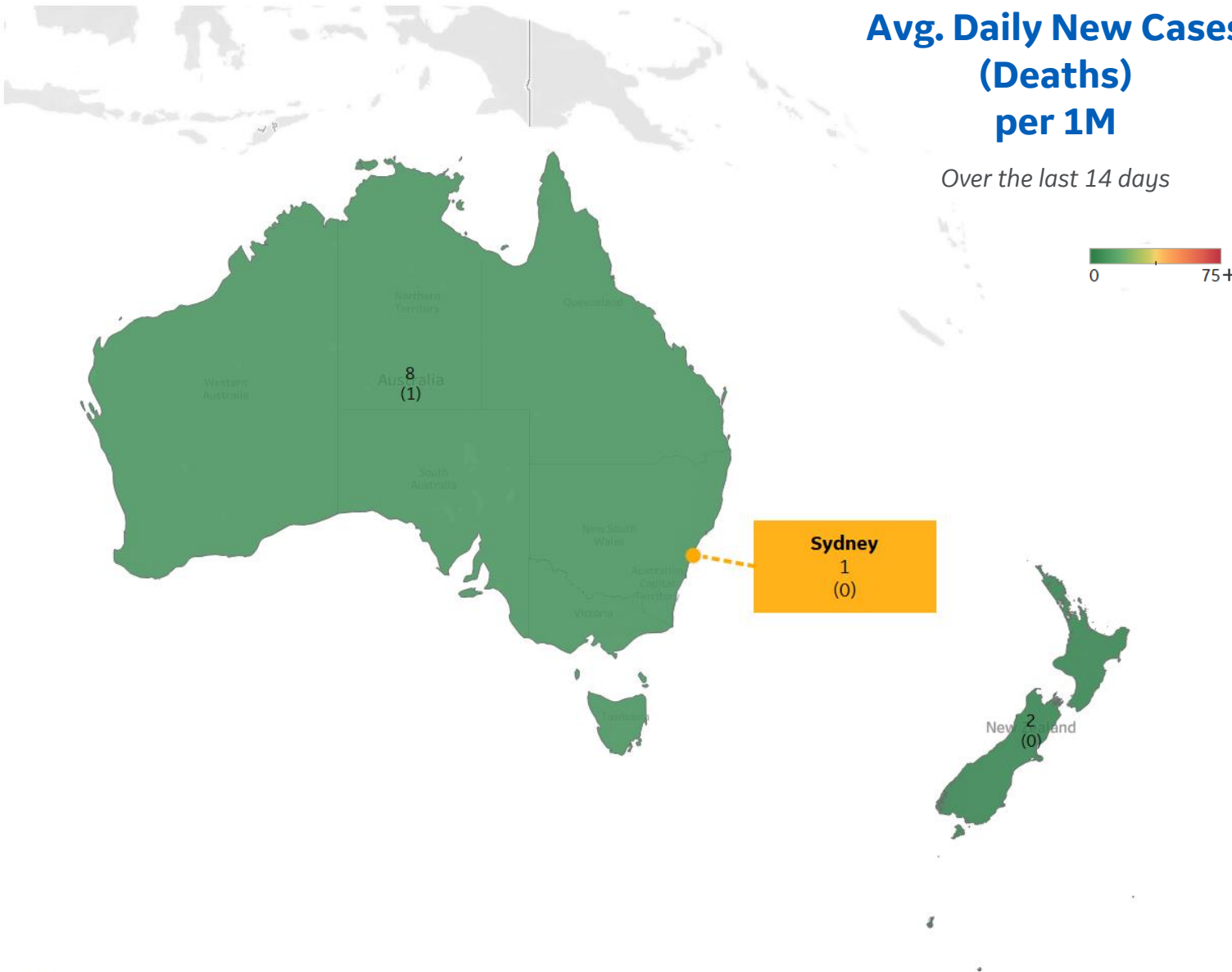
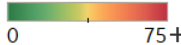
Most Daily New Cases / 1M

Australia	8
New Zealand	2

* Excludes regions with population < 1M

Avg. Daily New Cases (Deaths) per 1M

Over the last 14 days





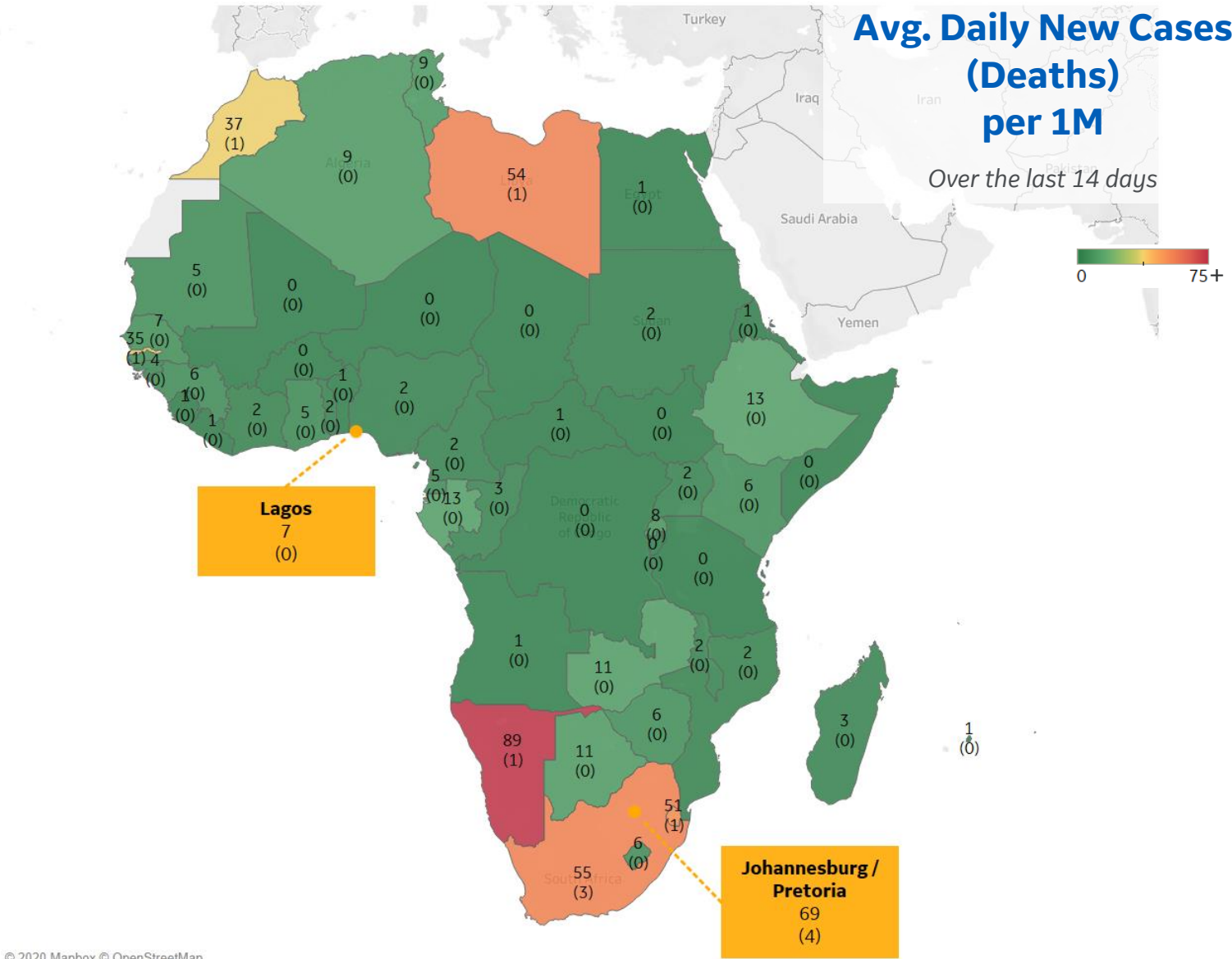
Per 1M in Region

	Today	Change
Active Cases	177	-1.7%
Confirmed	6 new	+1%
Deaths	0.2 new	+1%
Recovered	9 new	+1%

Most Daily New Cases / 1M

Namibia	89
South Africa	55
Libya	54
Eswatini	51
Morocco	37
Gambia	35
Ethiopia	13
Gabon	13
Zambia	11
Botswana	11

* Excludes regions with population < 1M





Sources



** Per 1M = Per 1 Million Population unless otherwise noted

Johns Hopkins Coronavirus Resource Center:

<https://coronavirus.jhu.edu/map.html>

Worldometer Coronavirus Reporting:

<https://www.worldometers.info/coronavirus/>

Public Health England:

<https://www.gov.uk/government/publications/covid-19-track-coronavirus-cases>

US Department of Homeland Security, Homeland Infrastructure Foundation-Level Data:

<https://hifld-geoplatform.opendata.arcgis.com/datasets/hospitals>

City of New York, NYC Health:

<https://www1.nyc.gov/site/doh/covid/covid-19-data.page>

Chicago Coronavirus Latest Data:

<https://www.chicago.gov/city/en/sites/covid-19/home/latest-data.html>

National Health Commission of the PRC:

<http://www.nhc.gov.cn/xcs/yqtb/202003/bf66696029ba420098164607240074f8.shtml>

Korean Centers for Disease Control and Prevention:

http://www.cdc.go.kr/cdc_eng/

CDC, Severe Outcomes Among Patients with Coronavirus Disease 2019 (COVID-19):

<https://www.cdc.gov/mmwr/volumes/69/wr/mm6912e2.htm>

Italian Department of Civil Protection, COVID Monitoring:

<http://opendatadpc.maps.arcgis.com/apps/opsdashboard/index.html#/b0c68bce2cce478eaac82fe38d4138b1>

The COVID Tracking Project:

<https://covidtracking.com/data/>

UK Office for National Statistics

<https://www.ons.gov.uk/peoplepopulationandcommunity/birthsdeathsandmarriages/deaths/bulletins/deathsregisteredweeklyinenglandandwalesprovisional/weekending24april2020>

WHO Europe, Surveillance Report:

<http://www.euro.who.int/en/health-topics/health-emergencies/coronavirus-covid-19/weekly-surveillance-report>

WHO Europe, Principles for Transition:

<http://www.euro.who.int/en/media-centre/sections/statements/2020/statement-transition-to-a-new-normal-during-the-covid-19-pandemic-must-be-guided-by-public-health-principles>

COVID-19 Information for Switzerland:

<https://www.corona-data.ch/>

Italian Ministry of Health:

<http://www.salute.gov.it/portale/nuovocoronavirus/dettaglioContenutiNuovoCoronavirus.jsp?lingua=italiano&id=5351&area=nuovoCoronavirus&menu=vuoto>

New South Wales Government:

<https://www.health.nsw.gov.au/Infectious/diseases/Pages/covid-19-latest.aspx>

Provincial Health Services Authority of Canada. BC Center for Disease Control:

<http://www.bccdc.ca/about/news-stories/stories/2020/information-on-novel-coronavirus>

Coronavirus Cases in Japan by Prefecture, Nippon Communications Foundation:

<https://www.nippon.com/en/japan-data/h00657/coronavirus-cases-in-japan-by-prefecture.html>

Secretary of Health, Mexico:

<https://www.gob.mx/salud/en>

OECD Economic Outlooks, Statistics:

https://www.oecd-ilibrary.org/economics/data/oecd-economic-outlook-statistics-and-projections_eo-data-en

Public Health Authority of Sweden:

<https://www.folkhalsomyndigheten.se/smittskydd-beredskap/utbrott/aktuella-utbrott/covid-19/bekraftade-fall-i-sverige>

National Public Health Agency of France:

<https://www.santepubliquefrance.fr/regions/ile-de-france/documents/bulletin-regional/2020/covid-19-point-epidemiologique-en-ile-de-france-du-23-avril-2020>

Florida Department of Health, COVID-19 Response:

<https://floridahealthcovid19.gov>

CDC:

<https://www.cdc.gov/covid-data-tracker/index.html#demographics>

CDC Provisional COVID19 Deaths Counts

<https://data.cdc.gov/NCHS/Provisional-COVID-19-Death-Counts-by-Sex-Age-and-S/9bhg-hcku>

Johns Hopkins Coronavirus Resource Center:

<https://coronavirus.jhu.edu/map.html>