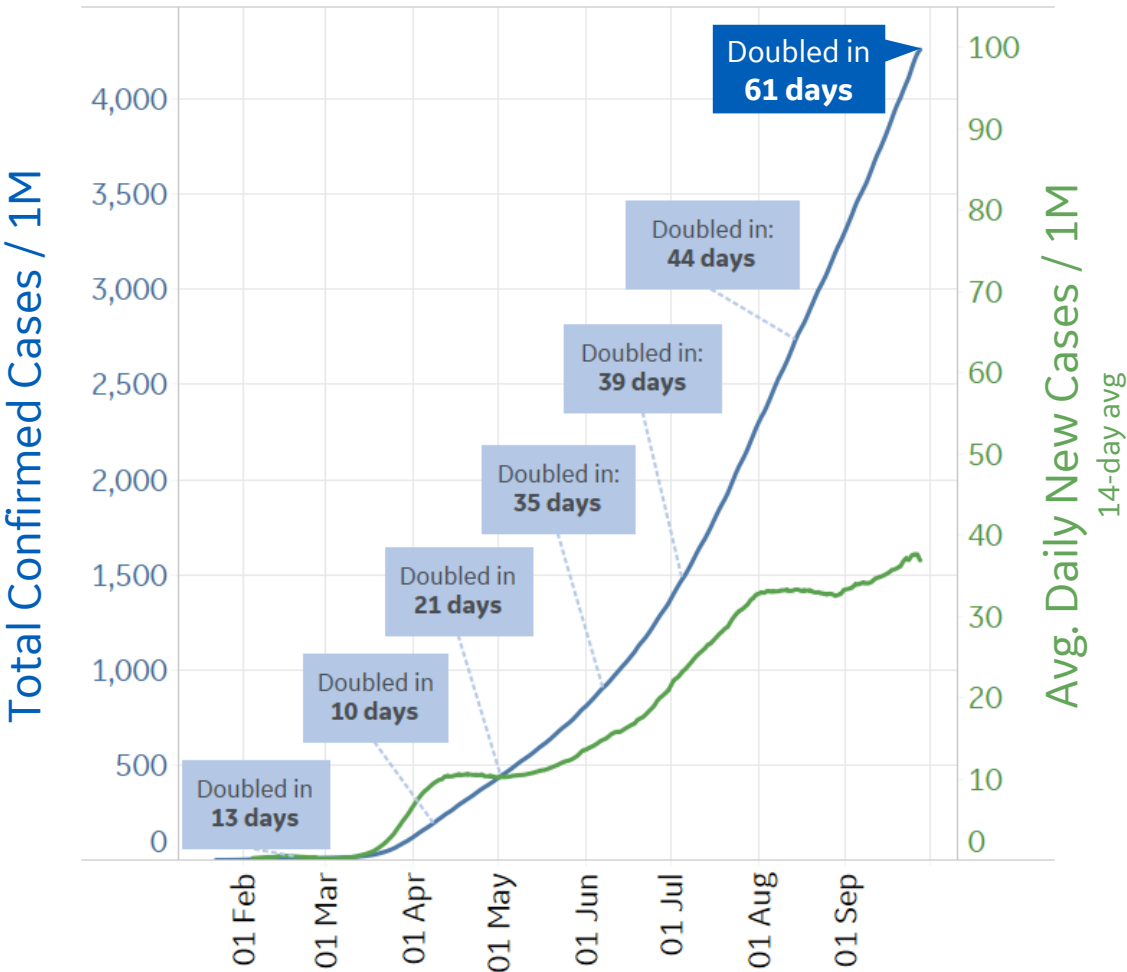




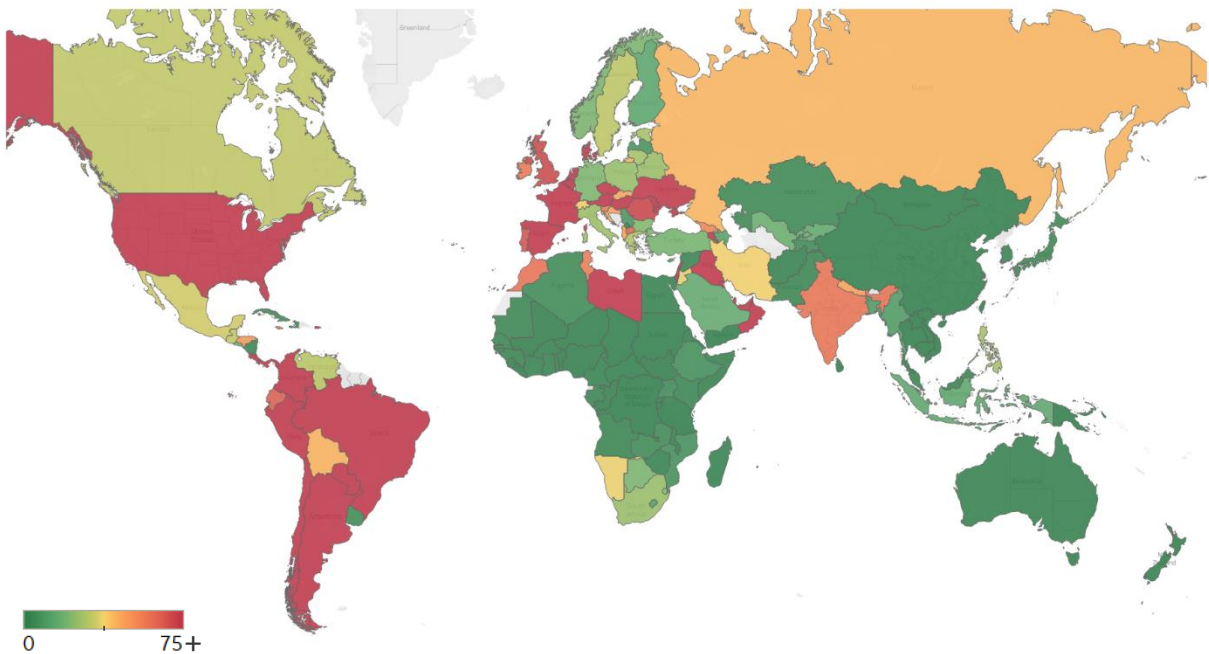
Global Confirmed & Active Cases

Trend since 22 Jan



Avg. Daily New Cases / 1M

Over the last 14 days



Per 1M:	Today	Change
Active Today	1,181	+0.2%
Active	2 new	+0.2%
Confirmed	20 new	+0.5%
Deaths	0 new	+0.3%
Recovered	17 new	+1%



New Confirmed Cases & New Deaths

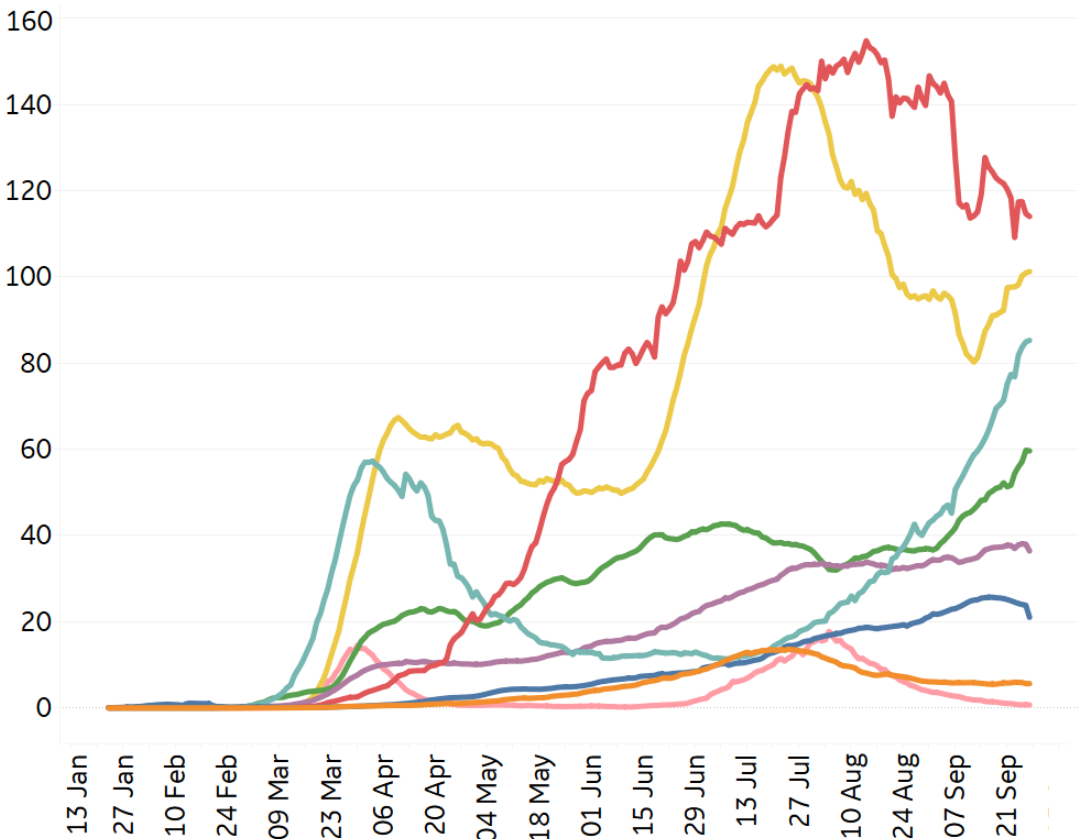
Updated 28 Sept 2020, 3:30 GMT

2

Key **World** **North America** **Europe** **Middle East** **Cent & South America** **Asia** **Africa** **Oceania**

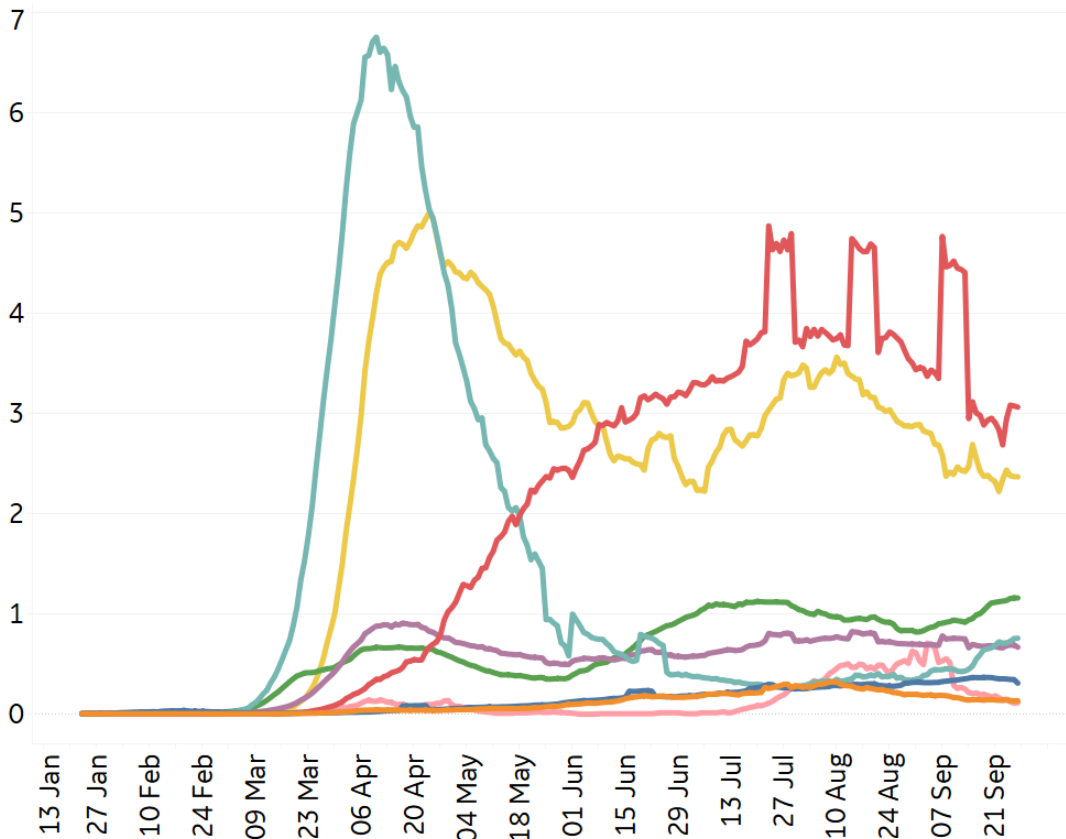
New Confirmed Cases / 1M

7-day rolling average



New Deaths / 1M

7-day rolling average





Top 50 Countries: Per 1M



1 - 25

	Today		Total Since 22 Jan			Change from 14d Ago [*] in 14 day avg of daily new	
	New Confirmed	New Deaths	Total Confirmed	Total Recovered	Total Deaths	Confirmed	Deaths
Peru	169	3	24,267	19,951	975	-7%	-16%
Belgium	119	1	9,852	1,663	861	146%	77%
Bolivia	26	3	11,471	8,035	673	-34%	-78%
Spain	0	0	15,324	3,216	668	18%	102%
Brazil	67	2	22,263	19,631	667	-14%	-6%
Chile	101	3	23,954	22,583	661	-7%	-2%
Ecuador	43	0	7,637	6,365	639	227%	-91%
UK	84	0	6,445	N/A**	620	94%	175%
US	112	1	21,495	8,357	619	12%	-3%
Mexico	30	1	5,664	4,783	593	-15%	-16%
Italy	29	0	5,125	3,712	593	13%	69%
Sweden	0	0	9,003	N/A**	582	73%	36%
Panama	104	4	25,622	20,213	542	-9%	2%
Colombia	138	4	15,979	13,983	501	-11%	-28%
France	0	0	8,464	1,485	485	72%	164%
Netherlands	3	0	6,628	213	374	110%	208%
Ireland	87	0	7,086	4,732	365	80%	157%
Argentina	196	5	15,739	12,522	348	6%	52%
North Macedo..	70	1	8,462	6,999	348	26%	60%
EU	29	0	6,201	2,551	329	49%	77%
Armenia	111	1	16,671	14,718	321	68%	-10%
Moldova	85	2	12,612	9,381	319	26%	25%
Iran	40	2	5,315	4,455	305	56%	43%
South Africa	21	0	11,310	10,179	276	-15%	-33%
Kosovo	0	0	6,873	4,762	264	N/A	N/A

26 - 50

	Today		Total Since 22 Jan			Change from 14d Ago [*] in 14 day avg of daily new	
	New Confirmed	New Deaths	Total Confirmed	Total Recovered	Total Deaths	Confirmed	Deaths
Bos. and Herz.	37	1	8,205	6,019	251	-6%	29%
Romania	75	2	6,377	5,126	245	15%	-5%
Switzerland	0	0	5,993	4,934	238	-9%	169%
Honduras	0	0	7,527	2,634	231	-11%	-5%
Iraq	87	1	8,688	6,978	224	0%	-7%
Dom. Rep.	40	0	10,268	7,925	193	-18%	-56%
Portugal	65	1	7,218	4,673	192	55%	79%
Oman	302	5	19,083	17,194	178	83%	25%
Israel	454	3	26,691	18,477	169	81%	74%
Kyrgyzstan	25	0	7,089	6,507	163	29%	-100%
Costa Rica	0	0	14,144	5,449	163	5%	38%
Bahrain	344	2	40,763	36,958	142	4%	30%
Kuwait	81	1	24,246	22,229	141	-13%	37%
Russia	53	1	7,855	6,441	139	22%	17%
Saudi Arabia	12	1	9,571	9,106	135	-30%	4%
Paraguay	107	3	5,424	3,143	113	1%	28%
Kazakhstan	3	0	5,740	5,471	90	-13%	-41%
Belarus	34	1	8,213	7,844	87	38%	-8%
Qatar	81	0	43,416	42,344	74	6%	13%
West Bank an..	98	1	8,471	6,362	64	-3%	1%
Czechia	122	1	6,032	2,920	57	140%	355%
Lebanon	148	1	5,312	2,357	51	61%	31%
UAE	86	0	9,248	8,144	42	22%	-24%
Singapore	3	0	9,863	9,806	5	-54%	N/A
Total World	20	0	4,260	2,950	129	6%	-6%

*Change from 14d ago:
Compares 14d-avgs. of Daily New Cases/Deaths
today with 14d-avgs. from 14d ago

Since 7 Sept, reported deaths in **Argentina** increased 55%

Sorted by Total Deaths / 1M
Top 50 countries selected by Cases / 1M
Excluded countries with population < 1M

N/A** due to inconsistent reporting of Recovered Cases



Top 50 Countries: Raw Volume

Updated 28 Sept 2020, 3:30 GMT

4

1 - 25

	Today		Total Since 22 Jan			Change from 14d Ago [*] in 14 day avg of daily new	
	New Confirmed	New Deaths	Total Confirmed	Total Recovered	Total Deaths	Confirmed	Deaths
US	36,919	266	7,115,008	2,766,280	204,756	12%	-3%
EU	13,115	114	2,760,999	1,135,675	146,513	49%	77%
Brazil	14,318	335	4,732,309	4,172,711	141,741	-14%	-6%
India	0	0	5,992,532	4,941,627	94,503	-6%	-3%
Mexico	3,886	187	730,317	616,696	76,430	-15%	-16%
UK	5,700	17	437,517	N/A**	42,077	94%	175%
Italy	1,766	17	309,870	224,417	35,835	13%	69%
Peru	5,558	105	800,142	657,836	32,142	-7%	-16%
France	19	0	552,473	96,937	31,675	72%	164%
Spain	0	0	716,481	150,376	31,232	18%	102%
Iran	3,362	195	446,448	374,170	25,589	56%	43%
Colombia	7,018	192	813,056	711,472	25,488	-11%	-28%
Russia	7,764	99	1,146,273	939,921	20,239	22%	17%
South Africa	1,268	22	670,766	603,721	16,398	-15%	-33%
Argentina	8,841	206	711,325	565,935	15,749	6%	52%
Chile	1,922	50	457,901	431,704	12,641	-7%	-2%
Ecuador	766	6	134,747	112,296	11,279	227%	-91%
Indonesia	3,874	78	275,213	203,014	10,386	23%	21%
Belgium	1,376	6	114,179	19,275	9,980	146%	77%
Germany	1,313	5	286,339	250,866	9,464	33%	104%
Canada	1,658	5	155,428	133,204	9,318	92%	75%
Iraq	3,481	55	349,450	280,673	8,990	0%	-7%
Turkey	1,467	68	314,433	275,630	7,997	3%	29%
Bolivia	309	30	133,901	93,791	7,858	-34%	-78%
Pakistan	566	9	310,841	296,022	6,466	38%	-13%

26 - 50

	Today		Total Since 22 Jan			Change from 14d Ago [*] in 14 day avg of daily new	
	New Confirmed	New Deaths	Total Confirmed	Total Recovered	Total Deaths	Confirmed	Deaths
Netherlands	46	0	113,564	3,642	6,415	110%	208%
Egypt	104	14	102,840	95,080	5,883	-20%	-6%
Sweden	0	0	90,923	N/A**	5,880	73%	36%
Philippines	2,970	60	304,226	252,510	5,344	-2%	14%
Bangladesh	1,275	32	359,148	270,491	5,161	-19%	-12%
China	27	0	90,483	85,381	4,739	-5%	-58%
Romania	1,438	31	122,673	98,607	4,718	15%	-5%
Saudi Arabia	403	28	333,193	317,005	4,683	-30%	4%
Ukraine	3,233	56	203,799	91,179	4,044	26%	21%
Guatemala	390	16	90,092	78,698	3,229	2%	25%
Poland	1,350	8	87,330	67,904	2,432	81%	57%
Panama	447	17	110,555	87,215	2,340	-9%	2%
Honduras	0	0	74,548	26,088	2,288	-11%	-5%
Dom. Rep.	429	2	111,386	85,965	2,095	-18%	-56%
Morocco	2,444	28	117,685	95,591	2,069	23%	5%
Portugal	665	9	73,604	47,647	1,953	55%	79%
Kazakhstan	52	0	107,775	102,736	1,699	-13%	-41%
Japan	483	2	82,186	73,677	1,549	-15%	-38%
Israel	3,926	25	231,026	159,931	1,466	81%	74%
Oman	1,543	24	97,450	87,801	909	83%	25%
Belarus	320	5	77,609	74,120	818	38%	-8%
Kuwait	345	4	103,544	94,929	601	-13%	37%
UAE	851	1	91,469	80,544	412	22%	-24%
Qatar	234	0	125,084	121,995	214	6%	13%
Total World	155,542	2,552	32,995,554	22,850,774	996,695	6%	-6%

*Change from 14d ago:
Compares 14d-avgs. of Daily New Cases/Deaths
today with 14d-avgs. from 14d ago

The **United States** surpassed 7M cumulative confirmed cases

Sorted by Raw Total Deaths
Top 50 countries selected by Total Cases
Excluded countries with population < 1M

N/A** due to inconsistent reporting of Recovered Cases



United States: Per 1M



1 - 25

	Today		Total Since 22 Jan			Change from 14d Ago* in 14 day avg of daily new	
	New Confirmed	New Deaths	Total Confirmed	Total Recovered	Total Deaths	Confirmed	Deaths
New Jersey	79	0	22,916	3,901	1,813	38%	-20%
New York	45	0	23,421	3,937	1,703	10%	50%
Massachusetts	86	2	18,954	16,174	1,364	271%	20%
Connecticut	0	0	15,872	2,611	1,262	23%	40%
Louisiana	199	5	35,461	32,189	1,176	-23%	-24%
Rhode Island	0	0	22,826	2,150	1,045	4%	44%
Mississippi	61	3	32,545	28,670	981	-3%	-13%
DC	50	0	21,608	17,056	884	4%	-20%
Arizona	56	0	29,846	4,791	773	27%	3%
Michigan	0	0	13,455	9,518	705	7%	-18%
Illinois	126	1	22,915	N/A	698	-5%	-3%
Georgia	76	3	29,639	N/A	654	-20%	-16%
Florida	88	0	32,618	N/A	653	-14%	-4%
Maryland	71	2	20,412	1,234	651	-12%	13%
Delaware	107	0	20,806	10,841	650	-6%	64%
S. Carolina	119	1	28,335	13,601	646	4%	-26%
Pennsylvania	63	0	12,556	9,943	632	15%	50%
Texas	153	1	26,168	22,499	543	47%	-22%
Indiana	134	0	17,446	13,748	532	-7%	-3%
Nevada	121	1	25,560	674	515	12%	-11%
Alabama	149	0	31,066	13,172	510	0%	-21%
Arkansas	161	8	26,921	24,058	433	18%	66%
Iowa	227	1	27,455	20,867	417	19%	-10%
New Mexico	72	0	13,756	7,731	415	41%	-11%
Ohio	68	0	12,902	11,138	406	-11%	14%
California	62	1	20,497	N/A	395	-14%	-15%

26 - 51

	Today		Total Since 22 Jan			Change from 14d Ago* in 14 day avg of daily new	
	New Confirmed	New Deaths	Total Confirmed	Total Recovered	Total Deaths	Confirmed	Deaths
California	62	1	20,497	N/A	395	-14%	-15%
Virginia	86	2	17,105	2,044	370	-13%	179%
Minnesota	191	1	17,153	15,294	365	36%	-16%
Colorado	99	0	11,992	1,116	354	90%	15%
Tennessee	308	0	28,260	25,646	348	13%	-10%
Missouri	248	0	20,371	N/A	335	8%	63%
N. Carolina	123	0	19,770	16,821	328	19%	8%
New Hampshire	38	0	6,010	5,427	323	8%	-25%
North Dakota	451	5	27,195	21,950	303	33%	142%
Washington	58	0	11,329	N/A	276	17%	27%
Kentucky	102	1	14,883	2,630	259	7%	-26%
Idaho	115	0	22,663	12,013	257	53%	-20%
Oklahoma	208	1	21,313	17,628	254	33%	-5%
South Dakota	461	0	24,349	19,819	246	48%	100%
Nebraska	241	1	22,779	16,844	243	42%	-14%
Wisconsin	381	0	19,899	16,404	220	93%	-19%
Kansas	76	0	19,522	700	218	16%	35%
West Virginia	103	1	8,566	6,227	189	2%	36%
Montana	187	2	11,328	8,214	162	84%	23%
Utah	333	2	22,026	16,906	141	112%	-23%
Oregon	57	0	7,781	1,302	129	25%	-33%
Maine	22	0	3,933	3,398	104	21%	0%
Hawaii	69	1	8,557	7,152	93	-40%	-8%
Vermont	5	0	2,792	2,539	93	-15%	N/A
Wyoming	290	0	9,733	7,808	86	149%	60%
Alaska	156	5	10,226	4,787	77	16%	71%

*Change from 14d ago:
Compares 14d-avgs. of Daily New Cases/Deaths
today with 14d-avgs. from 14d ago

Louisiana, Florida, and Mississippi have the highest confirmed cases / 1M in the US

Sorted by Total Deaths / 1M

N/As due to states revising and updating case counts



United States: Raw Volume



1 - 25

	Today		Total Since 22 Jan			Change from 14d Ago* in 14 day avg of daily new	
	New Confirmed	New Deaths	Total Confirmed	Total Recovered	Total Deaths	Confirmed	Deaths
New York	866	6	455,626	76,595	33,131	10%	50%
New Jersey	698	3	203,548	34,650	16,106	38%	-20%
Texas	4,445	38	758,756	652,376	15,745	47%	-22%
California	2,439	23	809,890	N/A	15,606	-14%	-15%
Florida	1,882	10	700,564	N/A	14,032	-14%	-4%
Massachusetts	592	13	130,642	111,479	9,404	271%	20%
Illinois	1,600	13	290,373	N/A	8,845	-5%	-3%
Pennsylvania	811	3	160,744	127,290	8,086	15%	50%
Michigan	0	0	134,373	95,051	7,044	7%	-18%
Georgia	812	32	314,685	N/A	6,946	-20%	-16%
Arizona	411	1	217,237	34,872	5,623	27%	3%
Louisiana	923	21	164,851	149,640	5,465	-23%	-24%
Ohio	800	1	150,809	130,193	4,741	-11%	14%
Connecticut	0	0	56,587	9,310	4,501	23%	40%
Maryland	431	10	123,403	7,463	3,935	-12%	13%
Indiana	901	3	117,450	92,552	3,580	-7%	-3%
N. Carolina	1,289	1	207,349	176,422	3,441	19%	8%
S. Carolina	614	3	145,887	70,028	3,326	4%	-26%
Virginia	734	15	146,001	17,443	3,157	-13%	179%
Mississippi	182	8	96,859	85,327	2,919	-3%	-13%
Alabama	730	0	152,321	64,583	2,501	0%	-21%
Tennessee	2,104	3	192,995	175,143	2,377	13%	-10%
Washington	439	0	86,269	N/A	2,100	17%	27%
Minnesota	1,075	4	96,734	86,252	2,060	36%	-16%
Missouri	1,520	-1	125,026	N/A	2,053	8%	63%

26 - 51

	Today		Total Since 22 Jan			Change from 14d Ago* in 14 day avg of daily new	
	New Confirmed	New Deaths	Total Confirmed	Total Recovered	Total Deaths	Confirmed	Deaths
Colorado	569	1	69,058	64,724	2,041	90%	15%
Nevada	373	3	78,728	2,075	1,585	12%	-11%
Iowa	716	2	86,624	65,838	1,316	19%	-10%
Arkansas	487	23	81,242	72,602	1,308	18%	66%
Wisconsin	2,217	0	115,862	95,513	1,281	93%	-19%
Kentucky	455	3	66,491	11,750	1,157	7%	-26%
Rhode Island	0	0	24,181	2,278	1,107	4%	44%
Oklahoma	823	2	84,333	69,754	1,006	33%	-5%
New Mexico	152	0	28,844	16,211	870	41%	-11%
Kansas	221	0	56,874	2,039	635	16%	35%
Delaware	104	0	20,260	10,557	633	-6%	64%
DC	35	0	15,250	12,037	624	4%	-20%
Oregon	239	1	32,820	5,490	543	25%	-33%
Nebraska	467	1	44,063	32,584	470	42%	-14%
Idaho	205	0	40,501	21,468	460	53%	-20%
Utah	1,068	5	70,615	54,201	453	112%	-23%
New Hampshire	51	0	8,172	7,379	439	8%	-25%
West Virginia	184	2	15,351	11,160	339	2%	36%
North Dakota	344	4	20,724	16,727	231	33%	142%
South Dakota	408	0	21,541	17,533	218	48%	100%
Montana	200	2	12,107	8,779	173	84%	23%
Maine	29	0	5,287	4,567	140	21%	0%
Hawaii	98	1	12,116	10,126	132	-40%	-8%
Vermont	3	0	1,742	1,584	58	-15%	N/A
Alaska	114	4	7,481	3,502	56	16%	71%
Wyoming	168	0	5,633	4,519	50	149%	60%

*Change from 14d ago:
Compares 14d-avgs. of Daily New Cases/Deaths
today with 14d-avgs. from 14d ago

California has the highest number of cumulative confirmed cases in the US,
now reaching over 800K (809,890)

Sorted by Raw Total Deaths

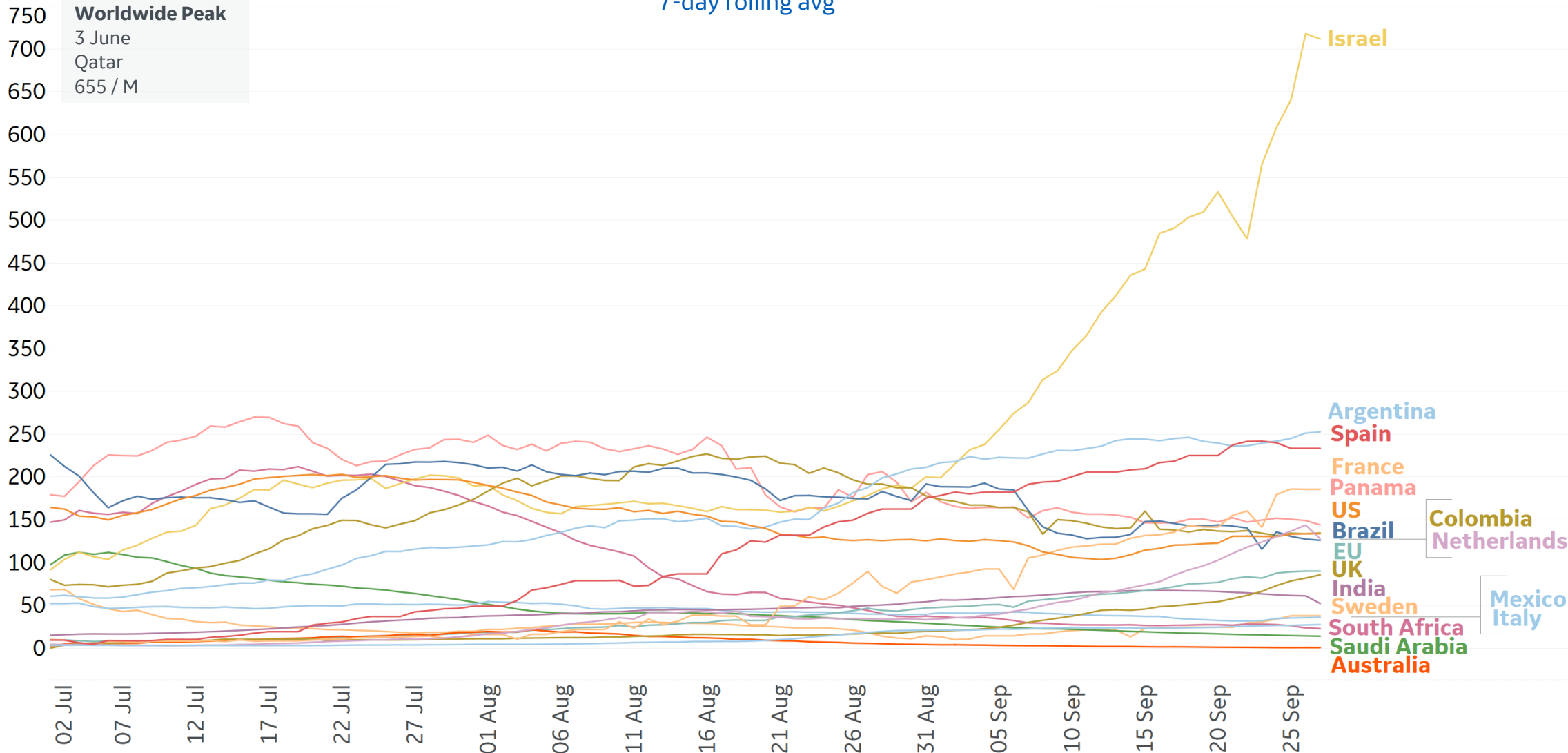
N/As due to states revising and updating case counts



New Confirmed Cases in Select Countries

Updated 28 Sept 2020, 3:30 GMT

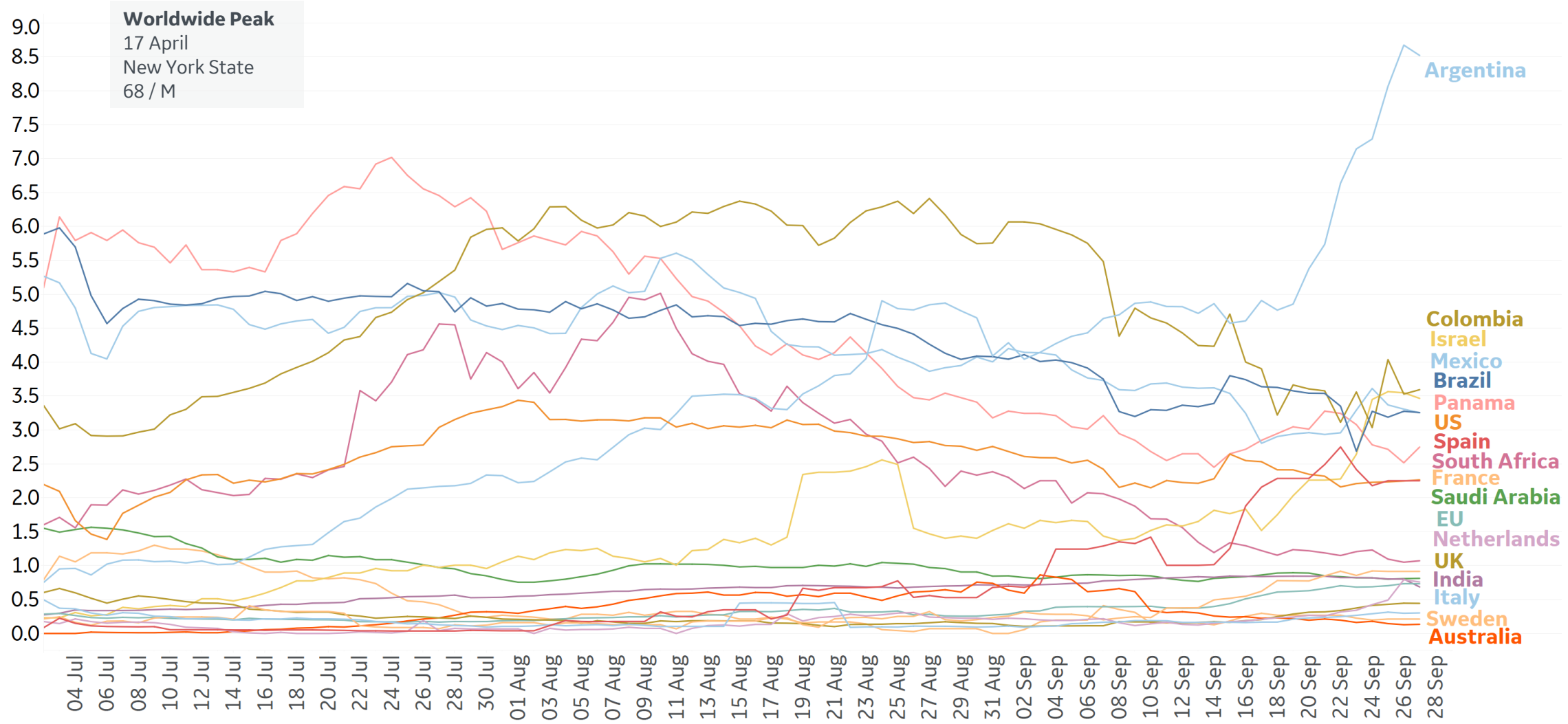
Daily New Confirmed Cases / 1M
7-day rolling avg





New Deaths in Select Countries

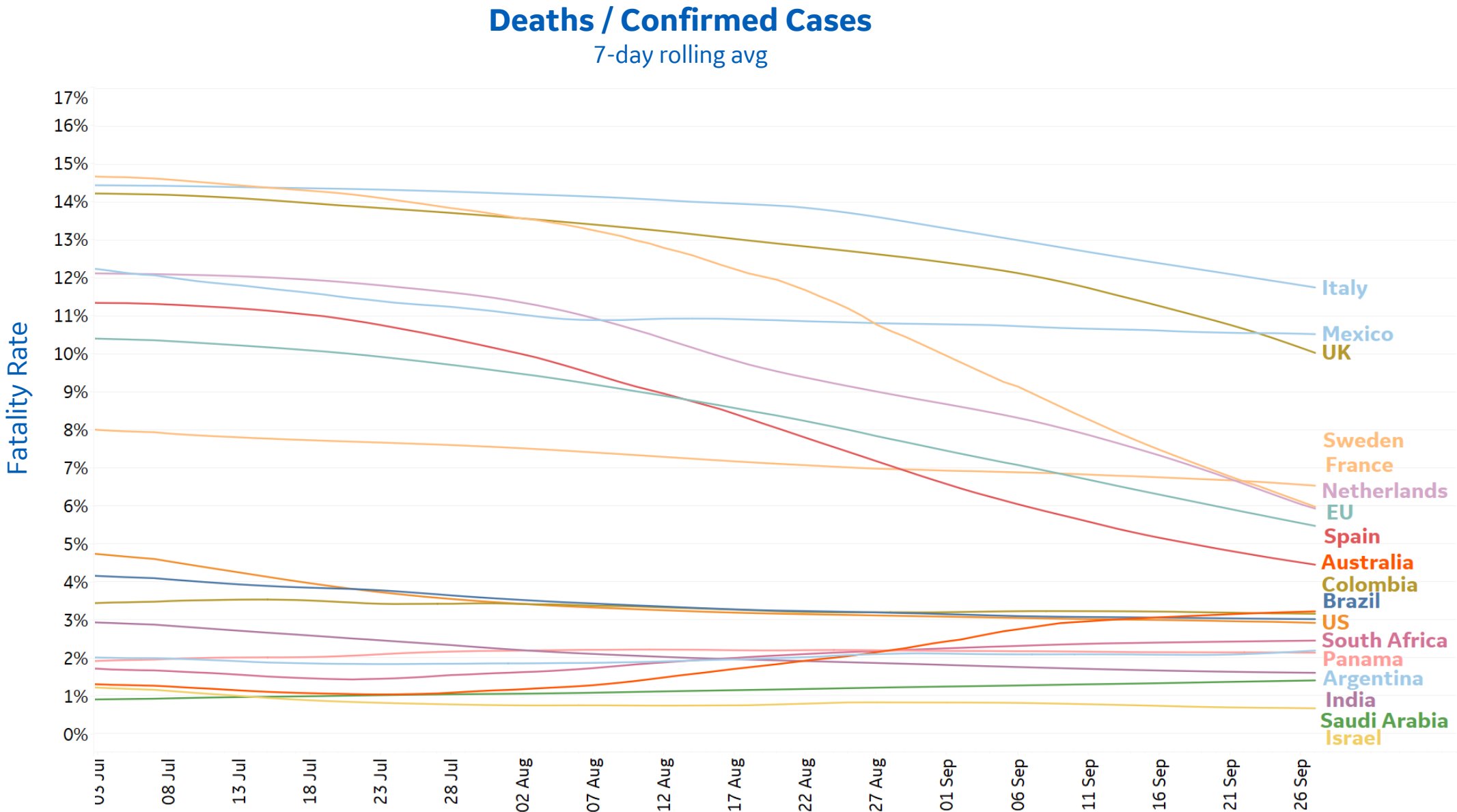
Daily New Deaths / 1M
7-day rolling avg



[illegible]



Fatality Rate in Select Countries

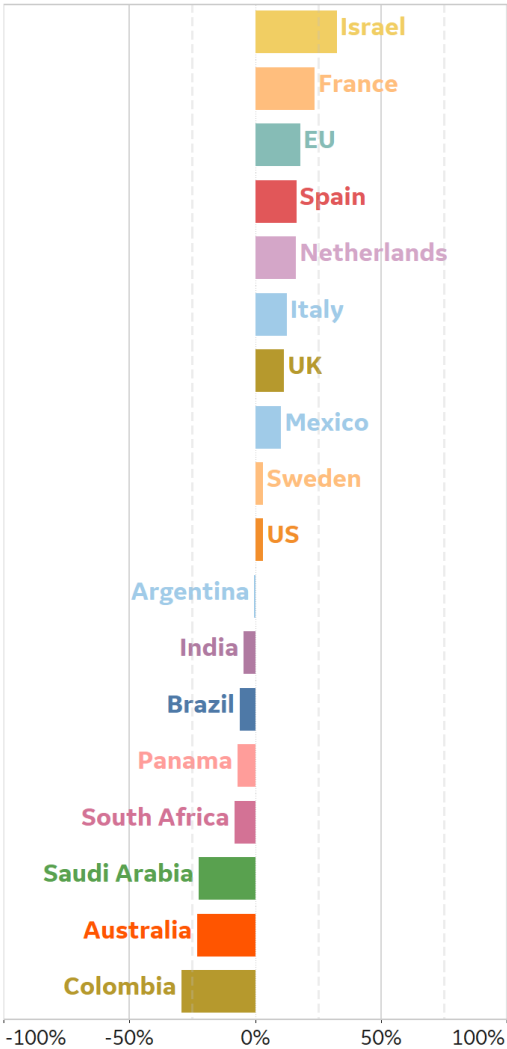




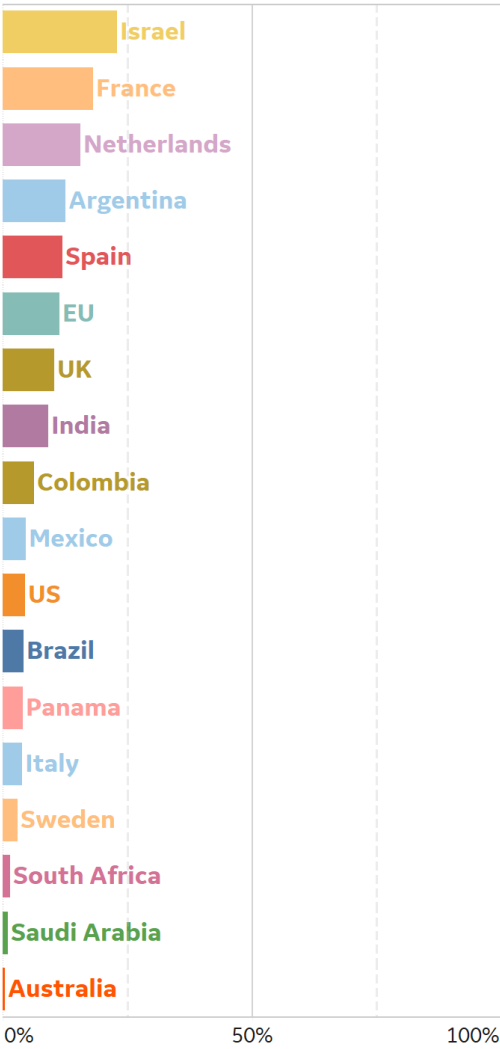
% Change in Case Volume in Select Countries

Over Previous 7 days

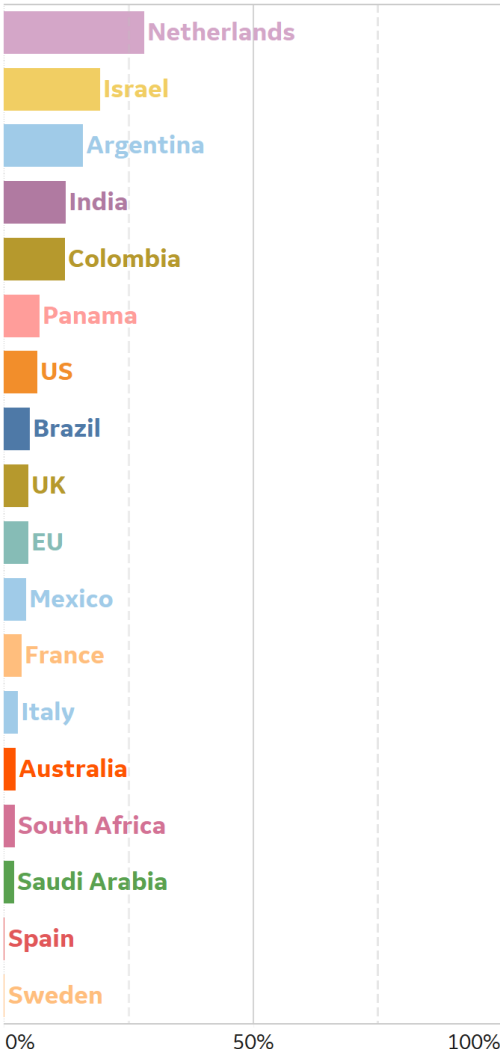
Active Cases



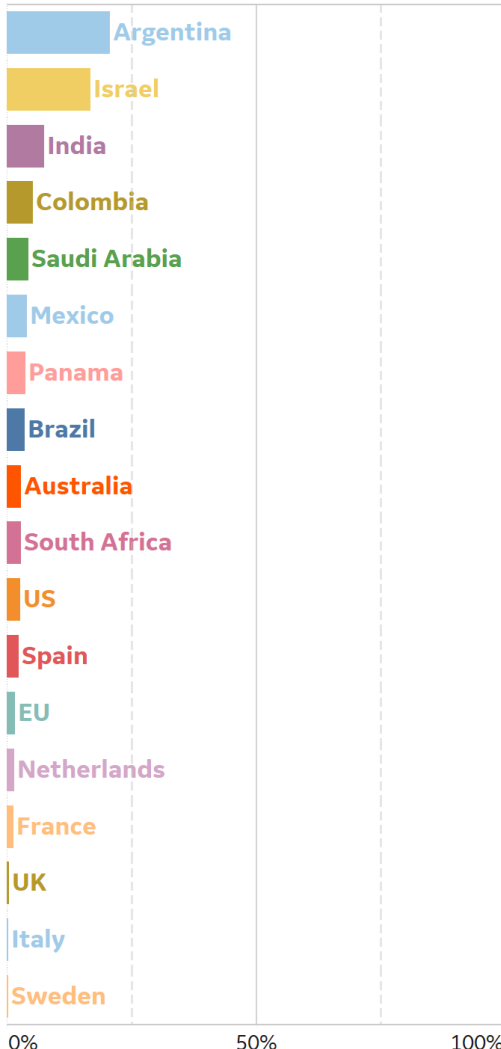
Confirmed Cases



Reported Recoveries



Reported Deaths

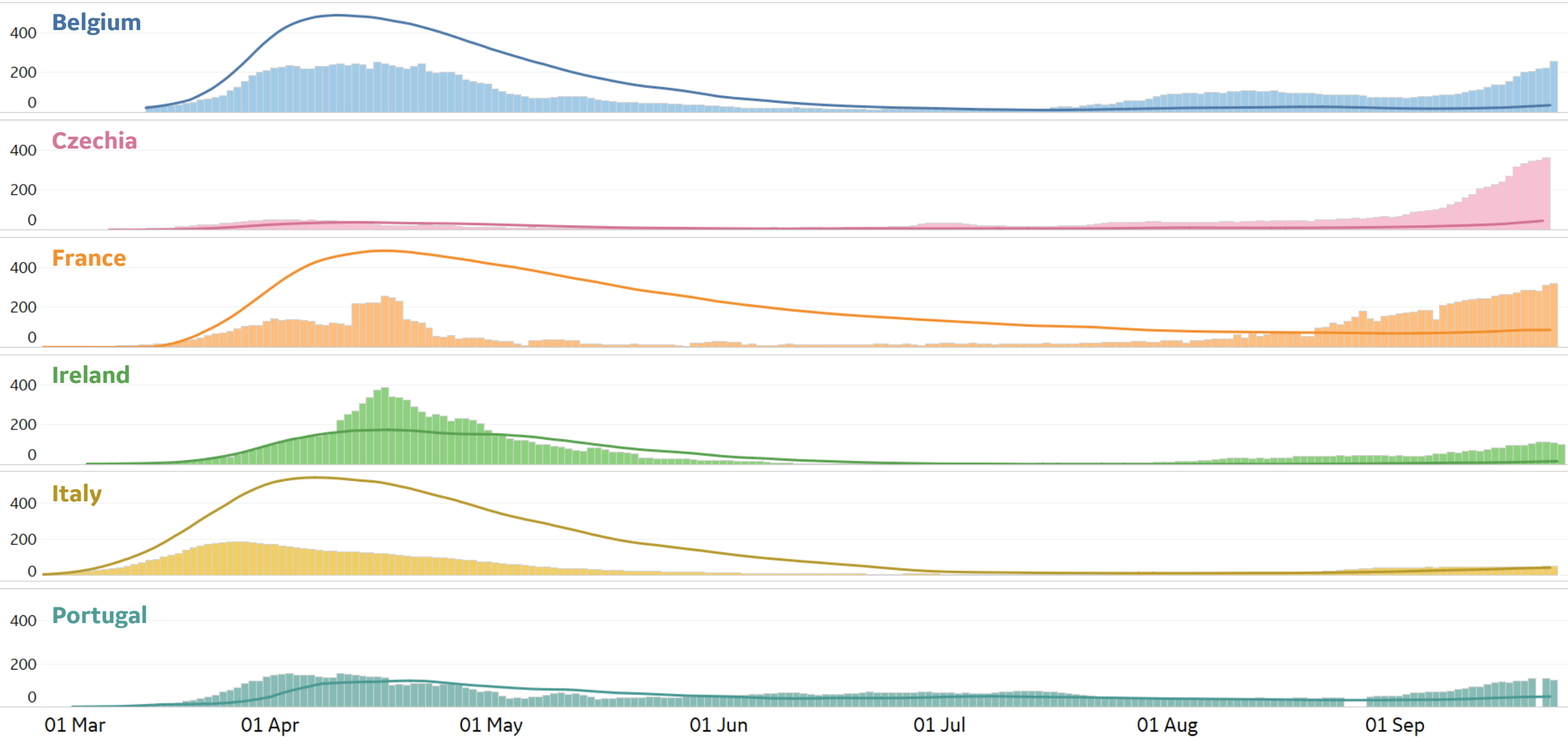




Feature: COVID Hospitalizations, select countries

Daily New Cases / 1M (bars) and Current COVID Hospitalizations / 1M (lines)

Data from European Center for Disease Prevention and Control. Data through 23 Sept.





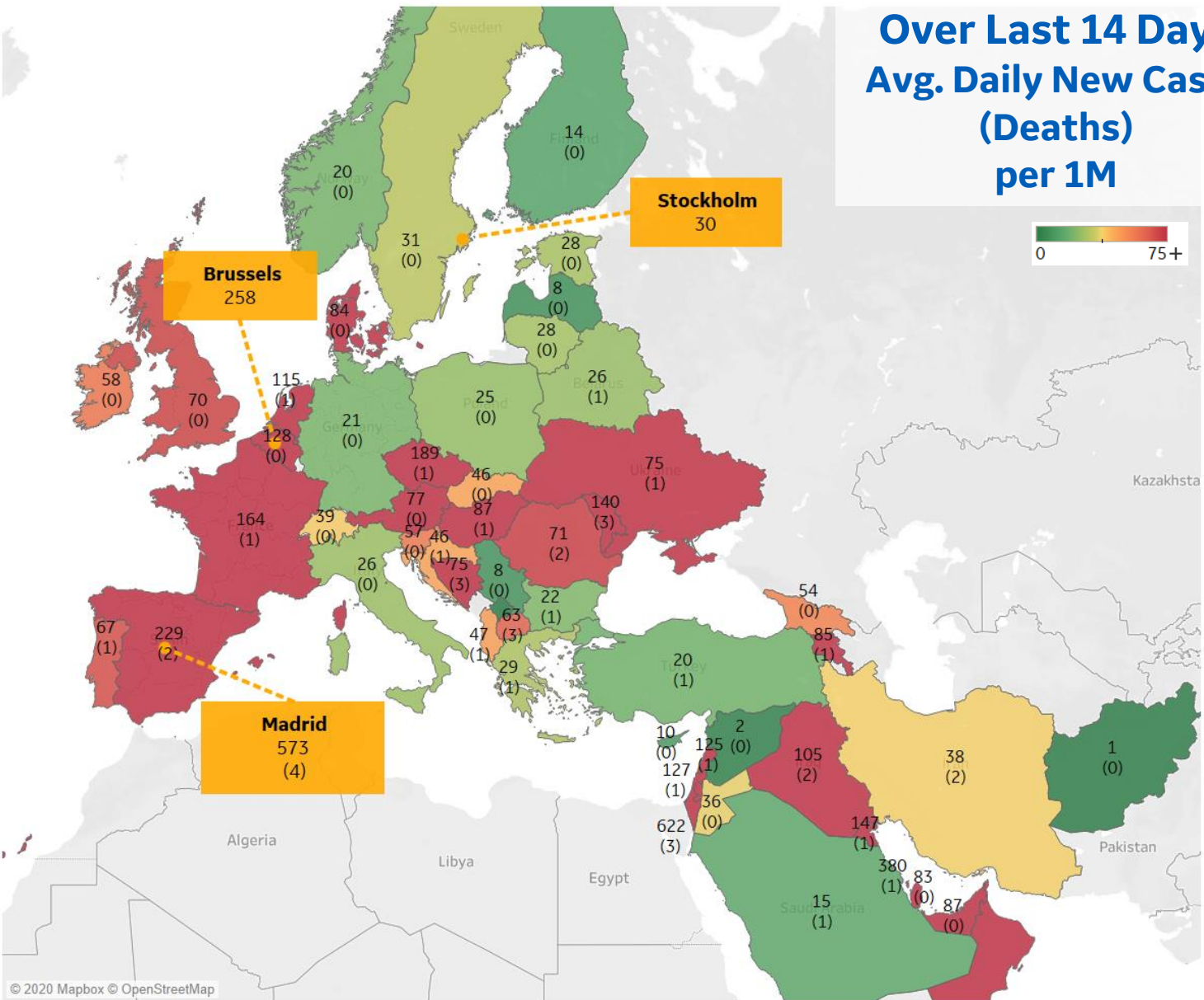
Per 1M in Region

	Today	Change
Active Cases	2,449	+1%
Confirmed	44 new	+1%
Deaths	1 new	+0.2%
Recovered	23 new	+1%

Most Daily New Cases / 1M

Israel	622
Bahrain	380
Spain	229
Czechia	189
France	164
Kuwait	147
Moldova	140
Belgium	128
Lebanon	125
Netherlands	115

* Excludes regions with population < 1M



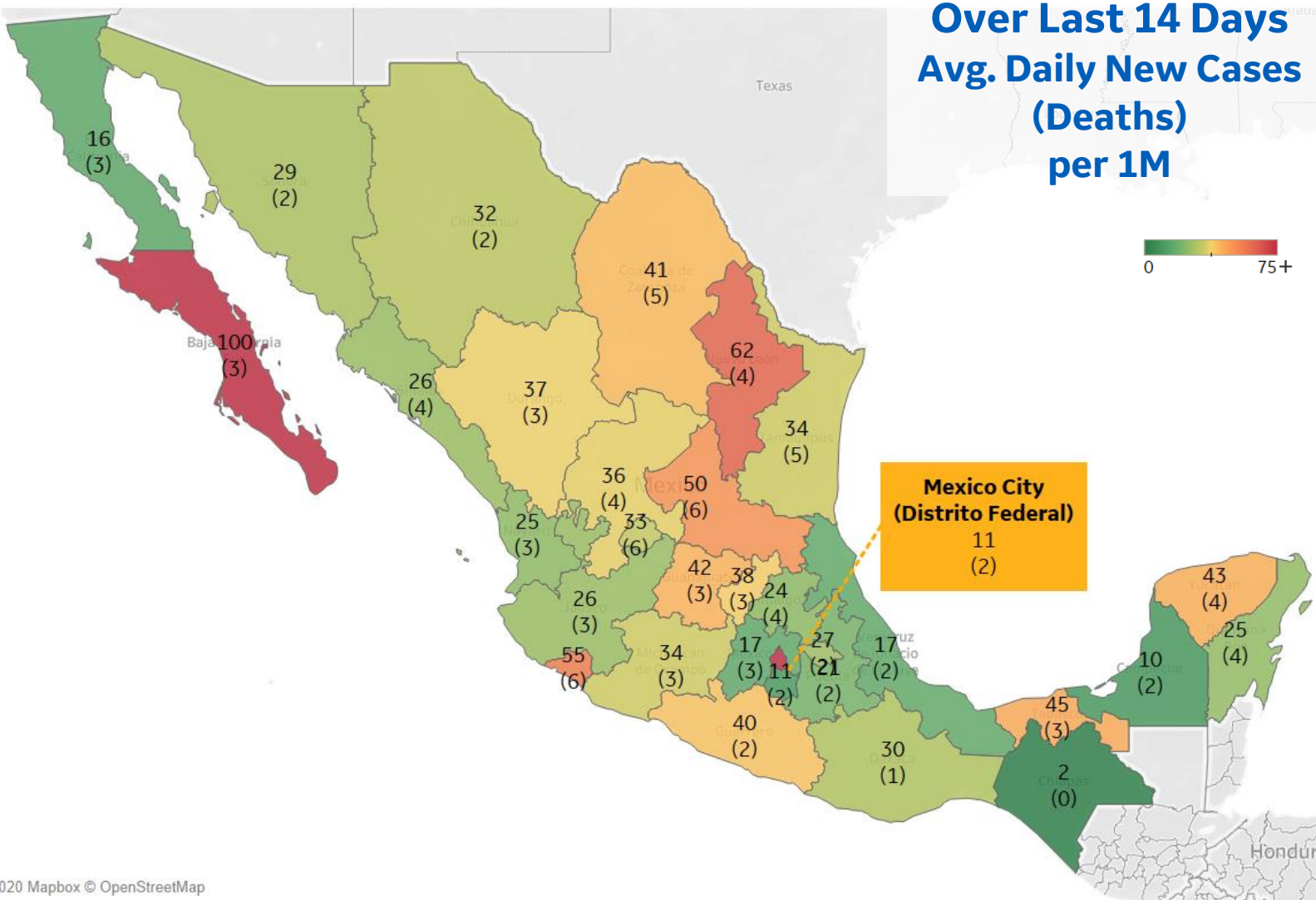


Per 1M in Region

	Today	Change
Active Cases	288	-2%
Confirmed	30 new	+0.5%
Deaths	1 new	+0.2%
Recovered	34 new	+0.7%

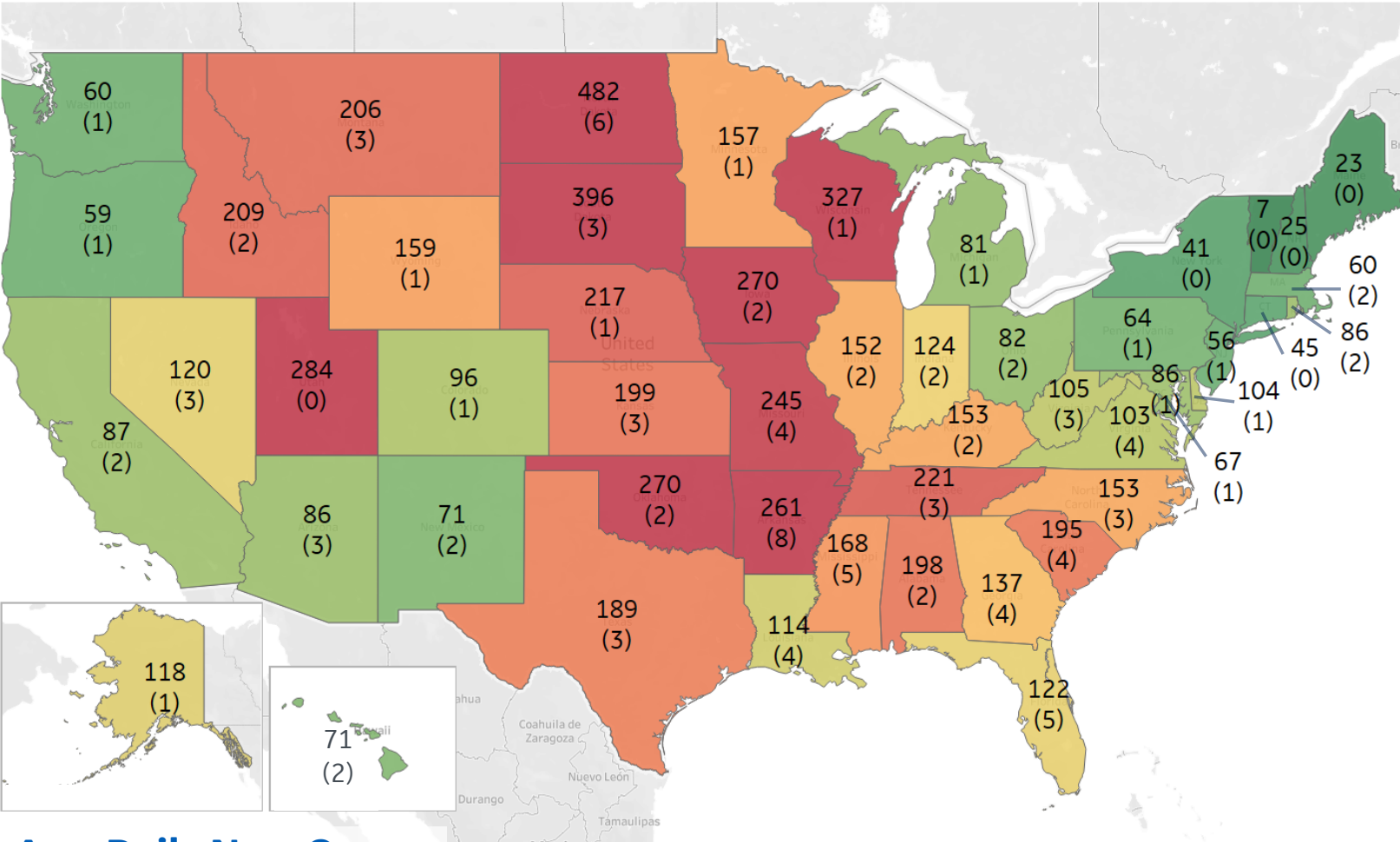
Most Daily New Cases / 1M

Distrito Federal	112
Baja California Sur	100
Nuevo León	62
Colima	55
San Luis Potosí	50
Tabasco	45
Yucatán	43
Guanajuato	42
Coahuila	41
Guerrero	40

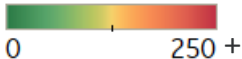




Over Last 14 Days...



**Avg. Daily New Cases
(Deaths)
per 1M**



Note: Scale different from other pages

Top 10 by New Confirmed

Avg New Confirmed Cases / 1M

North Dakota	482
South Dakota	396
Wisconsin	327
Utah	284
Iowa	270
Oklahoma	270
Arkansas	261
Missouri	245
Tennessee	221
Nebraska	217

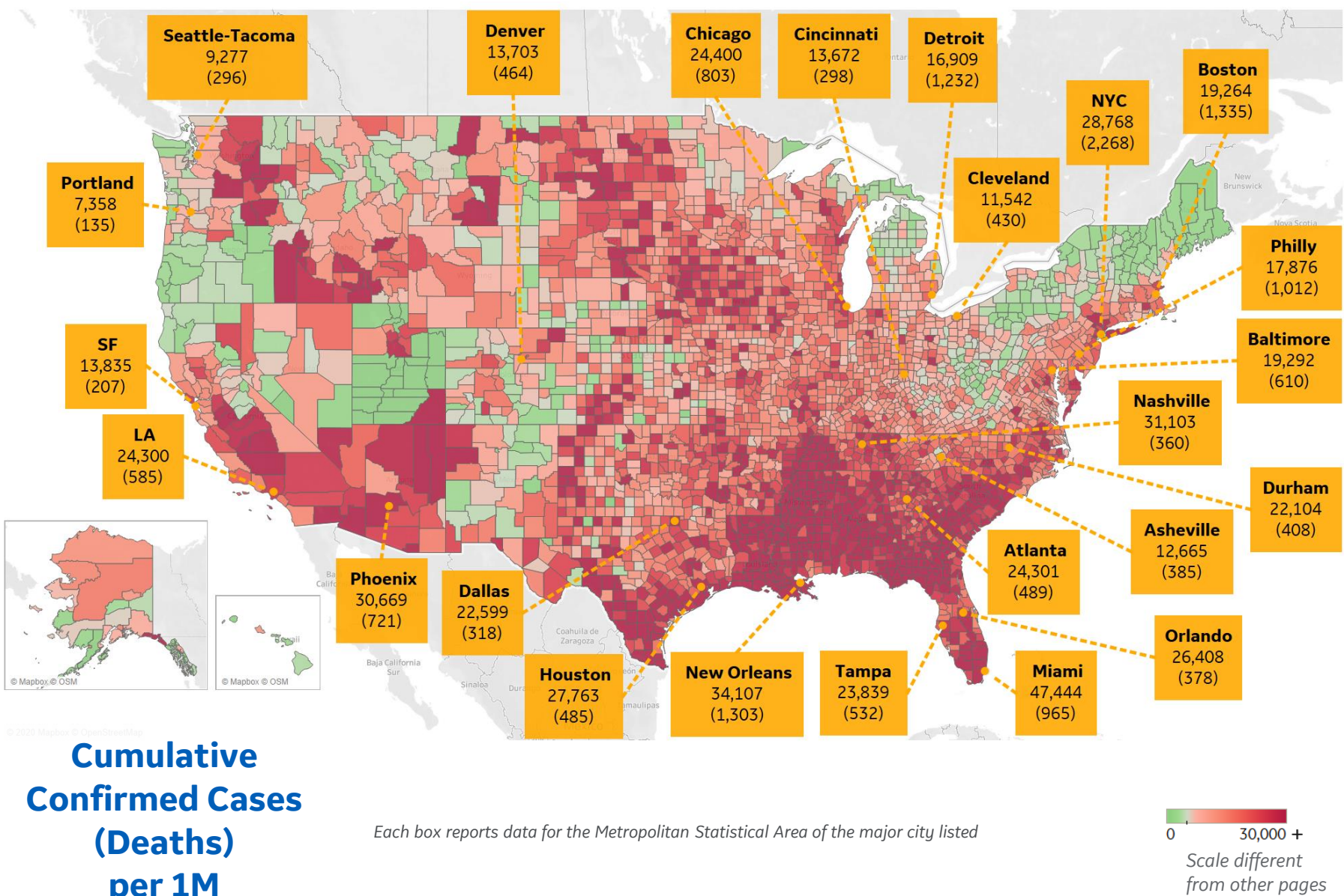
Top 10 by New Deaths

Avg New Deaths / 1M

Arkansas	8
North Dakota	6
Mississippi	5
Florida	5
Georgia	4
Missouri	4
South Carolina	4
Virginia	4
Louisiana	4
Texas	3



US by County & Metro, Cumulative to Date



Top 25 Counties

Cumulative Confirmed Cases / 1M

Miami-Dade County, FL	62,359
Nueces County, TX	56,462
Cameron County, TX	53,639
Webb County, TX	48,704
Rockland County, NY	46,555
Yakima County, WA	45,421
Jefferson Parish, LA	40,532
Westchester County, NY	39,378
Broward County, FL	39,356
Escambia County, FL	38,462
Charleston County, SC	38,446
Davidson County, TN	38,364
Passaic County, NJ	37,870
Richland County, SC	36,680
Lubbock County, TX	36,462
Hidalgo County, TX	36,332
Leon County, FL	35,704
Kern County, CA	35,489
Nassau County, NY	34,374
East Baton Rouge Parish, LA	34,339
Tulare County, CA	34,256
Galveston County, TX	33,916
Brown County, WI	33,632
Osceola County, FL	33,102
Shelby County, TN	33,028

Note: Includes counties ≥ 250K population

* New York City counties aggregated into one reporting area



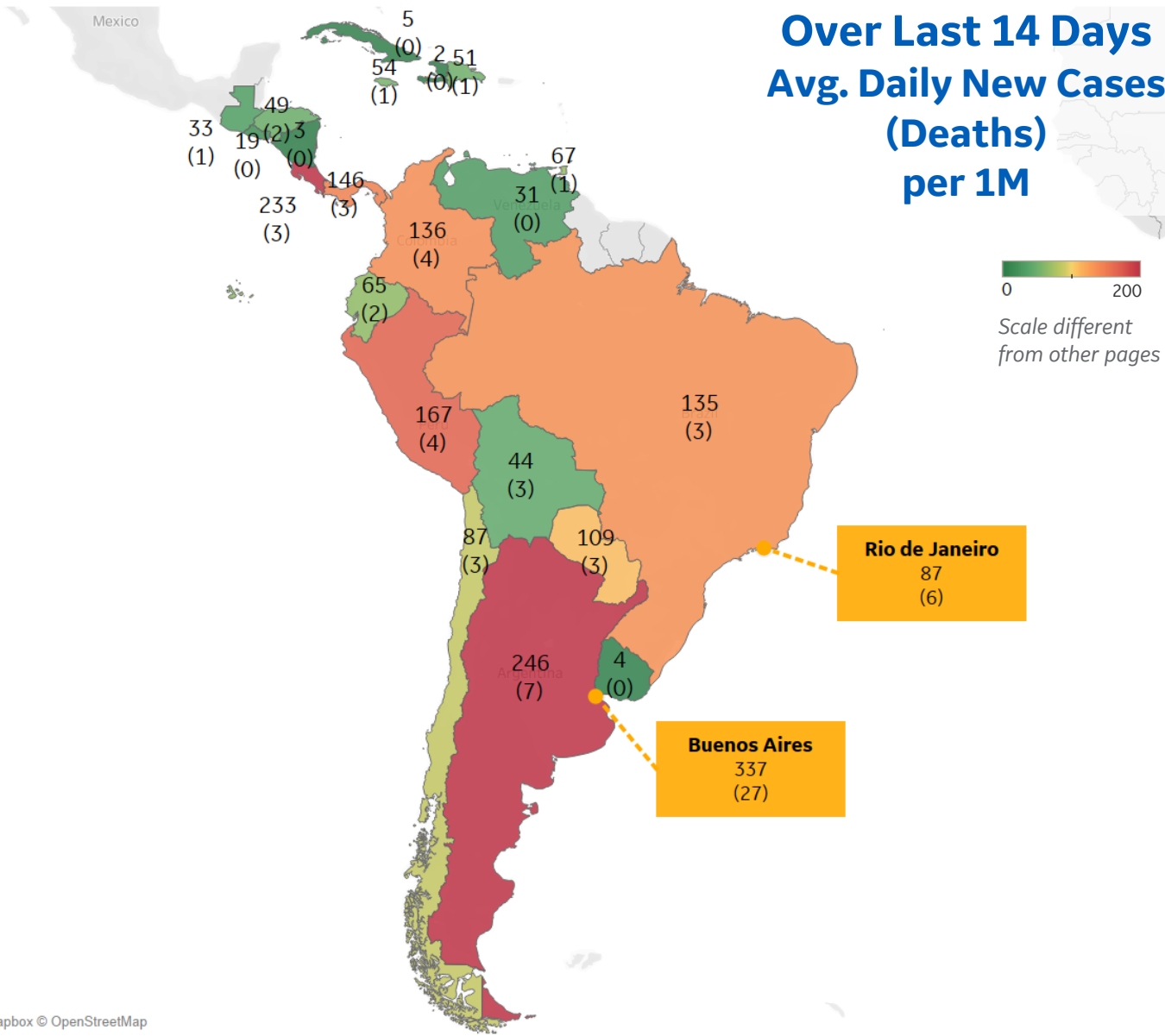
Per 1M in Region

	Today	Change
Active Cases	1,878	-1%
Confirmed	81 new	+0.5%
Deaths	2 new	+0.4%
Recovered	106 new	+1%

Most Daily New Cases / 1M

Argentina	246
Costa Rica	233
Peru	167
Panama	146
Colombia	136
Brazil	135
Paraguay	109
Chile	87
Trinidad and Toba..	67
Ecuador	65

* Excludes regions with population < 1M





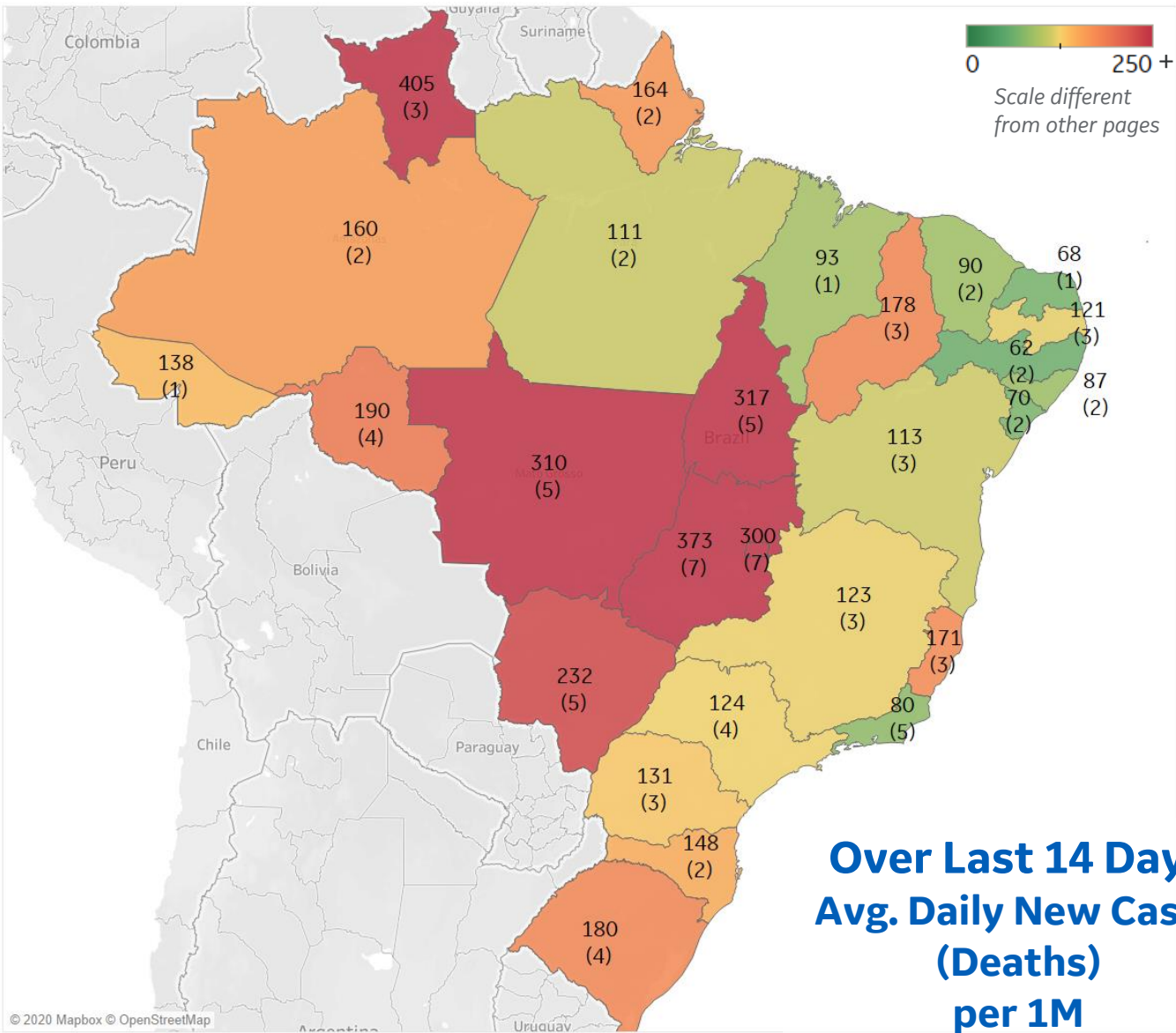
Per 1M in Region

	Today	Change
Active Cases	1,966	-1%
Confirmed	67 new	+0.3%
Deaths	2 new	+0.2%
Recovered	91 new	+0.5%

Most Daily New Cases / 1M

Goiás	373
Tocantins	317
MatoGrosso	310
Distrito Federal	300
MatoGrosso d..	232
Rondônia	190
Rio Grande do ..	180
Piauí	178
Espírito Santo	171
Amazonas	160

* Excludes regions with population < 1M





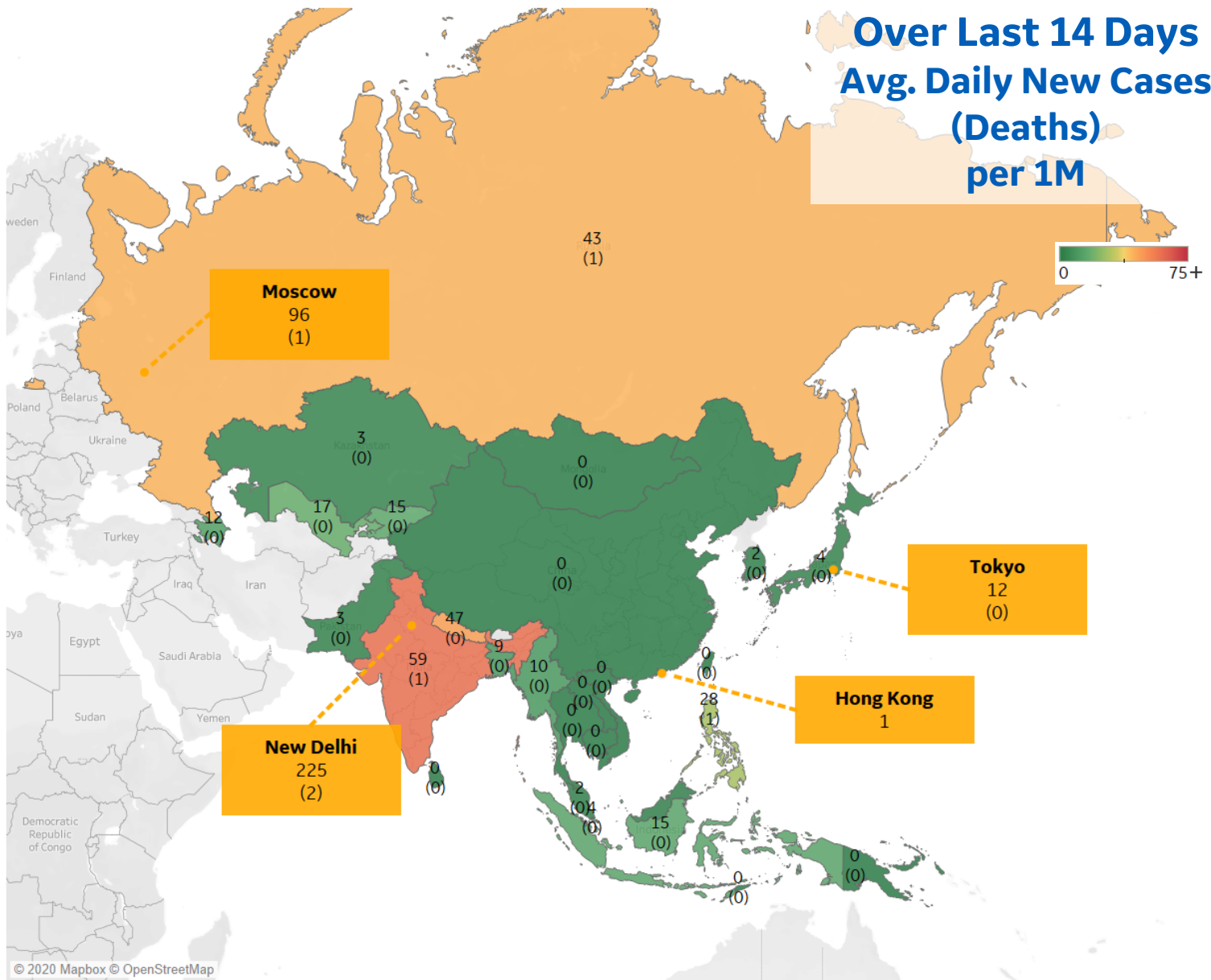
Per 1M in Region

	Today	Change
Active Cases	320	-1%
Confirmed	5 new	+0.2%
Deaths	0.1 new	+0.2%
Recovered	7 new	+0.4%

Most Daily New Cases / 1M

India	59
Nepal	47
Russia	43
Philippines	28
Uzbekistan	17
Kyrgyzstan	15
Indonesia	15
Azerbaijan	12
Myanmar	10
Bangladesh	9

* Excludes regions with population < 1M





Per 1M in Region

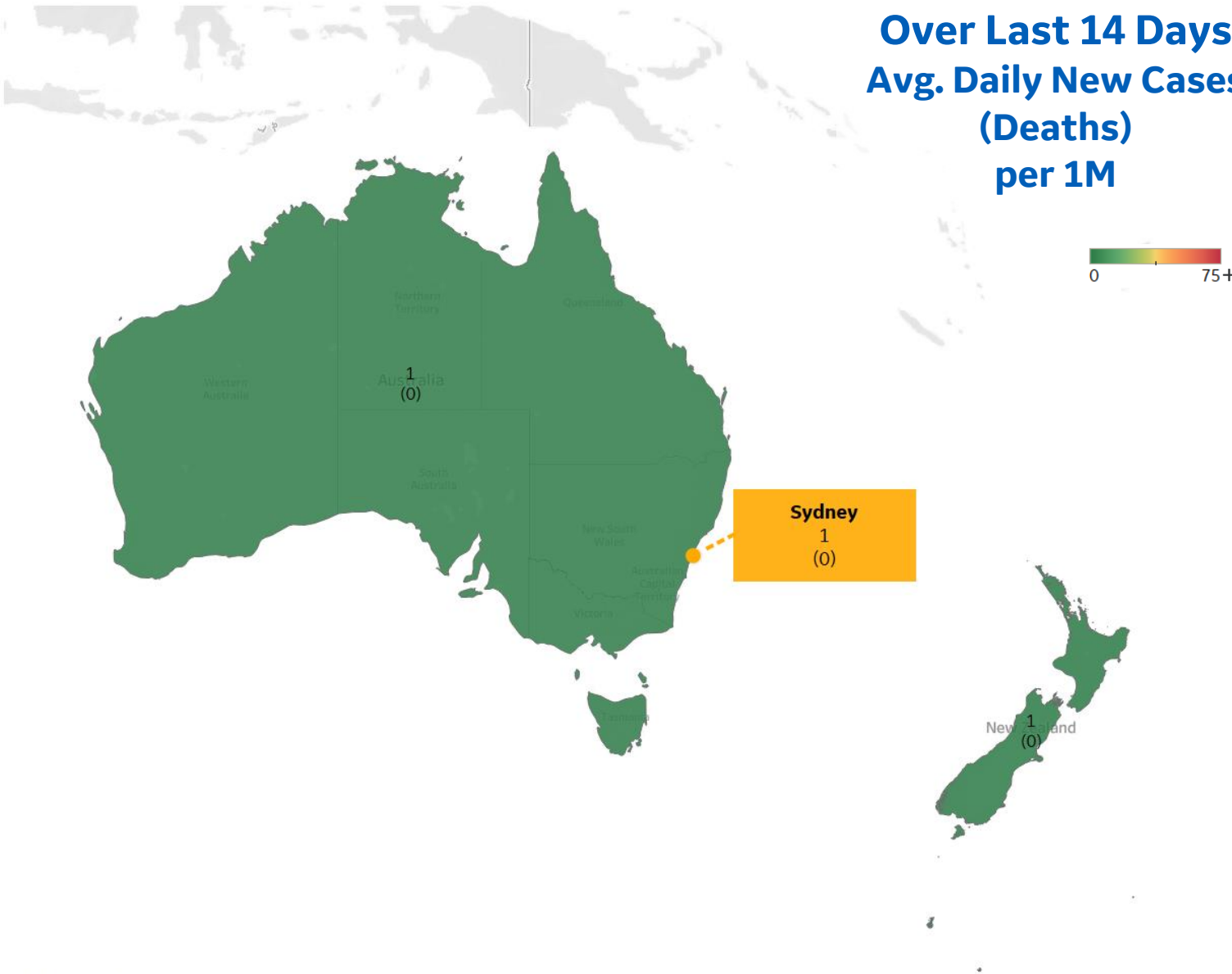
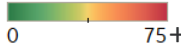
	Today	Change
Active Cases	51	-4%
Confirmed	0.1 new	+0%
Deaths	0.1 new	+0.3%
Recovered	2 new	+0.2%

Most Daily New Cases / 1M

Australia	1
New Zealand	1

* Excludes regions with population < 1M

Over Last 14 Days Avg. Daily New Cases (Deaths) per 1M





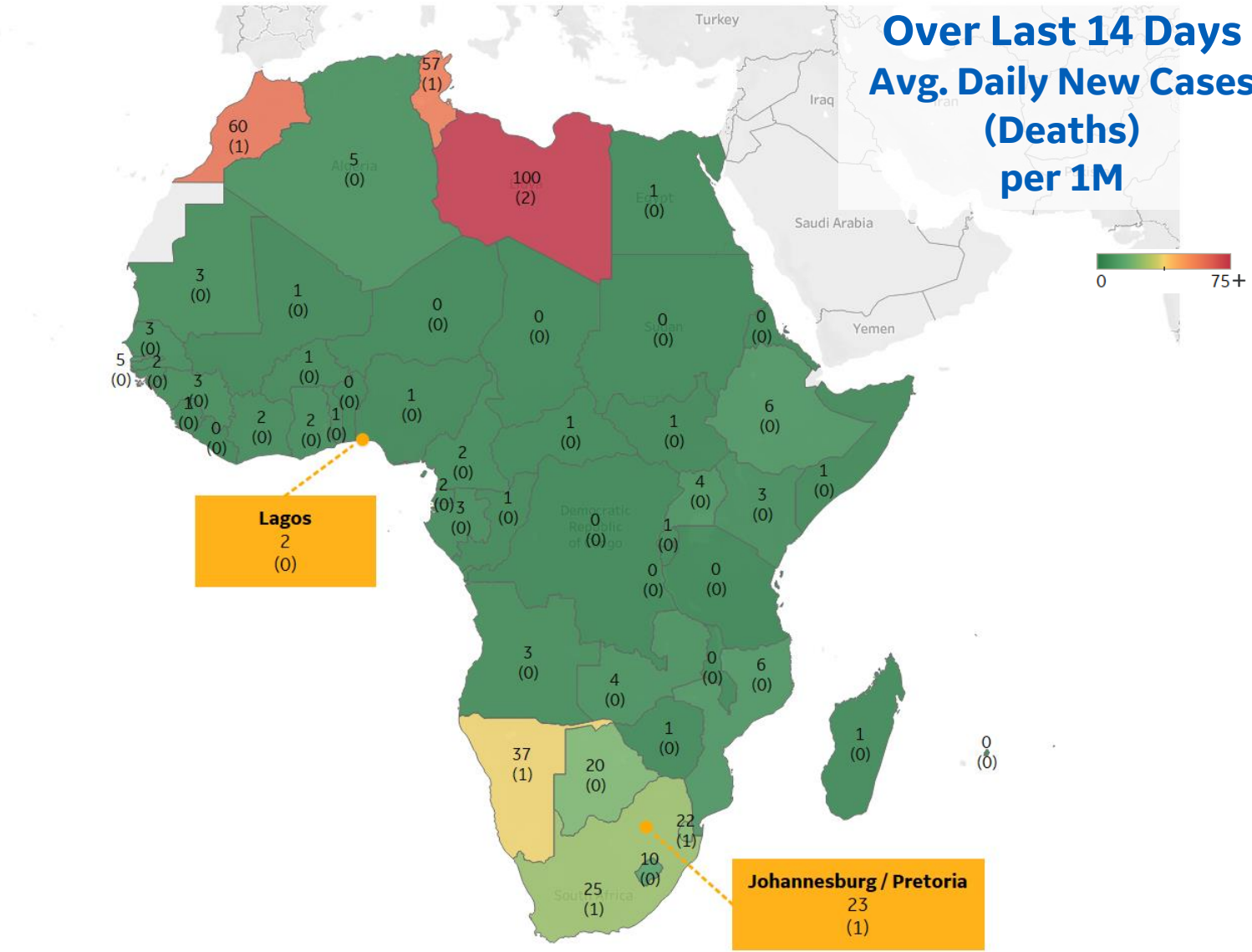
Per 1M in Region

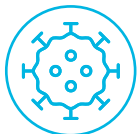
	Today	Change
Active Cases	163	+1%
Confirmed	6 new	+0.6%
Deaths	0.1 new	+0.4%
Recovered	4 new	+0.4%

Most Daily New Cases / 1M

Libya	100
Morocco	60
Tunisia	57
Namibia	37
South Africa	25
Eswatini	22
Botswana	20
Lesotho	10
Mozambique	6
Ethiopia	6

* Excludes regions with population < 1M





Sources



** Per 1M = Per 1 Million Population unless otherwise noted

Johns Hopkins Coronavirus Resource Center:

<https://coronavirus.jhu.edu/map.html>

Worldometer Coronavirus Reporting:

<https://www.worldometers.info/coronavirus/>

Public Health England:

<https://www.gov.uk/government/publications/covid-19-track-coronavirus-cases>

US Department of Homeland Security, Homeland Infrastructure Foundation-Level Data:

<https://hifld-geoplatform.opendata.arcgis.com/datasets/hospitals>

City of New York, NYC Health:

<https://www1.nyc.gov/site/doh/covid/covid-19-data.page>

Chicago Coronavirus Latest Data:

<https://www.chicago.gov/city/en/sites/covid-19/home/latest-data.html>

National Health Commission of the PRC:

<http://www.nhc.gov.cn/xcs/yqtb/202003/bf66696029ba420098164607240074f8.shtml>

Korean Centers for Disease Control and Prevention:

http://www.cdc.go.kr/cdc_eng/

CDC, Severe Outcomes Among Patients with Coronavirus Disease 2019 (COVID-19):

<https://www.cdc.gov/mmwr/volumes/69/wr/mm6912e2.htm>

Italian Department of Civil Protection, COVID Monitoring:

<http://opendatadpc.maps.arcgis.com/apps/opsdashboard/index.html#/b0c68bce2cce478eaac82fe38d4138b1>

The COVID Tracking Project:

<https://covidtracking.com/data/>

UK Office for National Statistics

<https://www.ons.gov.uk/peoplepopulationandcommunity/birthsdeathsandmarriages/deaths/bulletins/deathsregisteredweeklyinenglandandwalesprovisional/weekending24april2020>

COVID-19 Information for Switzerland:

<https://www.corona-data.ch/>

Provincial Health Services Authority of Canada. BC Center for Disease Control:

<http://www.bccdc.ca/about/news-stories/stories/2020/information-on-novel-coronavirus>

Secretary of Health, Mexico:

<https://www.gob.mx/salud/en>

OECD Economic Outlooks, Statistics:

https://www.oecd-ilibrary.org/economics/data/oecd-economic-outlook-statistics-and-projections_eo-data-en

Public Health Authority of Sweden:

<https://www.folkhalsomyndigheten.se/smittskydd-beredskap/utbrott/aktuella-utbrott/covid-19/bekraftade-fall-i-sverige>

National Public Health Agency of France:

<https://www.santepubliquefrance.fr/regions/ile-de-france/documents/bulletin-regional/2020/covid-19-point-epidemiologique-en-ile-de-france-du-23-avril-2020>

Florida Department of Health, COVID-19 Response:

<https://floridahealthcovid19.gov>

CDC:

<https://www.cdc.gov/covid-data-tracker/index.html#demographics>

CDC Provisional COVID19 Deaths Counts

<https://data.cdc.gov/NCHS/Provisional-COVID-19-Death-Counts-by-Sex-Age-and-S/9bhg-hcku>

Johns Hopkins Coronavirus Resource Center:

<https://coronavirus.jhu.edu/map.html>

WHO Europe, Surveillance Report:

<http://www.euro.who.int/en/health-topics/health-emergencies/coronavirus-covid-19/weekly-surveillance-report>

WHO Europe, Principles for Transition:

<http://www.euro.who.int/en/media-centre/sections/statements/2020/statement-transition-to-a-new-normal-during-the-covid-19-pandemic-must-be-guided-by-public-health-principles>

ECDC Hospitalizations:

<https://www.ecdc.europa.eu/en/publications-data/download-data-hospital-and-icu-admission-rates-and-current-occupancy-covid-19>