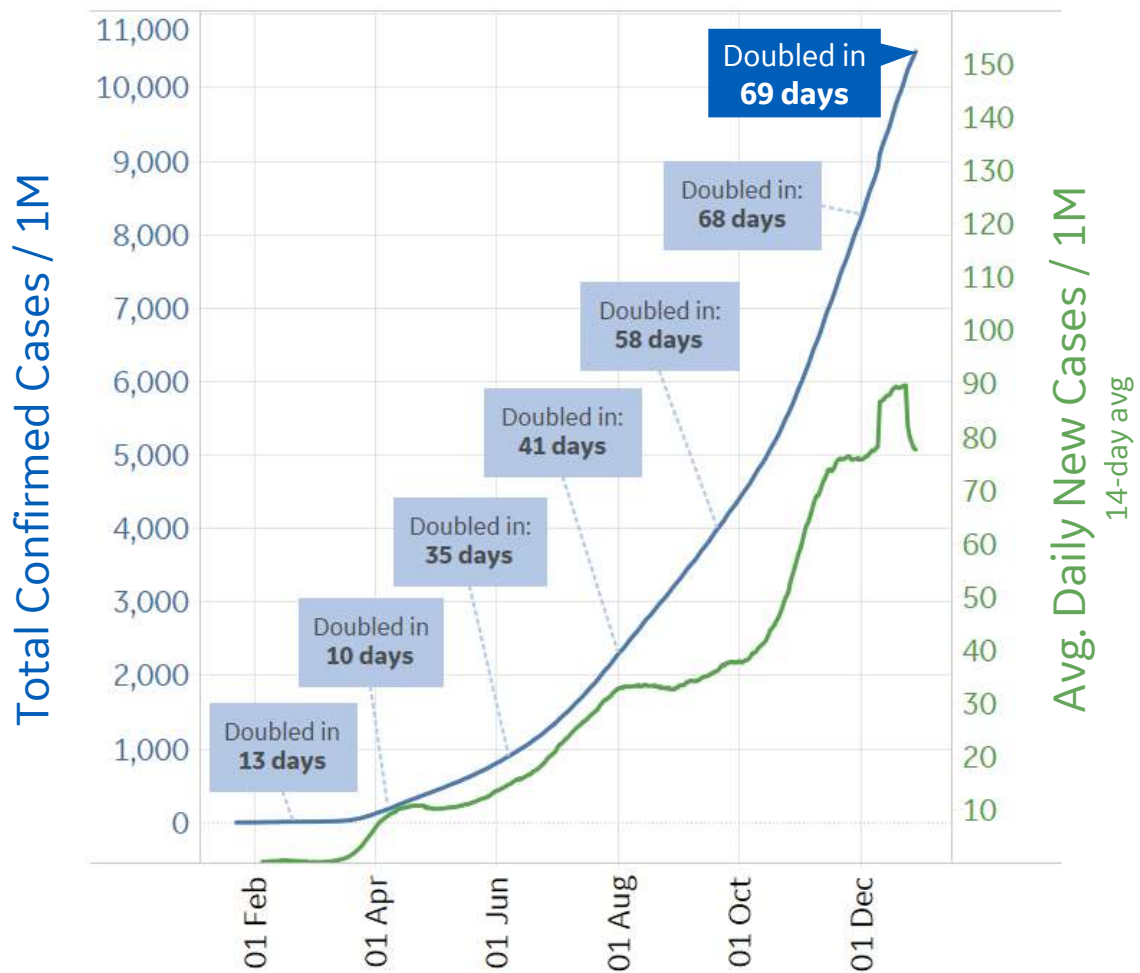




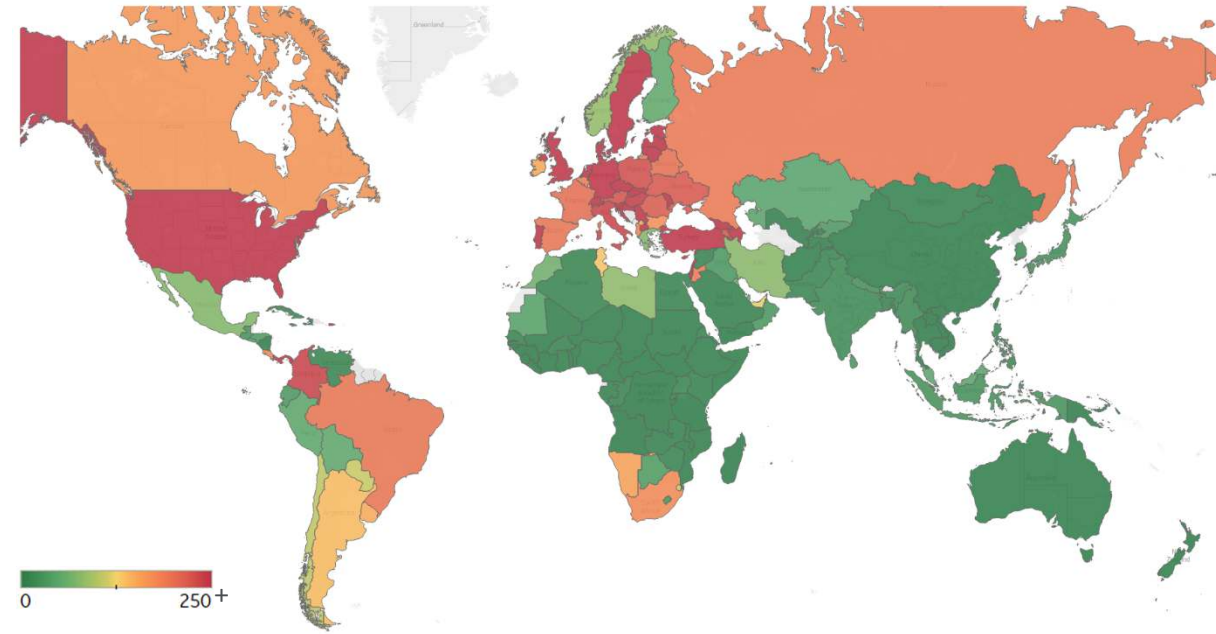
Global Confirmed & Active Cases

Trend since 22 Jan



Avg. Daily New Cases / 1M

Over the last 14 days



| Per 1M: | New Today | Change from 30 days ago |
|-------------------------|----------------|-------------------------|
| Active | 24 | +59% |
| Confirmed | 63 | +30% |
| Deaths | 1 | +22% |
| Recovered | 38 | +15% |
| | To Date | Last 30 Days |
| Worldwide Survival Rate | 97.8% | 98.3% |

Worldwide Survival Rate = (Confirmed - Deaths) / (Confirmed) in a given time period

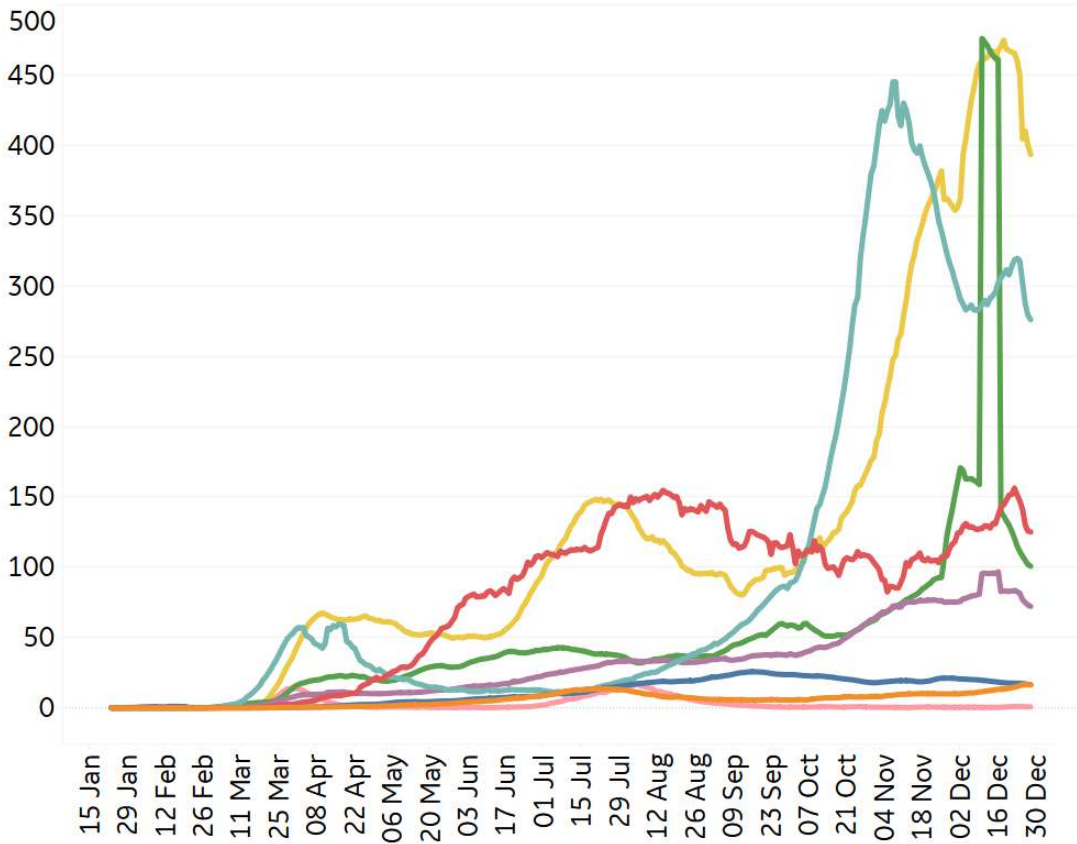


New Confirmed Cases & New Deaths

Key **World** **North America** **Europe** **Middle East** **Cent & South America** **Asia** **Africa** **Oceania**

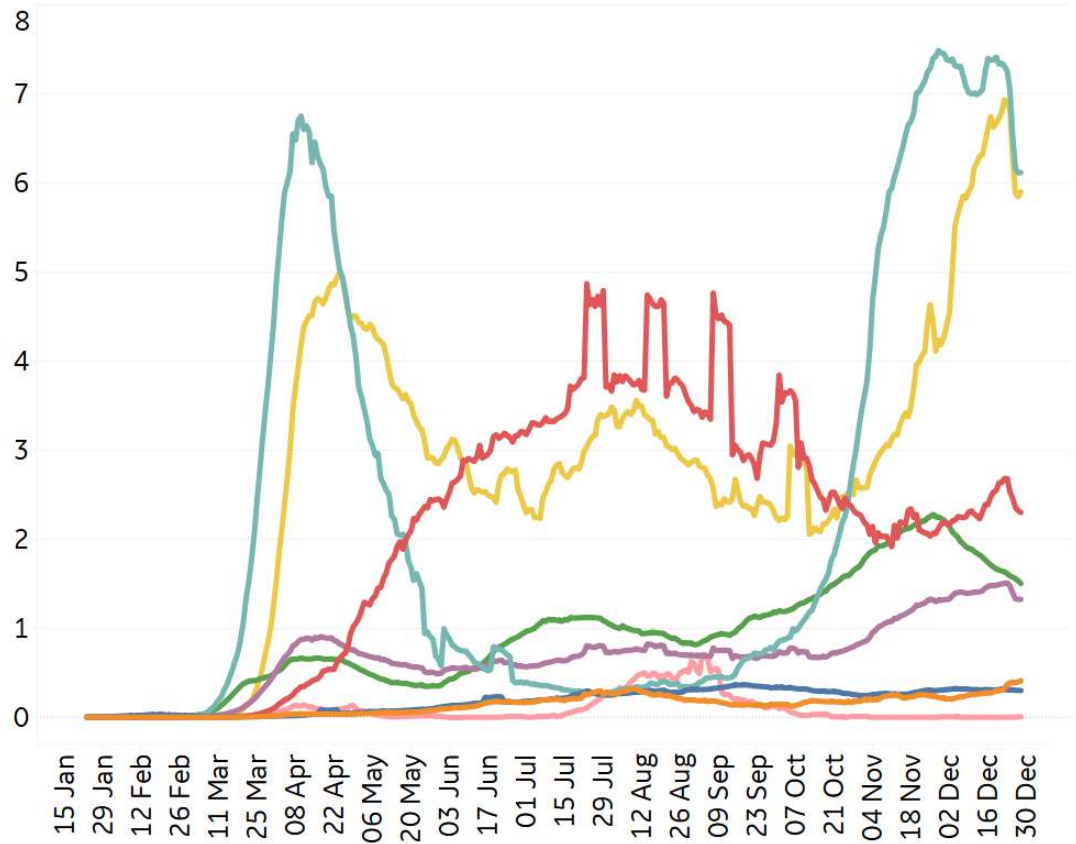
New Confirmed Cases / 1M

7-day rolling average

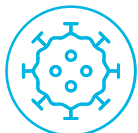


New Deaths / 1M

7-day rolling average



*Large jump in Middle East confirmed cases due to batched reporting of 823,225 new cases in **Turkey** on 10 Dec



Top 50 Countries: Per 1M



1 - 25

| | Average over last 7 days | | Total Since 22 Jan | | | Change from 14d Ago in 14 day avg of daily new | |
|----------------|--------------------------|------------|--------------------|-----------------|--------------|--|--------|
| | New Confirmed | New Deaths | Total Confirmed | Total Recovered | Total Deaths | Confirmed | Deaths |
| Belgium | 158 | 7 | 55,199 | N/A** | 1,660 | -4% | -16% |
| Slovenia | 621 | 15 | 55,474 | 45,307 | 1,248 | -11% | -27% |
| Bos. and Herz. | 161 | 10 | 33,501 | 23,202 | 1,202 | -38% | -22% |
| Italy | 218 | 7 | 34,010 | 23,299 | 1,197 | -21% | -22% |
| North Macedo.. | 231 | 10 | 39,265 | 28,631 | 1,179 | -34% | -20% |
| Peru | 44 | 2 | 30,561 | 28,734 | 1,137 | 1% | 6% |
| Spain | 184 | 3 | 40,197 | 3,216 | 1,072 | 23% | -28% |
| UK | 541 | 7 | 34,421 | N/A** | 1,049 | 92% | 13% |
| Bulgaria | 115 | 10 | 28,503 | 16,188 | 1,044 | -54% | -22% |
| Czechia | 625 | 10 | 62,970 | 52,857 | 1,041 | 61% | 17% |
| US | 547 | 7 | 58,312 | N/A** | 1,012 | -5% | 4% |
| France | 184 | 5 | 40,133 | 3,013 | 969 | 16% | -13% |
| Argentina | 137 | 3 | 35,192 | 31,301 | 948 | 11% | -21% |
| Hungary | 171 | 13 | 32,780 | 13,907 | 948 | -51% | -12% |
| Armenia | 187 | 6 | 53,302 | 47,136 | 936 | -32% | -20% |
| Croatia | 331 | 17 | 49,996 | 47,128 | 911 | -43% | 13% |
| Panama | 651 | 10 | 54,164 | 43,467 | 902 | 36% | 68% |
| Brazil | 162 | 3 | 35,307 | 31,581 | 901 | -2% | 12% |
| Chile | 105 | 2 | 31,493 | 29,905 | 860 | 28% | -2% |
| Switzerland | 401 | 10 | 50,642 | 36,697 | 851 | -7% | -10% |
| Colombia | 241 | 5 | 31,520 | 28,871 | 833 | 44% | 31% |
| Sweden | 409 | 4 | 39,216 | N/A** | 820 | -1% | -8% |
| EU | 243 | 6 | 33,780 | 15,482 | 804 | -2% | -7% |
| Romania | 183 | 6 | 32,147 | 28,244 | 797 | -30% | -15% |
| Moldova | 213 | 5 | 35,182 | 31,684 | 721 | -26% | 6% |

26 - 50

| | Average over last 7 days | | Total Since 22 Jan | | | Change from 14d Ago in 14 day avg of daily new | |
|----------------|--------------------------|------------|--------------------|-----------------|--------------|--|--------|
| | New Confirmed | New Deaths | Total Confirmed | Total Recovered | Total Deaths | Confirmed | Deaths |
| Poland | 203 | 6 | 33,319 | 26,564 | 717 | -20% | -28% |
| Kosovo | 126 | 4 | 27,530 | 21,661 | 714 | -47% | -39% |
| Austria | 208 | 8 | 39,248 | 36,282 | 659 | -33% | 4% |
| Portugal | 286 | 7 | 38,901 | 31,548 | 655 | -14% | -10% |
| Netherlands | 583 | 4 | 45,607 | 534 | 650 | 49% | 35% |
| Georgia | 454 | 10 | 55,687 | 51,718 | 606 | -44% | 1% |
| Lithuania | 938 | 12 | 48,624 | 22,811 | 466 | 11% | 39% |
| Ukraine | 204 | 4 | 24,262 | 15,792 | 424 | -22% | -10% |
| Costa Rica | 165 | 3 | 32,540 | 25,576 | 421 | -7% | -1% |
| Israel | 479 | 2 | 47,055 | 42,345 | 376 | 114% | 91% |
| Russia | 193 | 4 | 20,882 | 16,764 | 374 | 3% | 5% |
| Jordan | 172 | 2 | 28,398 | 25,880 | 370 | -37% | -43% |
| Serbia | 407 | 6 | 37,611 | N/A** | 352 | -40% | -11% |
| Slovakia | 407 | 7 | 30,788 | 22,055 | 344 | 26% | 84% |
| Oman | 18 | 0 | 25,176 | 23,730 | 293 | -27% | -53% |
| West Bank an.. | 324 | 5 | 29,395 | 24,278 | 292 | -9% | 24% |
| Azerbaijan | 168 | 4 | 21,253 | 16,966 | 250 | -37% | 0% |
| Turkey | 202 | 3 | 25,644 | 24,158 | 239 | -76% | 20% |
| Kuwait | 55 | 0 | 35,091 | 34,143 | 218 | -11% | -38% |
| Denmark | 450 | 4 | 27,008 | 19,922 | 208 | 31% | 125% |
| Lebanon | 283 | 2 | 25,320 | 18,202 | 206 | 28% | 4% |
| Bahrain | 125 | 0 | 54,029 | 52,682 | 206 | 15% | -57% |
| Qatar | 53 | 0 | 49,712 | 48,946 | 85 | -8% | -25% |
| UAE | 119 | 0 | 20,511 | 18,192 | 67 | -2% | -9% |
| Total World | 72 | 1 | 10,492 | 5,937 | 229 | -12% | 0% |

*Change from 14d ago:
Compares 14d-avgs. of Daily New Cases/Deaths today with 14d-avgs. from 14d ago

In the last week, **Lithuania** had the largest percentage increase in both cases and deaths per 1M (+16% increase in cases, +22% increase in deaths)

Sorted by Total Deaths / 1M
Top 50 countries selected by Cases / 1M
Excluded countries with population < 1M

N/A** due to inconsistent reporting of Recovered Cases



Top 50 Countries: Raw Volume

Updated 29 Dec 2020, 3:30 GMT

4

1 - 25

| | Average over last 7 days | | Total Since 22 Jan | | | Change from 14d Ago in 14 day avg of daily new | |
|--------------|--------------------------|------------|--------------------|-----------------|--------------|--|--------|
| | New Confirmed | New Deaths | Total Confirmed | Total Recovered | Total Deaths | Confirmed | Deaths |
| EU | 108,373 | 2,760 | 15,040,608 | 6,893,279 | 357,888 | -2% | -7% |
| US | 180,905 | 2,210 | 19,301,543 | N/A** | 334,836 | -5% | 4% |
| Brazil | 34,459 | 611 | 7,504,833 | 6,712,757 | 191,570 | -2% | 12% |
| India | 21,312 | 292 | 10,224,303 | 9,807,569 | 148,153 | -28% | -27% |
| Mexico | 9,074 | 608 | 1,389,430 | 1,048,539 | 122,855 | -6% | 2% |
| Italy | 13,175 | 451 | 2,056,277 | 1,408,686 | 72,370 | -21% | -22% |
| UK | 36,716 | 500 | 2,336,688 | N/A** | 71,217 | 92% | 13% |
| France | 11,986 | 317 | 2,619,616 | 196,642 | 63,235 | 16% | -13% |
| Iran | 5,977 | 143 | 1,206,373 | 960,751 | 54,814 | -41% | -44% |
| Russia | 28,185 | 548 | 3,047,335 | 2,446,412 | 54,559 | 3% | 5% |
| Spain | 8,595 | 123 | 1,879,413 | 150,376 | 50,122 | 23% | -28% |
| Argentina | 6,196 | 124 | 1,590,513 | 1,414,680 | 42,868 | 11% | -21% |
| Colombia | 12,249 | 242 | 1,603,807 | 1,469,041 | 42,374 | 44% | 31% |
| Peru | 1,449 | 53 | 1,007,657 | 947,427 | 37,474 | 1% | 6% |
| Germany | 19,775 | 576 | 1,672,643 | 1,294,932 | 31,145 | 10% | 43% |
| Poland | 7,668 | 239 | 1,261,010 | 1,005,376 | 27,147 | -20% | -28% |
| South Africa | 11,594 | 309 | 1,011,871 | 849,974 | 27,071 | 91% | 89% |
| Indonesia | 6,777 | 195 | 719,219 | 589,978 | 21,452 | 14% | 24% |
| Turkey | 17,010 | 255 | 2,162,775 | 2,037,433 | 20,135 | -76% | 20% |
| Belgium | 1,832 | 77 | 639,734 | N/A** | 19,234 | -4% | -16% |
| Ukraine | 8,914 | 180 | 1,061,074 | 690,626 | 18,555 | -22% | -10% |
| Chile | 2,005 | 35 | 602,028 | 571,674 | 16,443 | 28% | -2% |
| Romania | 3,521 | 122 | 618,429 | 543,341 | 15,334 | -30% | -15% |
| Canada | 5,899 | 118 | 560,618 | 473,200 | 15,169 | -4% | 12% |
| Ecuador | 490 | 6 | 209,758 | 184,507 | 13,994 | -20% | -71% |

26 - 50

| | Average over last 7 days | | Total Since 22 Jan | | | Change from 14d Ago in 14 day avg of daily new | |
|--------------|--------------------------|------------|--------------------|-----------------|--------------|--|--------|
| | New Confirmed | New Deaths | Total Confirmed | Total Recovered | Total Deaths | Confirmed | Deaths |
| Iraq | 1,026 | 12 | 592,528 | 533,314 | 12,791 | -29% | -46% |
| Czechia | 6,688 | 106 | 674,340 | 566,048 | 11,152 | 61% | 17% |
| Netherlands | 9,990 | 76 | 781,467 | 9,150 | 11,135 | 49% | 35% |
| Pakistan | 2,059 | 74 | 475,085 | 425,494 | 9,992 | -26% | 34% |
| Hungary | 1,648 | 126 | 316,669 | 134,344 | 9,161 | -51% | -12% |
| Philippines | 1,306 | 24 | 470,650 | 438,780 | 9,124 | 4% | 1% |
| Sweden | 4,133 | 41 | 396,048 | N/A** | 8,279 | -1% | -8% |
| Bangladesh | 1,128 | 24 | 510,080 | 453,318 | 7,479 | -35% | -12% |
| Switzerland | 3,470 | 83 | 438,284 | 317,600 | 7,362 | -7% | -10% |
| Morocco | 2,147 | 39 | 433,029 | 399,575 | 7,272 | -28% | -25% |
| Portugal | 2,921 | 69 | 396,666 | 321,682 | 6,677 | -14% | -10% |
| Saudi Arabia | 166 | 9 | 362,339 | 353,353 | 6,196 | -12% | -16% |
| Austria | 1,873 | 71 | 353,484 | 326,768 | 5,931 | -33% | 4% |
| Panama | 2,810 | 42 | 233,705 | 187,552 | 3,892 | 36% | 68% |
| Jordan | 1,757 | 25 | 289,748 | 264,061 | 3,778 | -37% | -43% |
| Croatia | 1,360 | 69 | 205,246 | 193,471 | 3,739 | -43% | 13% |
| Israel | 4,147 | 21 | 407,285 | 366,520 | 3,256 | 114% | 91% |
| Japan | 3,245 | 46 | 223,786 | 184,506 | 3,152 | 24% | 37% |
| Serbia | 3,553 | 49 | 328,619 | N/A** | 3,073 | -40% | -11% |
| Kazakhstan | 869 | 9 | 198,659 | 173,577 | 2,689 | -6% | 12% |
| Azerbaijan | 1,699 | 41 | 215,483 | 172,019 | 2,538 | -37% | 0% |
| Georgia | 1,812 | 40 | 222,143 | 206,313 | 2,418 | -44% | 1% |
| Nepal | 618 | 5 | 258,840 | 250,581 | 1,832 | -39% | -44% |
| UAE | 1,173 | 3 | 202,863 | 179,925 | 660 | -2% | -9% |
| Total World | 559,068 | 10,256 | 81,278,115 | 45,994,197 | 1,774,390 | -12% | 0% |

*Change from 14d ago:
Compares 14d-avgs. of Daily New Cases/Deaths
today with 14d-avgs. from 14d ago

Since the beginning of December, cases in **Russia** increased 34% (+771,399 cases)

Sorted by Raw Total Deaths
Top 50 countries selected by Total Cases
Excluded countries with population < 1M

N/A** due to inconsistent reporting of Recovered Cases



United States: Per 1M



1 - 25

| | Average over last 7 days | | Total Since 22 Jan | | | Change from 14d Ago* in 14 day avg of daily new | |
|---------------|--------------------------|------------|--------------------|-----------------|--------------|--|--------|
| | New Confirmed | New Deaths | Total Confirmed | Total Recovered | Total Deaths | Confirmed | Deaths |
| New Jersey | 454 | 7 | 52,235 | 6,129 | 2,100 | -14% | 12% |
| New York | 554 | 7 | 47,937 | 5,141 | 1,930 | 9% | 71% |
| Massachusetts | 613 | 8 | 51,786 | 33,357 | 1,764 | -8% | 20% |
| North Dakota | 270 | 7 | 120,144 | 116,015 | 1,667 | -60% | -50% |
| Connecticut | 554 | 9 | 50,823 | 2,749 | 1,656 | -26% | 8% |
| Rhode Island | 724 | 10 | 80,805 | 5,009 | 1,644 | -34% | 3% |
| South Dakota | 417 | 10 | 110,389 | 101,381 | 1,635 | -42% | -40% |
| Louisiana | 408 | 7 | 64,649 | 53,240 | 1,578 | -17% | 16% |
| Mississippi | 604 | 11 | 69,919 | 56,201 | 1,557 | -3% | 8% |
| Illinois | 420 | 11 | 74,367 | N/A | 1,379 | -34% | -18% |
| Michigan | 268 | 9 | 52,056 | 31,881 | 1,277 | -44% | -15% |
| Iowa | 358 | 7 | 87,684 | 72,779 | 1,187 | -28% | -44% |
| Pennsylvania | 556 | 13 | 48,344 | 30,685 | 1,176 | -18% | 13% |
| Arkansas | 635 | 11 | 71,750 | 63,667 | 1,172 | -1% | 12% |
| Indiana | 596 | 10 | 73,721 | 49,113 | 1,171 | -28% | -6% |
| Arizona | 845 | 10 | 69,301 | 10,088 | 1,164 | -10% | 55% |
| New Mexico | 535 | 14 | 66,128 | 29,520 | 1,136 | -28% | -1% |
| DC | 324 | 6 | 40,159 | 28,541 | 1,092 | -5% | 53% |
| Georgia | 603 | 4 | 59,924 | N/A | 1,007 | 20% | -9% |
| S. Carolina | 619 | 6 | 57,888 | 28,571 | 1,005 | 16% | 14% |
| Florida | 450 | 4 | 59,605 | N/A | 992 | 8% | -7% |
| Tennessee | 799 | 9 | 83,142 | 70,803 | 965 | 14% | 12% |
| Nevada | 579 | 9 | 70,898 | N/A | 965 | -22% | 5% |
| Alabama | 672 | 9 | 70,953 | 39,393 | 961 | 3% | 16% |
| Maryland | 381 | 6 | 44,525 | 1,538 | 949 | -17% | 19% |

26 - 51

| | Average over last 7 days | | Total Since 22 Jan | | | Change from 14d Ago* in 14 day avg of daily new | |
|---------------|--------------------------|------------|--------------------|-----------------|--------------|--|--------|
| | New Confirmed | New Deaths | Total Confirmed | Total Recovered | Total Deaths | Confirmed | Deaths |
| Texas | 471 | 5 | 58,648 | 46,820 | 932 | 3% | 7% |
| Minnesota | 274 | 7 | 72,724 | 69,375 | 925 | -55% | -20% |
| Delaware | 650 | 4 | 56,983 | 19,359 | 922 | -16% | 86% |
| Missouri | 363 | 9 | 64,120 | N/A | 892 | -25% | 15% |
| Kansas | 552 | 5 | 75,187 | 1,501 | 873 | -21% | -21% |
| Wisconsin | 387 | 8 | 87,616 | 75,294 | 869 | -35% | -17% |
| Montana | 358 | 6 | 74,851 | 68,752 | 867 | -40% | -20% |
| Nebraska | 424 | 6 | 84,185 | 52,817 | 820 | -35% | -58% |
| Colorado | 388 | 6 | 56,726 | 3,045 | 804 | -39% | -29% |
| Idaho | 490 | 6 | 76,668 | 30,881 | 771 | -28% | -31% |
| Ohio | 558 | 5 | 57,750 | 44,785 | 733 | -30% | -9% |
| West Virginia | 646 | 11 | 45,440 | 31,192 | 705 | 3% | 17% |
| Wyoming | 391 | 13 | 75,513 | 72,358 | 700 | -39% | -21% |
| N. Carolina | 505 | 4 | 49,648 | 38,471 | 626 | 3% | 19% |
| California | 972 | 6 | 55,494 | N/A | 618 | 52% | 66% |
| Oklahoma | 691 | 6 | 71,415 | 61,834 | 602 | 2% | -5% |
| Kentucky | 455 | 5 | 57,864 | 8,055 | 574 | -27% | 7% |
| Virginia | 423 | 3 | 39,385 | 3,489 | 570 | 8% | 27% |
| New Hampshire | 450 | 6 | 30,646 | 26,070 | 526 | -10% | 42% |
| Washington | 226 | 2 | 31,343 | N/A | 420 | -36% | 42% |
| Utah | 615 | 3 | 83,155 | 67,450 | 380 | -24% | -18% |
| Oregon | 230 | 3 | 26,210 | 1,392 | 340 | -21% | 9% |
| Alaska | 368 | 3 | 62,756 | 9,794 | 273 | -52% | -56% |
| Maine | 322 | 4 | 16,604 | 8,320 | 243 | 30% | 3% |
| Vermont | 134 | 4 | 11,410 | 7,583 | 207 | -25% | 22% |
| Hawaii | 69 | 0 | 15,111 | 8,446 | 201 | 4% | -63% |

*Change from 14d ago:
Compares 14d-avgs. of Daily New Cases/Deaths
today with 14d-avgs. from 14d ago

Confirmed cases in **California** increased 78% since
the beginning of December (+962,4202 cases)

Sorted by Total Deaths / 1M

N/As due to states revising and updating case counts



United States: Raw Volume



1 - 25

| | Average over last 7 days | | Total Since 22 Jan | | | Change from 14d Ago* in 14 day avg of daily new | |
|---------------|--------------------------|------------|--------------------|-----------------|--------------|--|--------|
| | New Confirmed | New Deaths | Total Confirmed | Total Recovered | Total Deaths | Confirmed | Deaths |
| New York | 10,786 | 140 | 932,552 | 100,008 | 37,548 | 9% | 71% |
| Texas | 13,651 | 157 | 1,700,549 | 1,357,576 | 27,038 | 3% | 7% |
| California | 38,400 | 226 | 2,192,684 | N/A | 24,419 | 52% | 66% |
| Florida | 9,657 | 90 | 1,280,177 | N/A | 21,308 | 8% | -7% |
| New Jersey | 4,029 | 61 | 463,965 | 54,437 | 18,651 | -14% | 12% |
| Illinois | 5,328 | 135 | 942,362 | N/A | 17,470 | -34% | -18% |
| Pennsylvania | 7,115 | 166 | 618,902 | 392,834 | 15,055 | -18% | 13% |
| Michigan | 2,680 | 86 | 519,876 | 318,389 | 12,754 | -44% | -15% |
| Massachusetts | 4,223 | 57 | 356,934 | 229,910 | 12,158 | -8% | 20% |
| Georgia | 6,400 | 42 | 636,240 | N/A | 10,696 | 20% | -9% |
| Ohio | 6,527 | 64 | 675,044 | 523,494 | 8,571 | -30% | -9% |
| Arizona | 6,154 | 71 | 504,423 | 73,429 | 8,469 | -10% | 55% |
| Indiana | 4,012 | 64 | 496,306 | 330,642 | 7,886 | -28% | -6% |
| Louisiana | 1,897 | 33 | 300,539 | 247,501 | 7,336 | -17% | 16% |
| Tennessee | 5,459 | 65 | 567,792 | 483,525 | 6,588 | 14% | 12% |
| N. Carolina | 5,296 | 46 | 520,716 | 403,488 | 6,561 | 3% | 19% |
| Connecticut | 1,975 | 33 | 181,200 | 9,800 | 5,904 | -26% | 8% |
| Maryland | 2,301 | 38 | 269,183 | 9,300 | 5,740 | -17% | 19% |
| Missouri | 2,226 | 56 | 393,529 | N/A | 5,477 | -25% | 15% |
| Minnesota | 1,547 | 41 | 410,138 | 391,248 | 5,219 | -55% | -20% |
| S. Carolina | 3,188 | 30 | 298,050 | 147,106 | 5,173 | 16% | 14% |
| Wisconsin | 2,255 | 44 | 510,137 | 438,394 | 5,060 | -35% | -17% |
| Virginia | 3,612 | 30 | 336,175 | 29,782 | 4,861 | 8% | 27% |
| Alabama | 3,295 | 46 | 347,897 | 193,149 | 4,712 | 3% | 16% |
| Mississippi | 1,798 | 32 | 208,089 | 167,263 | 4,634 | -3% | 8% |

26 - 51

| | Average over last 7 days | | Total Since 22 Jan | | | Change from 14d Ago* in 14 day avg of daily new | |
|---------------|--------------------------|------------|--------------------|-----------------|--------------|--|--------|
| | New Confirmed | New Deaths | Total Confirmed | Total Recovered | Total Deaths | Confirmed | Deaths |
| Colorado | 2,233 | 36 | 326,668 | 17,533 | 4,631 | -39% | -29% |
| Iowa | 1,130 | 22 | 276,649 | 229,624 | 3,744 | -28% | -44% |
| Arkansas | 1,917 | 35 | 216,528 | 192,134 | 3,537 | -1% | 12% |
| Washington | 1,720 | 13 | 238,672 | N/A | 3,195 | -36% | 42% |
| Nevada | 1,785 | 27 | 218,377 | N/A | 2,971 | -22% | 5% |
| Kentucky | 2,031 | 22 | 258,516 | 35,988 | 2,563 | -27% | 7% |
| Kansas | 1,609 | 14 | 219,044 | 4,374 | 2,544 | -21% | -21% |
| Oklahoma | 2,736 | 24 | 282,587 | 244,676 | 2,383 | 2% | -5% |
| New Mexico | 1,122 | 29 | 138,659 | 61,899 | 2,382 | -28% | -1% |
| Rhode Island | 767 | 10 | 85,602 | 5,306 | 1,742 | -34% | 3% |
| Nebraska | 821 | 11 | 162,849 | 102,169 | 1,587 | -35% | -58% |
| South Dakota | 369 | 9 | 97,657 | 89,688 | 1,446 | -42% | -40% |
| Oregon | 970 | 12 | 110,545 | 5,870 | 1,433 | -21% | 9% |
| Idaho | 876 | 11 | 137,010 | 55,186 | 1,377 | -28% | -31% |
| North Dakota | 206 | 5 | 91,557 | 88,411 | 1,270 | -60% | -50% |
| West Virginia | 1,157 | 19 | 81,436 | 55,900 | 1,263 | 3% | 17% |
| Utah | 1,972 | 8 | 266,590 | 216,242 | 1,219 | -24% | -18% |
| Montana | 382 | 7 | 79,999 | 73,481 | 927 | -40% | -20% |
| Delaware | 633 | 4 | 55,488 | 18,851 | 898 | -16% | 86% |
| DC | 229 | 4 | 28,342 | 20,143 | 771 | -5% | 53% |
| New Hampshire | 612 | 8 | 41,670 | 35,447 | 715 | -10% | 42% |
| Wyoming | 227 | 8 | 43,704 | 41,878 | 405 | -39% | -21% |
| Maine | 433 | 5 | 22,319 | 11,184 | 326 | 30% | 3% |
| Hawaii | 98 | 0 | 21,395 | 11,958 | 285 | 4% | -63% |
| Alaska | 269 | 2 | 45,909 | 7,165 | 200 | -52% | -56% |
| Vermont | 84 | 3 | 7,120 | 4,732 | 129 | -25% | 22% |

*Change from 14d ago:
Compares 14d-avgs. of Daily New Cases/Deaths
today with 14d-avgs. from 14d ago

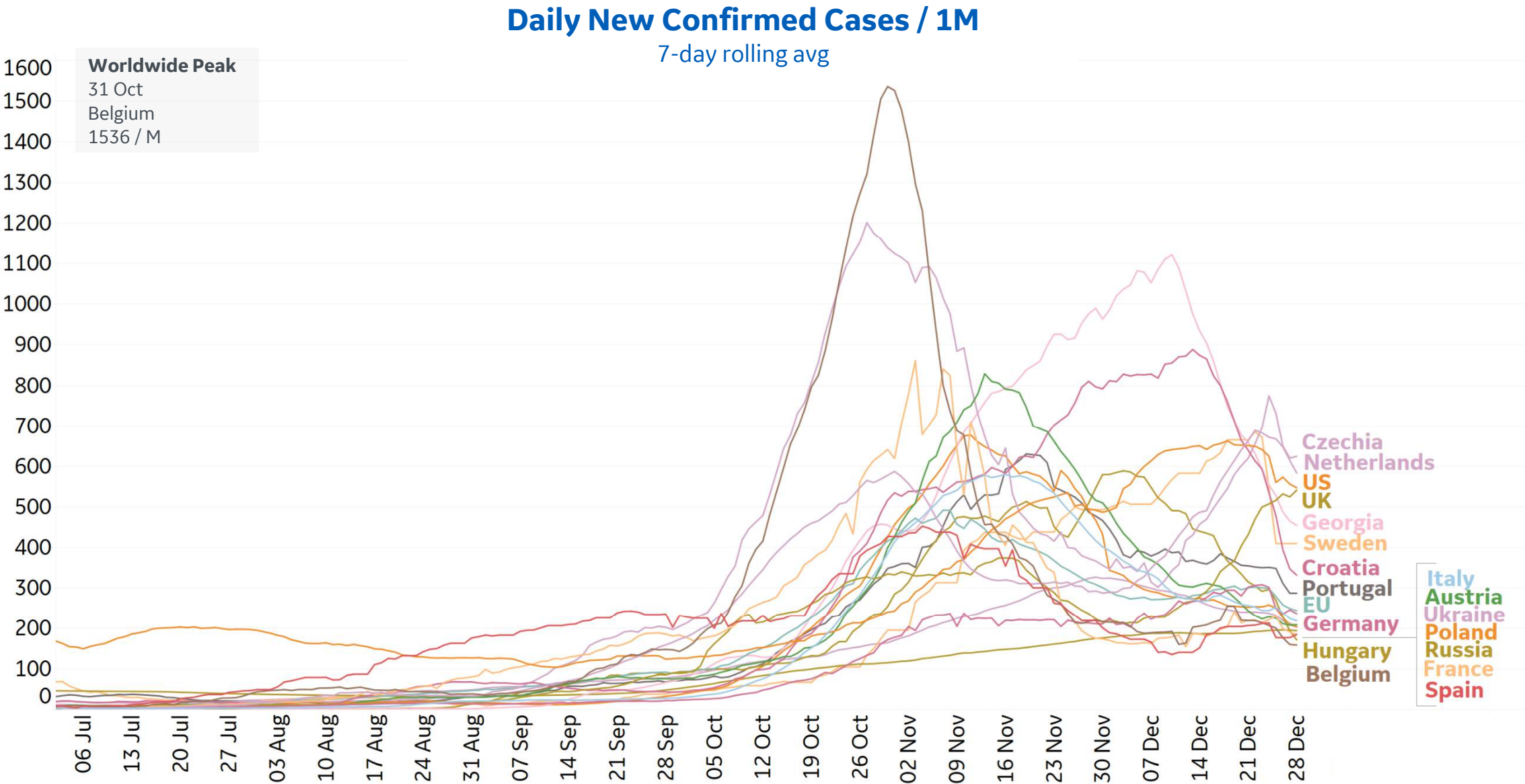
Total confirmed cases in **Arizona** now surpass 500,000

Sorted by Raw Total Deaths

N/As due to states revising and updating case counts



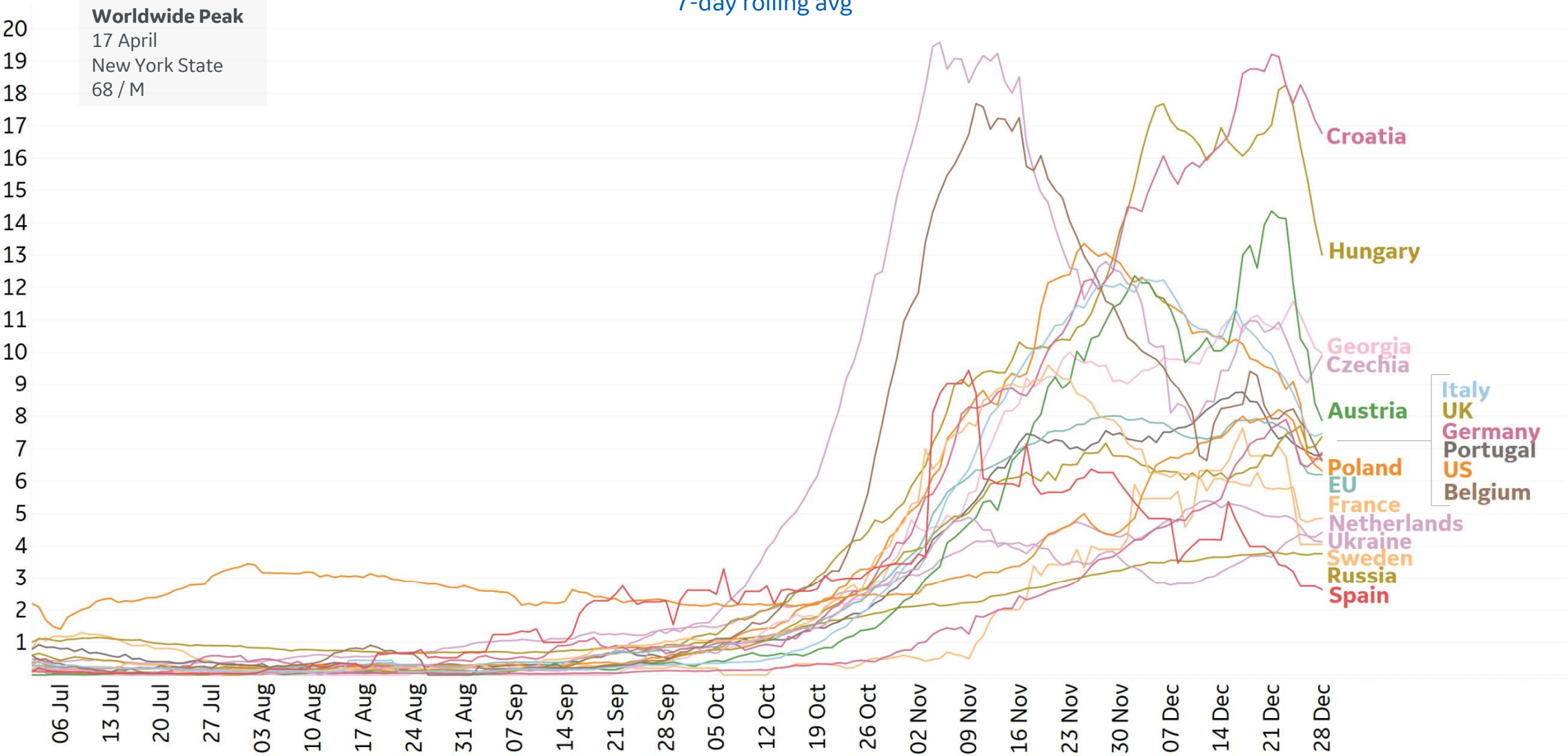
New Confirmed Cases in Select Countries





New Deaths in Select Countries

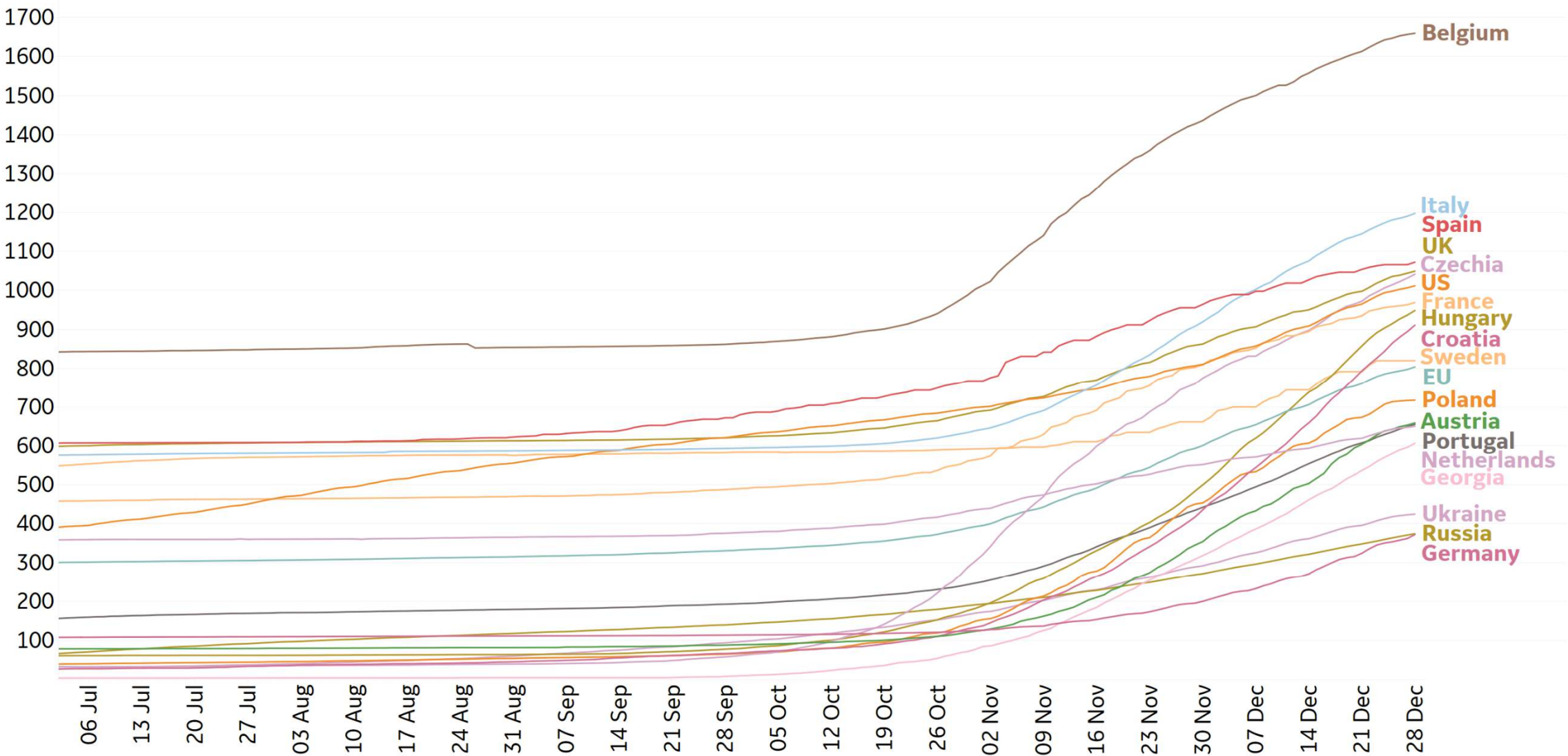
Daily New Deaths / 1M
7-day rolling avg





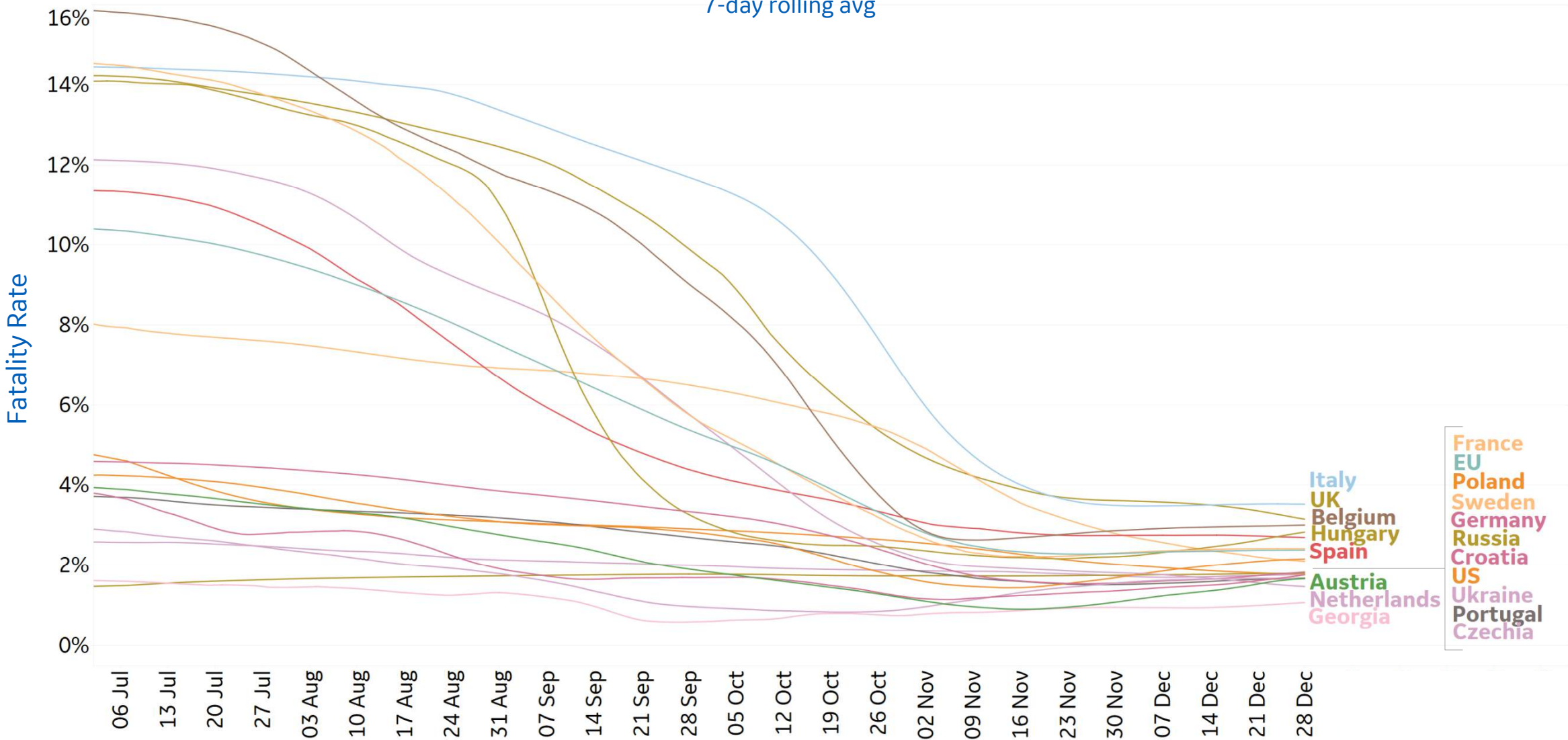
Cumulative Deaths in Select Countries

Cumulative Deaths / 1M



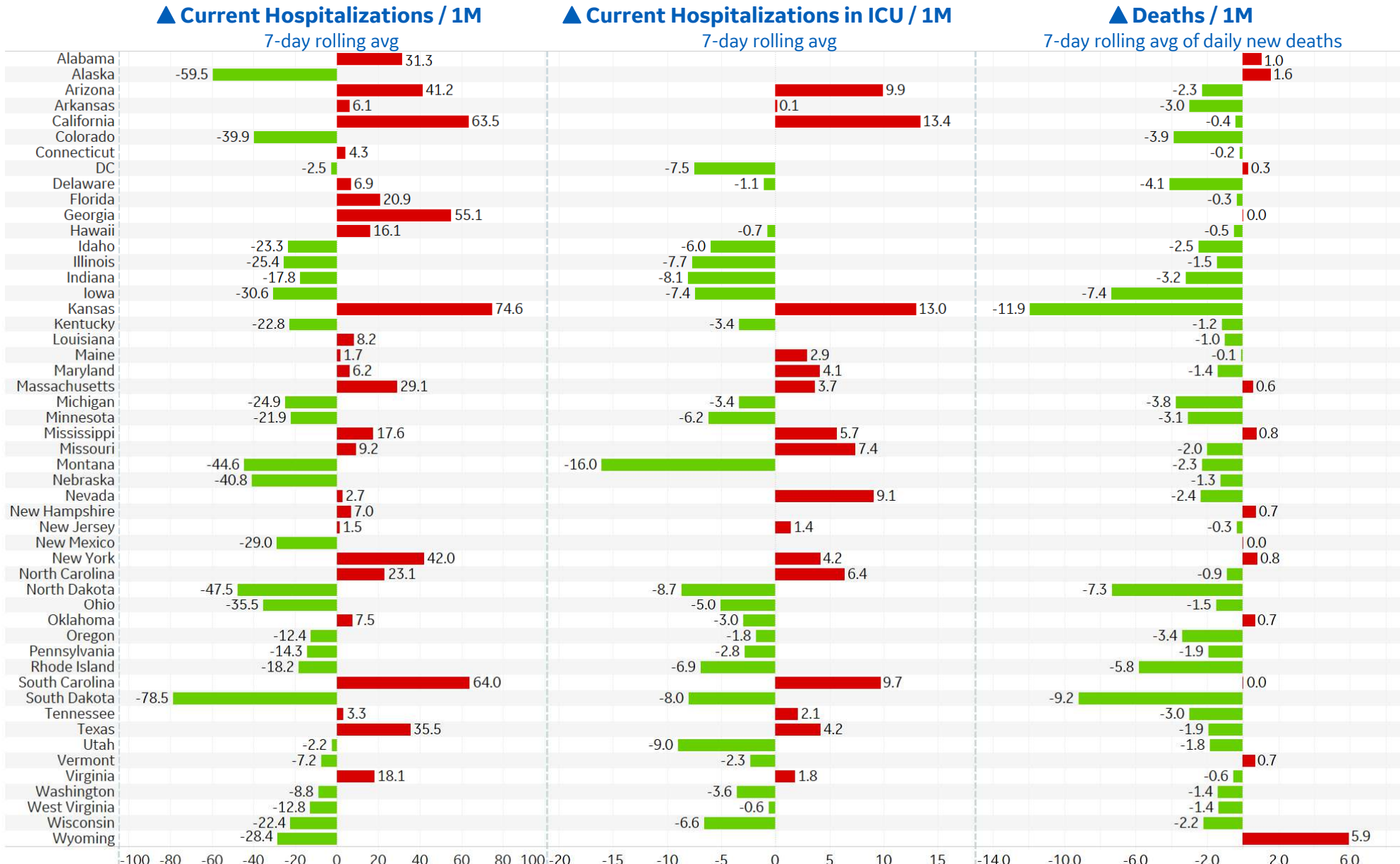


7-day rolling avg





Feature: US Changes from Previous Week



*Blank rows indicate insignificant or missing data



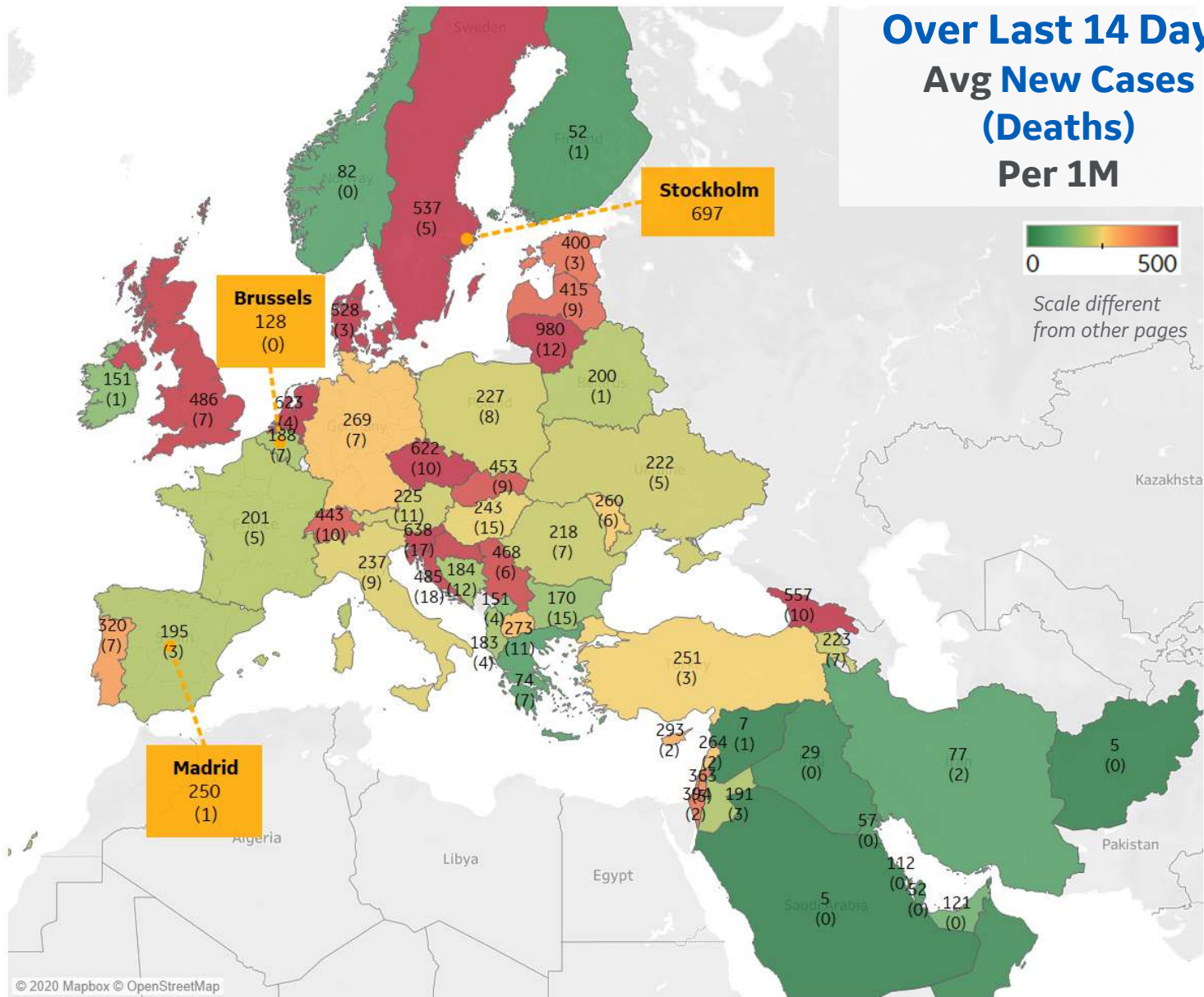
Per 1M in Region

| | Today | Change |
|--------------|---------|--------|
| Active Cases | 11,960 | +0.4% |
| Confirmed | 187 new | +0.7% |
| Deaths | 4 new | +0.7% |
| Recovered | 132 new | +0.9% |

Most Daily New Cases / 1M

| | |
|-------------|-----|
| Lithuania | 980 |
| Slovenia | 638 |
| Netherlands | 623 |
| Czechia | 622 |
| Georgia | 557 |
| Sweden | 537 |
| Denmark | 528 |
| UK | 486 |
| Croatia | 485 |
| Serbia | 468 |

* Excludes regions with population < 1M



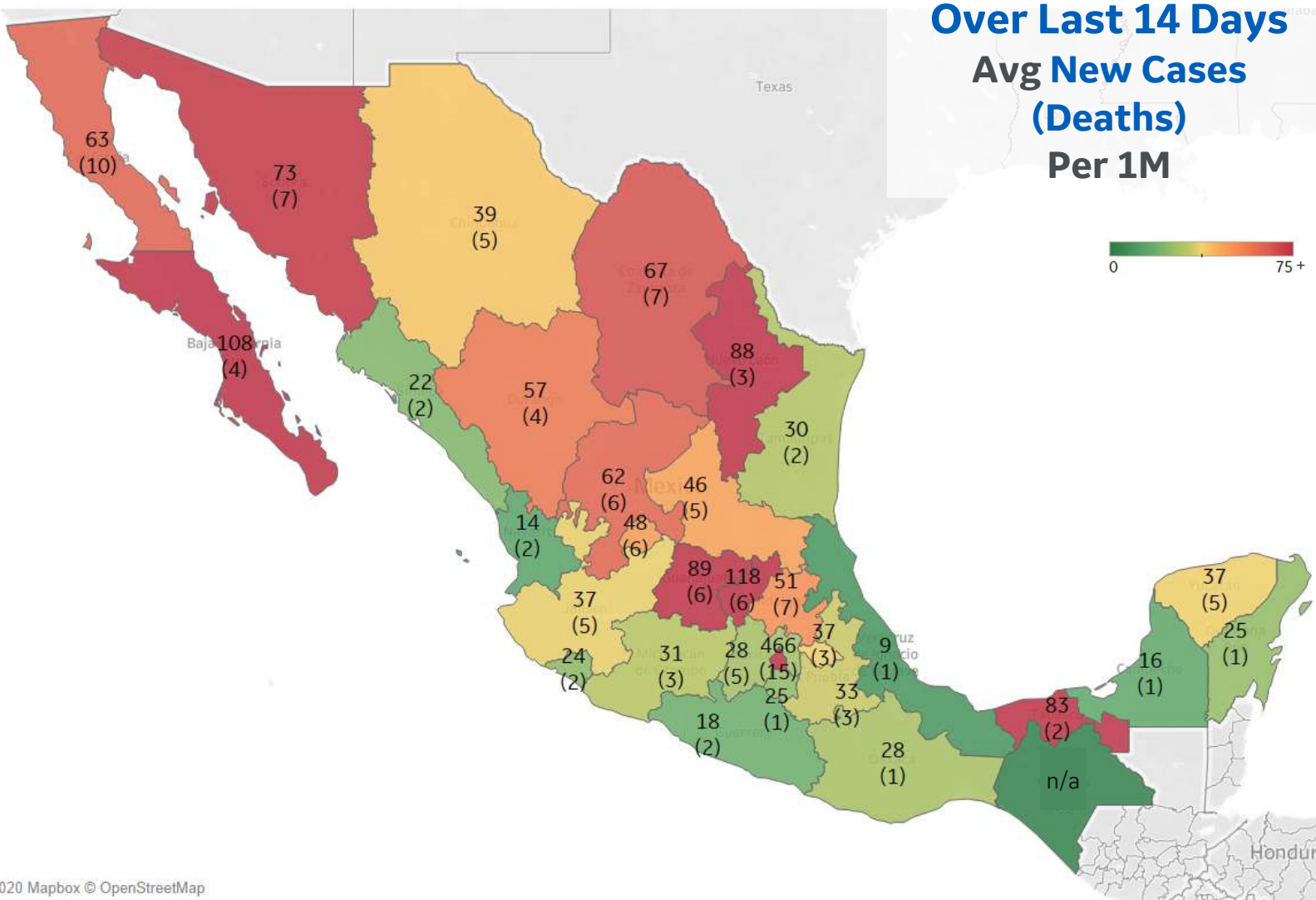


Per 1M in Region

| | Today | Change |
|--------------|--------|--------|
| Active Cases | 1,691 | -2% |
| Confirmed | 47 new | +0.4% |
| Deaths | 3 new | +0.4% |
| Recovered | 75 new | +0.9% |

Most Daily New Cases / 1M

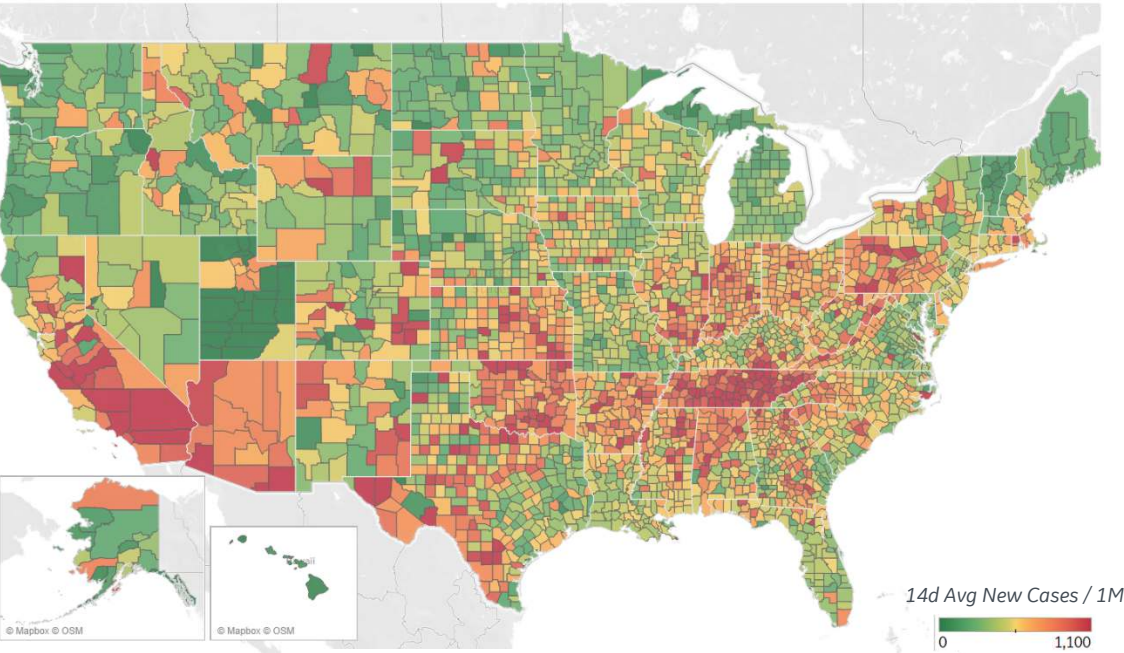
| | |
|---------------------|-----|
| Distrito Federal | 466 |
| Querétaro | 118 |
| Baja California Sur | 108 |
| Guanajuato | 89 |
| Nuevo León | 88 |
| Tabasco | 83 |
| Sonora | 73 |
| Nacional | 71 |
| Coahuila | 67 |
| Baja California | 63 |





US Counties: Recent Cases and Deaths

Average New Cases per 1M Over Last 14 Days

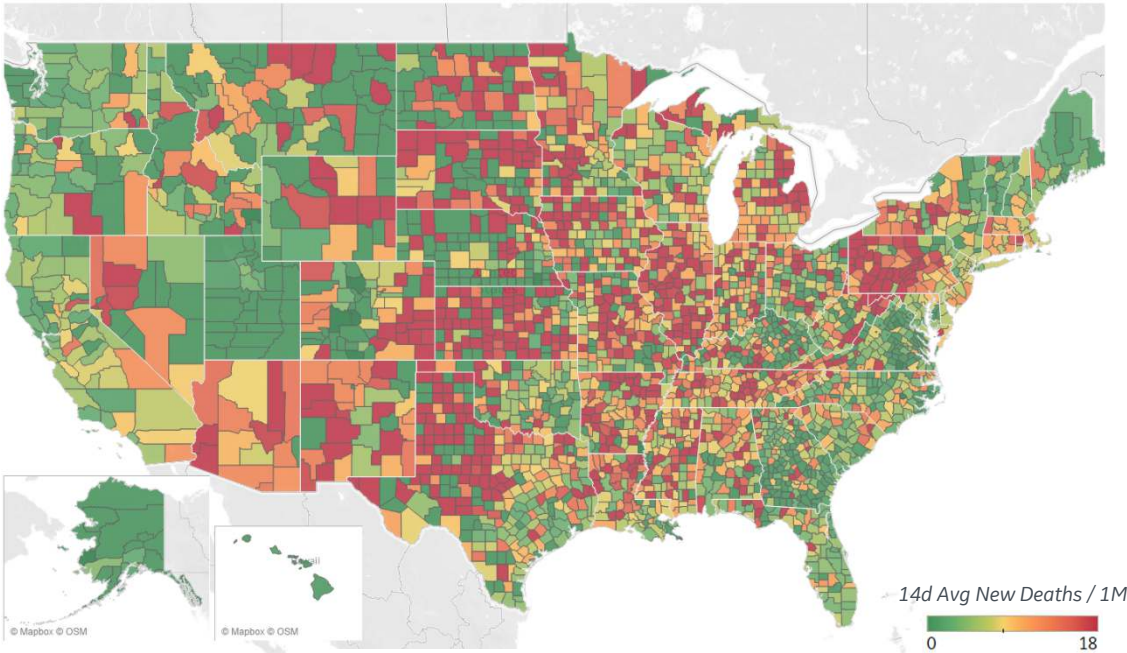


Top 10 by New Confirmed

Avg New Confirmed Cases / 1M

| | |
|---------------------------|-------|
| San Bernardino County, CA | 1,933 |
| Riverside County, CA | 1,584 |
| Los Angeles County, CA | 1,427 |
| Fresno County, CA | 1,408 |
| Monterey County, CA | 1,219 |
| Kern County, CA | 1,126 |
| Hamilton County, TN | 1,092 |
| Providence County, RI | 1,085 |
| San Joaquin County, CA | 1,065 |
| Rutherford County, TN | 1,026 |

Average New Deaths per 1M Over Last 14 Days



Top 10 by New Deaths

Avg New Deaths/ 1M

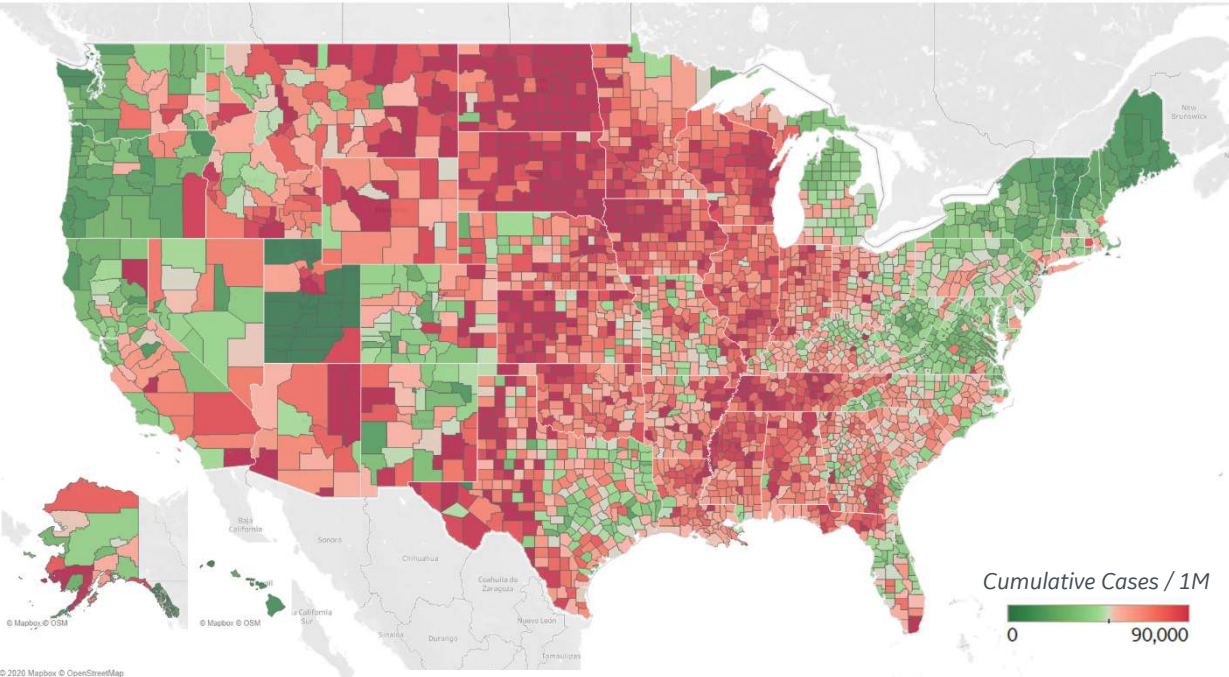
| | |
|-------------------------|----|
| Sedgwick County, KS | 21 |
| El Paso County, TX | 20 |
| Westmoreland County, PA | 19 |
| Cumberland County, PA | 19 |
| Onondaga County, NY | 19 |
| Erie County, PA | 19 |
| Providence County, RI | 18 |
| Lubbock County, TX | 18 |
| Mobile County, AL | 17 |
| Luzerne County, PA | 17 |

Note: Lists includes counties
≥ 250K population



US Counties: Cumulative Cases and Deaths

Confirmed **Cases** per 1M to date

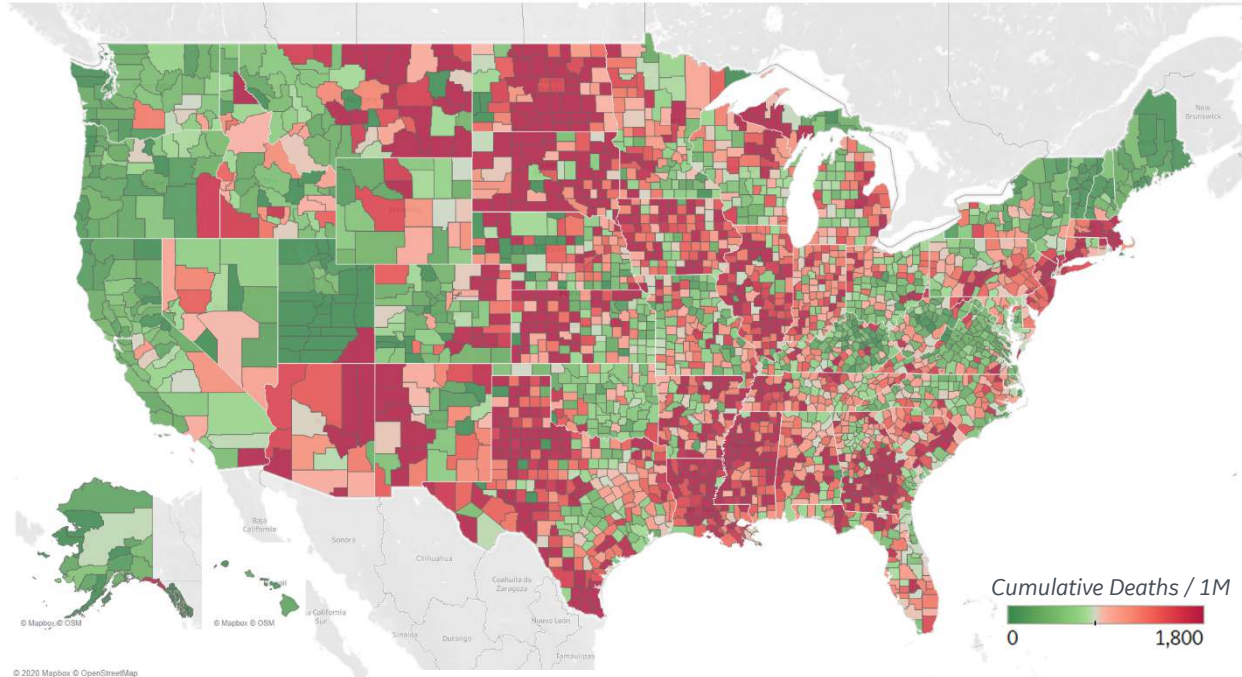


Top 10 Counties

Total Confirmed Cases / 1M

| | |
|-----------------------|---------|
| Lubbock County, TX | 132,125 |
| El Paso County, TX | 116,068 |
| Miami-Dade County, FL | 106,871 |
| Brown County, WI | 102,713 |
| Utah County, UT | 101,937 |
| Milwaukee County, WI | 95,239 |
| Webb County, TX | 93,529 |
| Douglas County, NE | 90,922 |
| Waukesha County, WI | 90,134 |
| Salt Lake County, UT | 89,765 |

Reported **Deaths** per 1M to date



Top 10 Counties

Total Reported Deaths / 1M

| | |
|---------------------|-------|
| New York City* | 4,627 |
| Essex County, NJ | 2,963 |
| Passaic County, NJ | 2,844 |
| Cameron County, TX | 2,770 |
| Union County, NJ | 2,747 |
| Hidalgo County, TX | 2,511 |
| Hudson County, NJ | 2,500 |
| Bergen County, NJ | 2,448 |
| Rockland County, NY | 2,336 |
| Hampden County, MA | 2,219 |

Note: Lists includes counties $\geq 250K$ population

* New York City counties aggregated into one reporting area



Per 1M in Region

| | Today | Change |
|--------------|---------|--------|
| Active Cases | 1,914 | -7.6% |
| Confirmed | 168 new | +1.1% |
| Deaths | 6 new | +1.6% |
| Recovered | 320 new | +2.6% |

Most Daily New Cases / 1M

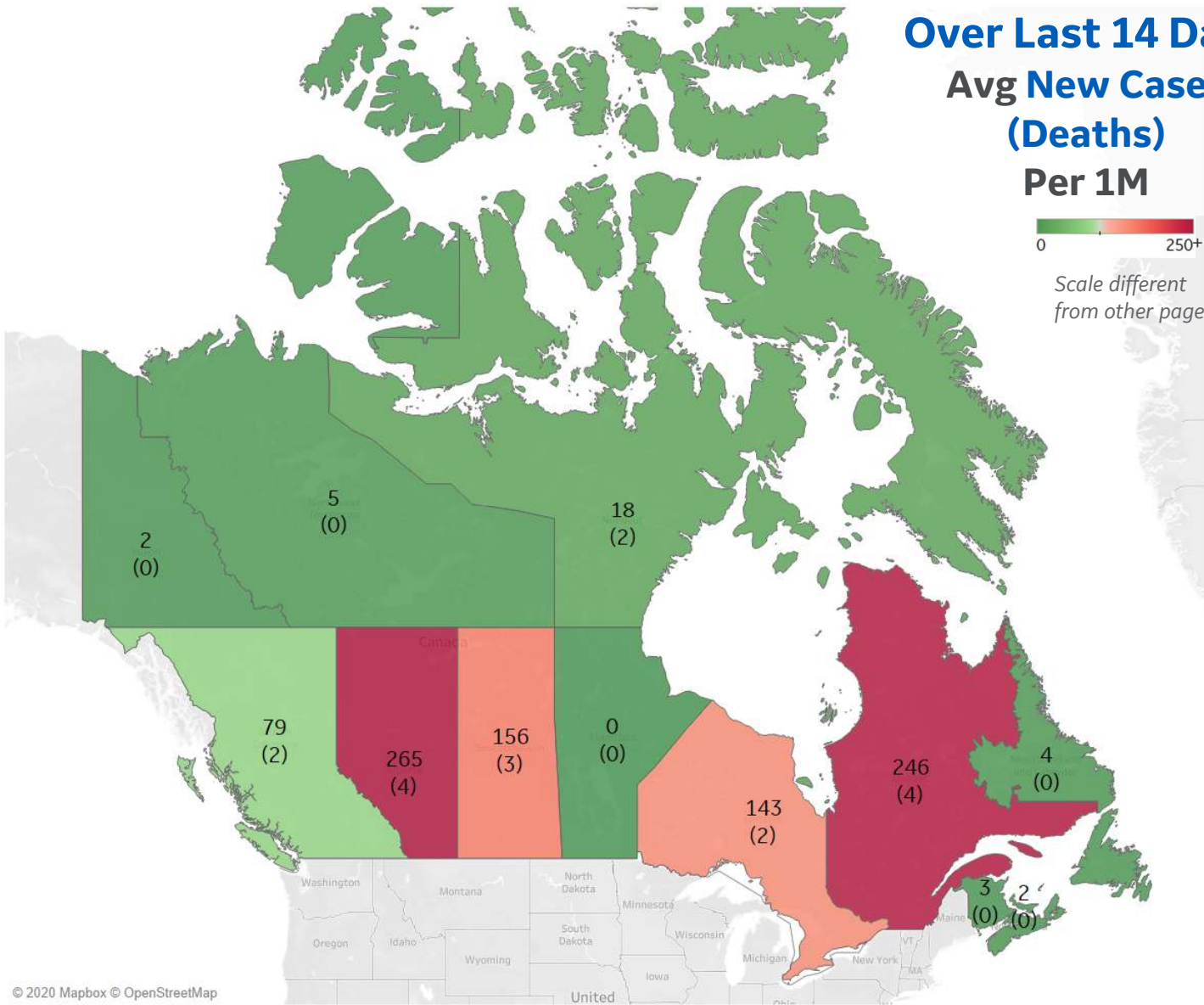
| | |
|------------------|-----|
| Alberta | 265 |
| Quebec | 246 |
| Saskatchewan | 156 |
| Ontario | 143 |
| British Columbia | 79 |

* Excludes regions with population < 1M

Over Last 14 Days Avg New Cases (Deaths) Per 1M



Scale different
from other pages





Per 1M in Region

| | Today | Change |
|--------------|---------|--------|
| Active Cases | 2,143 | -1.6% |
| Confirmed | 100 new | +0.4% |
| Deaths | 2 new | +0.3% |
| Recovered | 133 new | +0.6% |

Most Daily New Cases / 1M

| | |
|------------|-----|
| Panama | 647 |
| Colombia | 238 |
| Brazil | 194 |
| Costa Rica | 177 |
| Uruguay | 150 |
| Argentina | 138 |
| Paraguay | 112 |
| Chile | 105 |
| Dom. Rep. | 80 |
| Bolivia | 50 |

* Excludes regions with population < 1M





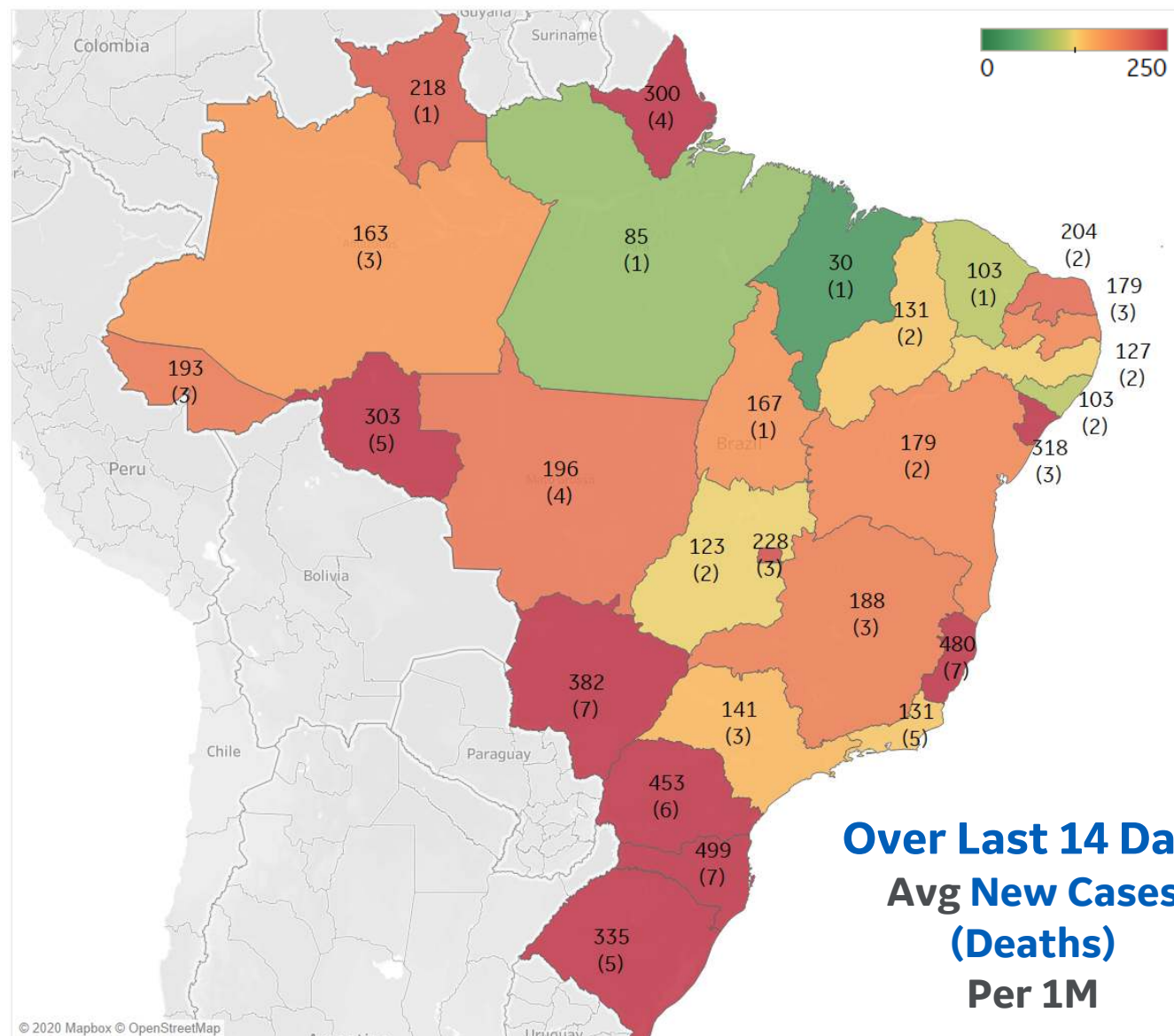
Der 1M in Region

| | Today | Change |
|--------------|---------|--------|
| Active Cases | 2,825 | -2.5% |
| Confirmed | 97 new | +0.3% |
| Deaths | 2 new | +0.2% |
| Recovered | 168 new | +0.5% |

Most Daily New Cases / 1M

| | |
|------------------|-----|
| Santa Catarina | 499 |
| Espírito Santo | 480 |
| Paraná | 453 |
| MatoGrosso do .. | 382 |
| Rio Grande do .. | 335 |
| Sergipe | 318 |
| Rondônia | 303 |
| Distrito Federal | 228 |
| Rio Grande do .. | 204 |
| MatoGrosso | 196 |

* Excludes regions with population < 1M





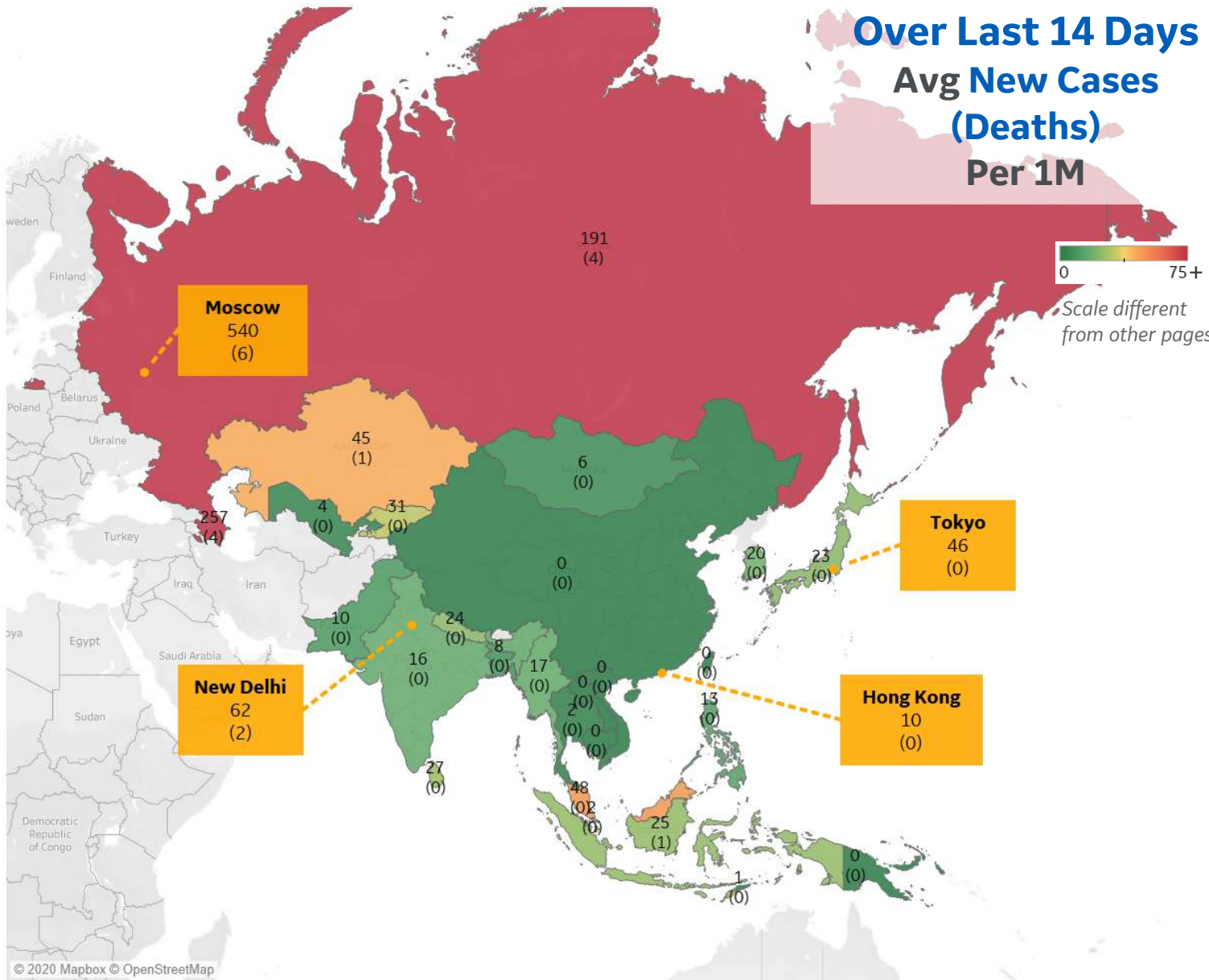
Per 1M in Region

| | Today | Change |
|--------------|---------|--------|
| Active Cases | 279 | -0.4% |
| Confirmed | 14 new | +0.4% |
| Deaths | 0.3 new | +0.5% |
| Recovered | 15 new | +0.4% |

Most Daily New Cases / 1M

| | |
|-------------|-----|
| Azerbaijan | 257 |
| Russia | 191 |
| Malaysia | 48 |
| Kazakhstan | 45 |
| Kyrgyzstan | 31 |
| Sri Lanka | 27 |
| Indonesia | 25 |
| Nepal | 24 |
| Japan | 23 |
| South Korea | 20 |

* Excludes regions with population < 1M





Per 1M in Region

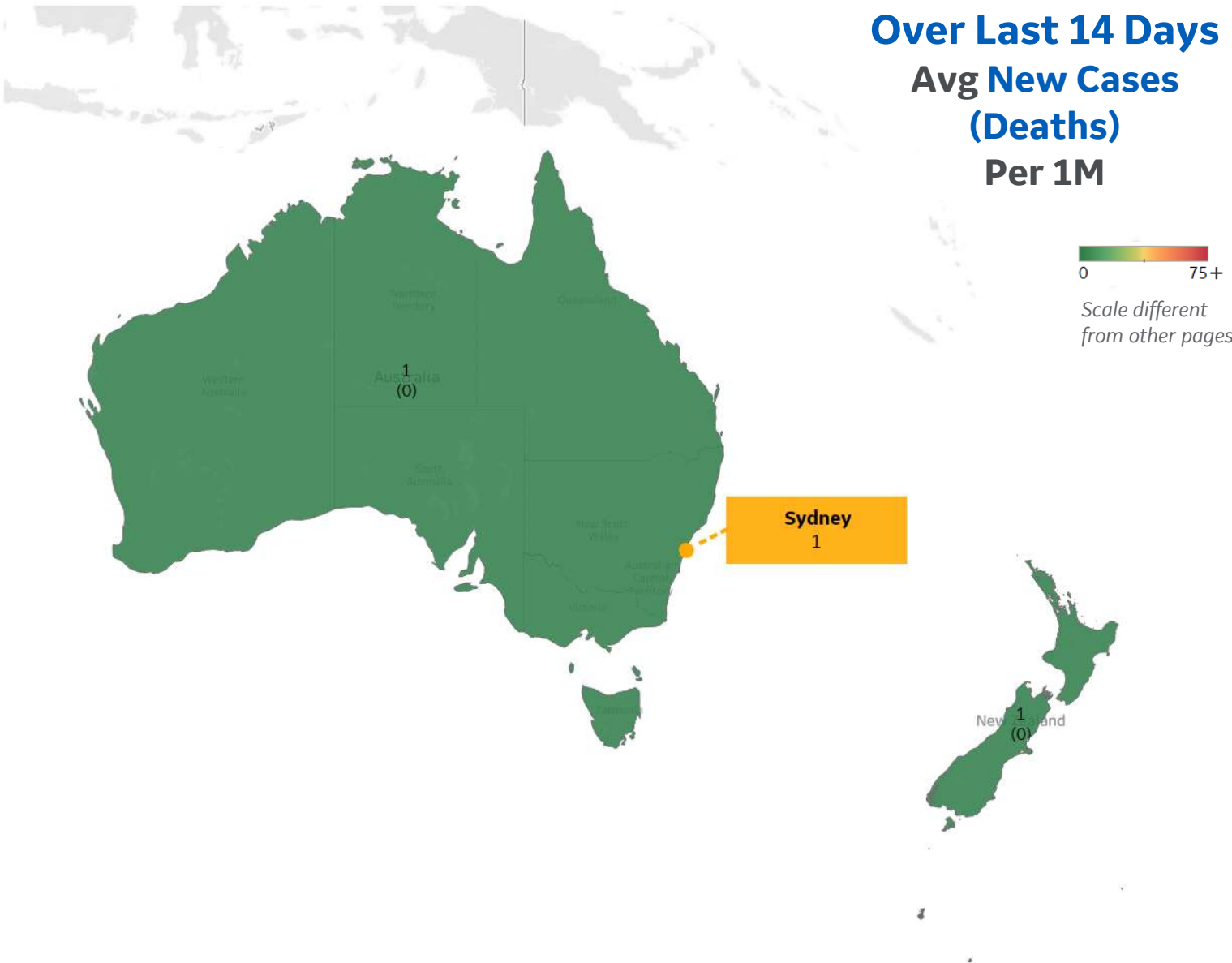
| | Today | Change |
|--------------|-------|--------|
| Active Cases | 56 | -0.2% |
| Confirmed | 1 new | +0.06% |
| Deaths | 0 new | +0% |
| Recovered | 1 new | +0.1% |

Most Daily New Cases / 1M

| | |
|-------------|---|
| Australia | 1 |
| New Zealand | 1 |

Over Last 14 Days Avg New Cases (Deaths) Per 1M

0 75+
Scale different
from other pages





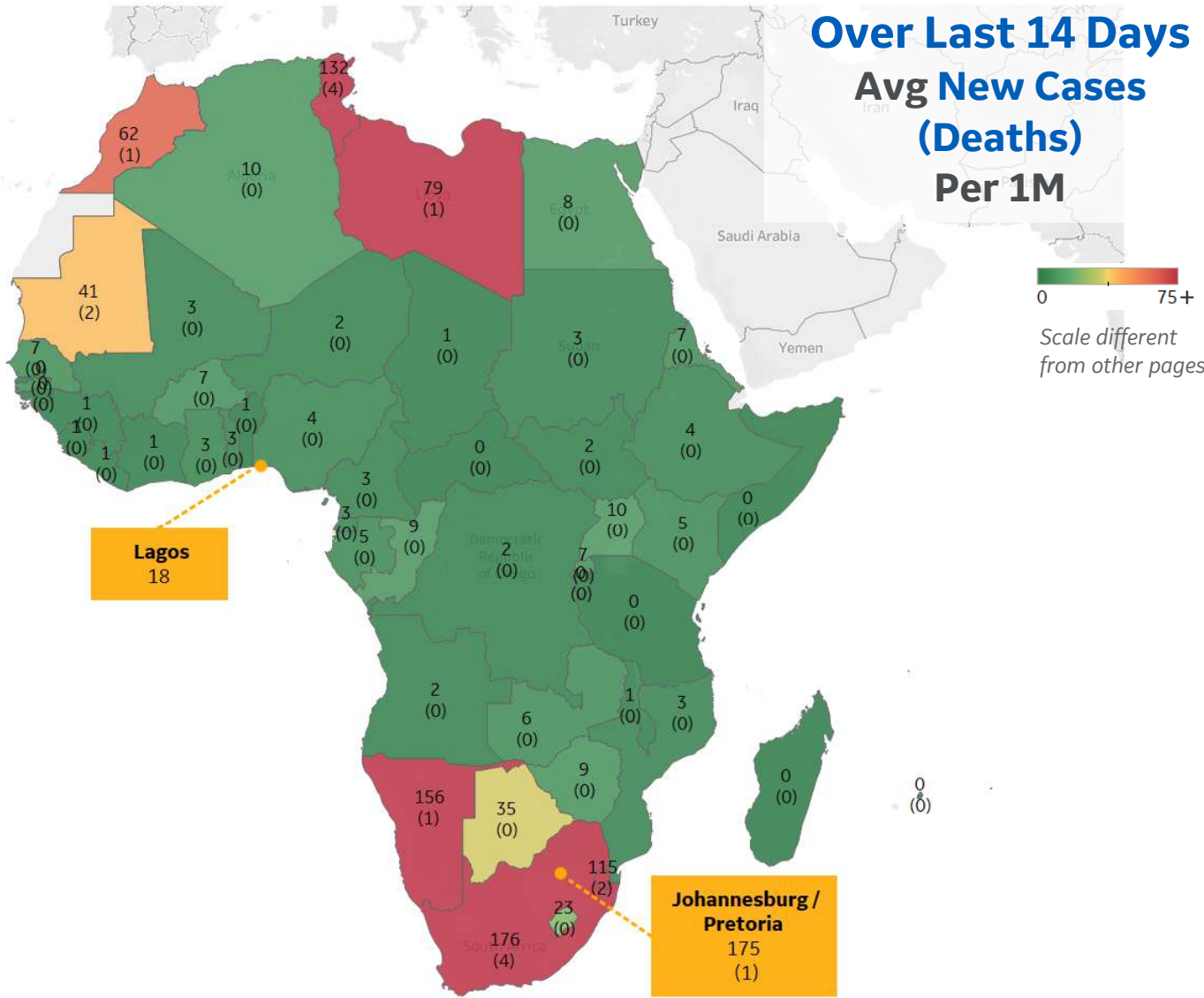
Per 1M in Region

| | Today | Change |
|--------------|---------|--------|
| Active Cases | 282 | +0.8% |
| Confirmed | 11 new | +0.6% |
| Deaths | 0.4 new | +0.9% |
| Recovered | 9 new | +0.5% |

Most Daily New Cases / 1M

| | |
|--------------|-----|
| South Africa | 176 |
| Namibia | 156 |
| Tunisia | 132 |
| Eswatini | 115 |
| Libya | 79 |
| Morocco | 62 |
| Mauritania | 41 |
| Botswana | 35 |
| Lesotho | 23 |
| Algeria | 10 |

* Excludes regions with population < 1M





** Per 1M = Per 1 Million Population unless otherwise noted

Johns Hopkins Coronavirus Resource Center:

<https://coronavirus.jhu.edu/map.html>

Worldometer Coronavirus Reporting:

<https://www.worldometers.info/coronavirus/>

Public Health England:

<https://www.gov.uk/government/publications/covid-19-track-coronavirus-cases>

US Department of Homeland Security, Homeland Infrastructure Foundation-Level Data:

<https://hifld-geoplatform.opendata.arcgis.com/datasets/hospitals>

City of New York, NYC Health:

<https://www1.nyc.gov/site/doh/covid/covid-19-data.page>

Chicago Coronavirus Latest Data:

<https://www.chicago.gov/city/en/sites/covid-19/home/latest-data.html>

National Health Commission of the PRC:

<http://www.nhc.gov.cn/xcs/yqtb/202003/bf66696029ba420098164607240074f8.shtml>

Korean Centers for Disease Control and Prevention:

http://www.cdc.go.kr/cdc_eng/

CDC, Severe Outcomes Among Patients with Coronavirus Disease 2019 (COVID-19):

<https://www.cdc.gov/mmwr/volumes/69/wr/mm6912e2.htm>

Italian Department of Civil Protection, COVID Monitoring:

<http://opendatadpc.maps.arcgis.com/apps/opsdashboard/index.html#/b0c68bce2cce478eaac82fe38d4138b1>

The COVID Tracking Project:

<https://covidtracking.com/data/>

UK Office for National Statistics:

<https://www.ons.gov.uk/peoplepopulationandcommunity/birthsdeathsandmarriages/deaths/bulletins/deathsregisteredweeklyinenglandandwalesprovisional/weekending24april2020>

COVID-19 Information for Switzerland:

<https://www.corona-data.ch/>

The COVID Tracking Project:

<https://covidtracking.com/data/api>

European Centre for Disease Prevention and Control:

<https://www.ecdc.europa.eu/en/publications-data/download-data-hospital-and-icu-admission-rates-and-current-occupancy-covid-19>

Worldwide Survival Rate, last 30d calculation =

$$\frac{[(Total\ Confirmed - Total\ Confirmed\ 30d\ ago) - (Total\ Deaths - Total\ Deaths\ 30d\ ago)]}{(Total\ Confirmed - Total\ Confirmed\ 30d\ ago)}$$

Provincial Health Services Authority of Canada. BC Center for Disease Control:

<http://www.bccdc.ca/about/news-stories/stories/2020/information-on-novel-coronavirus>

Secretary of Health, Mexico:

<https://www.gob.mx/salud/en>

OECD Economic Outlooks, Statistics:

https://www.oecd-ilibrary.org/economics/data/oecd-economic-outlook-statistics-and-projections_eo-data-en

Public Health Authority of Sweden:

<https://www.folkhalsomyndigheten.se/smittskydd-beredskap/utbrott/aktuella-utbrott/covid-19/bekraftade-fall-i-sverige>

CDC:

<https://www.cdc.gov/covid-data-tracker/index.html#demographics>

CDC Provisional COVID19 Deaths Counts

<https://data.cdc.gov/NCHS/Provisional-COVID-19-Death-Counts-by-Sex-Age-and-S/9bhg-hcku>

Canada Regional Data:

<https://health-infobase.canada.ca/covid-19/epidemiological-summary-covid-19-cases.html#fn1>

Canada Regional Populations (Q4 2019):

<https://www150.statcan.gc.ca/t1/tbl1/en/tv.action?pid=1710000901>