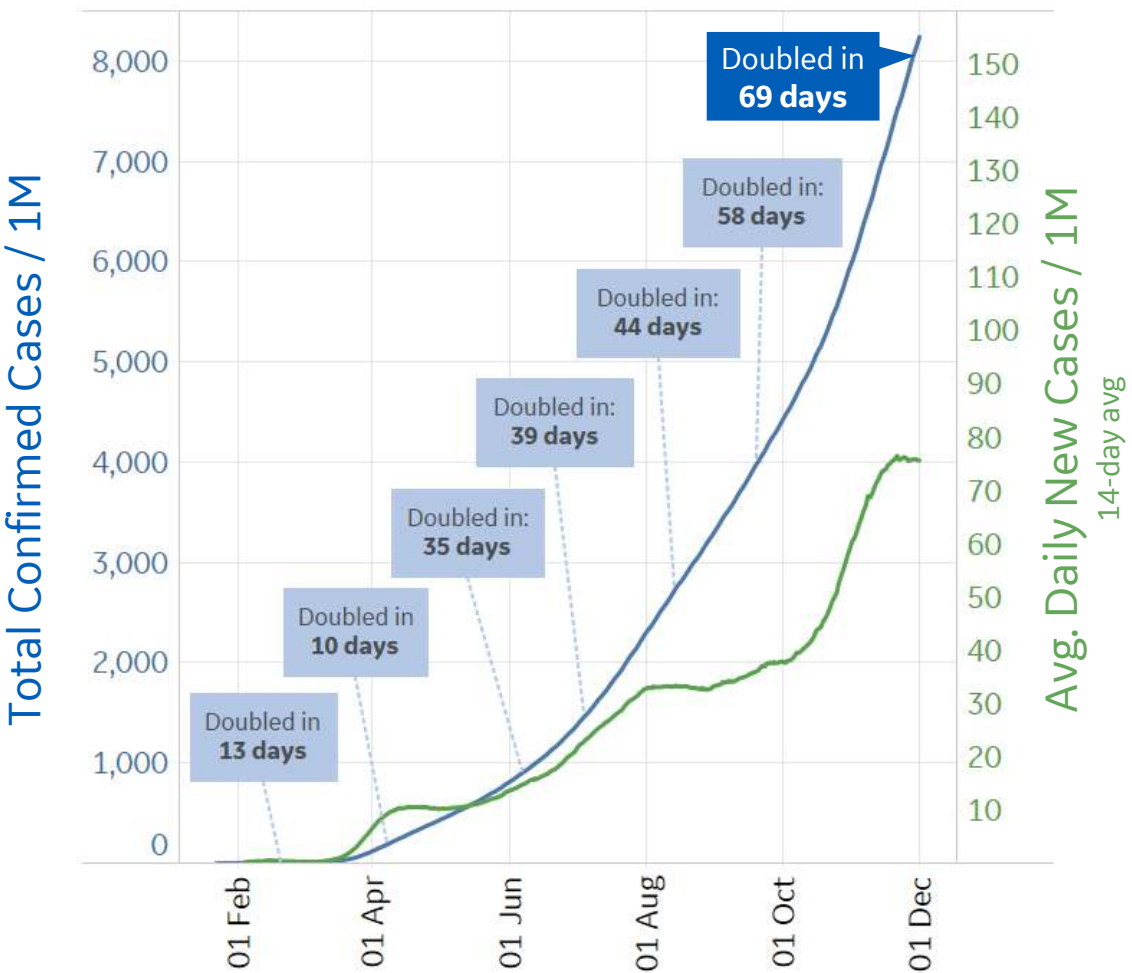




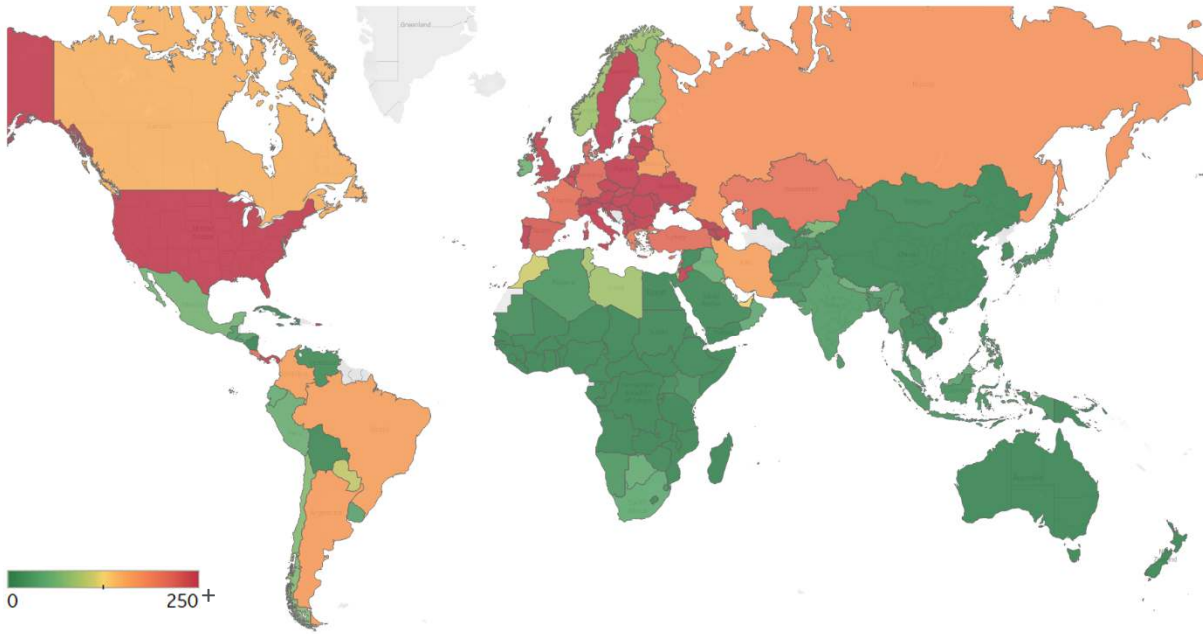
Global Confirmed & Active Cases

Trend since 22 Jan



Avg. Daily New Cases / 1M

Over the last 14 days



Per 1M:	New Today	Change from 30 days ago
Active	16	+50%
Confirmed	78	+37%
Deaths	2	+23%
Recovered	59	+32%
	To Date	Last 30 Days
Worldwide Survival Rate	97.7%	98.4%

Worldwide Survival Rate = (Confirmed - Deaths) / (Confirmed) in a given time period



New Confirmed Cases & New Deaths

Key

World

North America

Europe

Middle East

Cent & South America

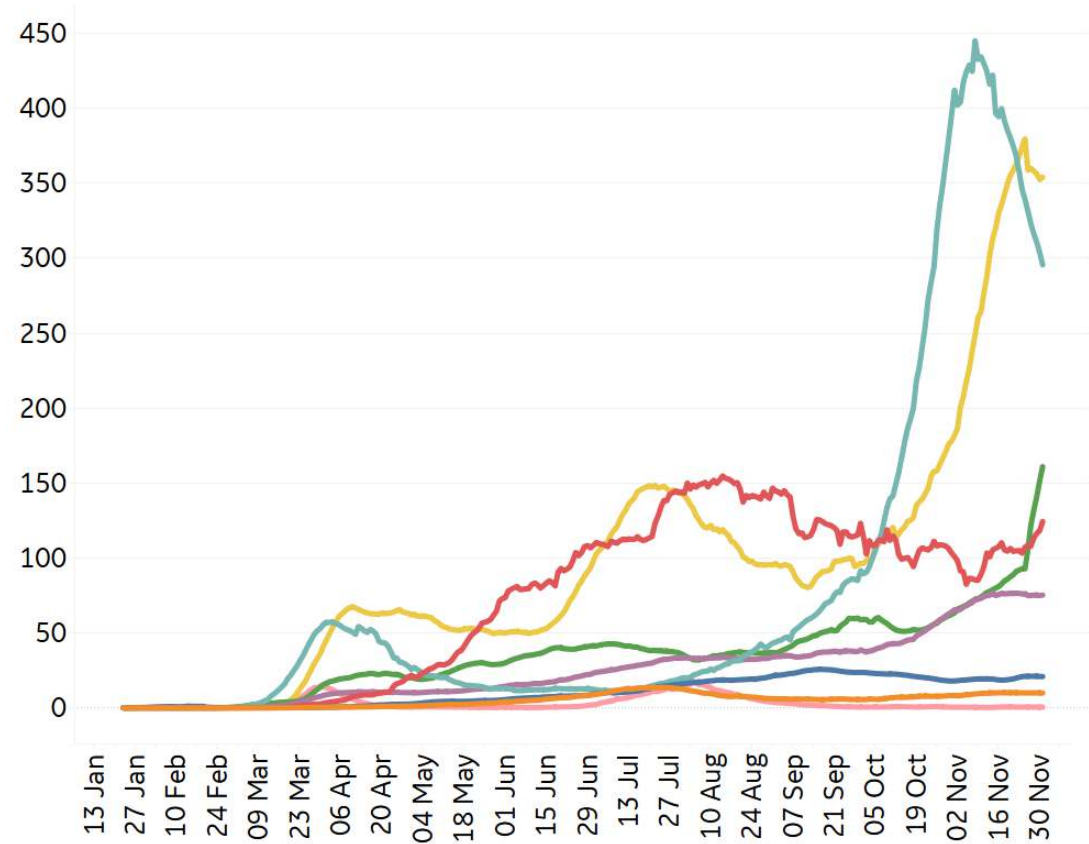
Asia

Africa

Oceania

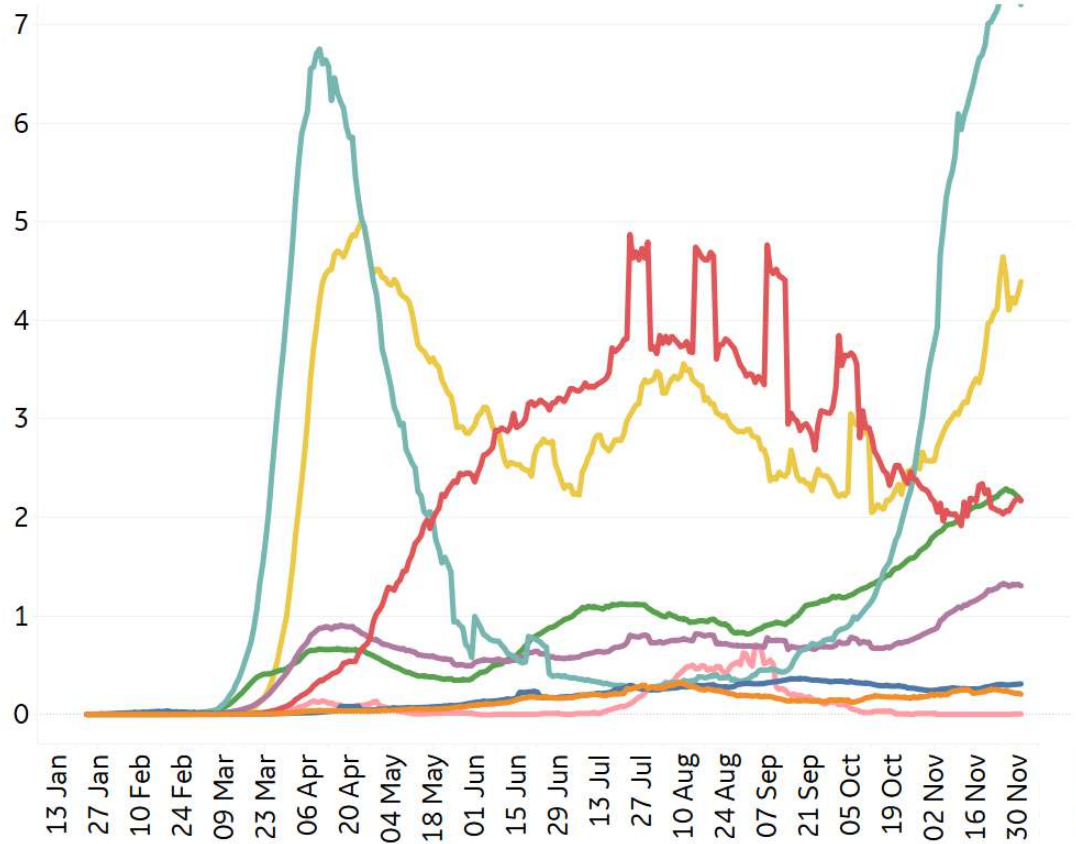
New Confirmed Cases / 1M

7-day rolling average



New Deaths / 1M

7-day rolling average





Top 50 Countries: Per 1M



1 - 25

	Average over last 7 days		Total Since 22 Jan			Change from 14d Ago in 14 day avg of daily new	
	New Confirmed	New Deaths	Total Confirmed	Total Recovered	Total Deaths	Confirmed	Deaths
Belgium	215	10	49,977	N/A**	1,448	-56%	-28%
Peru	57	1	29,225	27,086	1,091	-29%	-13%
Spain	188	6	35,428	3,216	973	-42%	-26%
Italy	392	12	26,809	12,977	932	-20%	40%
UK	220	7	24,265	N/A**	871	-31%	15%
Argentina	160	5	31,697	27,951	861	-23%	-30%
North Macedo..	465	16	30,213	19,290	860	-3%	27%
Bos. and Herz.	320	14	27,153	16,375	831	-25%	-6%
Brazil	180	2	30,047	26,874	818	37%	15%
US	488	5	41,454	15,790	818	20%	45%
France	152	5	34,860	2,572	809	-65%	-23%
Chile	73	2	28,921	27,622	807	-1%	-3%
Czechia	346	12	49,349	42,504	785	-45%	-30%
Armenia	407	9	45,885	37,245	740	-29%	-4%
Colombia	175	4	26,036	23,930	726	2%	1%
Panama	344	4	38,776	33,726	718	42%	27%
Slovenia	691	23	37,103	26,685	717	3%	32%
Sweden	498	4	25,820	N/A**	673	18%	143%
EU	288	8	26,367	9,614	609	-28%	12%
Bulgaria	399	20	21,411	7,628	603	-8%	77%
Romania	364	9	24,932	18,762	599	-8%	14%
Moldova	327	5	26,987	23,778	576	34%	25%
Switzerland	434	10	38,231	28,909	571	-39%	7%
Kosovo	354	7	21,740	13,865	556	17%	51%
Netherlands	289	3	31,289	410	555	-12%	-21%

26 - 50

	Average over last 7 days		Total Since 22 Jan			Change from 14d Ago in 14 day avg of daily new	
	New Confirmed	New Deaths	Total Confirmed	Total Recovered	Total Deaths	Confirmed	Deaths
Hungary	580	14	22,885	6,708	515	4%	30%
Poland	343	12	26,420	15,790	465	-27%	42%
Croatia	812	14	31,994	26,364	453	31%	54%
Portugal	445	7	29,467	21,662	449	-13%	12%
Ireland	54	1	14,743	4,732	419	-27%	1%
Austria	488	12	31,698	25,259	369	-26%	83%
Costa Rica	196	2	27,516	17,220	340	8%	-4%
Israel	119	1	39,065	37,485	332	40%	-2%
Georgia	986	9	34,930	29,470	327	29%	26%
Ukraine	324	4	17,495	8,476	296	28%	16%
Oman	37	1	24,264	22,606	280	-24%	-7%
Jordan	429	6	21,917	15,971	275	-3%	-5%
Russia	177	3	15,775	12,252	274	18%	28%
Kuwait	73	0	33,483	32,226	206	-48%	-44%
Bahrain	94	0	51,210	50,164	200	-20%	-69%
Lithuania	689	6	22,964	5,538	191	32%	77%
Serbia	824	6	20,995	N/A**	189	121%	185%
West Bank an..	406	3	19,261	14,431	163	142%	111%
Slovakia	254	4	19,632	12,612	159	-26%	-3%
Lebanon	225	2	18,967	12,165	151	-5%	13%
Denmark	220	1	14,238	11,269	146	16%	95%
Belarus	170	1	14,627	12,232	123	40%	56%
Qatar	67	0	48,247	47,311	83	-10%	0%
UAE	127	0	17,203	15,739	58	4%	9%
Total World	75	1	8,241	5,291	191	1%	15%

*Change from 14d ago:
Compares 14d-avgs. of Daily New Cases/Deaths
today with 14d-avgs. from 14d ago

From 1 Nov to 1 Dec, **Global** cases increased 37% and **Global** deaths increased 23%

Sorted by Total Deaths / 1M
Top 50 countries selected by Cases / 1M
Excluded countries with population < 1M

N/A** due to inconsistent reporting of Recovered Cases



Top 50 Countries: Raw Volume

Updated 2 Dec 2020, 3:30 GMT

4

1 - 25	Average over last 7 days		Total Since 22 Jan			Change from 14d Ago in 14 day avg of daily new	
	New Confirmed	New Deaths	Total Confirmed	Total Recovered	Total Deaths	Confirmed	Deaths
EU	128,209	3,401	11,739,928	4,280,618	270,995	-28%	12%
US	161,449	1,531	13,721,304	5,226,581	270,642	20%	45%
Brazil	38,297	529	6,386,787	5,712,305	173,817	37%	15%
India	34,370	417	9,462,809	8,889,585	137,621	-8%	-10%
Mexico	8,887	575	1,122,362	829,817	106,765	53%	20%
UK	14,946	459	1,647,230	N/A**	59,148	-31%	15%
Italy	23,697	722	1,620,901	784,595	56,361	-20%	40%
France	9,900	357	2,275,429	167,915	52,821	-65%	-23%
Iran	13,630	413	975,951	677,963	48,628	24%	-2%
Spain	8,800	263	1,656,444	150,376	45,511	-42%	-26%
Russia	25,889	482	2,302,062	1,787,962	40,050	18%	28%
Argentina	7,254	214	1,432,570	1,263,251	38,928	-23%	-30%
Colombia	8,900	180	1,324,792	1,217,647	36,934	2%	1%
Peru	1,864	46	963,605	893,061	35,966	-29%	-13%
South Africa	2,864	80	792,299	732,531	21,644	50%	36%
Poland	12,980	469	999,924	597,589	17,599	-27%	42%
Germany	18,784	335	1,094,678	769,380	17,177	-6%	67%
Indonesia	5,382	139	543,975	454,879	17,081	24%	35%
Belgium	2,487	121	579,212	N/A**	16,786	-56%	-28%
Chile	1,397	43	552,864	528,034	15,430	-1%	-3%
Turkey	29,720	181	668,957	409,320	13,936	530%	83%
Ecuador	1,034	34	193,673	169,804	13,501	14%	46%
Ukraine	14,164	192	765,117	370,677	12,962	28%	16%
Iraq	2,145	39	554,767	484,570	12,306	-28%	-19%
Canada	5,863	79	387,052	309,557	12,229	24%	36%

26 - 50	Average over last 7 days		Total Since 22 Jan			Change from 14d Ago in 14 day avg of daily new	
	New Confirmed	New Deaths	Total Confirmed	Total Recovered	Total Deaths	Confirmed	Deaths
Romania	7,004	165	479,634	360,934	11,530	-8%	14%
Netherlands	4,947	58	536,129	7,017	9,518	-12%	-21%
Bolivia	95	5	144,810	122,495	8,963	-13%	-16%
Philippines	1,600	33	432,925	398,782	8,418	-6%	2%
Czechia	3,706	130	528,474	455,177	8,407	-45%	-30%
Pakistan	2,917	52	403,311	345,365	8,166	55%	158%
Sweden	5,028	43	260,758	N/A**	6,798	18%	143%
Bangladesh	2,176	32	467,225	383,224	6,675	27%	55%
Morocco	4,045	64	359,844	310,193	5,915	-19%	-5%
Saudi Arabia	269	14	357,623	347,176	5,907	-31%	-9%
Hungary	5,599	138	221,073	64,802	4,977	4%	30%
Switzerland	3,754	90	330,874	250,200	4,940	-39%	7%
Portugal	4,534	74	300,462	220,877	4,577	-13%	12%
Bulgaria	2,775	137	148,775	53,000	4,188	-8%	77%
Austria	4,397	107	285,489	227,497	3,325	-26%	83%
Panama	1,483	16	167,311	145,518	3,098	42%	27%
Israel	1,027	8	338,127	324,449	2,877	40%	-2%
Jordan	4,374	60	223,617	162,959	2,802	-3%	-5%
Kazakhstan	6,855	70	175,565	148,043	2,434	519%	1174%
Dom. Rep.	742	3	144,302	115,530	2,333	40%	13%
Japan	2,170	21	150,976	N/A	2,109	66%	112%
Serbia	7,201	54	183,437	N/A**	1,652	121%	185%
Nepal	1,339	24	233,452	216,594	1,529	-31%	16%
UAE	1,255	2	170,149	155,667	576	4%	9%
Total World	582,788	10,107	63,839,023	40,990,138	1,480,001	1%	15%

*Change from 14d ago:
Compares 14d-avgs. of Daily New Cases/Deaths today with 14d-avgs. from 14d ago

In the last 7 days, deaths in **Croatia** increased 29% (+416 deaths)

Sorted by Raw Total Deaths
Top 50 countries selected by Total Cases
Excluded countries with population < 1M

N/A** due to inconsistent reporting of Recovered Cases



United States: Per 1M



1 - 25

	Average over last 7 days		Total Since 22 Jan			Change from 14d Ago* in 14 day avg of daily new	
	New Confirmed	New Deaths	Total Confirmed	Total Recovered	Total Deaths	Confirmed	Deaths
New Jersey	451	4	38,494	4,955	1,923	32%	88%
New York	354	2	33,684	4,411	1,782	57%	32%
Massachusetts	373	5	33,254	22,557	1,564	15%	29%
Connecticut	460	6	33,308	2,749	1,414	18%	98%
Louisiana	410	4	51,140	41,406	1,389	31%	46%
Rhode Island	874	7	54,661	3,565	1,303	34%	55%
Mississippi	474	5	51,883	43,259	1,289	30%	29%
North Dakota	985	13	104,526	95,812	1,260	-27%	-16%
South Dakota	977	21	91,461	74,465	1,072	-26%	54%
Illinois	730	10	58,306	N/A	1,036	-13%	57%
Michigan	682	10	39,597	16,549	977	11%	66%
DC	258	2	30,726	22,549	971	33%	92%
Arizona	594	3	46,318	7,285	919	90%	28%
Georgia	292	4	44,870	N/A	896	27%	-4%
Indiana	803	9	51,153	30,185	871	11%	43%
Florida	365	3	46,940	N/A	870	37%	37%
S. Carolina	269	3	42,518	22,365	855	17%	32%
Arkansas	521	5	52,790	46,617	832	9%	10%
Pennsylvania	514	6	29,099	17,207	820	50%	130%
Delaware	540	3	37,322	18,190	798	65%	41%
Iowa	692	8	73,869	43,559	776	-32%	36%
Maryland	370	5	33,269	1,425	773	42%	95%
Texas	342	4	43,142	33,678	763	23%	30%
New Mexico	897	11	47,414	15,956	758	74%	48%
Alabama	467	5	51,579	33,029	742	29%	7%

26 - 51

	Average over last 7 days		Total Since 22 Jan			Change from 14d Ago* in 14 day avg of daily new	
	New Confirmed	New Deaths	Total Confirmed	Total Recovered	Total Deaths	Confirmed	Deaths
Nevada	730	5	50,271	N/A	703	49%	61%
Tennessee	717	6	55,671	49,220	679	9%	19%
Missouri	572	6	50,374	N/A	656	-9%	43%
Montana	762	9	59,138	43,367	653	-3%	8%
Minnesota	998	8	57,151	49,567	651	7%	51%
Wisconsin	734	8	71,510	54,861	620	-19%	-3%
Ohio	712	5	36,794	24,015	560	36%	94%
Nebraska	1,054	11	67,304	33,336	558	-11%	69%
Colorado	766	6	41,209	2,219	540	14%	69%
Idaho	685	7	57,807	22,903	537	0%	7%
Kansas	741	5	55,000	1,168	535	10%	78%
N. Carolina	342	3	35,030	30,127	504	34%	9%
California	365	2	31,536	N/A	489	81%	59%
Virginia	276	2	28,125	2,858	480	51%	53%
Oklahoma	681	3	50,413	42,307	444	29%	27%
Kentucky	650	4	40,998	6,376	435	34%	27%
West Virginia	537	6	27,240	17,375	423	39%	26%
Wyoming	949	9	58,409	44,929	413	-5%	35%
New Hampshire	353	2	16,034	11,926	388	67%	37%
Washington	304	2	21,959	N/A	368	37%	37%
Utah	717	4	61,827	42,642	278	-1%	41%
Oregon	316	3	18,174	1,392	222	49%	105%
Hawaii	62	1	12,901	8,446	172	-14%	633%
Alaska	722	1	44,510	9,794	167	-1%	37%
Maine	126	3	8,913	6,966	159	7%	167%
Vermont	109	2	6,793	4,109	115	31%	1200%

*Change from 14d ago:
Compares 14d-avgs. of Daily New Cases/Deaths
today with 14d-avgs. from 14d ago

In the last 2 weeks, **New Mexico** had the largest percentage increase in confirmed cases (+47% or +15,194 cases per 1M)

Sorted by Total Deaths / 1M

N/As due to states revising and updating case counts



United States: Raw Volume



1 - 25

	Average over last 7 days		Total Since 22 Jan			Change from 14d Ago* in 14 day avg of daily new	
	New Confirmed	New Deaths	Total Confirmed	Total Recovered	Total Deaths	Confirmed	Deaths
New York	6,895	43	655,265	85,808	34,662	57%	32%
Texas	9,914	124	1,250,934	976,517	22,114	23%	30%
California	14,405	63	1,246,042	N/A	19,304	81%	59%
Florida	7,838	75	1,008,166	N/A	18,679	37%	37%
New Jersey	4,007	38	341,910	44,013	17,083	32%	88%
Illinois	9,251	124	738,846	N/A	13,131	-13%	57%
Massachusetts	2,572	32	229,205	155,473	10,778	15%	29%
Pennsylvania	6,574	83	372,530	220,284	10,504	50%	130%
Michigan	6,815	95	395,453	165,269	9,759	11%	66%
Georgia	3,096	42	476,405	N/A	9,515	27%	-4%
Arizona	4,324	25	337,139	53,026	6,687	90%	28%
Ohio	8,322	64	430,093	280,716	6,548	36%	94%
Louisiana	1,905	19	237,740	192,488	6,455	31%	46%
Indiana	5,405	61	344,373	203,214	5,864	11%	43%
N. Carolina	3,586	30	367,395	315,979	5,284	34%	9%
Connecticut	1,639	23	118,754	9,800	5,040	18%	98%
Maryland	2,239	27	201,135	8,613	4,673	42%	95%
Tennessee	4,896	38	380,186	336,131	4,638	9%	19%
S. Carolina	1,383	13	218,912	115,152	4,404	17%	32%
Virginia	2,354	16	240,063	24,393	4,093	51%	53%
Missouri	3,508	37	309,169	N/A	4,026	-9%	43%
Mississippi	1,410	15	154,411	128,746	3,836	30%	29%
Minnesota	5,628	45	322,312	279,540	3,674	7%	51%
Alabama	2,291	24	252,900	161,946	3,638	29%	7%
Wisconsin	4,275	48	416,365	319,426	3,611	-19%	-3%

26 - 51

	Average over last 7 days		Total Since 22 Jan			Change from 14d Ago* in 14 day avg of daily new	
	New Confirmed	New Deaths	Total Confirmed	Total Recovered	Total Deaths	Confirmed	Deaths
Colorado	4,410	36	237,310	12,779	3,109	14%	69%
Washington	2,314	16	167,216	N/A	2,805	37%	37%
Arkansas	1,571	15	159,309	140,682	2,512	9%	10%
Iowa	2,183	26	233,062	137,431	2,449	-32%	36%
Nevada	2,249	17	154,842	N/A	2,164	49%	61%
Kentucky	2,904	19	183,164	28,486	1,943	34%	27%
Oklahoma	2,696	13	199,482	167,406	1,758	29%	27%
New Mexico	1,882	23	99,419	33,458	1,589	74%	48%
Kansas	2,158	15	160,233	3,403	1,560	10%	78%
Rhode Island	926	8	57,906	3,777	1,380	34%	55%
Nebraska	2,039	21	130,194	64,485	1,080	-11%	69%
North Dakota	751	10	79,655	73,015	960	-27%	-16%
Idaho	1,225	12	103,305	40,929	960	0%	7%
South Dakota	865	18	80,912	65,876	948	-26%	54%
Oregon	1,332	13	76,654	5,870	936	49%	105%
Utah	2,299	12	198,216	136,709	890	-1%	41%
Delaware	526	3	36,343	17,713	777	65%	41%
West Virginia	962	11	48,818	31,139	758	39%	26%
Montana	814	10	63,205	46,350	698	-3%	8%
DC	182	2	21,685	15,914	685	33%	92%
New Hampshire	480	2	21,802	16,216	528	67%	37%
Hawaii	87	2	18,266	11,958	244	-14%	633%
Wyoming	549	5	33,805	26,003	239	-5%	35%
Maine	169	4	11,981	9,364	214	7%	167%
Alaska	528	1	32,561	7,165	122	-1%	37%
Vermont	68	1	4,239	2,564	72	31%	1200%

*Change from 14d ago:
Compares 14d-avgs. of Daily New Cases/Deaths
today with 14d-avgs. from 14d ago

In the last week, confirmed cases in **Pennsylvania** increased 14% (+46,017 cases)

Sorted by Raw Total Deaths

N/As due to states revising and updating case counts



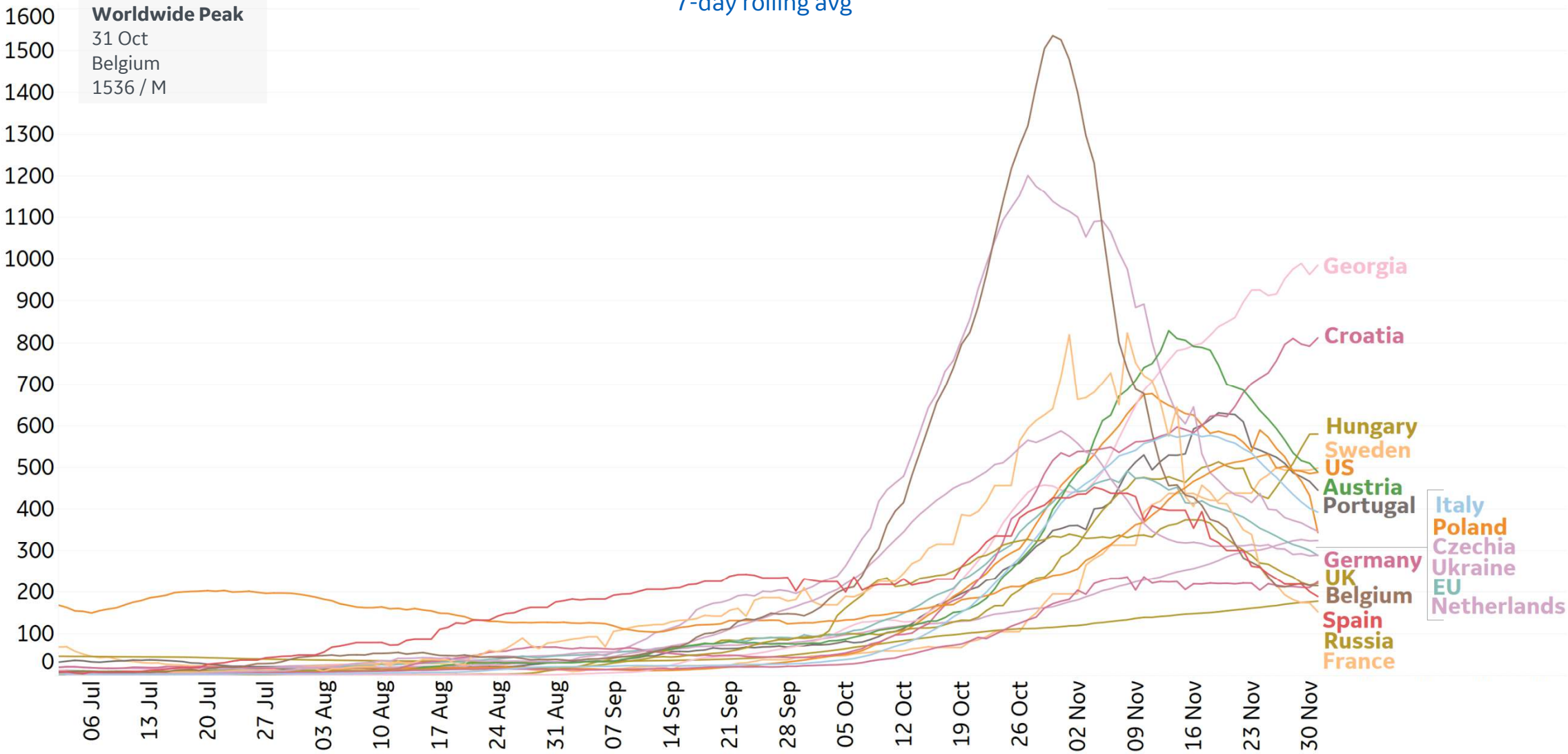
New Confirmed Cases in Select Countries

Updated 2 Dec 2020, 3:30 GMT

7

Daily New Confirmed Cases / 1M

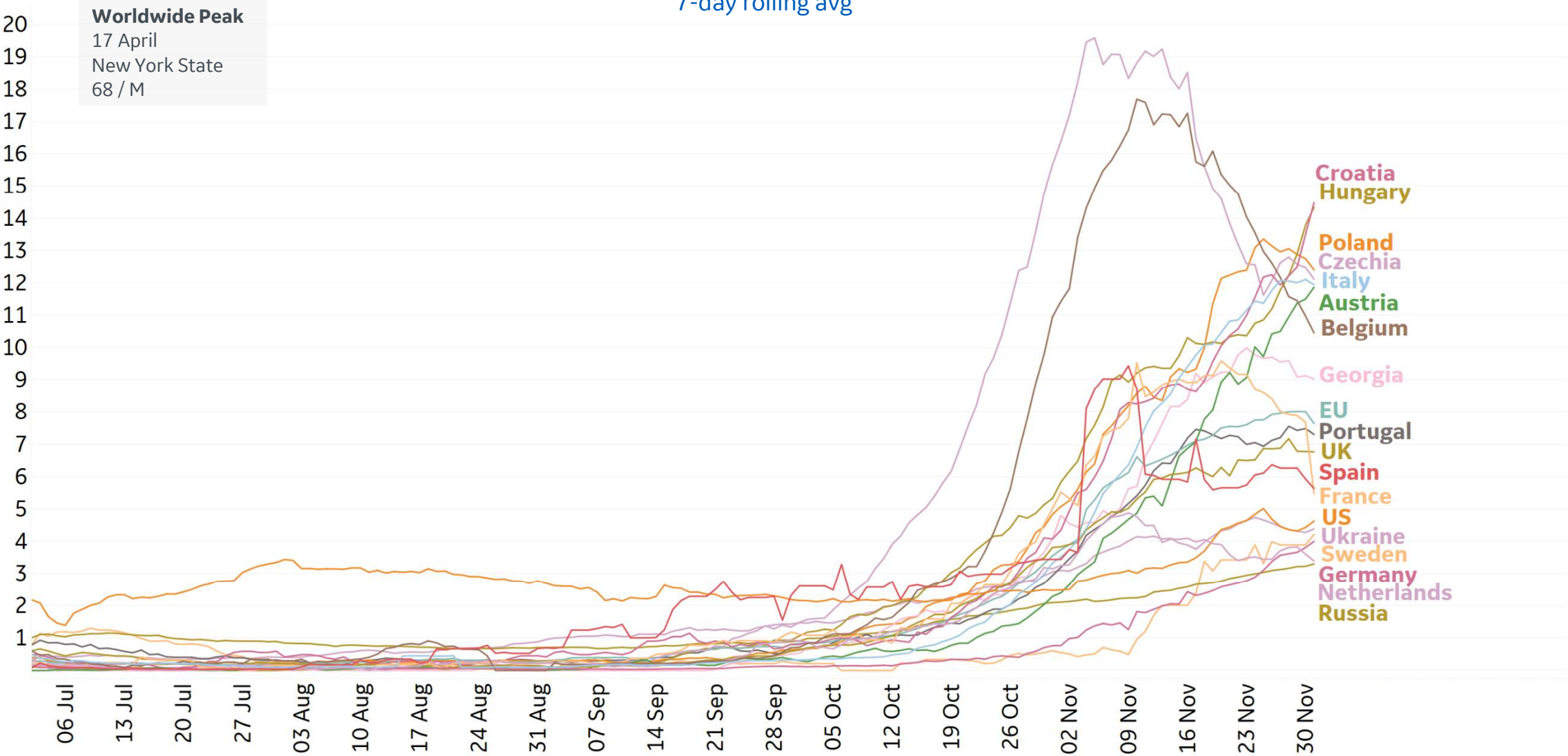
7-day rolling avg





New Deaths in Select Countries

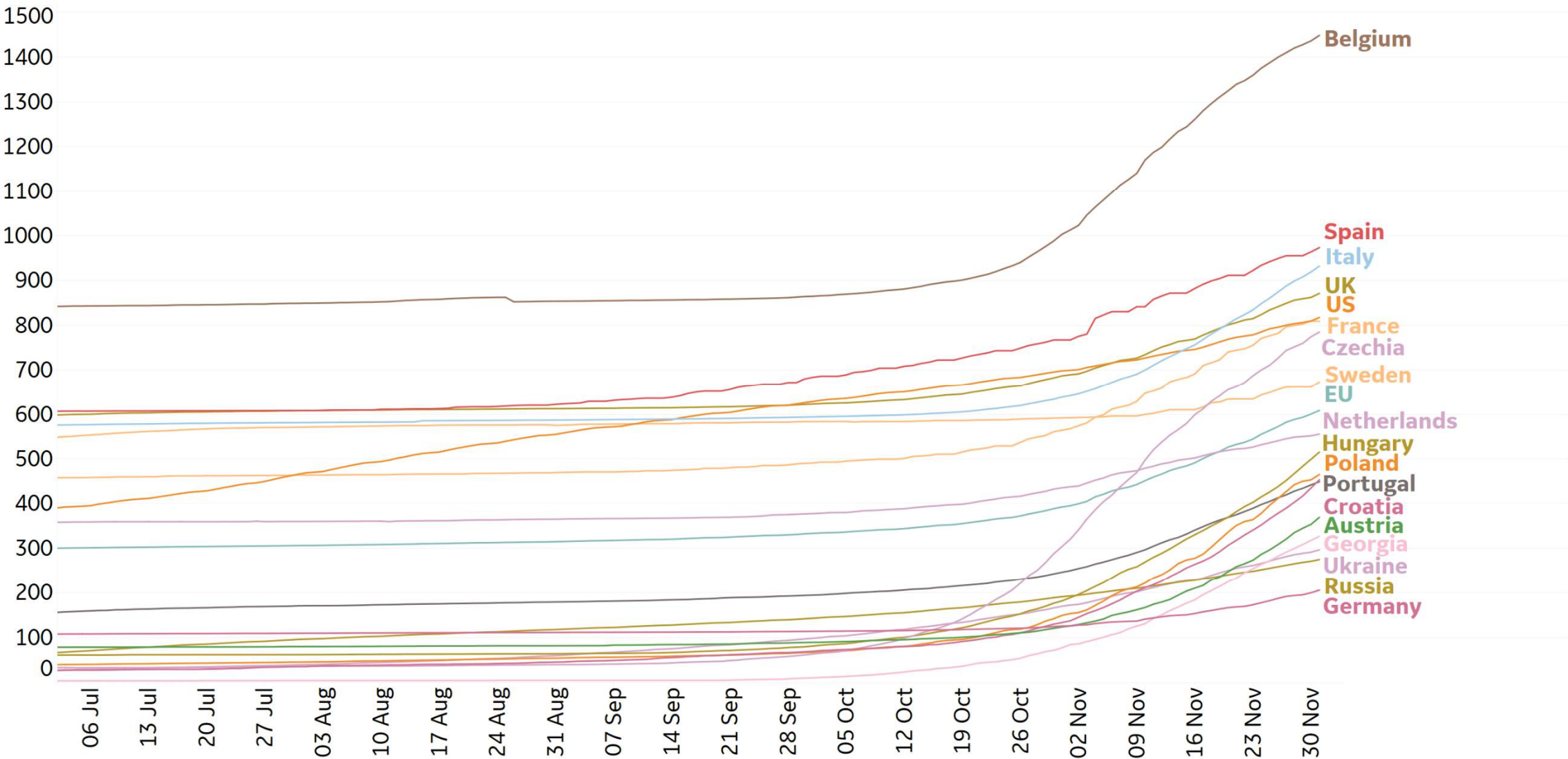
Daily New Deaths / 1M
7-day rolling avg





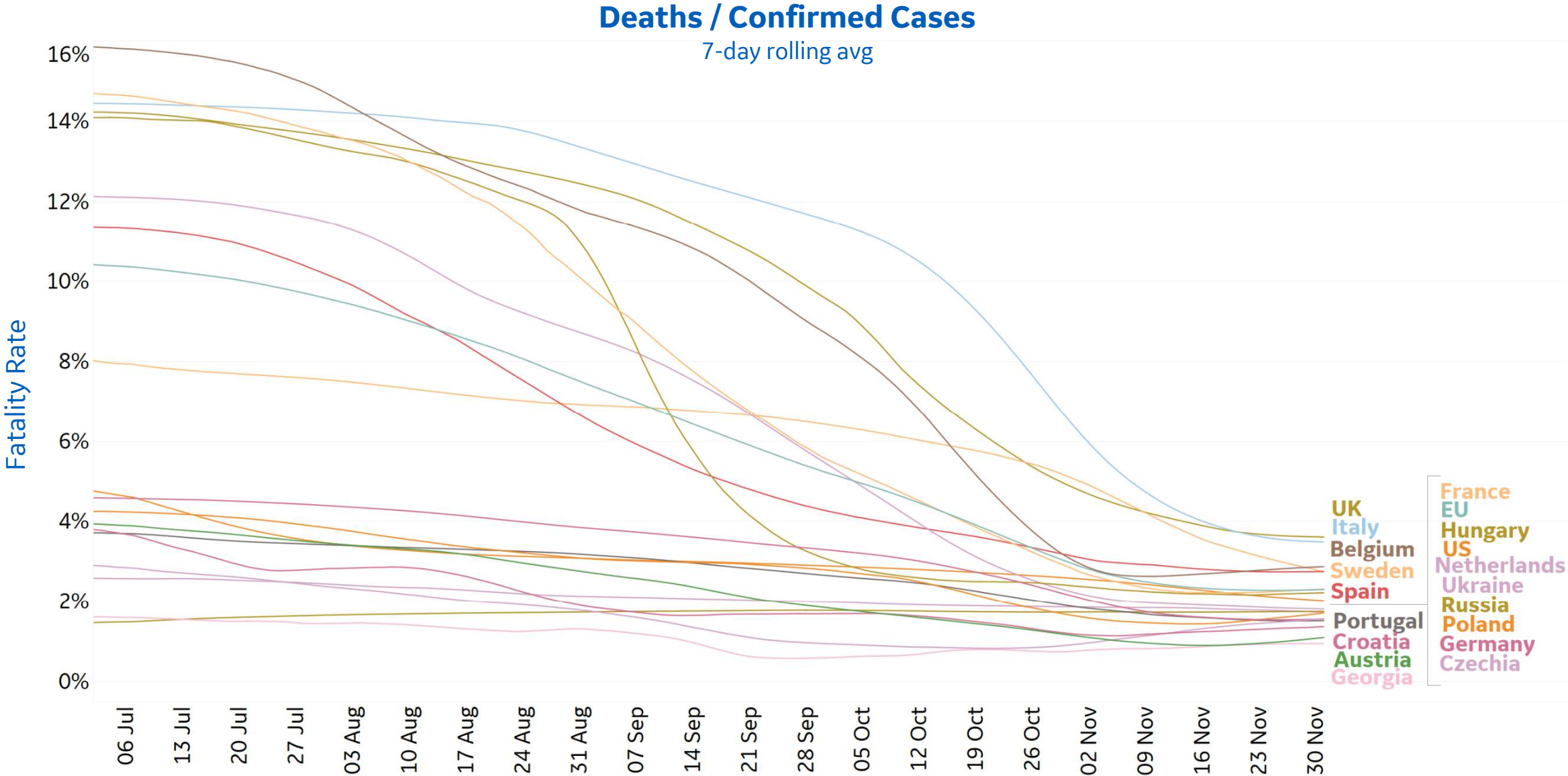
Cumulative Deaths in Select Countries

Cumulative Deaths / 1M





Fatality Rate in Select Countries

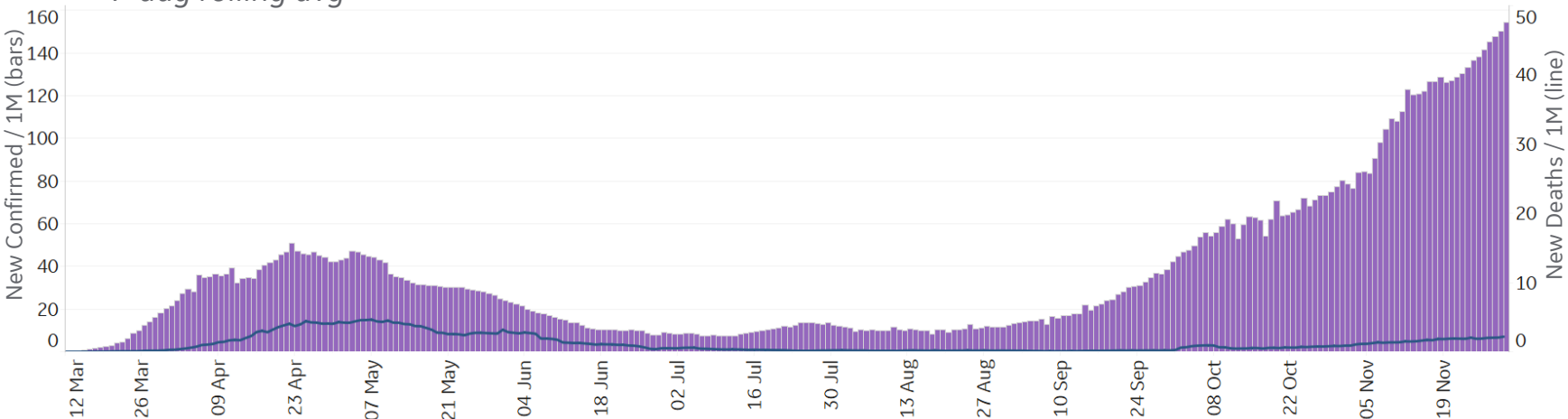




Feature: Canada

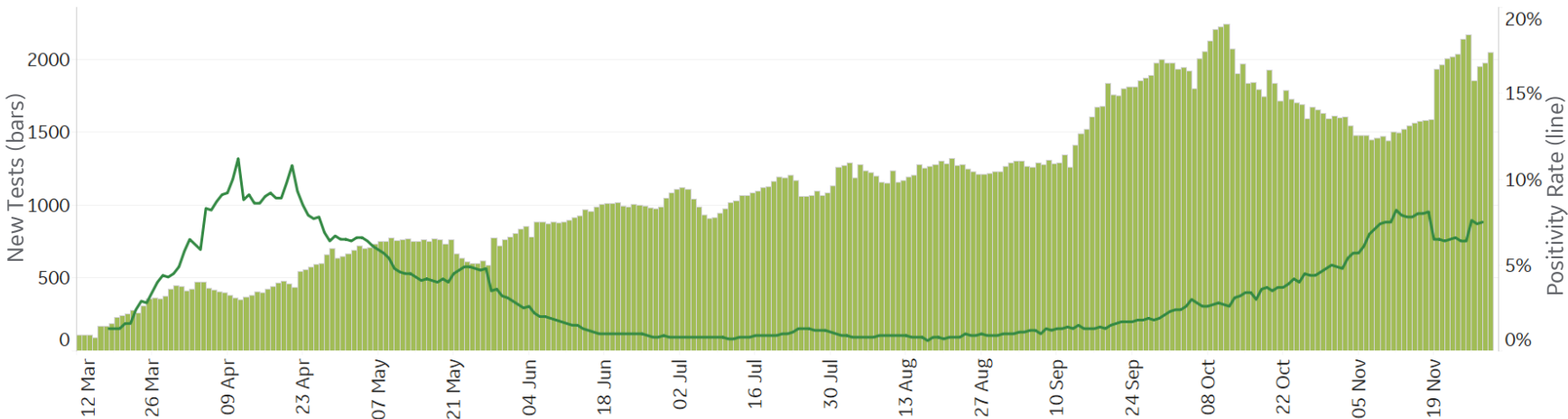
New Confirmed Cases per 1M & New Deaths per 1M

7-day rolling avg



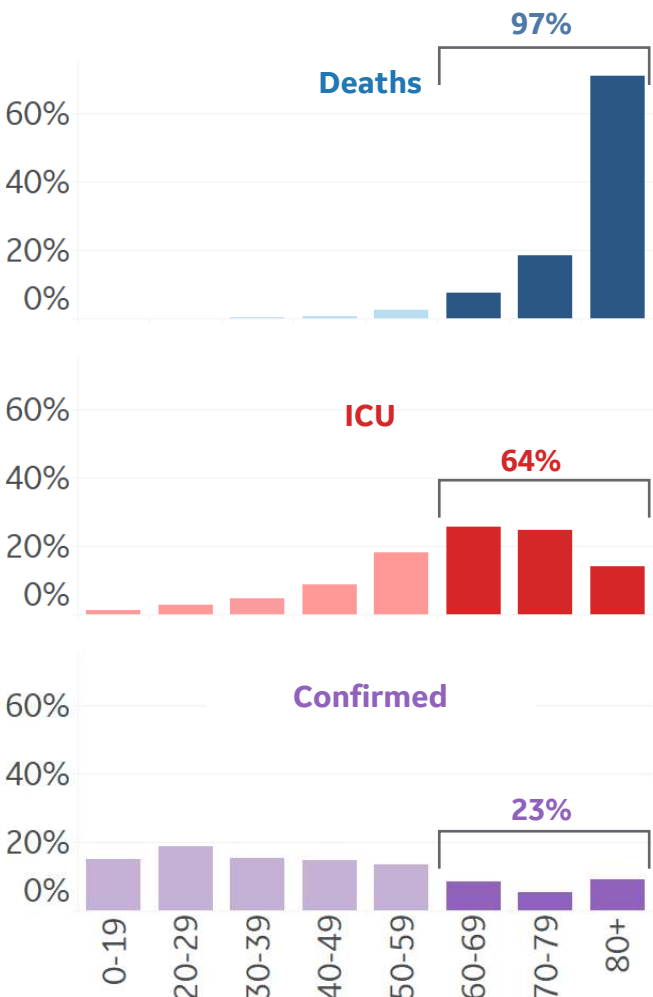
Daily New Tests per 1M & Positivity Rate over time

7-day rolling avg



Age Profiles

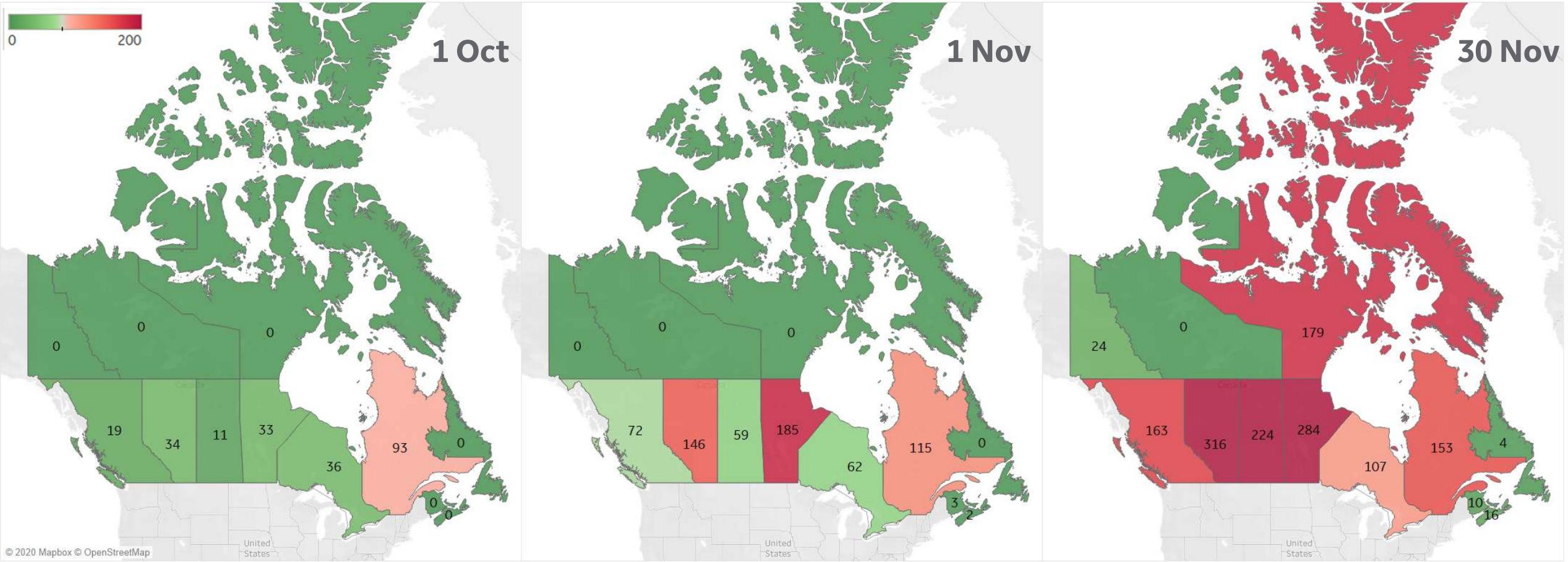
In Canada, people aged 60+ account for **23% of confirmed cases**, while making up **64% of ICU admissions** and **97% of reported deaths**





Feature: Canada, Case Increase in last Month

New Cases per 1M
7-day rolling avg





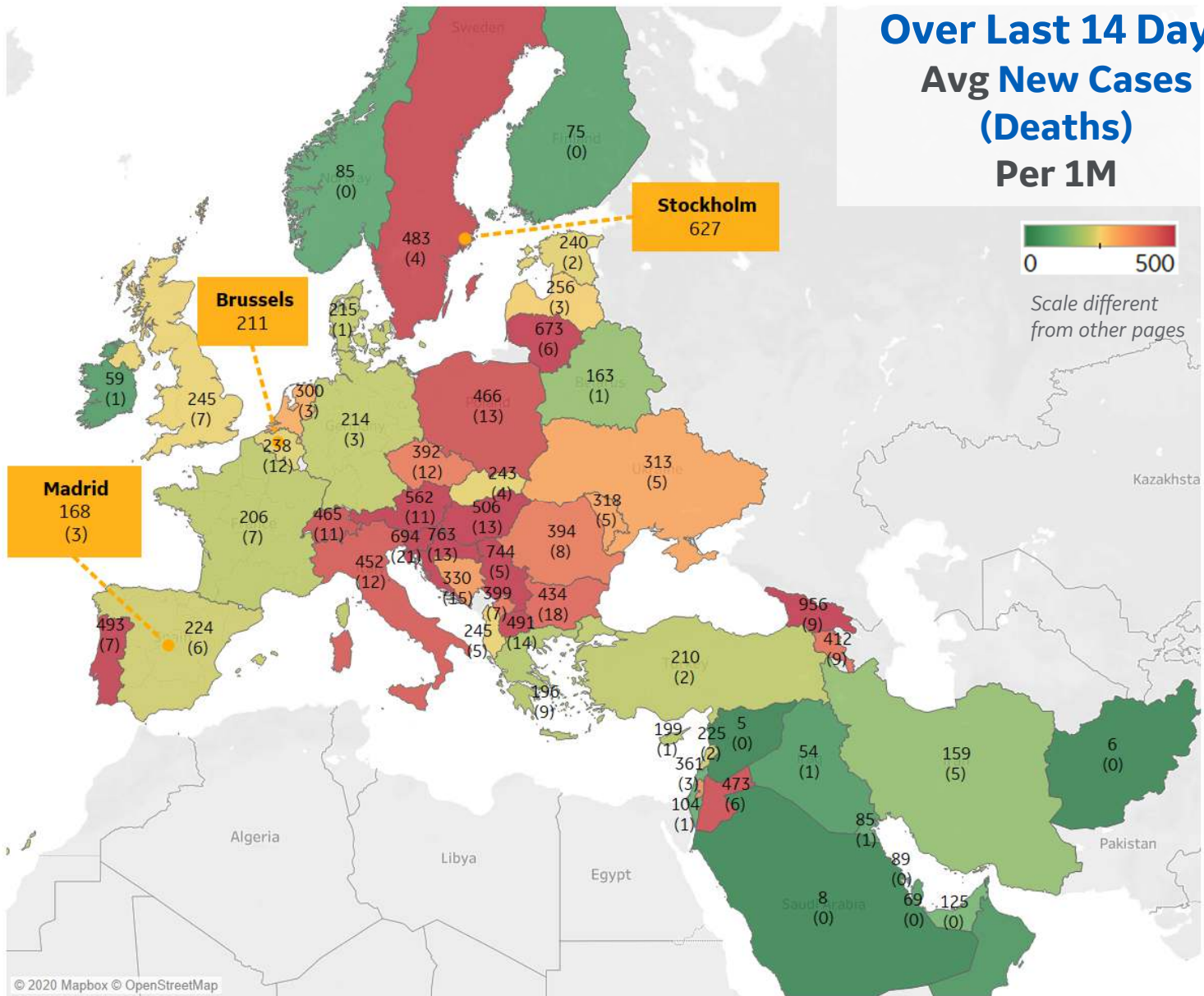
Per 1M in Region

	Today	Change
Active Cases	10,710	+0.7%
Confirmed	238 new	+1%
Deaths	6 new	+1%
Recovered	161 new	+2%

Most Daily New Cases / 1M

Georgia	956
Croatia	763
Serbia	744
Slovenia	694
Lithuania	673
Austria	562
Hungary	506
Portugal	493
North Macedonia	491
Sweden	483

* Excludes regions with population < 1M





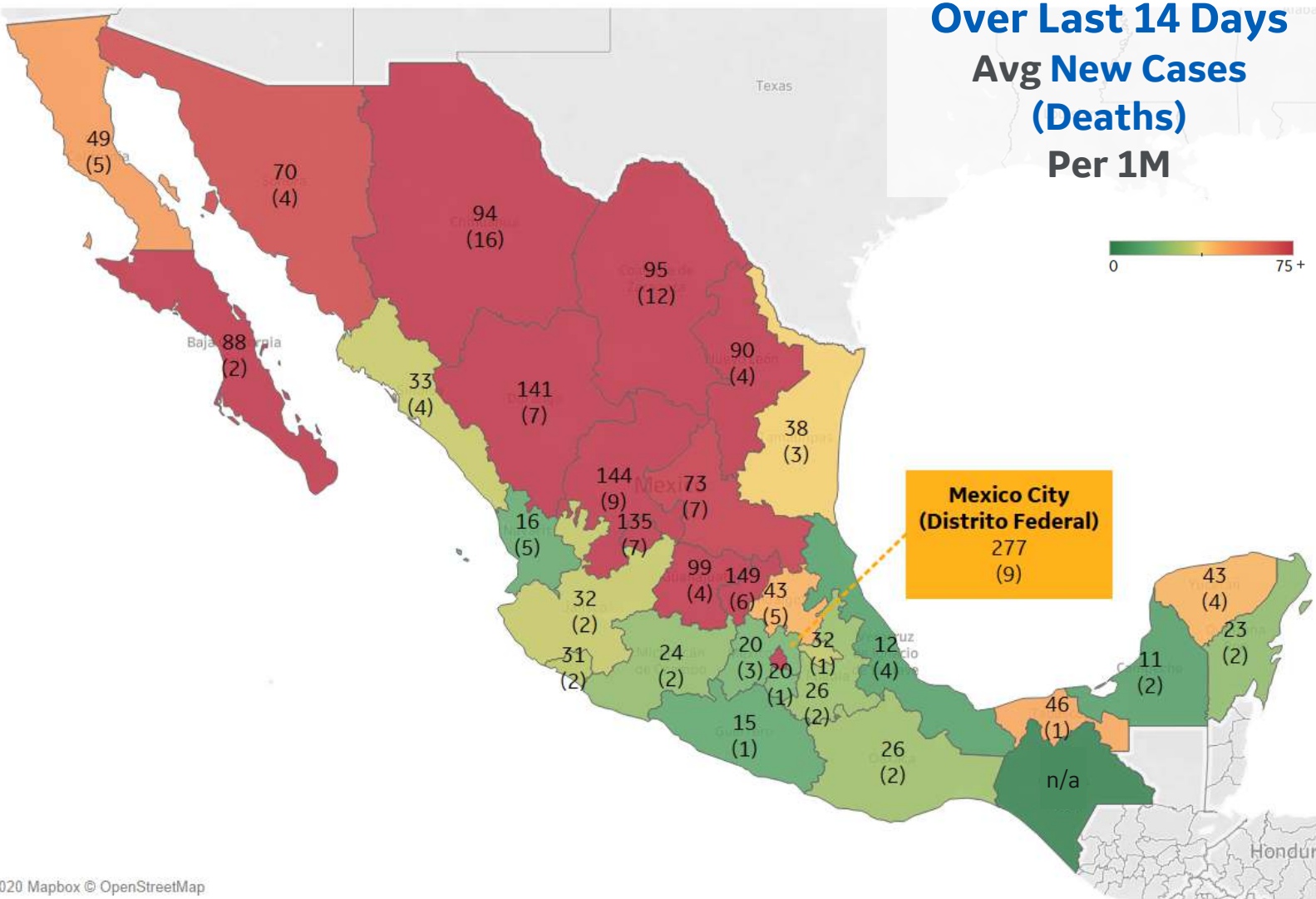
Mexico

Per 1M in Region

	Today	Change
Active Cases	1,441	+1.0%
Confirmed	68 new	+0.8%
Deaths	6 new	+0.8%
Recovered	48 new	+1.0%

Most Daily New Cases / 1M

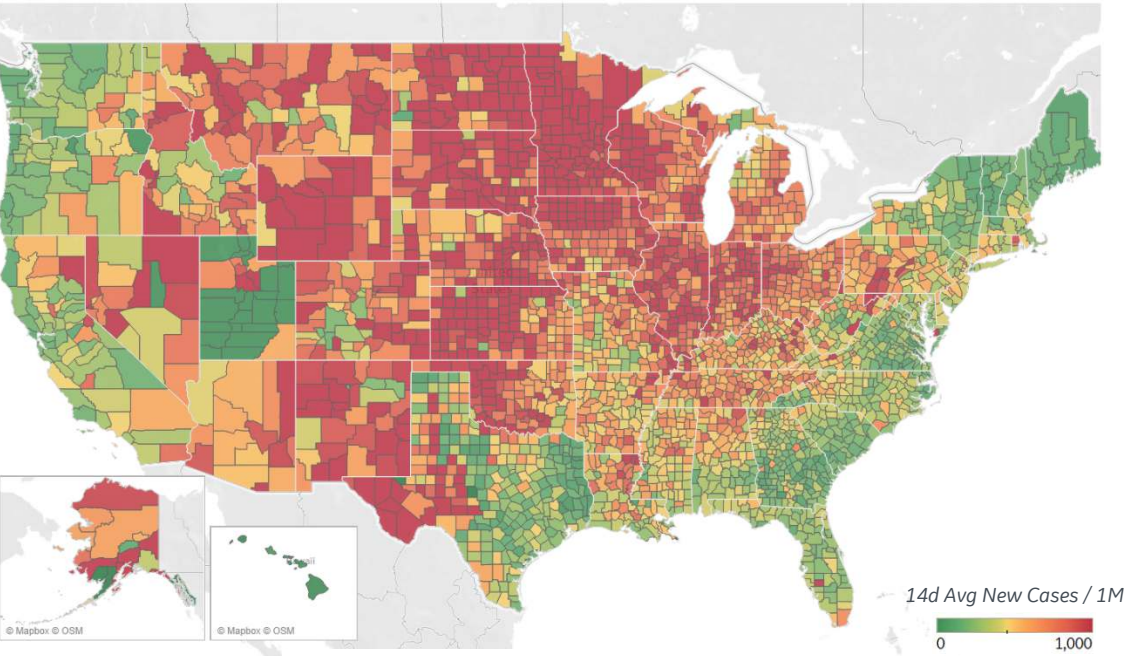
Distrito Federal	277
Querétaro	149
Zacatecas	144
Durango	141
Aguascalientes	135
Guanajuato	99
Coahuila	95
Chihuahua	94
Nuevo León	90
Baja California Sur	88





US Counties: Recent Cases and Deaths

Average New Cases per 1M Over Last 14 Days

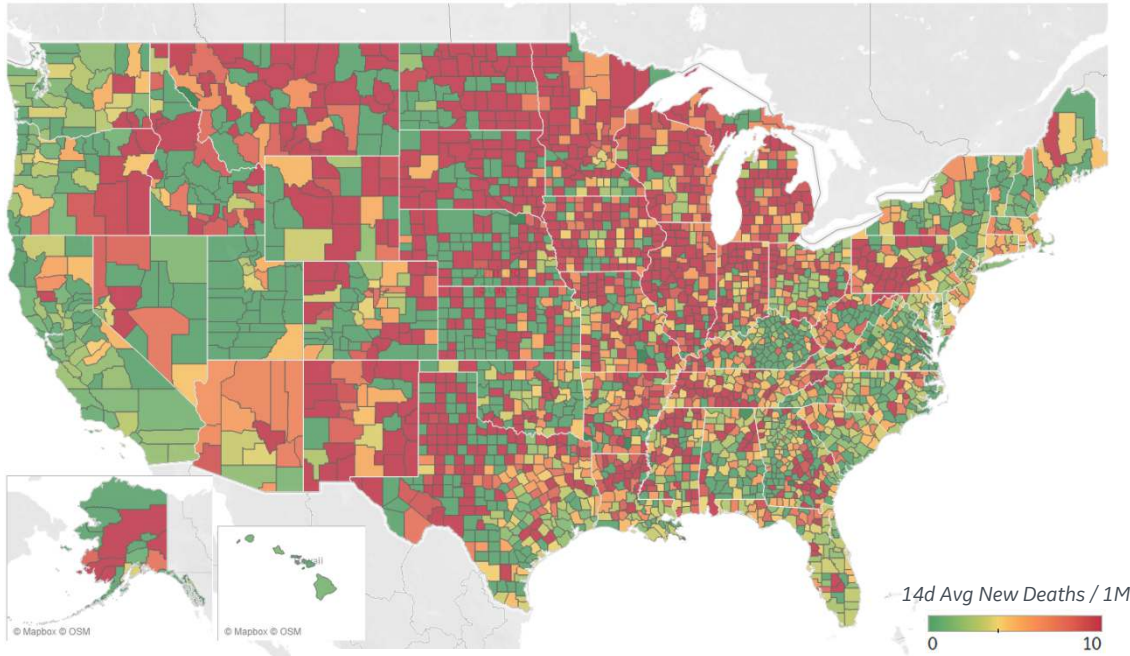


Top 10 by New Confirmed

Avg New Confirmed Cases / 1M

Lubbock County, TX	1,445
Waukesha County, WI	1,243
Anoka County, MN	1,173
Bernalillo County, NM	1,078
Douglas County, NE	1,031
Dakota County, MN	1,030
Utah County, UT	1,001
Milwaukee County, WI	972
Adams County, CO	953
Washoe County, NV	951

Average New Deaths per 1M Over Last 14 Days



Top 10 by New Deaths

Avg New Deaths/ 1M

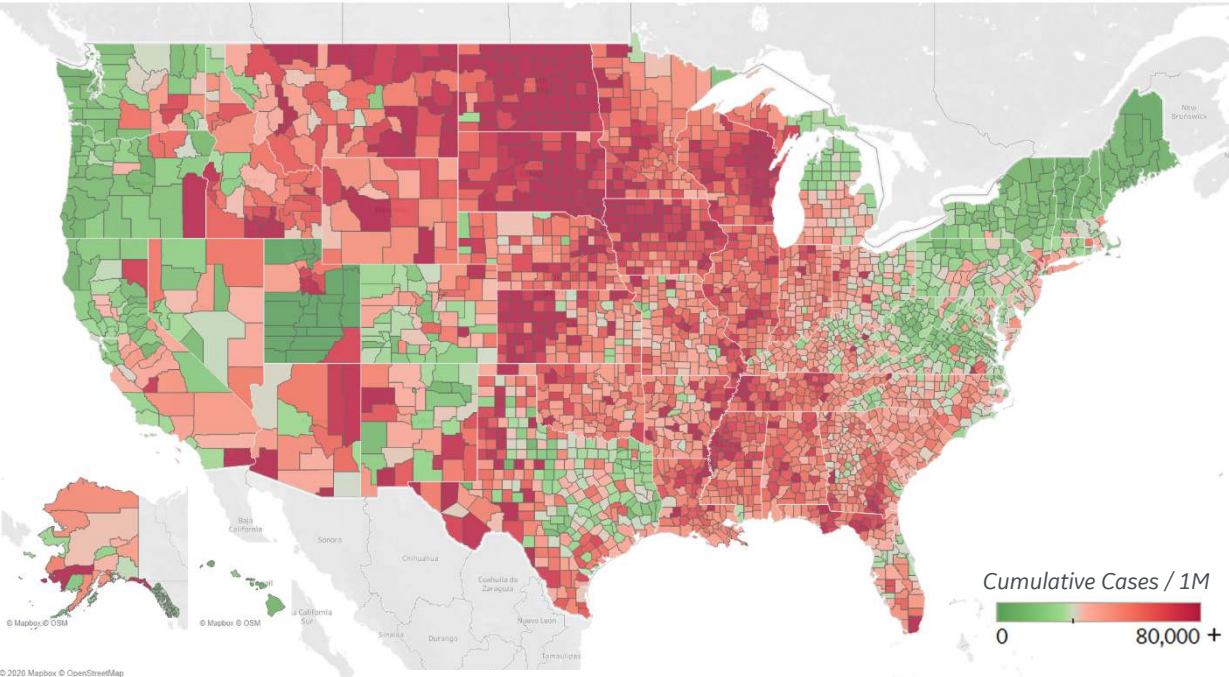
El Paso County, TX	23
Lubbock County, TX	20
Madison County, IL	17
Cumberland County, PA	14
Ottawa County, MI	14
Westmoreland County, PA	14
Luzerne County, PA	12
Kent County, MI	12
Allen County, IN	11
St. Joseph County, IN	11

Note: Lists includes counties
≥ 250K population



US Counties: Cumulative Cases and Deaths

Confirmed **Cases** per 1M to date

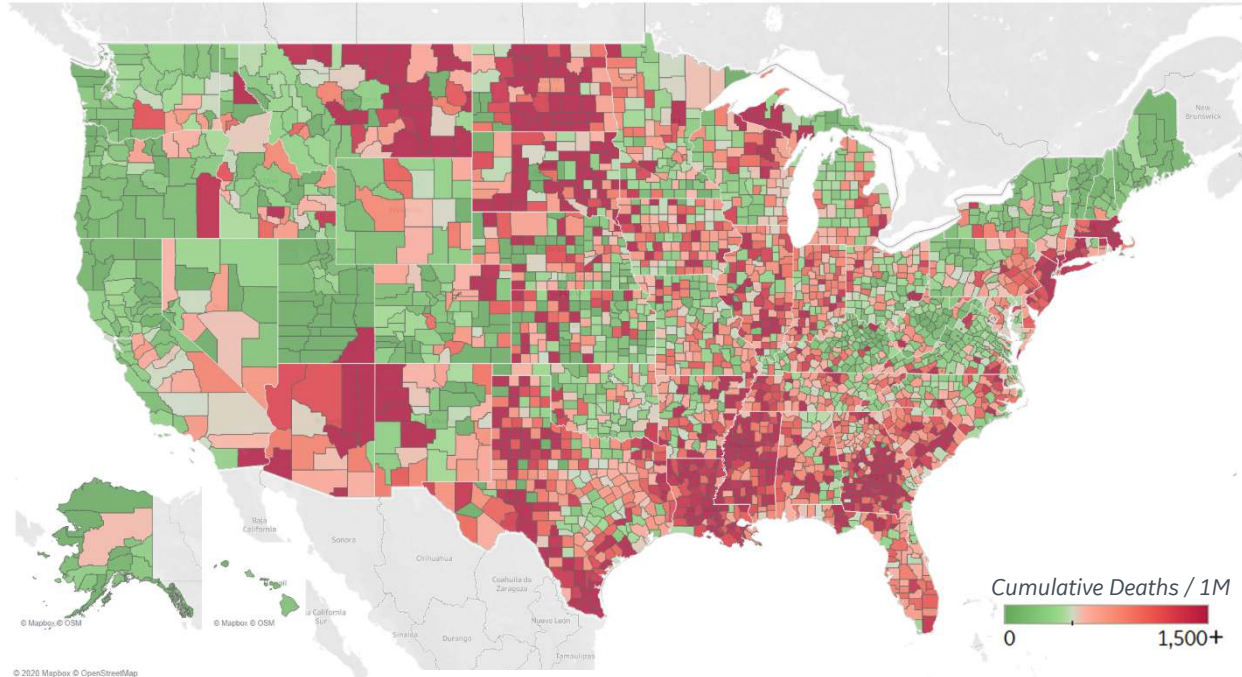


Top 10 Counties

Total Confirmed Cases / 1M

Lubbock County, TX	104,408
El Paso County, TX	103,370
Brown County, WI	88,878
Miami-Dade County, FL	85,302
Milwaukee County, WI	78,221
Utah County, UT	77,863
Douglas County, NE	72,136
Waukesha County, WI	71,227
Webb County, TX	71,219
Salt Lake County, UT	70,092

Reported **Deaths** per 1M to date



Top 10 Counties

Total Reported Deaths / 1M

New York City*	4,504
Essex County, NJ	2,801
Cameron County, TX	2,649
Passaic County, NJ	2,630
Union County, NJ	2,583
Hidalgo County, TX	2,375
Hudson County, NJ	2,353
Bergen County, NJ	2,295
Rockland County, NY	2,124
Hampden County, MA	1,958

Note: Lists includes counties $\geq 250K$ population

* New York City counties aggregated into one reporting area



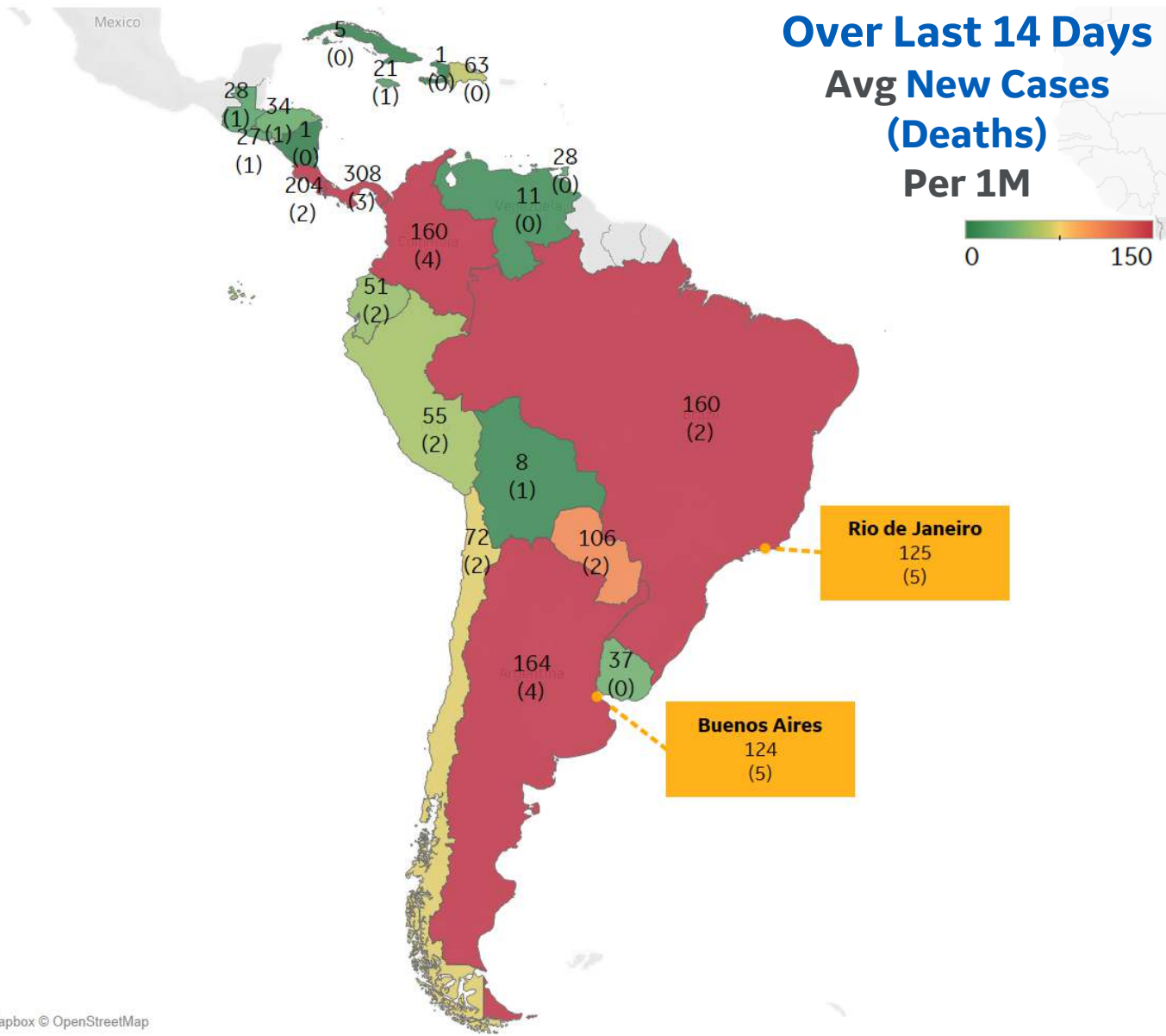
Per 1M in Region

	Today	Change
Active Cases	1,869	-6%
Confirmed	145 new	+0.6%
Deaths	2 new	+0.4%
Recovered	258 new	+1.3%

Most Daily New Cases / 1M

Panama	308
Costa Rica	204
Argentina	164
Brazil	160
Colombia	160
Paraguay	106
Chile	72
Dom. Rep.	63
Peru	55
Ecuador	51

* Excludes regions with population < 1M





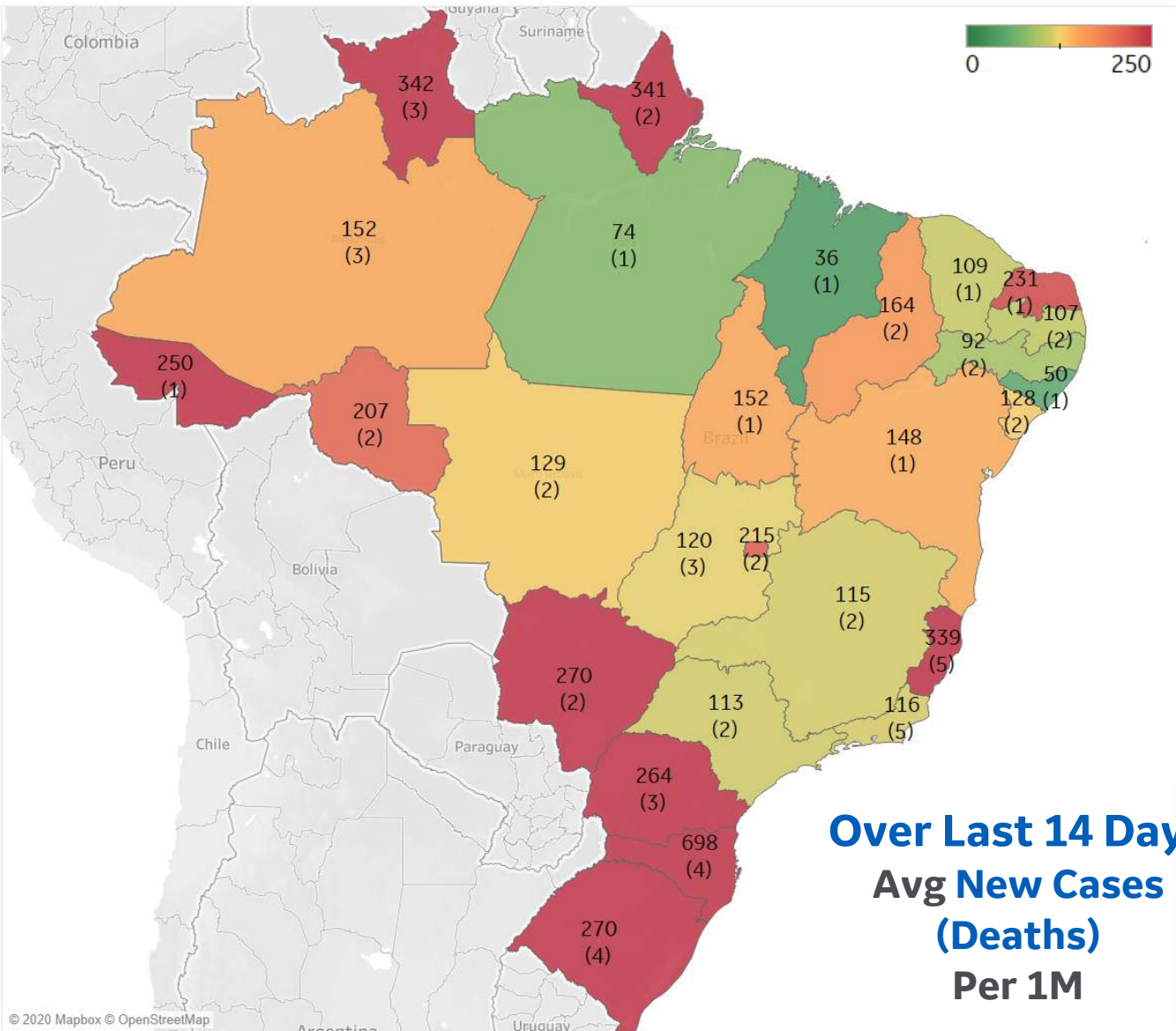
Per 1M in Region

	Today	Change
Active Cases	2,355	-11%
Confirmed	240 new	+0.8%
Deaths	3 new	+0.4%
Recovered	539 new	+2%

Most Daily New Cases / 1M

Santa Catarina	698
Espírito Santo	339
Rio Grande do ..	270
MatoGrosso do ..	270
Paraná	264
Rio Grande do ..	231
Distrito Federal	215
Rondônia	207
Piauí	164
Tocantins	152

* Excludes regions with population < 1M





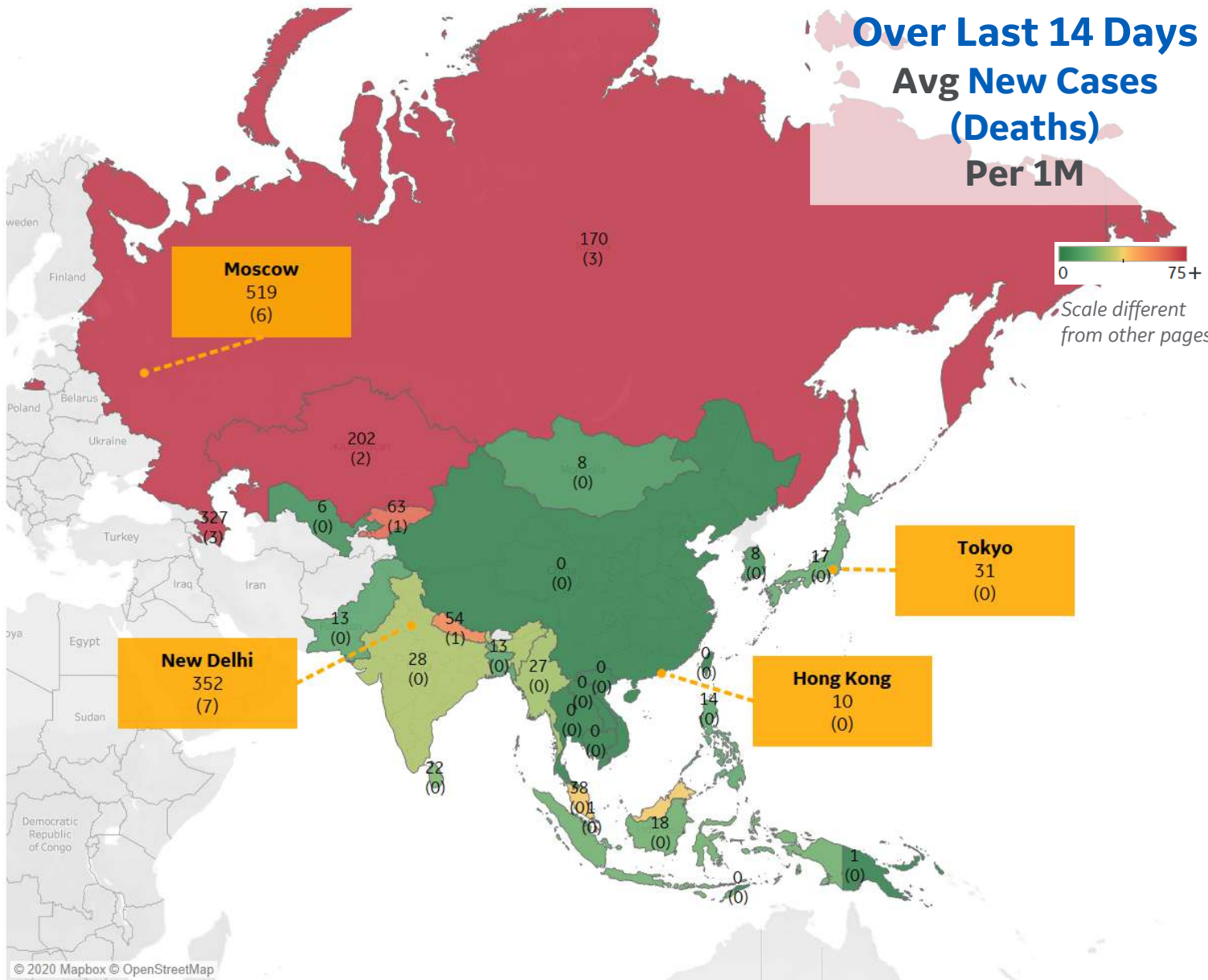
Per 1M in Region

	Today	Change
Active Cases	299	+2%
Confirmed	21 new	+1%
Deaths	0.3 new	+1%
Recovered	16 new	+1%

Most Daily New Cases / 1M

Azerbaijan	327
Kazakhstan	202
Russia	170
Kyrgyzstan	63
Nepal	54
Malaysia	38
India	28
Myanmar	27
Sri Lanka	22
Indonesia	18

* Excludes regions with population < 1M





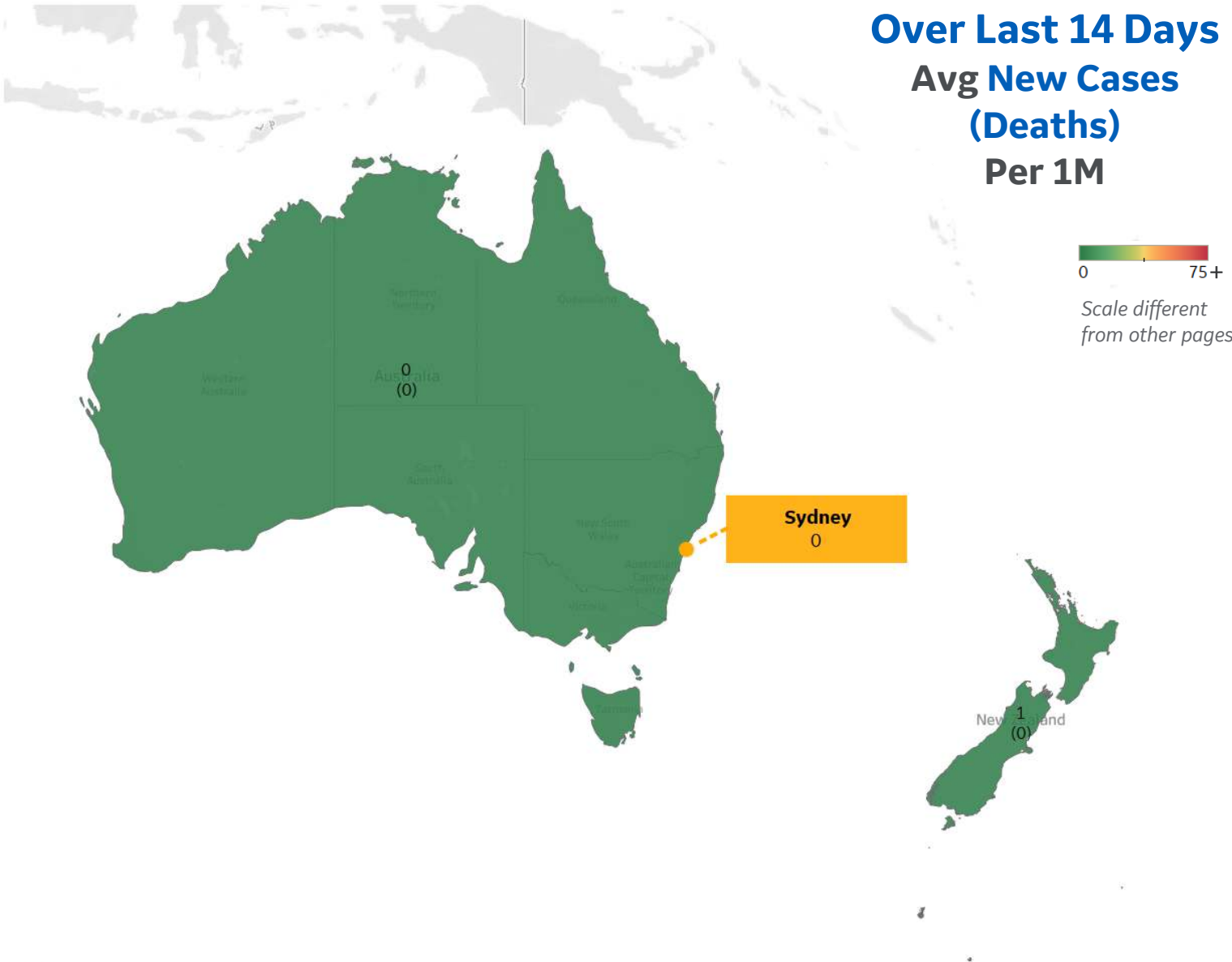
Per 1M in Region

	Today	Change
Active Cases	48	+0.5%
Confirmed	0 new	+0.04%
Deaths	0 new	+0%
Recovered	0 new	+0%

Most Daily New Cases / 1M

New Zealand	1
Australia	0

* Excludes regions with population < 1M





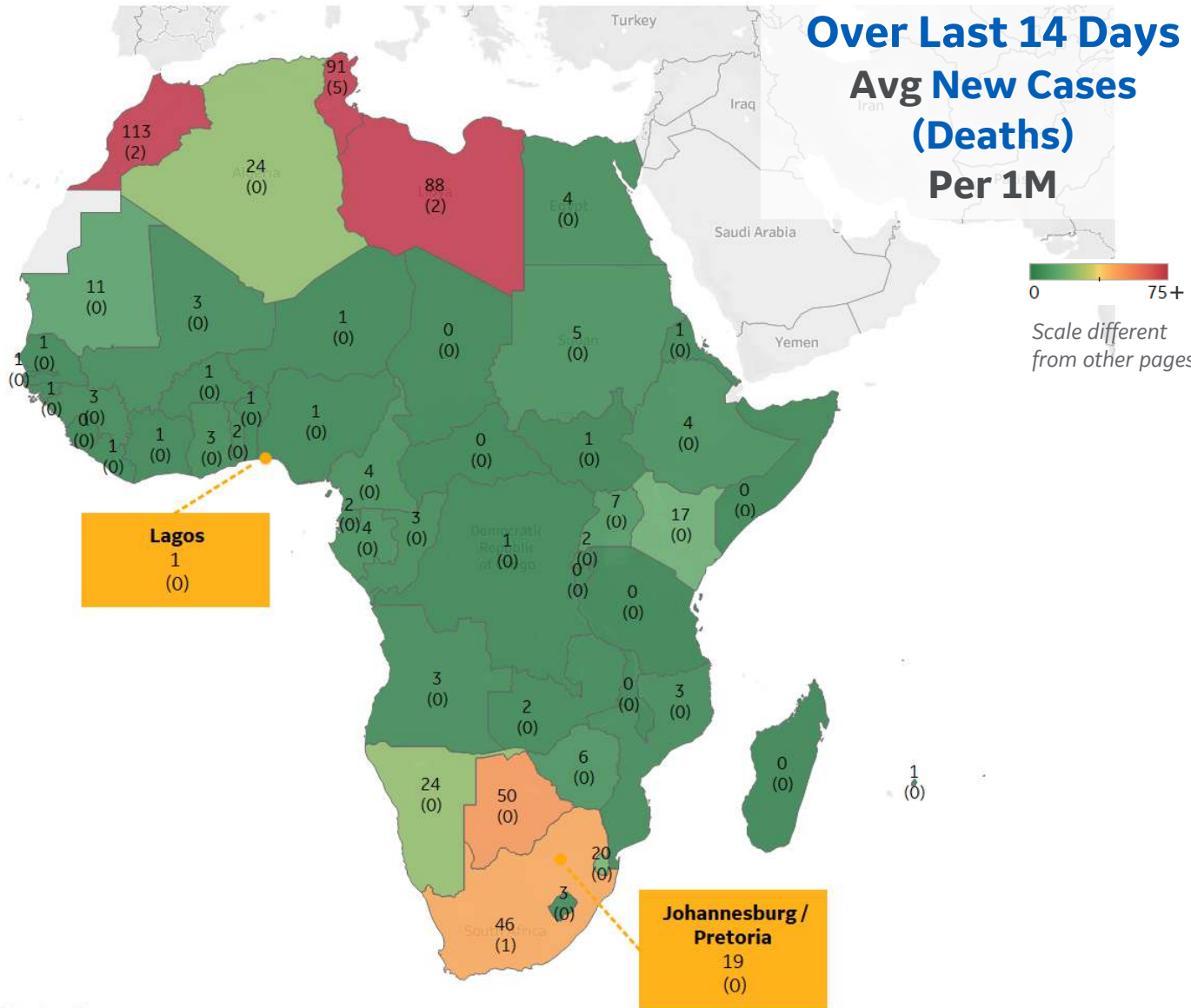
Per 1M in Region

	Today	Change
Active Cases	209	+0.3%
Confirmed	8 new	+0.5%
Deaths	0.2 new	+0.5%
Recovered	7 new	+0.5%

Most Daily New Cases / 1M

Morocco	113
Tunisia	91
Libya	88
Botswana	50
South Africa	46
Namibia	24
Algeria	24
Eswatini	20
Kenya	17
Mauritania	11

* Excludes regions with population < 1M





Sources



** Per 1M = Per 1 Million Population unless otherwise noted

Johns Hopkins Coronavirus Resource Center:

<https://coronavirus.jhu.edu/map.html>

Worldometer Coronavirus Reporting:

<https://www.worldometers.info/coronavirus/>

Public Health England:

<https://www.gov.uk/government/publications/covid-19-track-coronavirus-cases>

US Department of Homeland Security, Homeland Infrastructure Foundation-Level Data:

<https://hifld-geoplatform.opendata.arcgis.com/datasets/hospitals>

City of New York, NYC Health:

<https://www1.nyc.gov/site/doh/covid/covid-19-data.page>

Chicago Coronavirus Latest Data:

<https://www.chicago.gov/city/en/sites/covid-19/home/latest-data.html>

National Health Commission of the PRC:

<http://www.nhc.gov.cn/xcs/yqtb/202003/bf66696029ba420098164607240074f8.shtml>

Korean Centers for Disease Control and Prevention:

http://www.cdc.go.kr/cdc_eng/

CDC, Severe Outcomes Among Patients with Coronavirus Disease 2019 (COVID-19):

<https://www.cdc.gov/mmwr/volumes/69/wr/mm6912e2.htm>

Italian Department of Civil Protection, COVID Monitoring:

<http://opendatadpc.maps.arcgis.com/apps/opsdashboard/index.html#/b0c68bce2cce478eaac82fe38d4138b1>

The COVID Tracking Project:

<https://covidtracking.com/data/>

UK Office for National Statistics:

<https://www.ons.gov.uk/peoplepopulationandcommunity/birthsdeathsandmarriages/deaths/bulletins/deathsregisteredweeklyinenglandandwalesprovisional/weekending24april2020>

COVID-19 Information for Switzerland:

<https://www.corona-data.ch/>

The COVID Tracking Project:

<https://covidtracking.com/data/api>

European Centre for Disease Prevention and Control:

<https://www.ecdc.europa.eu/en/publications-data/download-data-hospital-and-icu-admission-rates-and-current-occupancy-covid-19>

Worldwide Survival Rate, last 30d calculation =

$$\frac{[(Total\ Confirmed - Total\ Confirmed\ 30d\ ago) - (Total\ Deaths - Total\ Deaths\ 30d\ ago)]}{(Total\ Confirmed - Total\ Confirmed\ 30d\ ago)}$$

Provincial Health Services Authority of Canada. BC Center for Disease Control:

<http://www.bccdc.ca/about/news-stories/stories/2020/information-on-novel-coronavirus>

Secretary of Health, Mexico:

<https://www.gob.mx/salud/en>

OECD Economic Outlooks, Statistics:

https://www.oecd-ilibrary.org/economics/data/oecd-economic-outlook-statistics-and-projections_eo-data-en

Public Health Authority of Sweden:

<https://www.folkhalsomyndigheten.se/smittskydd-beredskap/utbrott/aktuella-utbrott/covid-19/bekraftade-fall-i-sverige>

National Public Health Agency of France:

<https://www.santepubliquefrance.fr/regions/ile-de-france/documents/bulletin-regional/2020/covid-19-point-epidemiologique-en-ile-de-france-du-23-avril-2020>

Florida Department of Health, COVID-19 Response:

<https://floridahealthcovid19.gov>

CDC:

<https://www.cdc.gov/covid-data-tracker/index.html#demographics>

CDC Provisional COVID19 Deaths Counts

<https://data.cdc.gov/NCHS/Provisional-COVID-19-Death-Counts-by-Sex-Age-and-S/9bhg-hcku>

Johns Hopkins Coronavirus Resource Center:

<https://coronavirus.jhu.edu/map.html>

Canada Population Pyramid:

<https://www150.statcan.gc.ca/t1/tbl1/en/tv.action?pid=1710000901>

COVID-19 in Canada:

<https://health-infobase.canada.ca/covid-19/epidemiological-summary-covid-19-cases.html#fn1>