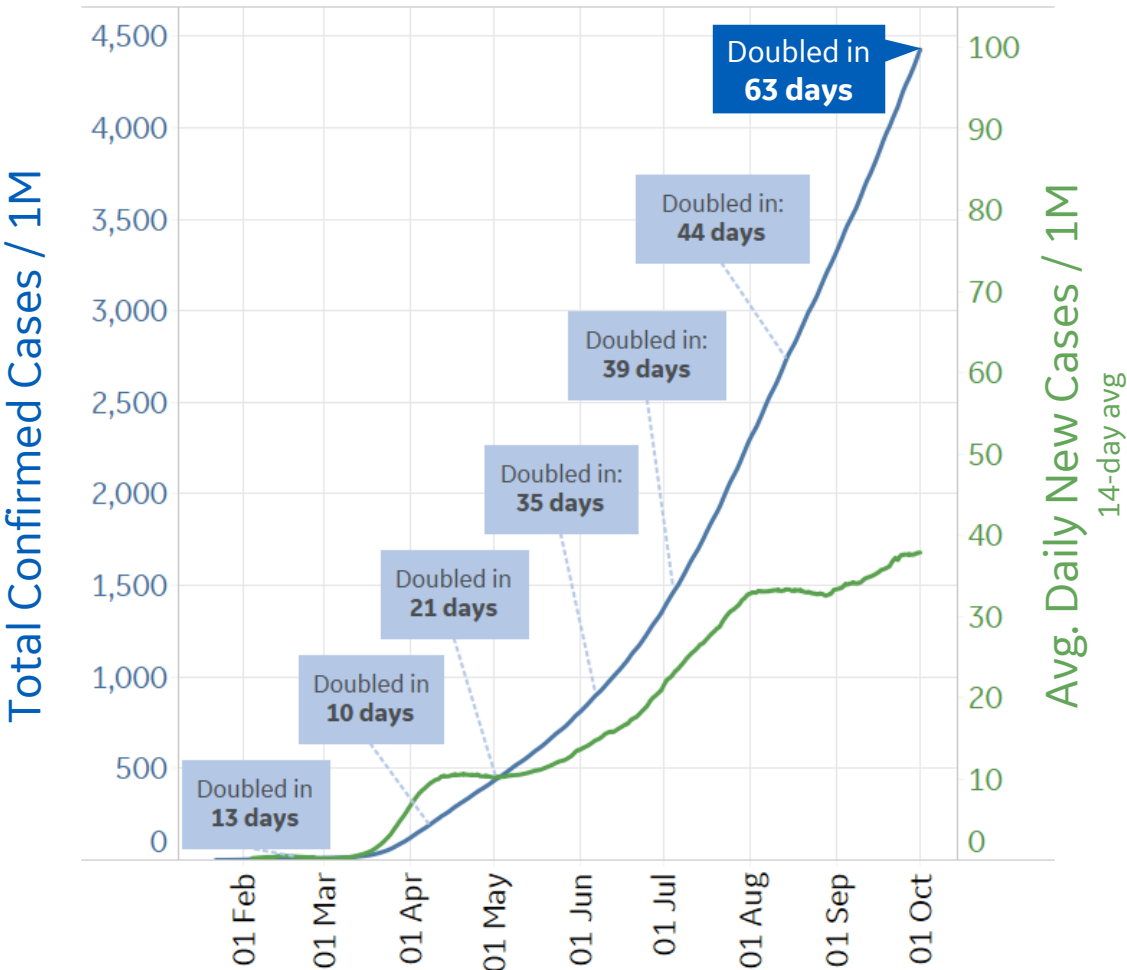




Global Confirmed & Active Cases

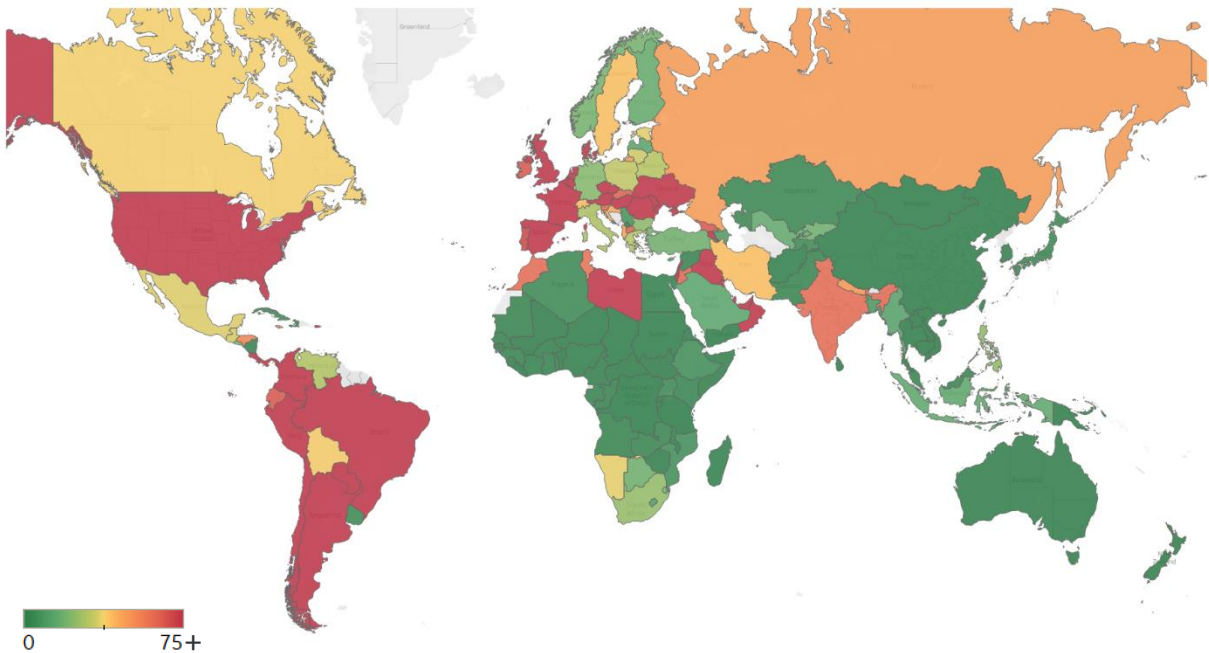
Updated 2 Oct 2020, 3:30 GMT 1

Trend since 22 Jan



Avg. Daily New Cases / 1M

Over the last 14 days



Per 1M:	Today	Change
Active Today	1,214	+1%
Active	11 new	+1%
Confirmed	41 new	+0.9%
Deaths	1 new	+1%
Recovered	28 new	+1%



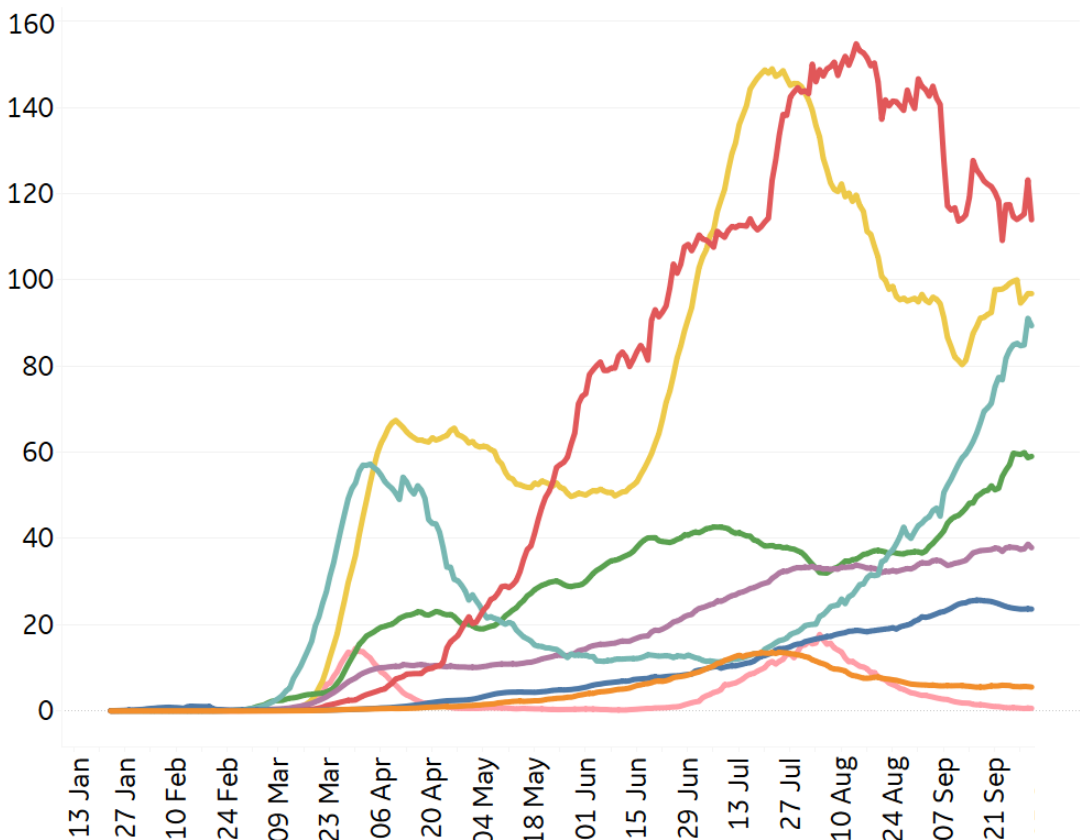
New Confirmed Cases & New Deaths

Updated 2 Oct 2020, 3:30 GMT 2

Key **World** **North America** **Europe** **Middle East** **Cent & South America** **Asia** **Africa** **Oceania**

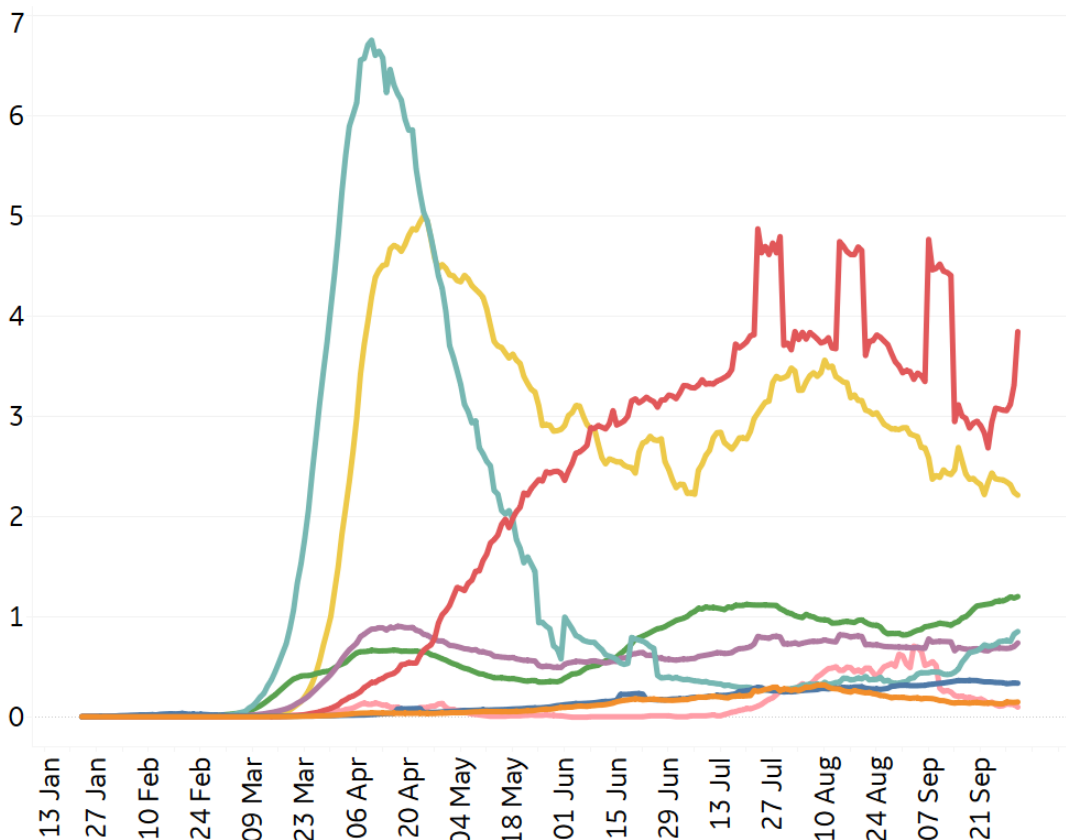
New Confirmed Cases / 1M

7-day rolling average



New Deaths / 1M

7-day rolling average





Top 50 Countries: Per 1M



1 - 25

	Today		Total Since 22 Jan			Change from 14d Ago [*] in 14 day avg of daily new	
	New Confirmed	New Deaths	Total Confirmed	Total Recovered	Total Deaths	Confirmed	Deaths
Peru	93	2	24,713	20,943	985	-19%	-29%
Belgium	225	1	10,445	1,684	865	102%	135%
Bolivia	35	3	11,626	8,238	685	-41%	-78%
Spain	201	4	16,653	3,216	684	12%	34%
Brazil	170	3	22,803	20,228	681	-5%	-6%
Chile	92	4	24,312	22,920	671	-4%	-6%
Ecuador	87	4	7,855	6,365	648	177%	-91%
US	132	3	21,987	8,642	628	13%	-6%
UK	102	1	6,817	N/A**	623	90%	180%
Mexico	40	3	5,804	4,883	606	-4%	1%
Italy	42	0	5,250	3,785	594	21%	72%
Sweden	74	0	9,269	N/A**	584	82%	-9%
Panama	173	3	26,268	20,836	553	0%	4%
Colombia	111	4	16,417	14,773	515	-11%	-17%
France	198	1	9,452	1,519	491	40%	138%
Argentina	310	N/A	16,926	13,345	449	8%	153%
Netherlands	192	1	7,545	240	378	119%	281%
Ireland	90	0	7,412	4,732	366	62%	42%
North Macedo..	77	2	8,706	7,232	357	23%	-1%
EU	110	1	6,674	2,630	333	37%	58%
Moldova	253	4	13,402	9,792	331	37%	24%
Armenia	166	1	17,160	14,923	325	74%	0%
Iran	46	3	5,489	4,564	314	48%	37%
South Africa	29	2	11,399	10,278	284	-9%	-10%
Kosovo	0	0	6,873	4,762	264	N/A	N/A

26 - 50

	Today		Total Since 22 Jan			Change from 14d Ago [*] in 14 day avg of daily new	
	New Confirmed	New Deaths	Total Confirmed	Total Recovered	Total Deaths	Confirmed	Deaths
Bos. and Herz.	85	2	8,458	6,385	262	-17%	3%
Romania	108	2	6,740	5,406	253	20%	1%
Honduras	70	3	7,835	2,879	240	7%	54%
Switzerland	64	0	6,220	5,234	240	-11%	10%
Iraq	112	1	9,136	7,356	229	0%	-15%
Dom. Rep.	48	0	10,392	8,131	194	-31%	-61%
Portugal	84	1	7,492	4,799	194	36%	51%
Israel	924	6	29,286	20,734	187	54%	146%
Oman	0	0	19,305	17,336	183	27%	4%
Costa Rica	210	3	15,082	7,821	180	-2%	22%
Kyrgyzstan	26	0	7,180	6,588	163	66%	-50%
Bahrain	300	2	41,946	38,523	149	-16%	37%
Kuwait	116	0	24,745	22,760	143	-25%	-5%
Russia	61	1	8,083	6,583	143	33%	19%
Saudi Arabia	14	1	9,625	9,184	138	-29%	-5%
Paraguay	146	2	5,860	3,528	122	-4%	35%
Kazakhstan	3	0	5,754	5,487	92	-10%	-35%
Belarus	41	1	8,362	7,913	89	50%	-9%
Qatar	69	0	43,720	42,662	74	0%	-14%
West Bank an..	93	2	8,825	7,130	70	-31%	-4%
Czechia	498	2	6,934	3,192	63	70%	200%
Lebanon	183	1	5,990	2,652	55	81%	32%
UAE	117	0	9,640	8,584	43	23%	27%
Singapore	3	0	9,877	9,831	5	-60%	N/A
Total World	41	1	4,427	3,080	132	6%	-1%

*Change from 14d ago:
Compares 14d-avgs. of Daily New Cases/Deaths
today with 14d-avgs. from 14d ago

Per million people, **Israel** reports the highest new confirmed cases today (924)

Sorted by Total Deaths / 1M
Top 50 countries selected by Cases / 1M
Excluded countries with population < 1M

N/A** due to inconsistent reporting of Recovered Cases



Top 50 Countries: Raw Volume



1 - 25	Today		Total Since 22 Jan			Change from 14d Ago [*] in 14 day avg of daily new	
	New Confirmed	New Deaths	Total Confirmed	Total Recovered	Total Deaths	Confirmed	Deaths
US	43,752	857	7,277,759	2,860,650	207,789	13%	-6%
EU	49,093	416	2,971,778	1,170,907	148,342	37%	58%
Brazil	36,157	728	4,847,092	4,299,659	144,680	-5%	-6%
India	81,484	1,095	6,394,068	5,352,078	99,773	-8%	-3%
Mexico	5,099	432	748,315	629,630	78,078	-4%	1%
UK	6,929	59	462,775	N/A**	42,292	90%	180%
Italy	2,548	24	317,409	228,844	35,918	21%	72%
Peru	3,061	67	814,829	690,528	32,463	-19%	-29%
France	12,955	48	616,986	99,154	32,034	40%	138%
Spain	9,419	182	778,607	150,376	31,973	12%	34%
Iran	3,825	211	461,044	383,368	26,380	48%	37%
Colombia	5,660	198	835,339	751,691	26,196	-11%	-17%
Russia	8,835	166	1,179,634	960,729	20,796	33%	19%
Argentina	14,001	N/A	765,002	603,140	20,288	8%	153%
South Africa	1,745	132	676,084	609,584	16,866	-9%	-10%
Chile	1,759	81	464,750	438,148	12,822	-4%	-6%
Ecuador	1,537	78	138,584	112,296	11,433	177%	-91%
Indonesia	4,174	116	291,182	218,487	10,856	21%	11%
Belgium	2,607	7	121,059	19,521	10,023	102%	135%
Germany	2,626	14	295,539	258,220	9,509	31%	146%
Canada	1,823	22	162,930	138,548	9,368	94%	98%
Iraq	4,493	50	367,474	295,882	9,231	0%	-15%
Turkey	1,407	67	320,070	281,151	8,262	-5%	18%
Bolivia	405	36	135,716	96,165	8,001	-41%	-78%
Pakistan	625	15	313,431	298,055	6,499	32%	25%

26 - 50	Today		Total Since 22 Jan			Change from 14d Ago [*] in 14 day avg of daily new	
	New Confirmed	New Deaths	Total Confirmed	Total Recovered	Total Deaths	Confirmed	Deaths
Netherlands	3,295	13	129,283	4,111	6,470	119%	281%
Egypt	119	16	103,317	96,855	5,946	-24%	-2%
Sweden	752	0	93,615	N/A**	5,893	82%	-9%
Philippines	2,385	58	314,079	254,223	5,562	-21%	-29%
Bangladesh	1,508	21	364,987	277,078	5,272	-16%	-13%
Romania	2,086	37	129,658	103,994	4,862	20%	1%
Saudi Arabia	492	26	335,097	319,746	4,794	-29%	-5%
China	22	0	90,567	85,479	4,739	-11%	-63%
Ukraine	4,179	67	218,625	97,956	4,288	23%	17%
Guatemala	663	15	92,409	80,800	3,261	20%	-3%
Poland	1,967	30	93,481	70,401	2,543	127%	80%
Panama	747	15	113,342	89,903	2,387	0%	4%
Honduras	698	27	77,598	28,517	2,380	7%	54%
Morocco	2,391	35	126,044	104,136	2,229	14%	12%
Dom. Rep.	519	3	112,728	88,205	2,108	-31%	-61%
Kazakhstan	65	0	108,044	103,028	1,725	-10%	-35%
Israel	7,996	53	253,490	179,468	1,622	54%	146%
Japan	653	5	84,244	76,081	1,580	-6%	-42%
Oman	0	0	98,585	88,528	935	27%	4%
Belarus	388	6	79,019	74,777	839	50%	-9%
Kuwait	494	2	105,676	97,197	612	-25%	-5%
Nepal	1,911	11	79,728	57,389	509	21%	0%
UAE	1,158	2	95,348	84,903	421	23%	27%
Qatar	199	0	125,959	122,911	214	0%	-14%
Total World	318,181	8,697	34,287,239	23,857,656	1,022,858	6%	-1%

*Change from 14d ago:
Compares 14d-avgs. of Daily New Cases/Deaths
today with 14d-avgs. from 14d ago

In the last 2 weeks, total confirmed cases in **India** increased 20%

Sorted by Raw Total Deaths
Top 50 countries selected by Total Cases
Excluded countries with population < 1M

N/A** due to inconsistent reporting of Recovered Cases



United States: Per 1M



1 - 25

	Today		Total Since 22 Jan			Change from 14d Ago* in 14 day avg of daily new	
	New Confirmed	New Deaths	Total Confirmed	Total Recovered	Total Deaths	Confirmed	Deaths
New Jersey	69	2	23,180	3,929	1,817	40%	-3%
New York	71	0	23,648	3,950	1,705	26%	-5%
Massachusetts	109	3	19,277	16,506	1,375	47%	20%
Connecticut	54	1	16,196	2,639	1,265	8%	15%
Louisiana	119	2	35,834	33,162	1,187	-16%	-29%
Rhode Island	157	3	23,518	2,211	1,054	6%	7%
Mississippi	234	3	33,226	30,152	1,001	2%	-18%
DC	0	0	21,716	17,289	888	-18%	-20%
Arizona	97	3	30,117	4,865	780	-2%	-5%
Michigan	100	2	13,919	9,518	711	7%	-10%
Illinois	171	2	23,508	N/A	706	-3%	5%
Maryland	130	0	20,760	1,252	653	-18%	6%
Delaware	179	0	21,347	10,935	653	-12%	31%
Florida	122	6	33,018	N/A	673	-7%	-5%
Georgia	126	4	30,079	N/A	665	-22%	-3%
S. Carolina	74	4	28,808	14,469	660	-6%	-31%
Pennsylvania	74	1	12,892	10,256	636	9%	49%
Texas	128	4	26,788	23,056	556	35%	-15%
Indiana	172	2	17,999	14,209	541	6%	14%
Nevada	140	1	26,106	723	520	33%	-32%
Alabama	213	2	31,764	13,858	520	12%	-13%
Arkansas	372	5	28,107	25,246	459	15%	-29%
Iowa	374	3	28,661	22,066	433	39%	2%
New Mexico	108	2	14,146	7,951	421	78%	2%
Ohio	114	1	13,287	11,482	412	-5%	-33%

26 - 51

	Today		Total Since 22 Jan			Change from 14d Ago* in 14 day avg of daily new	
	New Confirmed	New Deaths	Total Confirmed	Total Recovered	Total Deaths	Confirmed	Deaths
California	78	2	20,809	N/A	404	-4%	-11%
Minnesota	189	2	17,767	15,955	373	57%	3%
Virginia	52	2	17,402	2,075	378	-19%	15%
Colorado	118	1	12,363	1,134	357	66%	-6%
Tennessee	189	7	28,910	26,472	366	4%	-3%
New Hampshire	38	1	6,117	5,541	324	24%	-50%
N. Carolina	216	4	20,299	17,584	341	34%	6%
Missouri	31	1	20,677	N/A	338	-13%	49%
North Dakota	488	13	29,155	23,977	336	34%	131%
Washington	78	1	11,572	N/A	280	30%	17%
Kentucky	199	4	15,607	2,679	267	22%	-16%
Idaho	287	2	23,816	12,411	264	70%	-39%
Oklahoma	296	1	22,332	18,823	262	22%	11%
South Dakota	844	15	26,152	21,554	267	63%	79%
Nebraska	321	8	23,876	17,247	255	41%	34%
Wisconsin	496	4	21,496	17,462	232	91%	39%
Kansas	163	1	20,428	719	231	23%	-19%
West Virginia	98	2	8,942	6,474	200	1%	9%
Montana	401	1	12,631	8,821	169	117%	19%
Utah	314	0	23,098	17,315	143	83%	-4%
Oregon	84	0	8,028	1,360	133	40%	-24%
Maine	29	0	4,038	3,499	105	35%	-40%
Vermont	5	0	2,813	2,579	93	-26%	N/A
Wyoming	233	5	10,510	8,385	92	101%	-50%
Hawaii	74	2	8,839	7,273	98	-26%	14%
Alaska	170	1	10,865	6,613	78	32%	225%

*Change from 14d ago:
Compares 14d-avgs. of Daily New Cases/Deaths
today with 14d-avgs. from 14d ago

In the past 4 days, cumulative confirmed cases in **Montana** increased 9%

Sorted by Total Deaths / 1M

N/As due to states revising and updating case counts



United States: Raw Volume

Updated 2 Oct 2020, 3:30 GMT

6

1 - 25

	Today		Total Since 22 Jan			Change from 14d Ago* in 14 day avg of daily new	
	New Confirmed	New Deaths	Total Confirmed	Total Recovered	Total Deaths	Confirmed	Deaths
New York	1,382	6	460,031	76,834	33,159	26%	-5%
New Jersey	614	18	205,889	34,894	16,140	40%	-3%
Texas	3,717	114	776,736	668,515	16,130	35%	-15%
California	3,090	88	822,205	N/A	15,973	-4%	-11%
Florida	2,628	127	709,144	N/A	14,444	-7%	-5%
Massachusetts	754	24	132,870	113,768	9,480	47%	20%
Illinois	2,164	24	297,884	N/A	8,940	-3%	5%
Pennsylvania	945	14	165,044	131,300	8,144	9%	49%
Michigan	998	19	139,012	95,051	7,102	7%	-10%
Georgia	1,333	42	319,359	N/A	7,063	-22%	-3%
Arizona	705	24	219,212	35,411	5,674	-2%	-5%
Louisiana	551	8	166,584	154,163	5,519	-16%	-29%
Ohio	1,327	13	155,314	134,216	4,817	-5%	-33%
Connecticut	192	3	57,742	9,408	4,511	8%	15%
Maryland	785	0	125,510	7,568	3,949	-18%	6%
Indiana	1,157	13	121,176	95,655	3,645	6%	14%
N. Carolina	2,266	47	212,898	184,422	3,579	34%	6%
S. Carolina	381	22	148,323	74,499	3,400	-6%	-31%
Virginia	444	20	148,536	17,713	3,225	-19%	15%
Mississippi	696	10	98,886	89,737	2,979	2%	-18%
Alabama	1,043	8	155,744	67,948	2,548	12%	-13%
Tennessee	1,293	47	197,432	180,781	2,501	4%	-3%
Washington	594	6	88,116	N/A	2,132	30%	17%
Minnesota	1,066	13	100,200	89,980	2,102	57%	3%
Missouri	191	5	126,906	N/A	2,074	-13%	49%

26 - 51

	Today		Total Since 22 Jan			Change from 14d Ago* in 14 day avg of daily new	
	New Confirmed	New Deaths	Total Confirmed	Total Recovered	Total Deaths	Confirmed	Deaths
Nevada	430	3	80,410	2,226	1,603	33%	-32%
Iowa	1,181	8	90,428	69,619	1,366	39%	2%
Wisconsin	2,887	21	125,161	101,669	1,348	91%	39%
Arkansas	1,124	15	84,821	76,186	1,384	15%	-29%
Kentucky	888	17	69,728	11,970	1,191	22%	-16%
Rhode Island	166	3	24,914	2,342	1,117	6%	7%
Oklahoma	1,170	4	88,369	74,483	1,035	22%	11%
New Mexico	226	5	29,661	16,671	882	78%	2%
Delaware	174	0	20,787	10,648	636	-12%	31%
Kansas	474	3	59,514	2,095	672	23%	-19%
DC	0	0	15,326	12,202	627	-18%	-20%
Oregon	353	1	33,862	5,738	560	40%	-24%
Nebraska	621	15	46,185	33,362	493	41%	34%
Idaho	513	3	42,561	22,180	472	70%	-39%
Utah	1,008	0	74,050	55,510	459	83%	-4%
New Hampshire	51	2	8,317	7,534	441	24%	-50%
West Virginia	176	4	16,026	11,602	359	1%	9%
North Dakota	372	10	22,218	18,272	256	34%	131%
South Dakota	747	13	23,136	19,068	236	63%	79%
Montana	429	1	13,500	9,428	181	117%	19%
Maine	39	0	5,428	4,704	141	35%	-40%
Hawaii	105	3	12,515	10,298	139	-26%	14%
Vermont	3	0	1,755	1,609	58	-26%	N/A
Wyoming	135	3	6,083	4,853	53	101%	-50%
Alaska	124	1	7,948	4,838	57	32%	225%
Colorado	682	3	71,197	6,531	2,054	66%	-6%

*Change from 14d ago:
Compares 14d-avgs. of Daily New Cases/Deaths
today with 14d-avgs. from 14d ago

New cases in **Wisconsin** compared to 14 days ago increased 91%

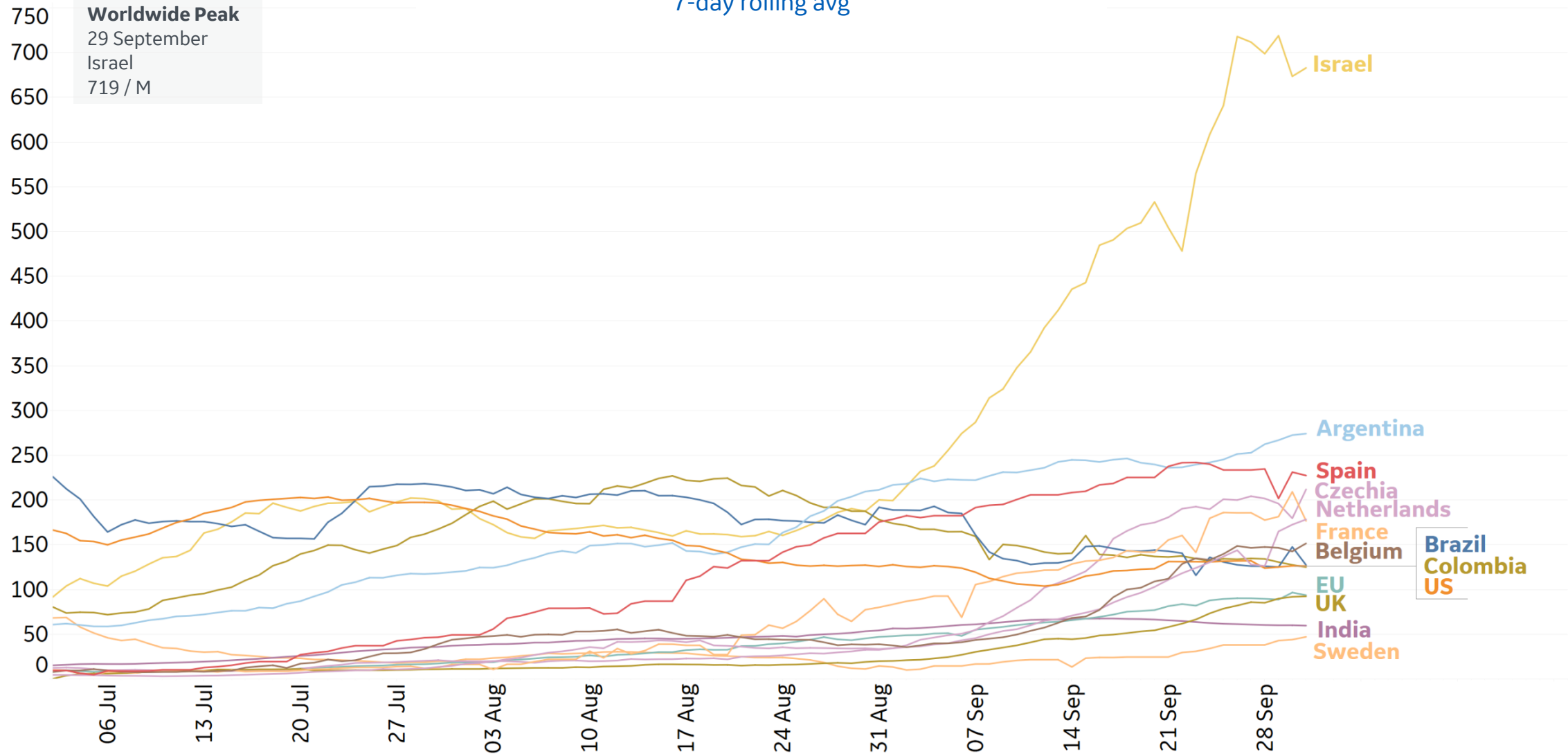
Sorted by Raw Total Deaths

N/As due to states revising and updating case counts



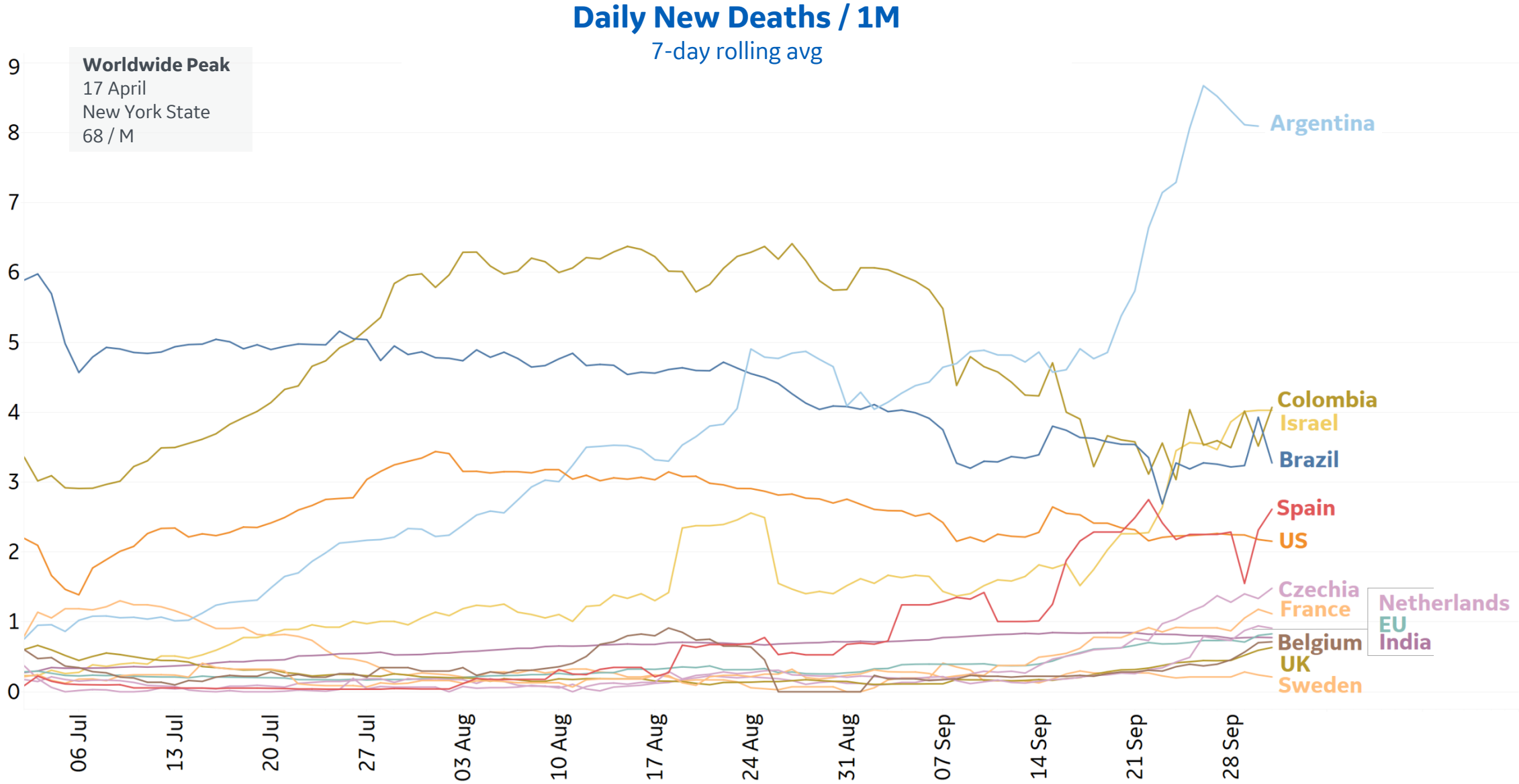
New Confirmed Cases in Select Countries

Daily New Confirmed Cases / 1M
7-day rolling avg



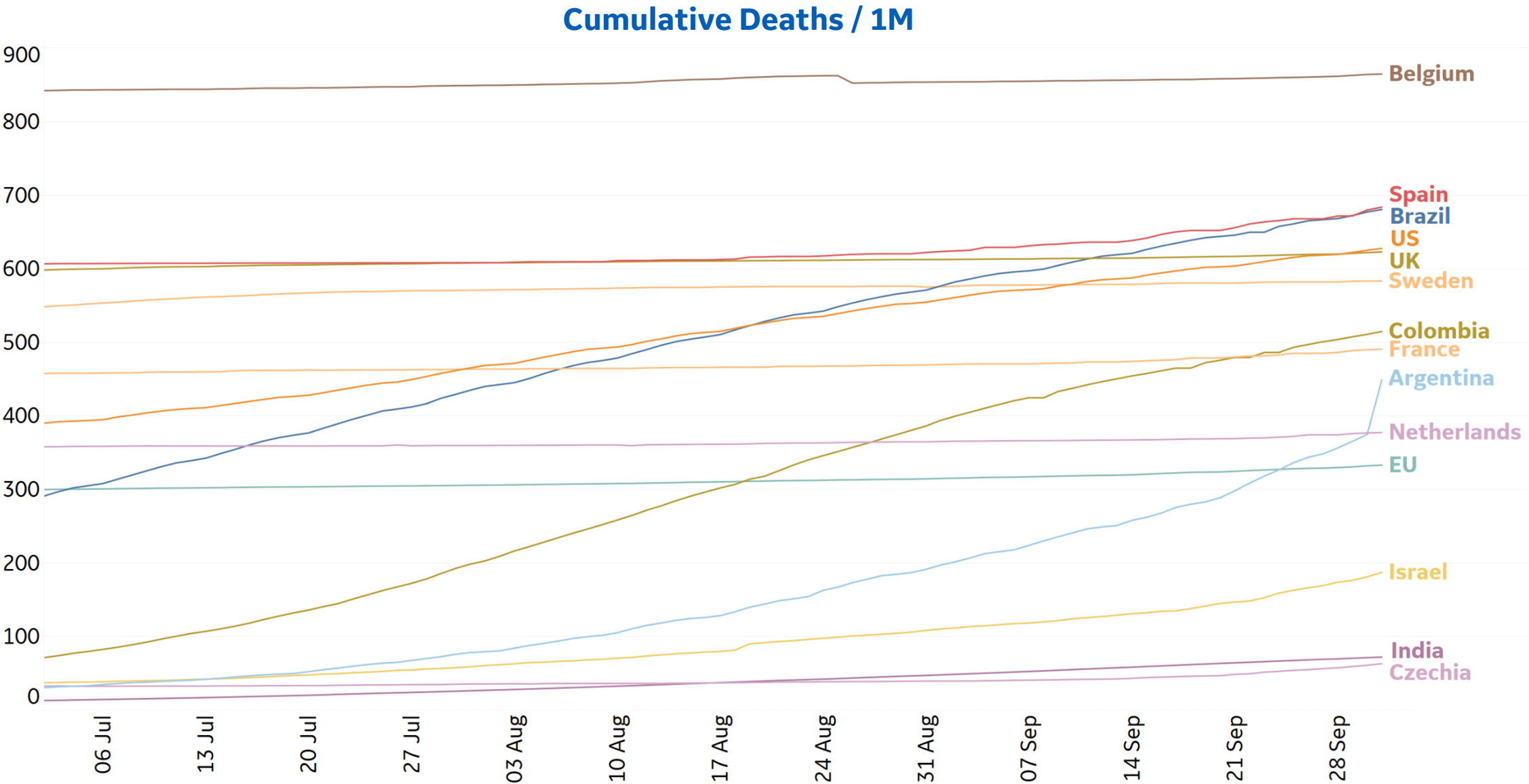


New Deaths in Select Countries



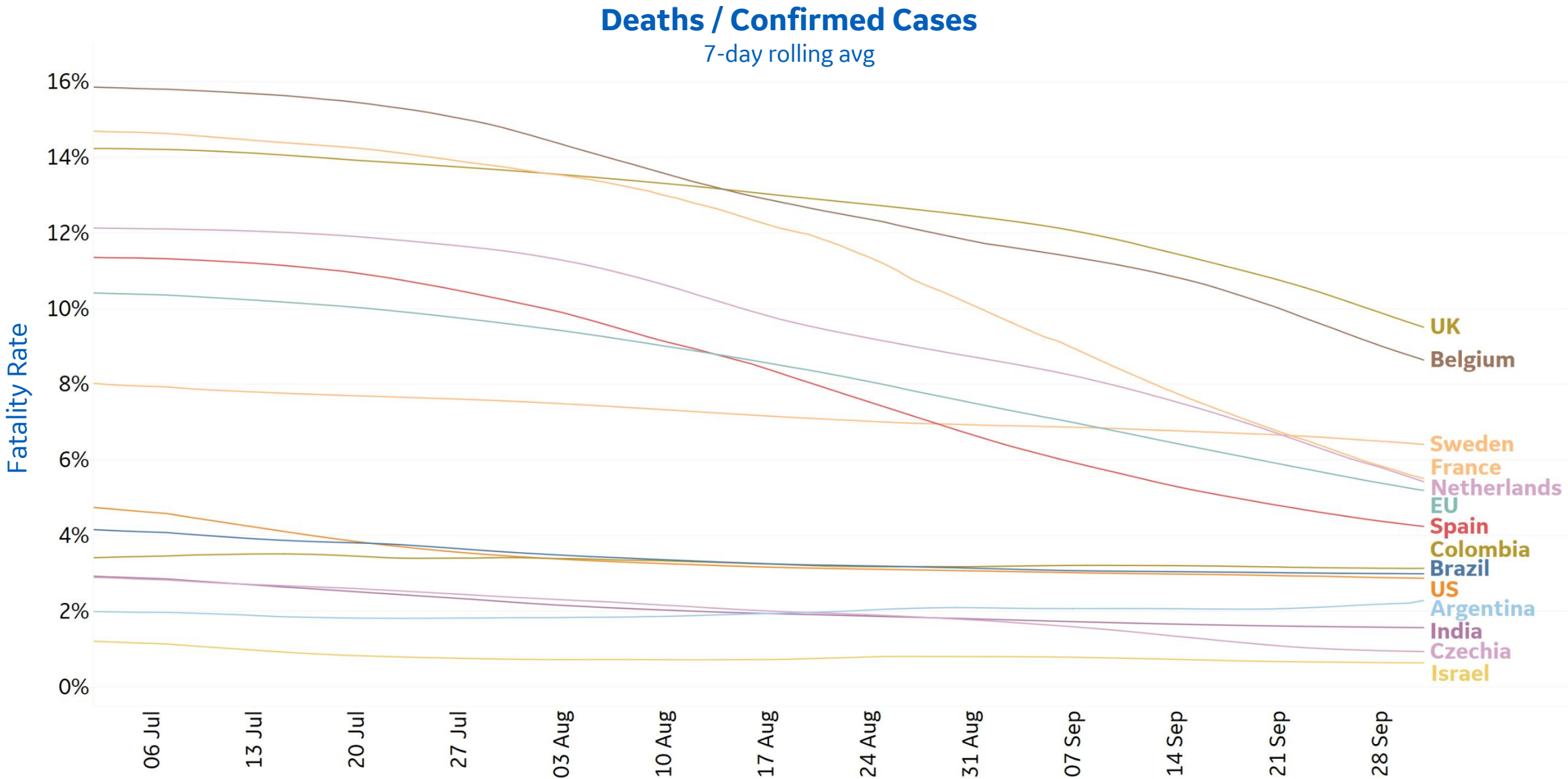


Cumulative Deaths in Select Countries





Fatality Rate in Select Countries

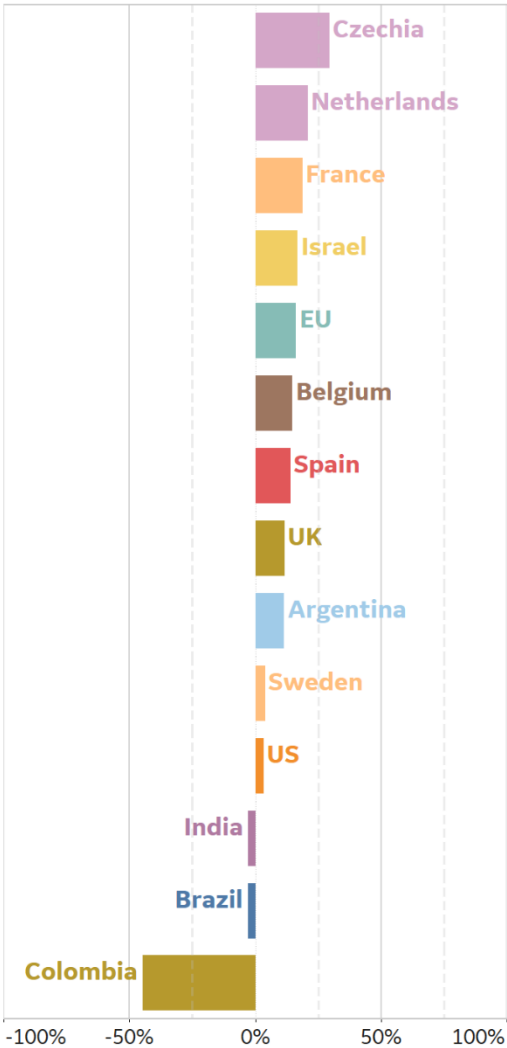




% Change in Case Volume in Select Countries

Over Previous 7 days

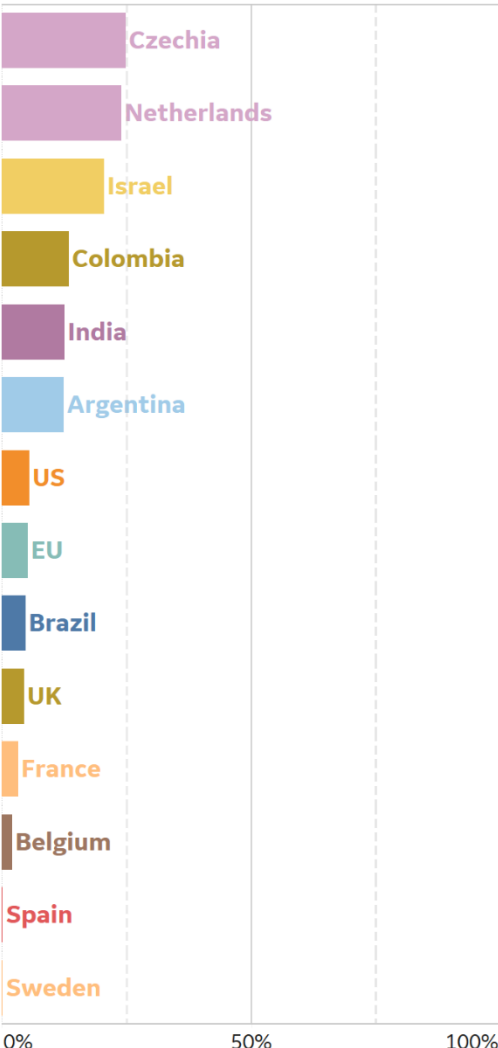
Active Cases



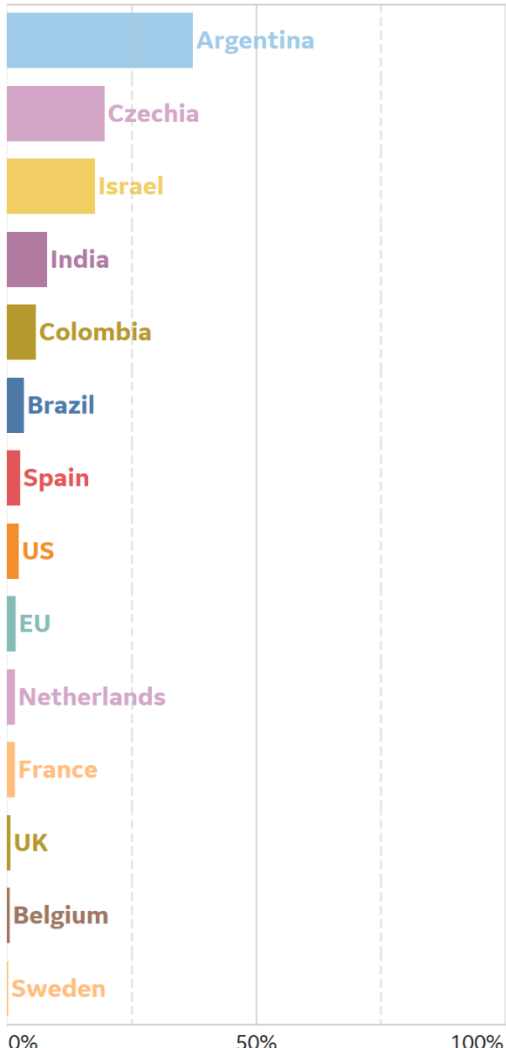
Confirmed Cases



Reported Recoveries



Reported Deaths

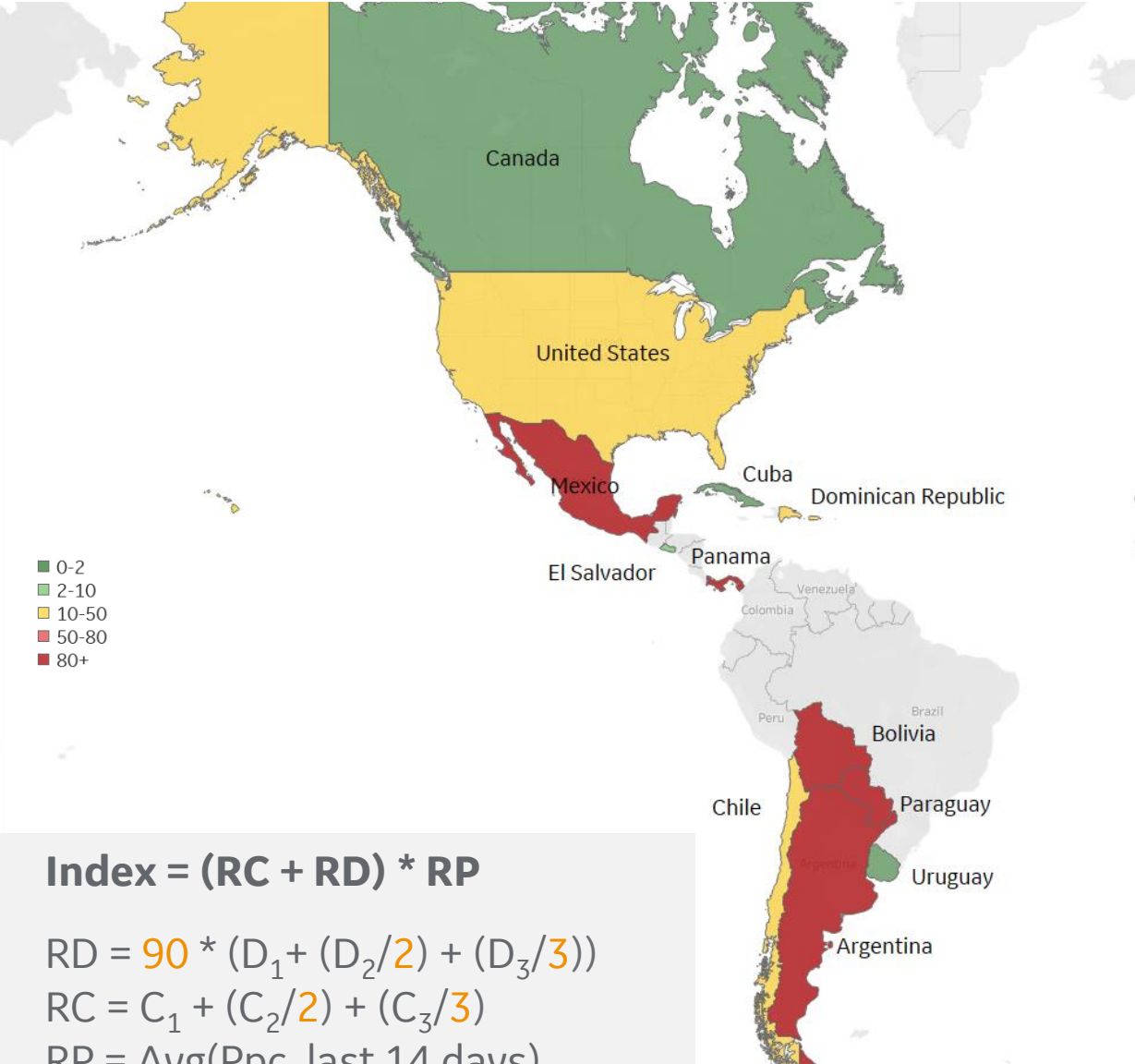




Feature: COVID Multivariate Index, North & South America

Updated 2 Oct 2020, 3:30 GMT 12

North and South America



Based on Recent Cases, Deaths, and Positivity

Excludes countries that have not reported positivity in over 7 days

	Recent Cases Index	Recent Deaths Index	Recent Positivity	Multivariate Index
Argentina	492	1,217	62.1%	1,062
Mexico	65	513	43.3%	250
Bolivia	82	519	31.4%	189
Paraguay	191	435	26.8%	168
Panama	276	461	12.9%	95
Chile	168	443	5.8%	35
Dominican Republic	80	113	15.8%	30
United States	233	372	4.7%	28
El Salvador	38	86	3.9%	5
Canada	64	31	1.7%	2
Cuba	8	12	0.7%	0
Uruguay	8	7	0.7%	0

Legend

RC: Recent Cases
RD: Recent Deaths
RP: Recent Positivity

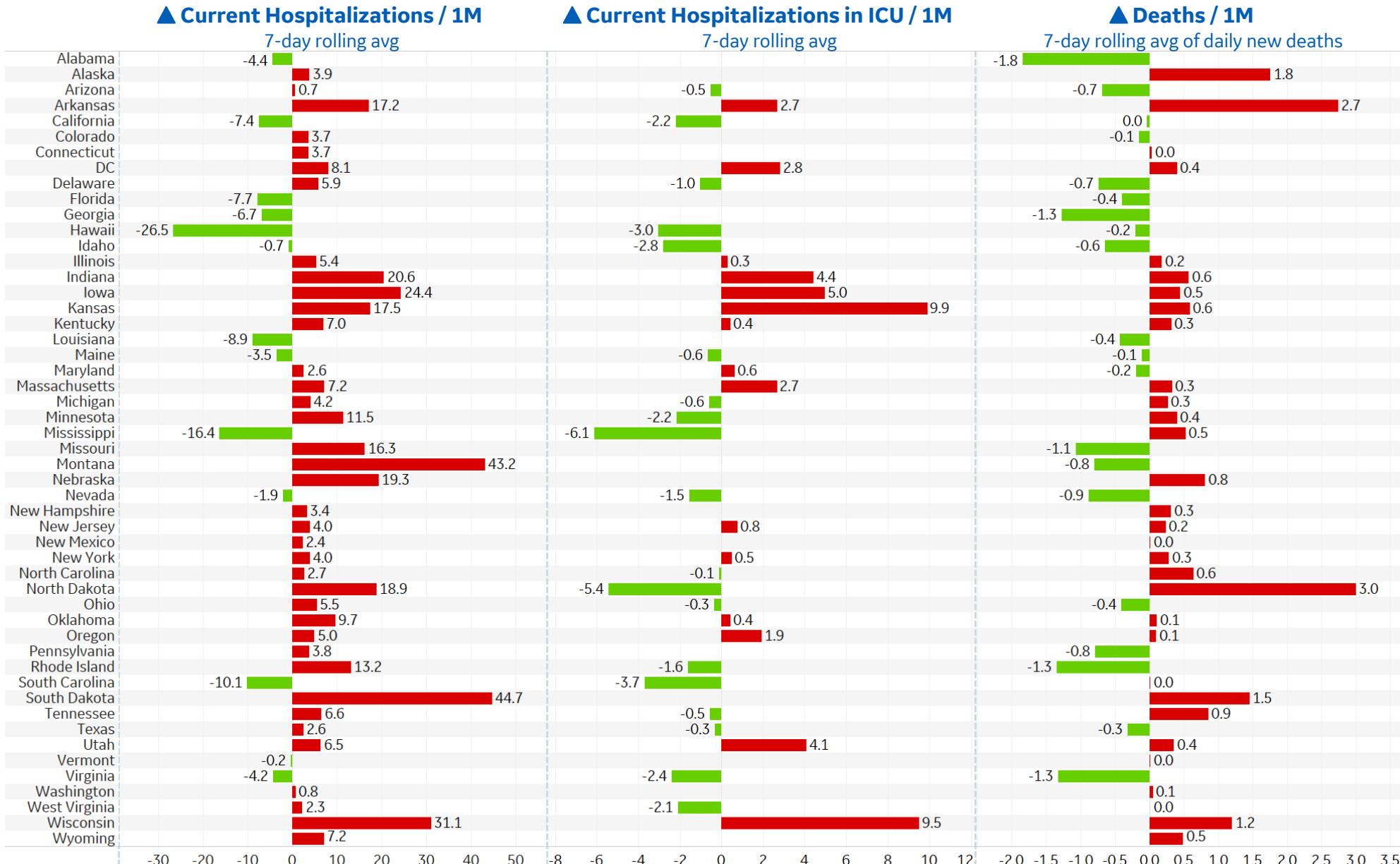
D: Deaths / 1M, daily new
C: Confirmed Cases / 1M, daily new
Ppc: % Positive Cases, daily new

1: 0-7 days ago
2: 8-14 days ago
3: 15-21 days ago



Feature: US Changes from Previous Week

Updated 2 Oct 2020, 3:30 GMT 13



*Blank rows indicate insignificant or missing data



Feature: Trends in CC Ecosystem Cities

Updated 2 Oct 2020, 3:30 GMT

14

Asheville, NC

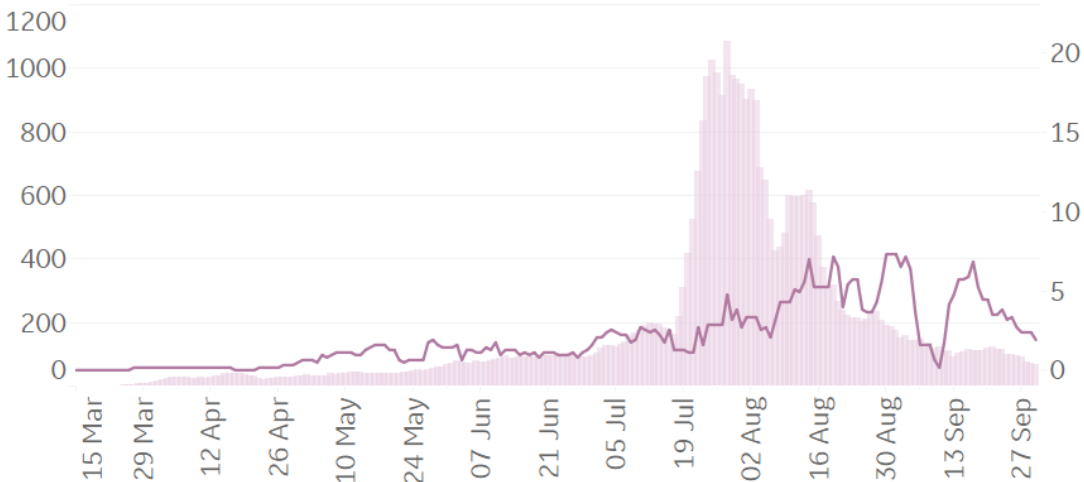
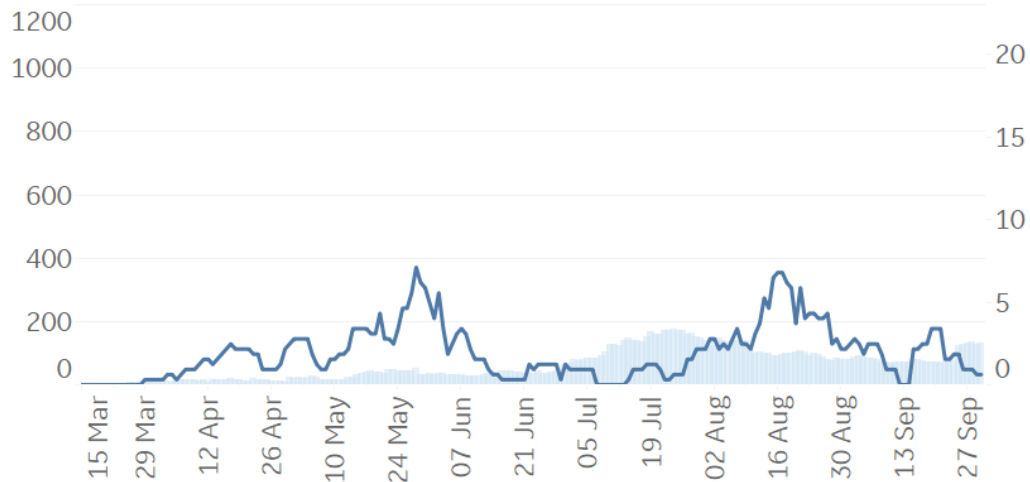
Bakersfield, CA

Baltimore, MD

Bradford, UK

Daily New Confirmed Cases / 1M (Bars)

7-day Rolling Avg



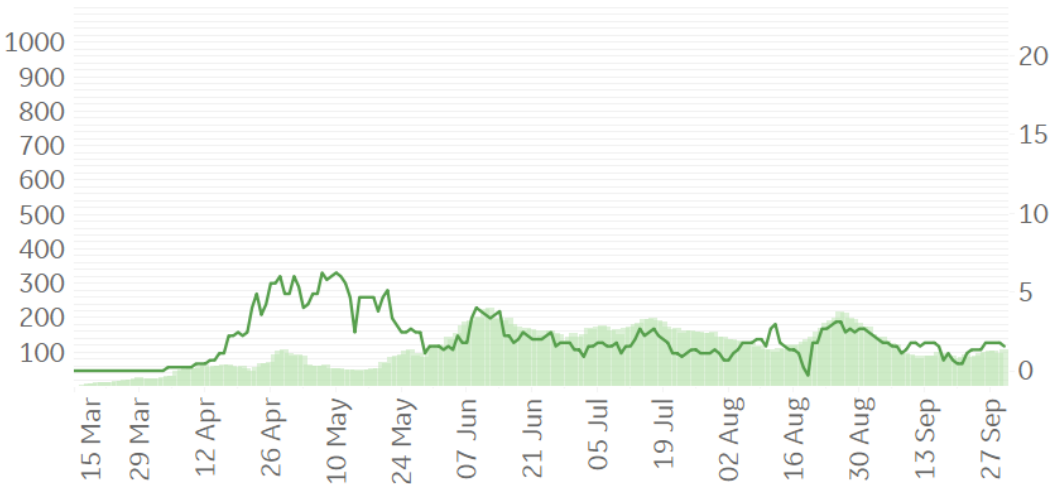
Daily New Deaths / 1M (Lines)
7-day Rolling Avg



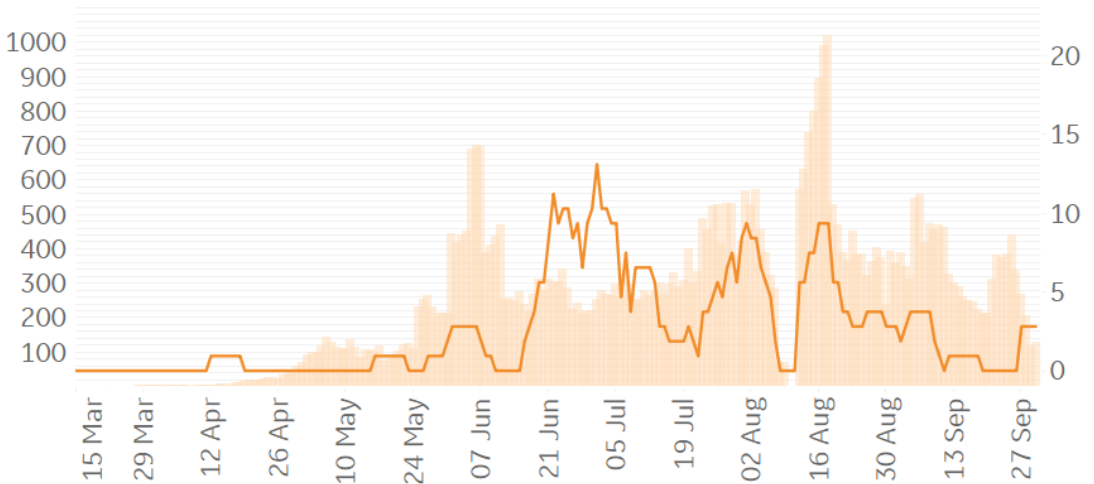
Feature: Trends in CC Ecosystem Cities

Updated 2 Oct 2020, 3:30 GMT 15

Durham, NC



Hanford, CA



Los Angeles, CA



Cincinnati, OH



Daily New Confirmed Cases / 1M (Bars)

7-day Rolling Avg

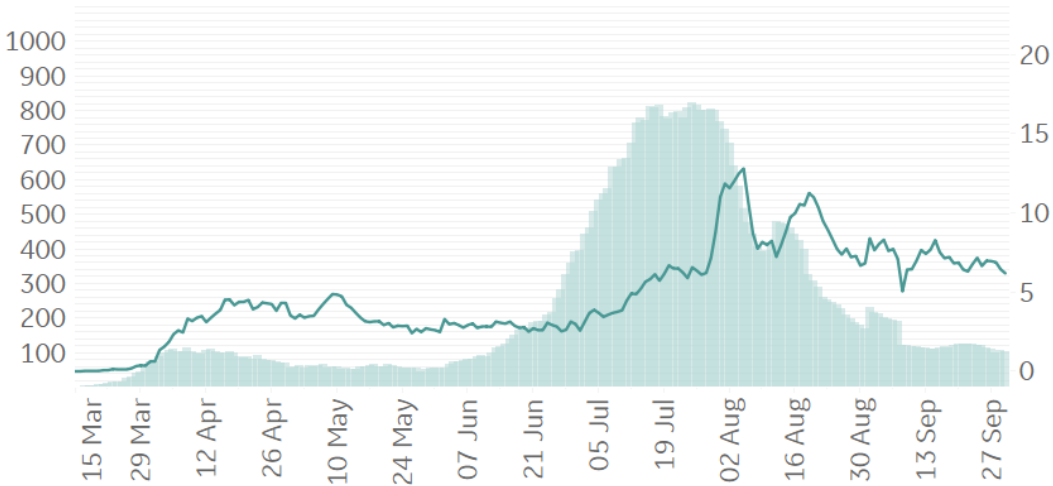
Daily New Deaths / 1M (Lines)

7-day Rolling Avg

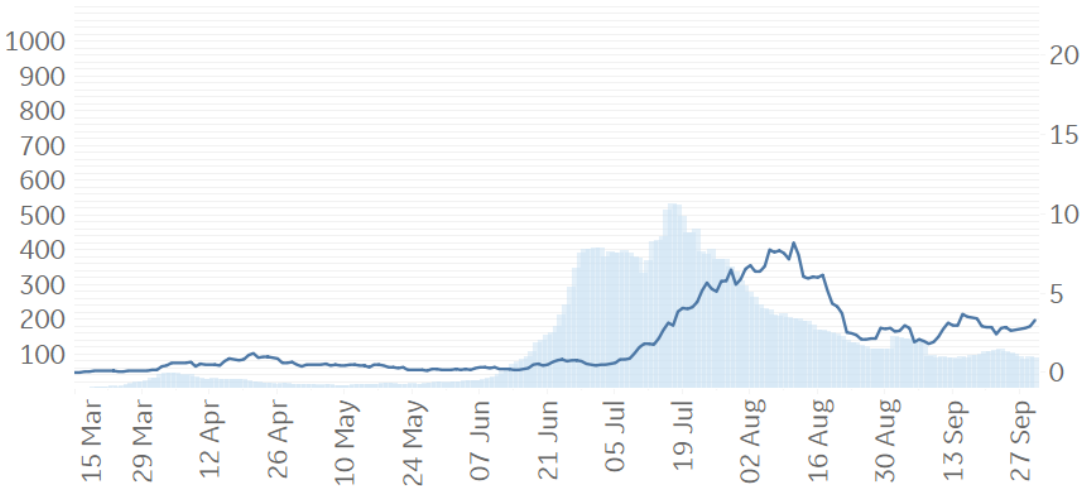


Feature: Trends in CC Ecosystem Cities

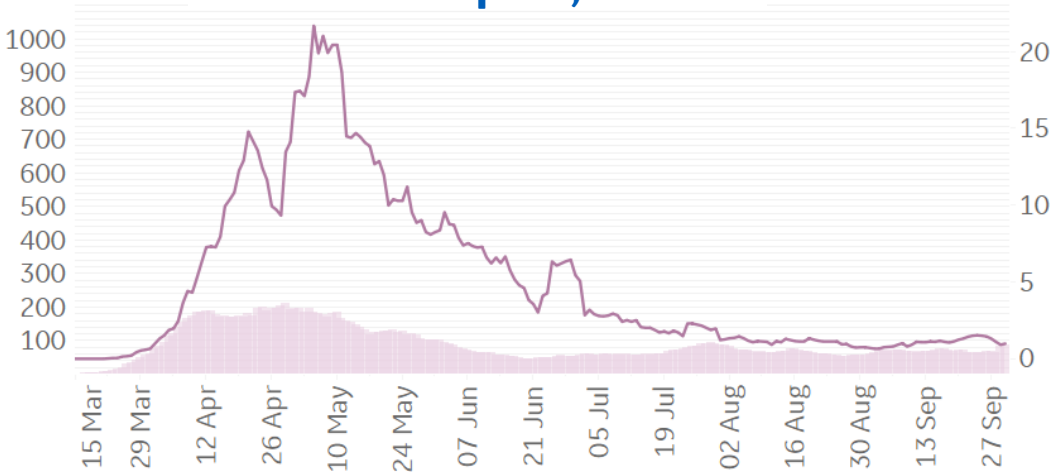
Miami, FL



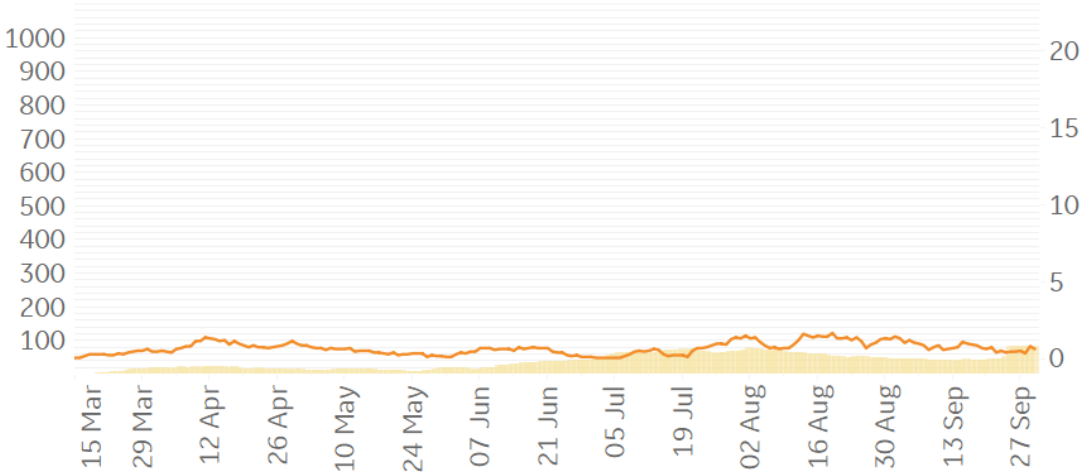
Orlando, FL



Philadelphia, PA



Portland, OR



Daily New Confirmed Cases / 1M (Bars)

7-day Rolling Avg

Daily New Deaths / 1M (Lines)

7-day Rolling Avg

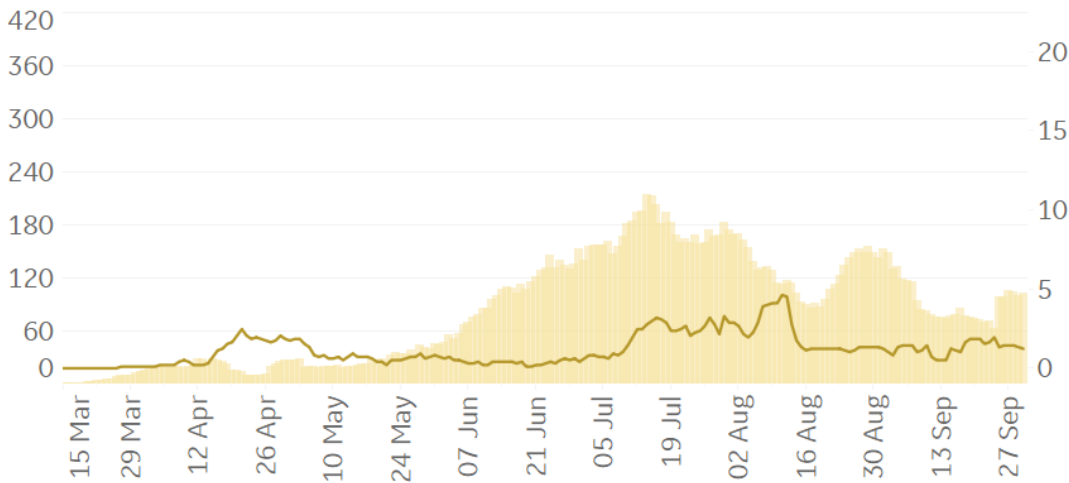


Feature: Trends in CC Ecosystem Cities

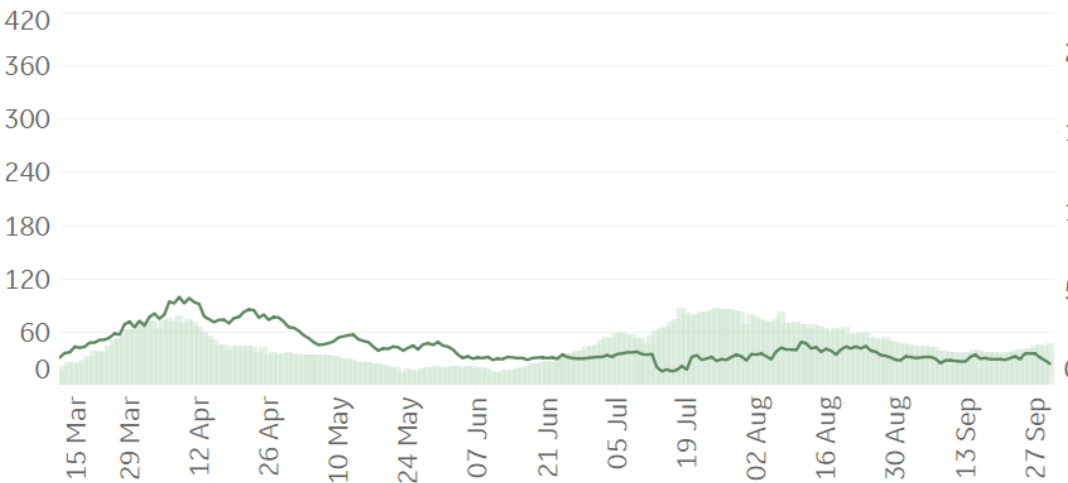
Updated 2 Oct 2020, 3:30 GMT

17

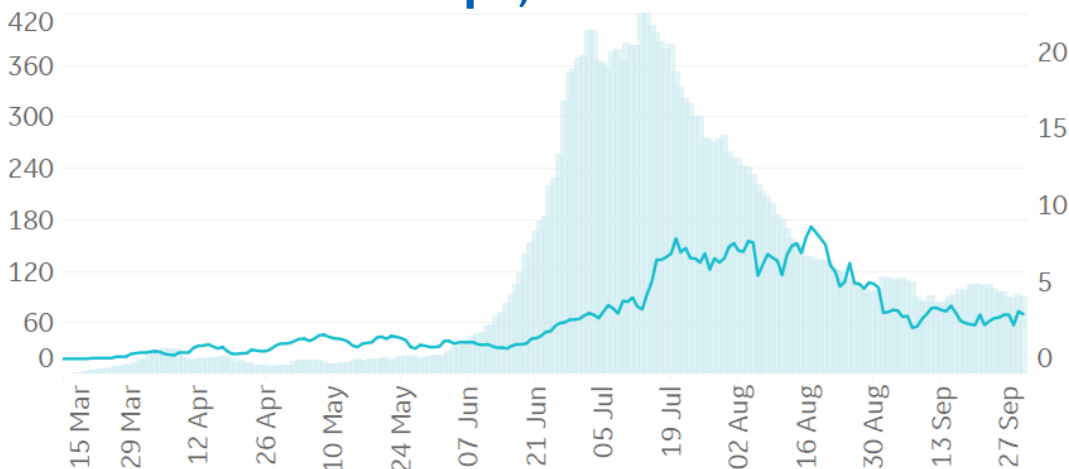
Raleigh, NC



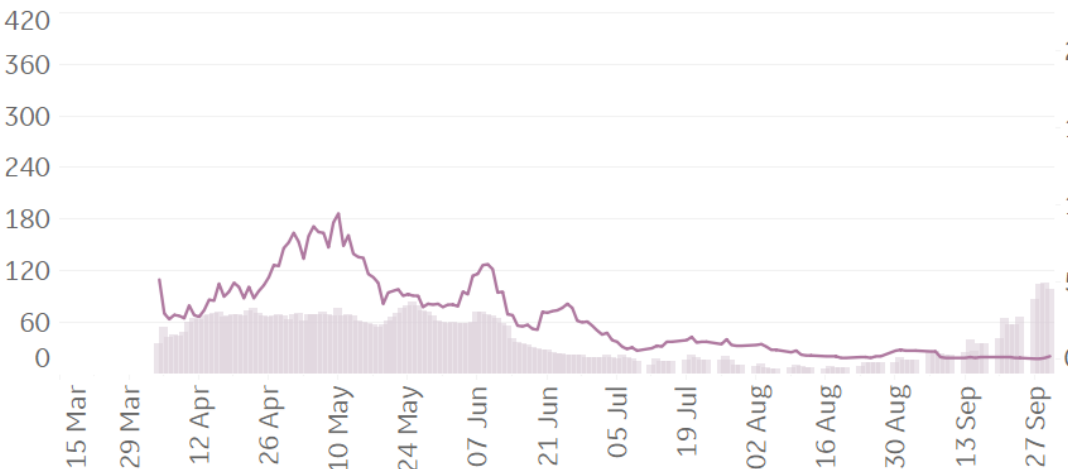
Seattle, WA



Tampa, FL



Toronto, Canada



Daily New Confirmed Cases / 1M (Bars)

7-day Rolling Avg

Daily New Deaths / 1M (Lines)
7-day Rolling Avg



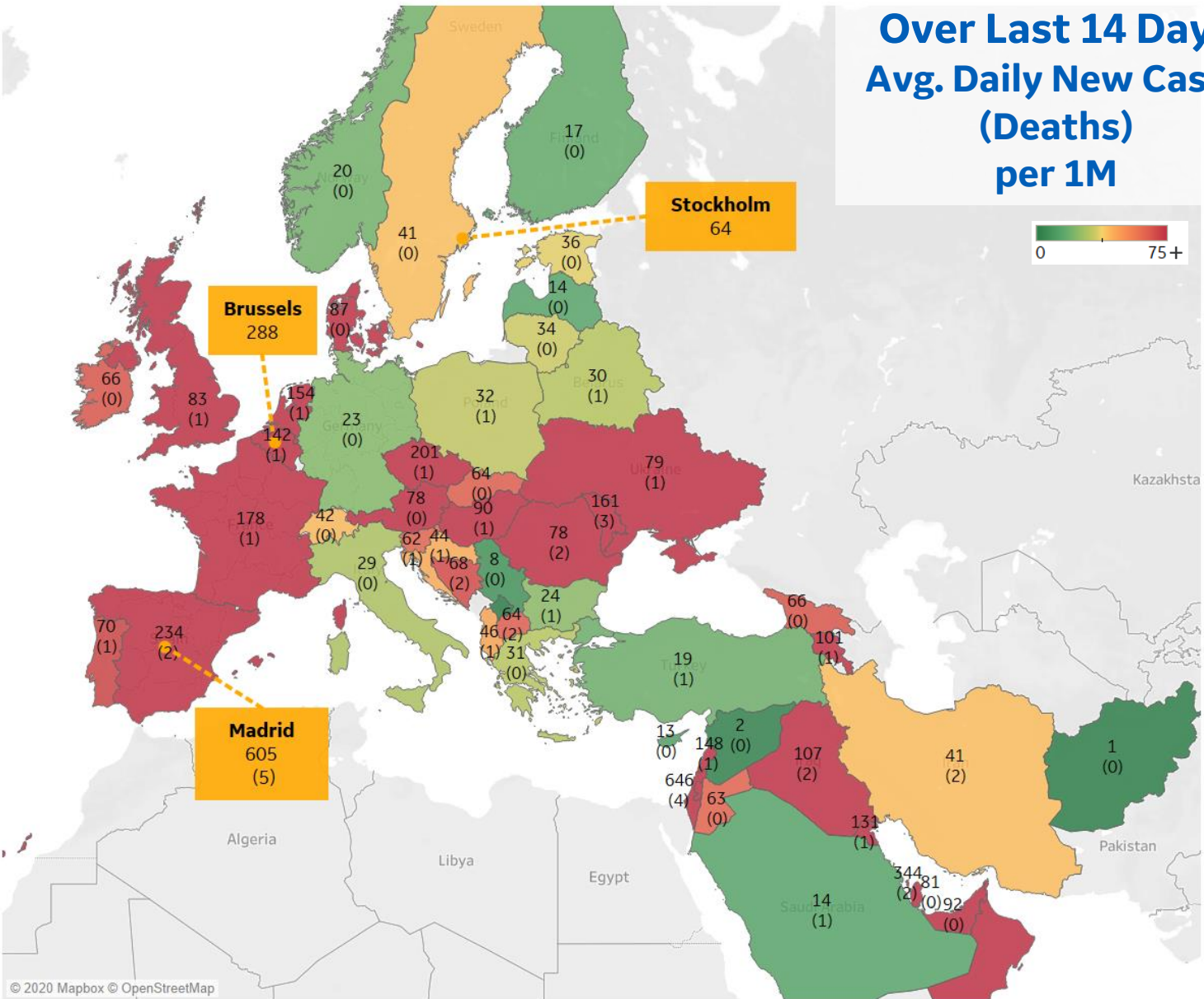
Per 1M in Region

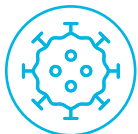
	Today	Change
Active Cases	2,678	+2%
Confirmed	91 new	+1%
Deaths	1 new	+0.4%
Recovered	34 new	+1%

Most Daily New Cases / 1M

Israel	646
Bahrain	344
Spain	234
Czechia	201
France	178
Moldova	161
Netherlands	154
Lebanon	148
Belgium	142
Kuwait	131

* Excludes regions with population < 1M



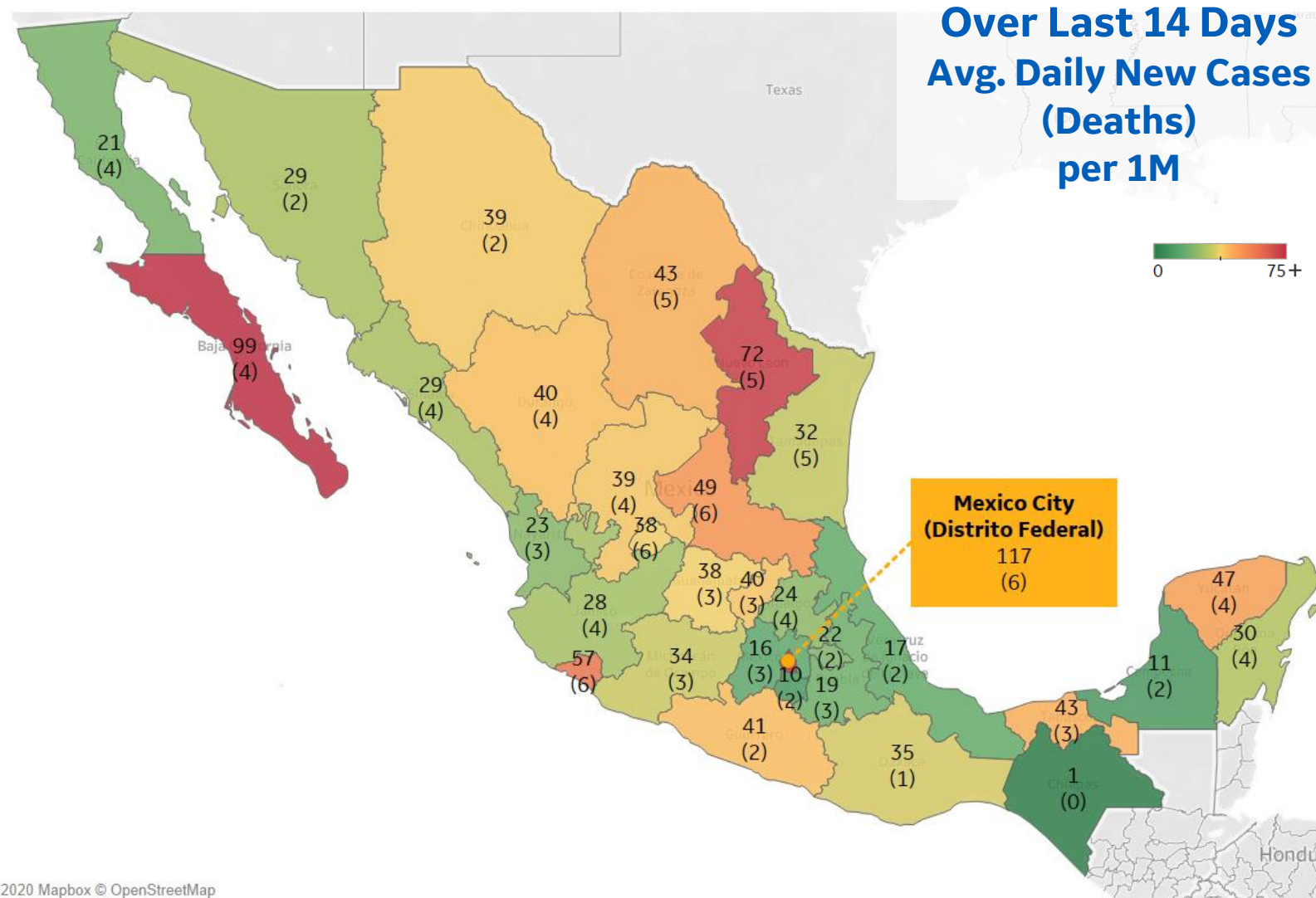


Der 1M in Region

Active Cases	315	+8%
Confirmed	40 new	+0.7%
Deaths	3 new	+0.6%
Recovered	12 new	+0.2%

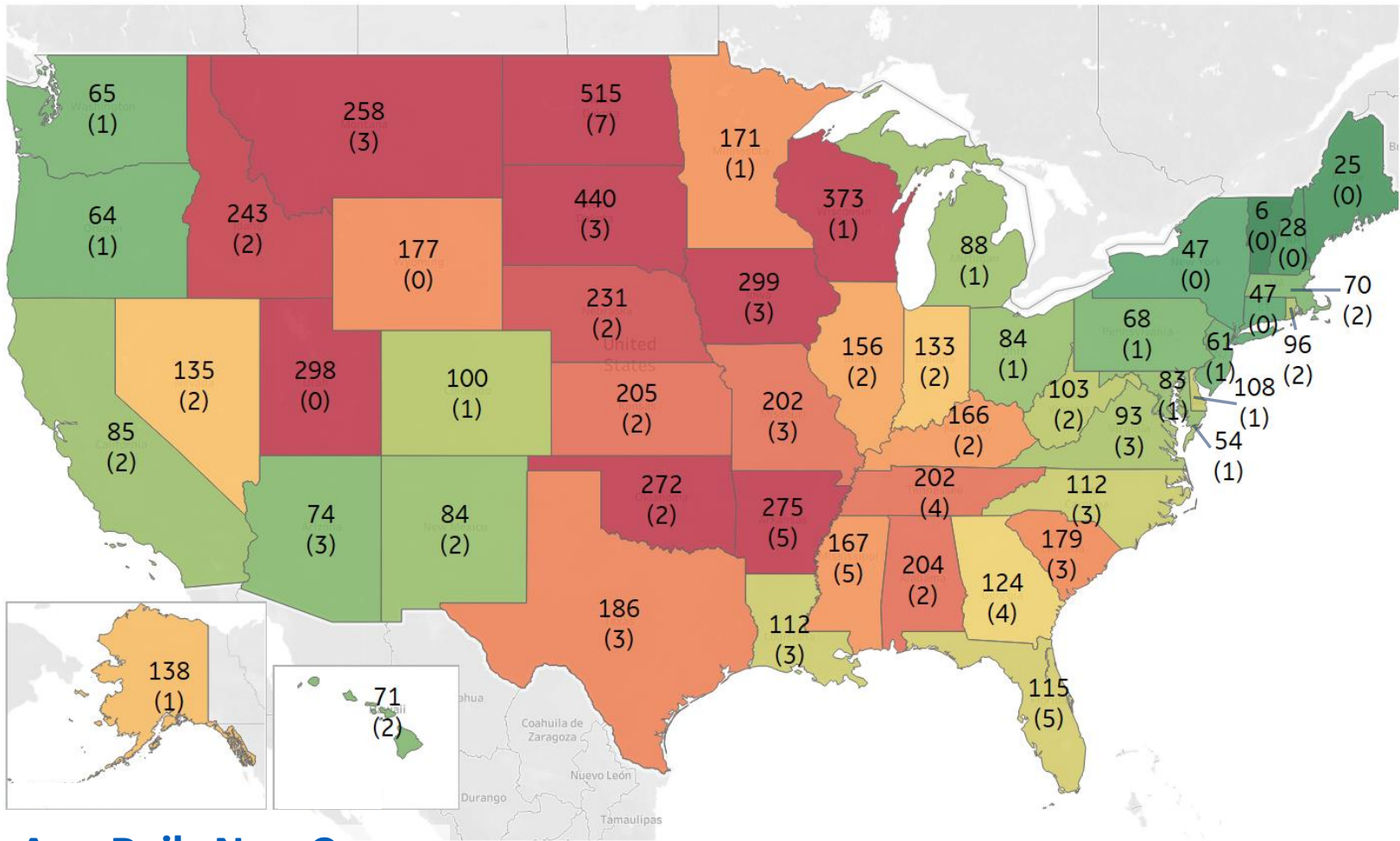
Most Daily New Cases / 1M

Distrito Federal	117
Baja California Sur	99
Nuevo León	72
Colima	57
San Luis Potosí	49
Yucatán	47
Tabasco	43
Coahuila	43
Guerrero	41
Durango	40

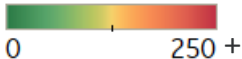




Over Last 14 Days...



Avg. Daily New Cases
(Deaths)
per 1M



Note: Scale different from
other pages

Top 10 by New Confirmed

Avg New Confirmed Cases / 1M

North Dakota	515
South Dakota	440
Wisconsin	373
Iowa	299
Utah	298
Arkansas	275
Oklahoma	272
Montana	258
Idaho	243
Nebraska	231

Top 10 by New Deaths

Avg New Deaths / 1M

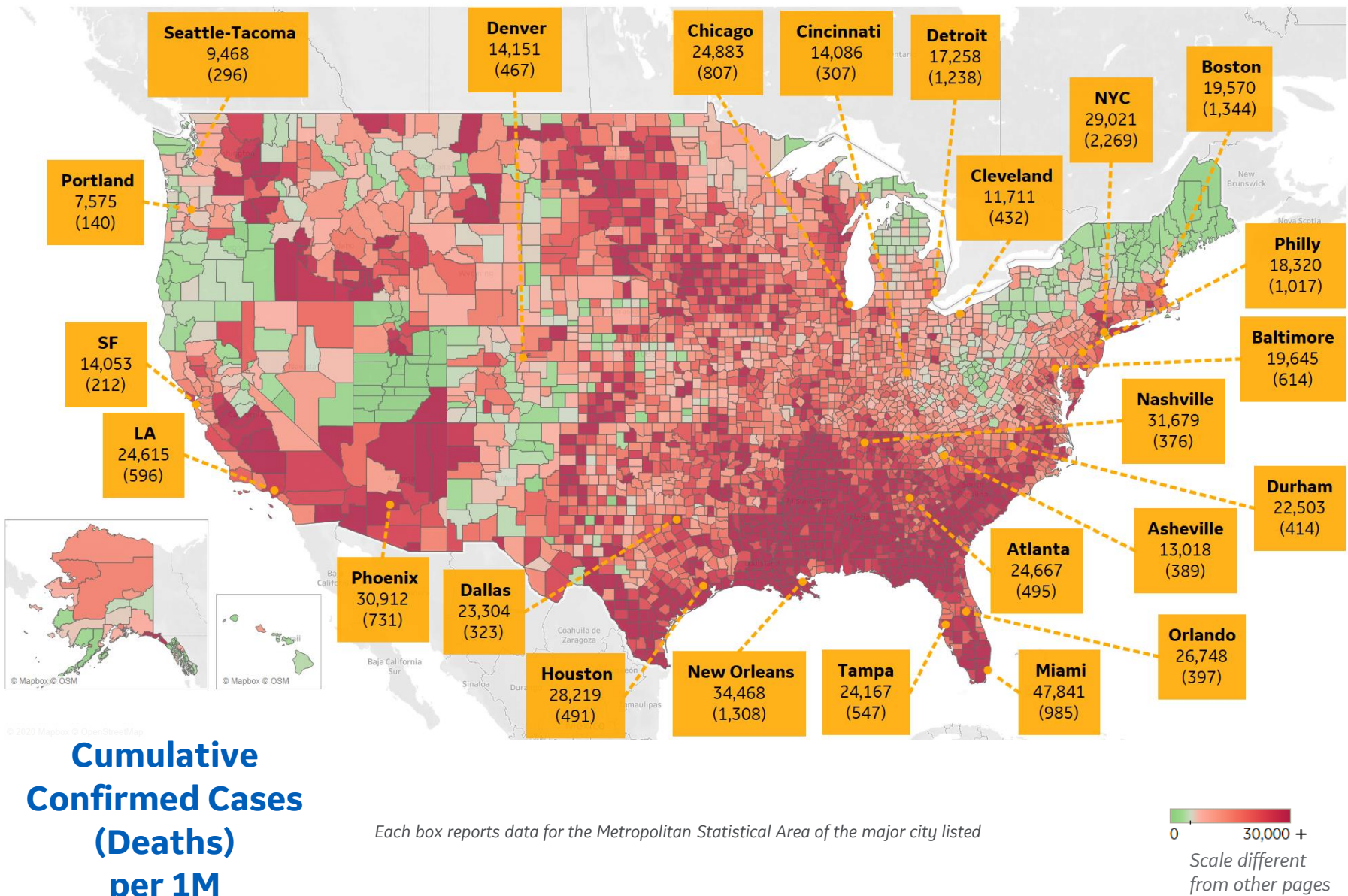
North Dakota	7
Arkansas	5
Mississippi	5
Florida	5
Georgia	4
Tennessee	4
South Dakota	3
Missouri	3
South Carolina	3
Texas	3



US by County & Metro, Cumulative to Date

Updated 2 Oct 2020, 3:30 GMT

21



Top 25 Counties

Cumulative Confirmed Cases / 1M

Miami-Dade County, FL	62,895
Nueces County, TX	56,697
Cameron County, TX	54,060
Webb County, TX	50,186
Rockland County, NY	47,994
Yakima County, WA	45,609
Jefferson Parish, LA	40,863
Broward County, FL	39,653
Westchester County, NY	39,586
Lubbock County, TX	39,086
Escambia County, FL	38,933
Davidson County, TN	38,810
Charleston County, SC	38,646
Passaic County, NJ	38,131
Richland County, SC	37,221
Hidalgo County, TX	37,064
Brown County, WI	37,030
Leon County, FL	36,480
Kern County, CA	35,690
Tulare County, CA	34,893
East Baton Rouge Parish, LA	34,595
Nassau County, NY	34,585
Galveston County, TX	34,188
Osceola County, FL	33,546
Shelby County, TN	33,421

Note: Includes counties $\geq 250K$ population

* New York City counties aggregated into one reporting area



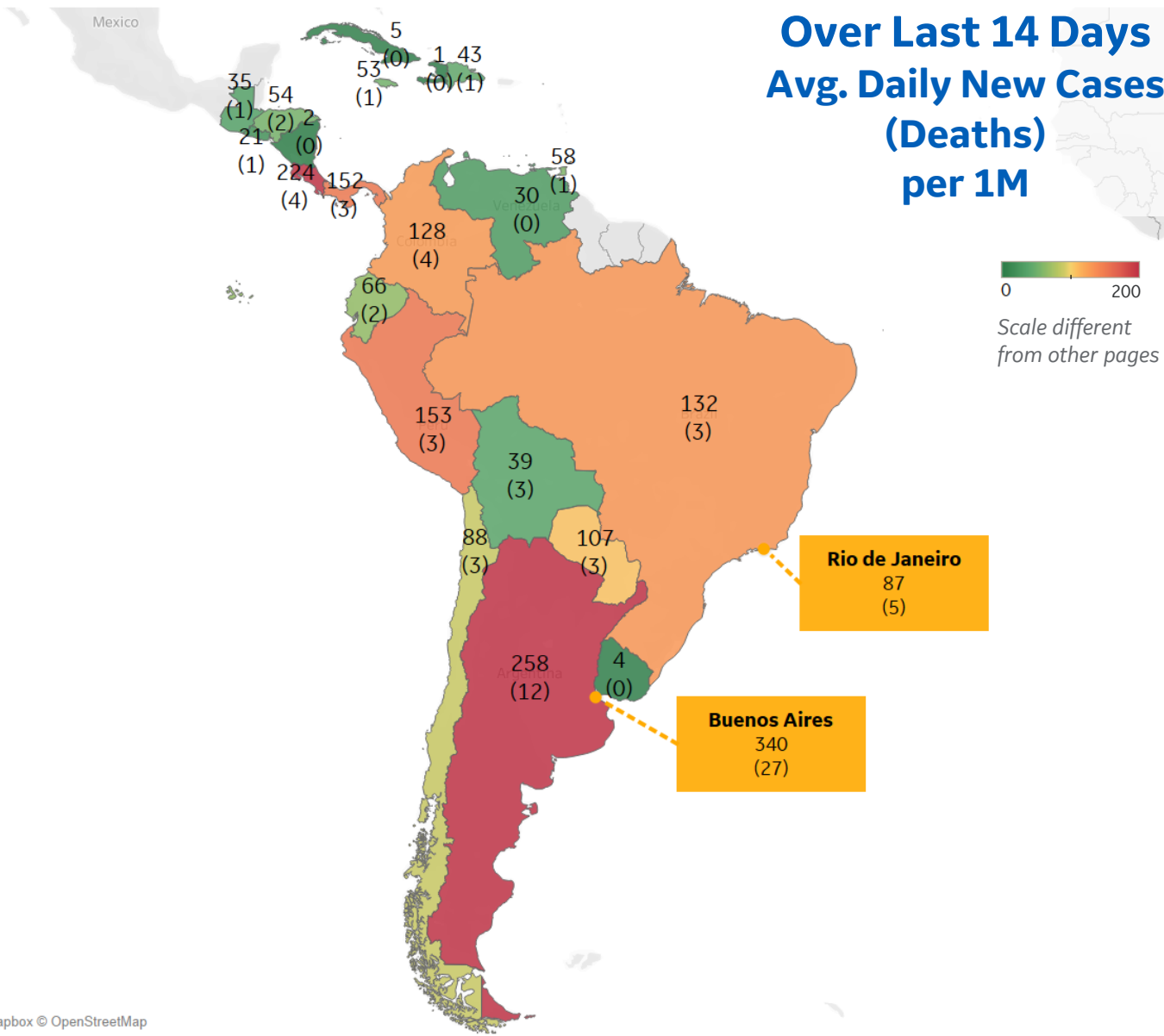
Per 1M in Region

	Today	Change
Active Cases	1,791	+0%
Confirmed	132 new	+0.8%
Deaths	9 new	+2%
Recovered	123 new	+1%

Most Daily New Cases / 1M

Argentina	258
Costa Rica	224
Peru	153
Panama	152
Brazil	132
Colombia	128
Paraguay	107
Chile	88
Ecuador	66
Trinidad and Toba..	58

* Excludes regions with population < 1M





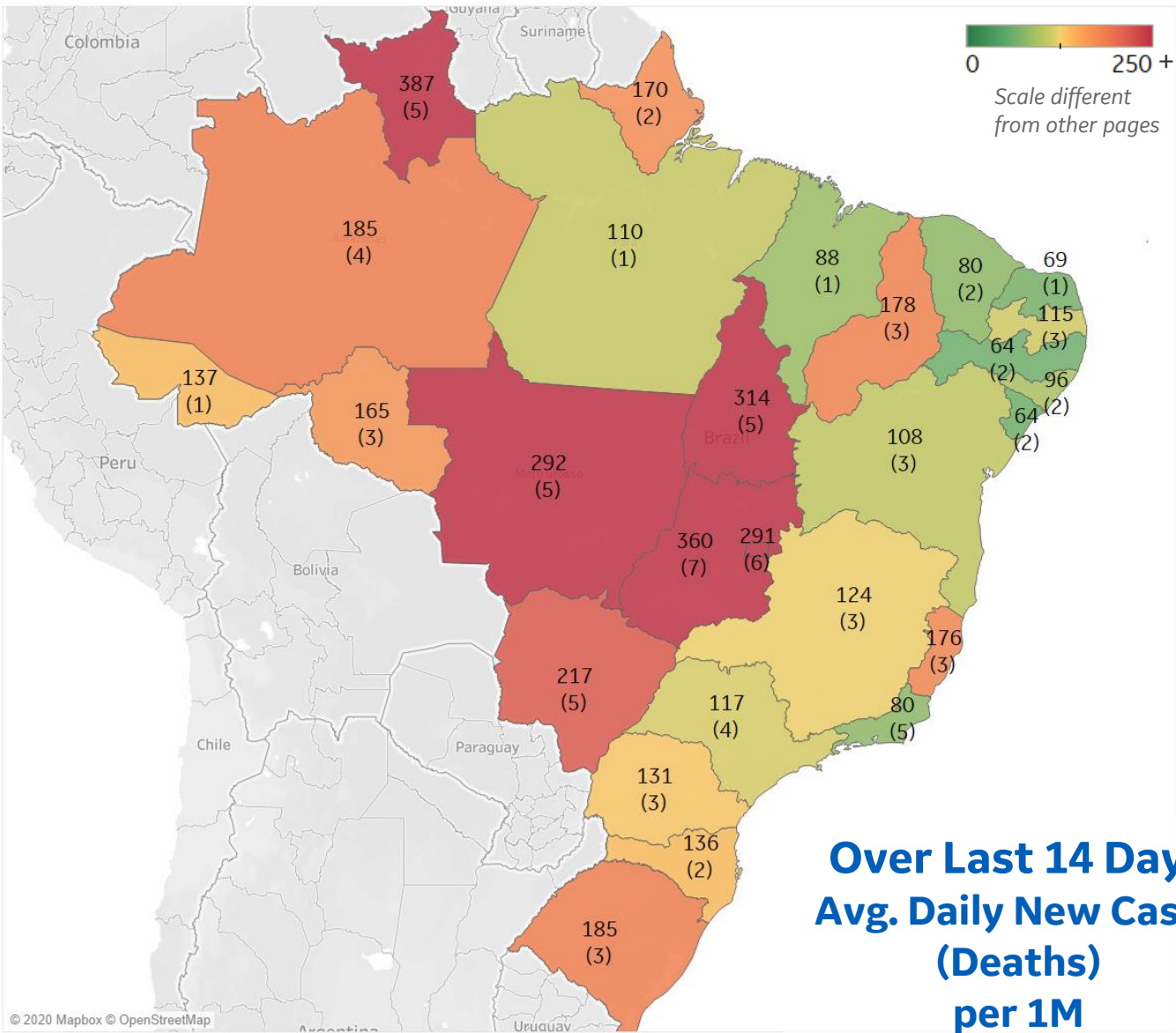
Per 1M in Region

	Today	Change
Active Cases	1,895	+3%
Confirmed	170 new	+0.8%
Deaths	3 new	+0.5%
Recovered	117 new	+0.6%

Most Daily New Cases / 1M

Goiás	360
Tocantins	314
MatoGrosso	292
Distrito Federal	291
MatoGrosso d..	217
Amazonas	185
Rio Grande do ..	185
Piauí	178
Espírito Santo	176
Rondônia	165

* Excludes regions with population < 1M





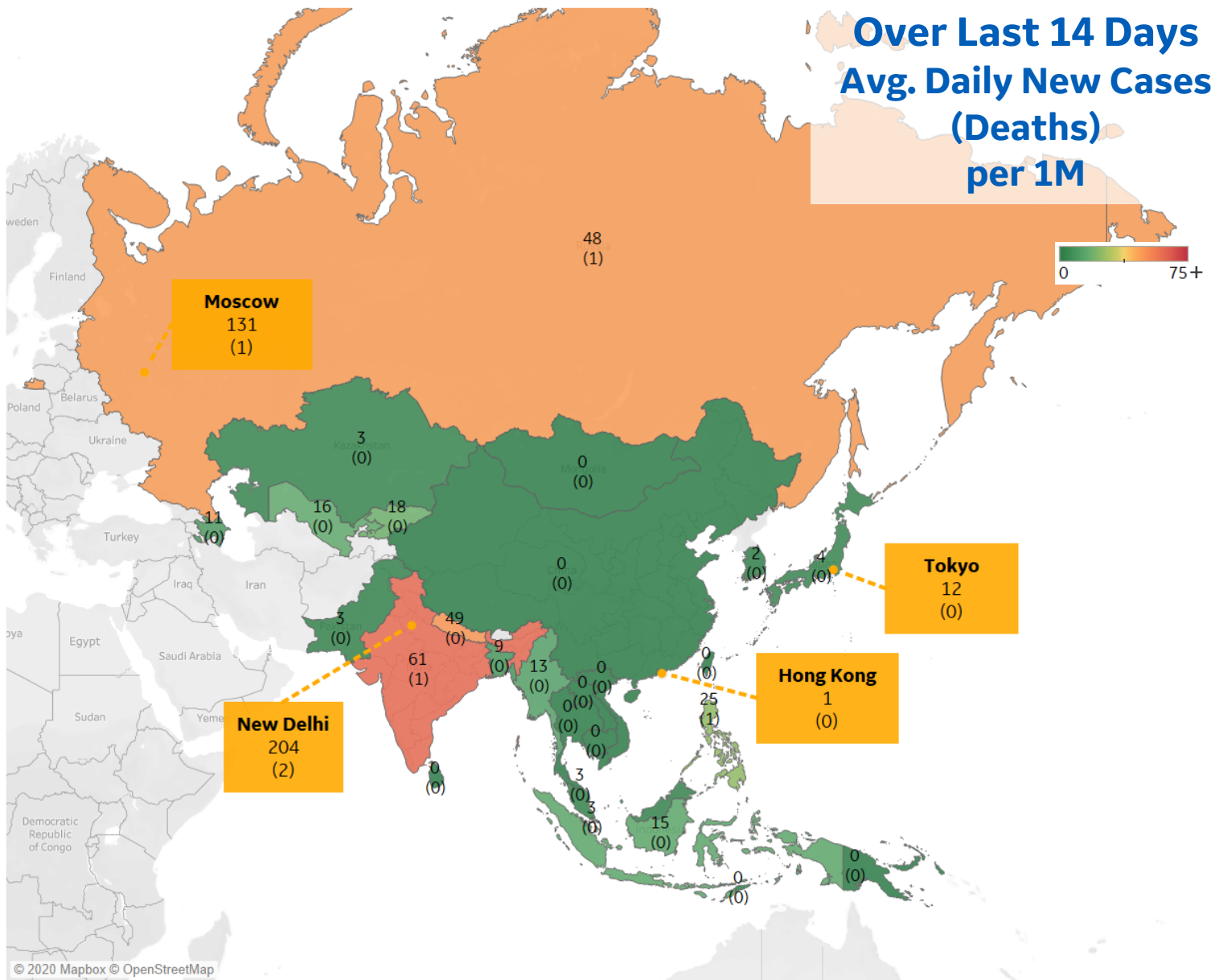
Per 1M in Region

	Today	Change
Active Cases	322	+1%
Confirmed	24 new	+1%
Deaths	0.3 new	+0.9%
Recovered	21 new	+1%

Most Daily New Cases / 1M

India	61
Nepal	49
Russia	48
Philippines	25
Kyrgyzstan	18
Uzbekistan	16
Indonesia	15
Myanmar	13
Azerbaijan	11
Bangladesh	9

* Excludes regions with population < 1M





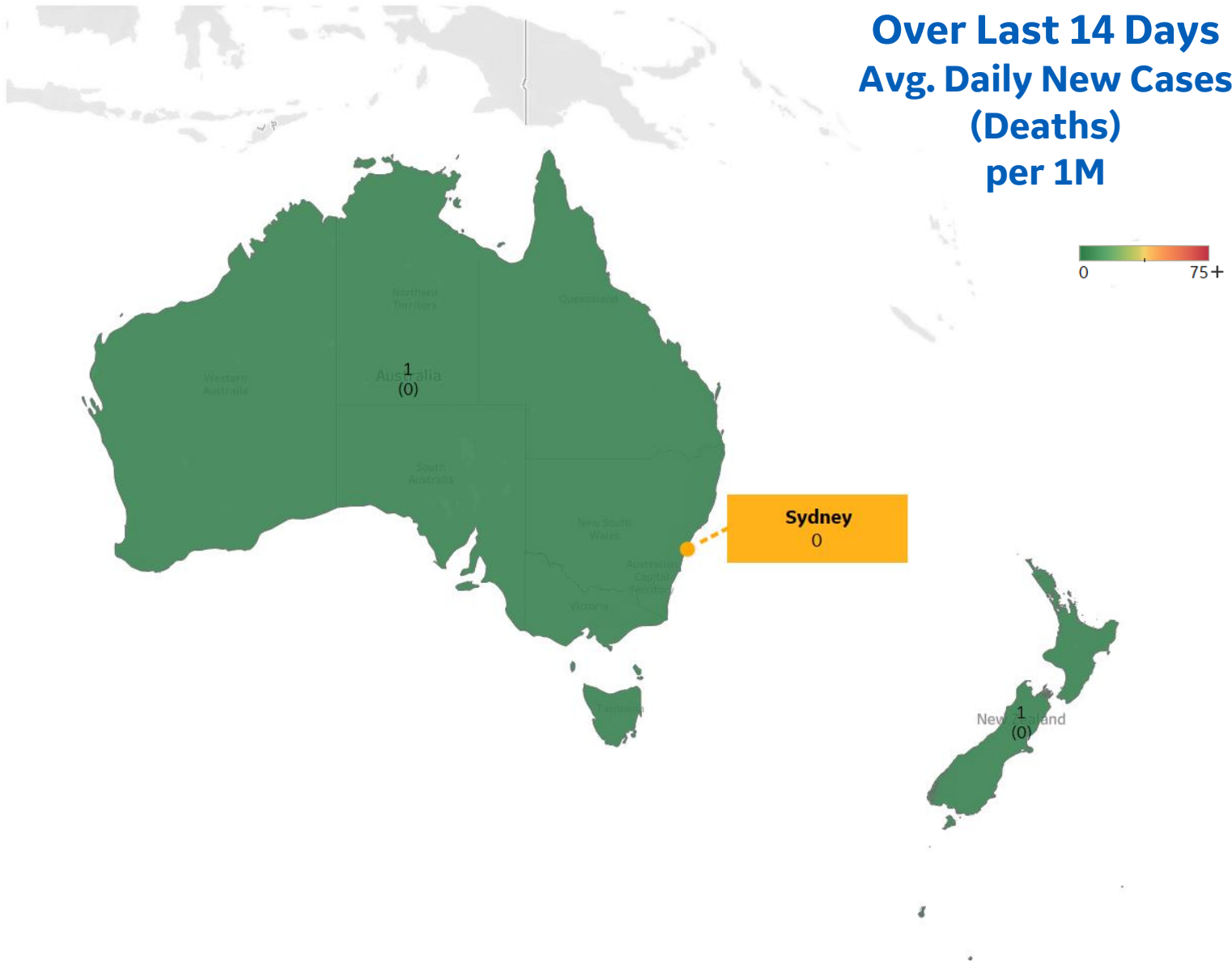
Per 1M in Region

	Today	Change
Active Cases	47	+0%
Confirmed	0.4 new	+0.04%
Deaths	0.1 new	+0.2%
Recovered	1 new	+0.1%

Most Daily New Cases / 1M

Australia	1
New Zealand	1

* Excludes regions with population < 1M





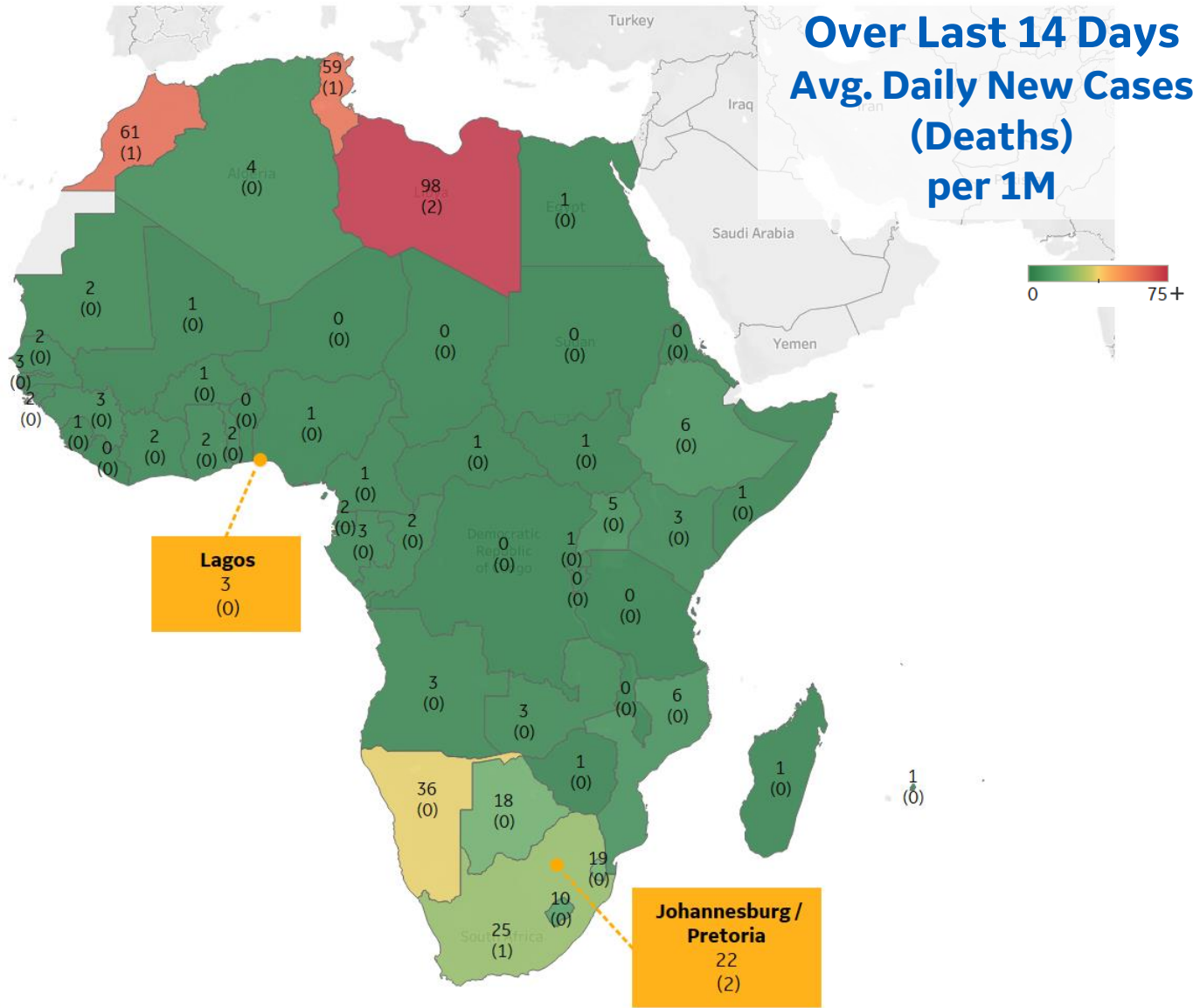
Per 1M in Region

	Today	Change
Active Cases	164	+0%
Confirmed	5 new	+0.5%
Deaths	0.2 new	+0.6%
Recovered	5 new	+0.5%

Most Daily New Cases / 1M

Libya	98
Morocco	61
Tunisia	59
Namibia	36
South Africa	25
Eswatini	19
Botswana	18
Lesotho	10
Mozambique	6
Ethiopia	6

* Excludes regions with population < 1M





Sources



** Per 1M = Per 1 Million Population unless otherwise noted

Johns Hopkins Coronavirus Resource Center:

<https://coronavirus.jhu.edu/map.html>

Worldometer Coronavirus Reporting:

<https://www.worldometers.info/coronavirus/>

Public Health England:

<https://www.gov.uk/government/publications/covid-19-track-coronavirus-cases>

US Department of Homeland Security, Homeland Infrastructure Foundation-Level Data:

<https://hifld-geoplatform.opendata.arcgis.com/datasets/hospitals>

City of New York, NYC Health:

<https://www1.nyc.gov/site/doh/covid/covid-19-data.page>

Chicago Coronavirus Latest Data:

<https://www.chicago.gov/city/en/sites/covid-19/home/latest-data.html>

National Health Commission of the PRC:

<http://www.nhc.gov.cn/xcs/yqtb/202003/bf66696029ba420098164607240074f8.shtml>

Korean Centers for Disease Control and Prevention:

http://www.cdc.go.kr/cdc_eng/

CDC, Severe Outcomes Among Patients with Coronavirus Disease 2019 (COVID-19):

<https://www.cdc.gov/mmwr/volumes/69/wr/mm6912e2.htm>

Italian Department of Civil Protection, COVID Monitoring:

<http://opendatadpc.maps.arcgis.com/apps/opsdashboard/index.html#/b0c68bce2cce478eaac82fe38d4138b1>

The COVID Tracking Project:

<https://covidtracking.com/data/>

UK Office for National Statistics

<https://www.ons.gov.uk/peoplepopulationandcommunity/birthsdeathsandmarriages/deaths/bulletins/deathsregisteredweeklyinenglandandwalesprovisional/weekending24april2020>

COVID-19 Information for Switzerland:

<https://www.corona-data.ch/>

Provincial Health Services Authority of Canada. BC Center for Disease Control:

<http://www.bccdc.ca/about/news-stories/stories/2020/information-on-novel-coronavirus>

Secretary of Health, Mexico:

<https://www.gob.mx/salud/en>

OECD Economic Outlooks, Statistics:

https://www.oecd-ilibrary.org/economics/data/oecd-economic-outlook-statistics-and-projections_eo-data-en

Public Health Authority of Sweden:

<https://www.folkhalsomyndigheten.se/smittskydd-beredskap/utbrott/aktuella-utbrott/covid-19/bekraftade-fall-i-sverige>

National Public Health Agency of France:

<https://www.santepubliquefrance.fr/regions/ile-de-france/documents/bulletin-regional/2020/covid-19-point-epidemiologique-en-ile-de-france-du-23-avril-2020>

Florida Department of Health, COVID-19 Response:

<https://floridahealthcovid19.gov>

CDC:

<https://www.cdc.gov/covid-data-tracker/index.html#demographics>

CDC Provisional COVID19 Deaths Counts

<https://data.cdc.gov/NCHS/Provisional-COVID-19-Death-Counts-by-Sex-Age-and-S/9bhg-hcku>

Johns Hopkins Coronavirus Resource Center:

<https://coronavirus.jhu.edu/map.html>

WHO Europe, Surveillance Report:

<http://www.euro.who.int/en/health-topics/health-emergencies/coronavirus-covid-19/weekly-surveillance-report>

WHO Europe, Principles for Transition:

<http://www.euro.who.int/en/media-centre/sections/statements/2020/statement-transition-to-a-new-normal-during-the-covid-19-pandemic-must-be-guided-by-public-health-principles>