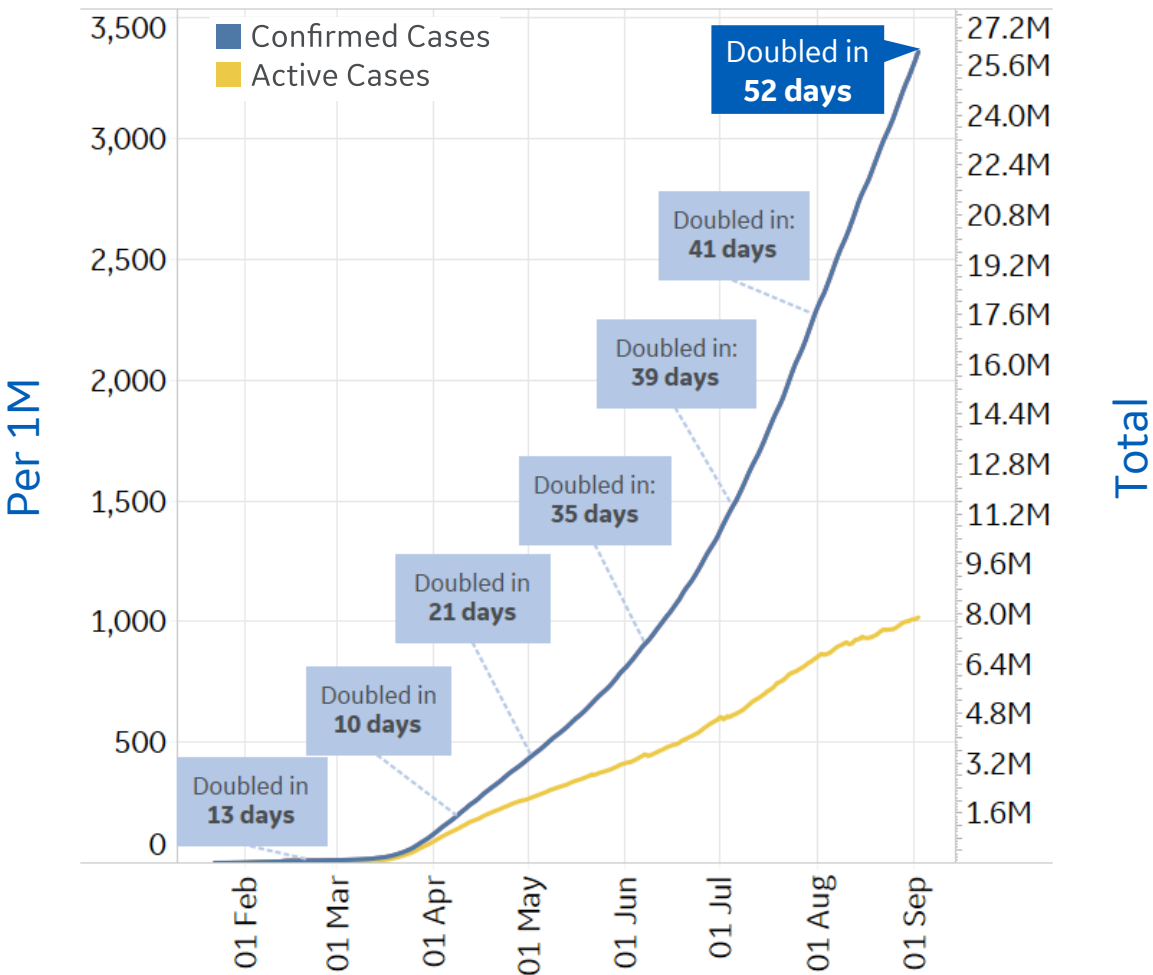




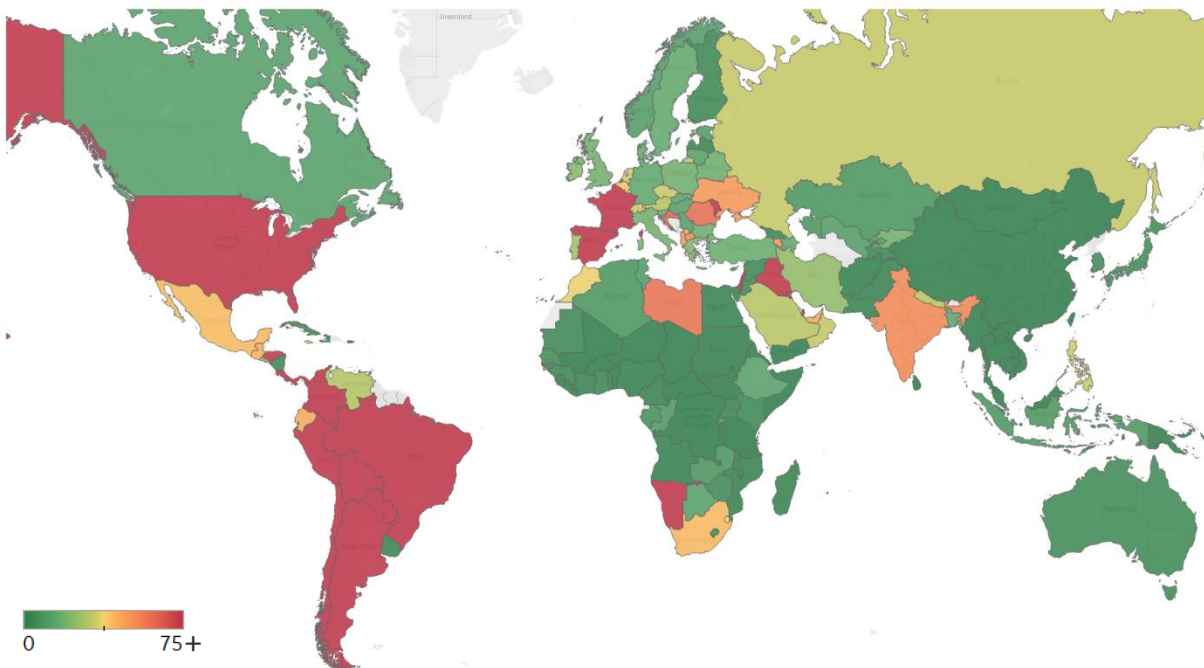
Global Confirmed & Active Cases

Trend since 22 Jan



Avg. Daily New Cases / 1M

Over the last 14 days



Per 1M:	Today	Change
Active Today	1,017	+0.7%
Active	8 new	+0.7%
Confirmed	36 new	+1%
Deaths	1 new	+0.7%
Recovered	28 new	+1%

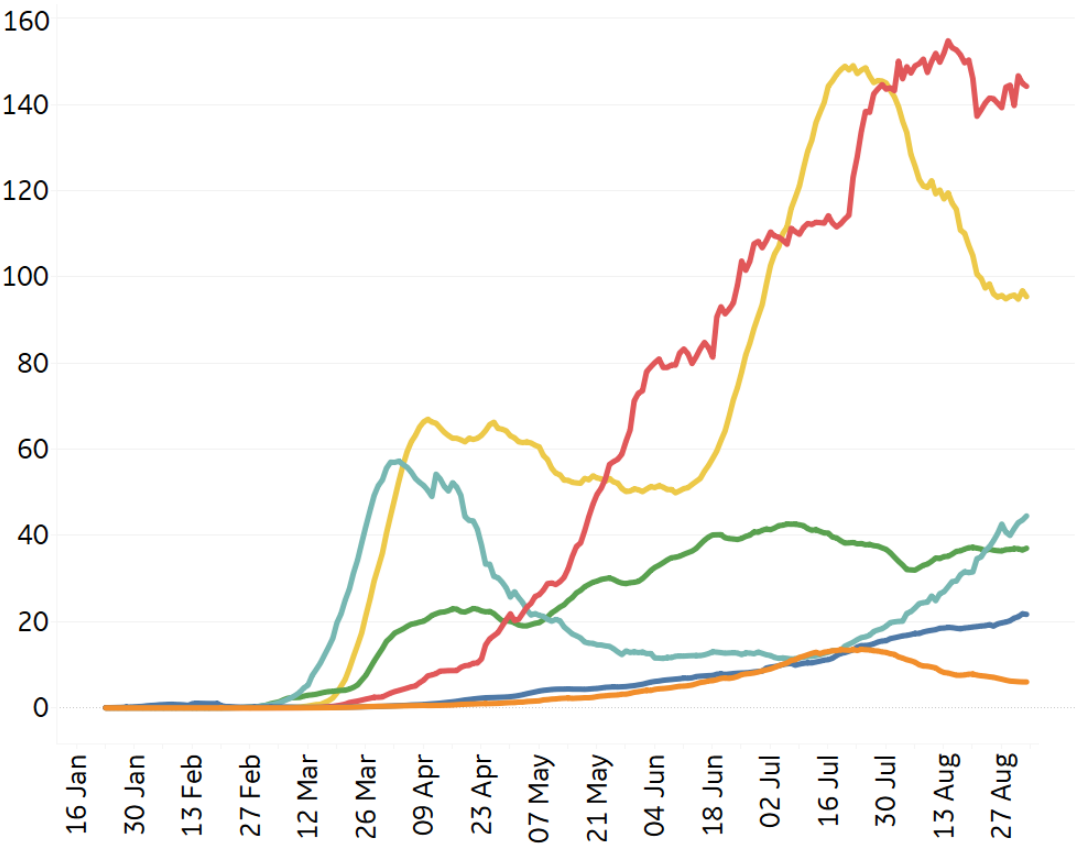


New Confirmed Cases & New Deaths

Key North America Europe Middle East Central/South America Asia Africa

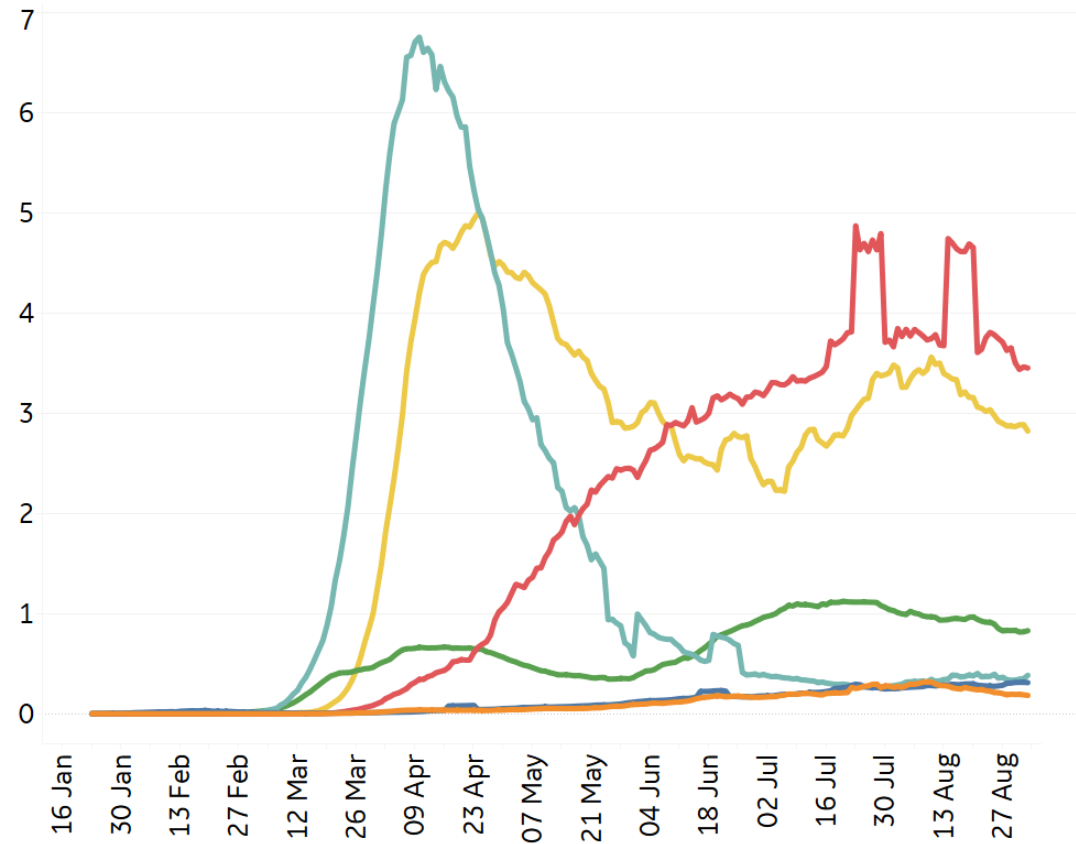
New Confirmed Cases / 1M

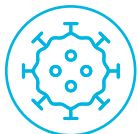
7-day rolling average



New Deaths / 1M

7-day rolling average





Top 50 Countries: Per 1M



1 - 25

	Today		Total Since 22 Jan			Change from 14d Ago [*] in 14 day avg of daily new	
	New Confirmed	New Deaths	Total Confirmed	Total Recovered	Total Deaths	Confirmed	Deaths
Peru	154	4	19,930	14,563	882	6%	-63%
Belgium	37	0	7,413	1,595	854	-23%	-165%
Spain	184	1	10,257	3,216	624	67%	33%
UK	22	0	5,022	N/A**	613	26%	-25%
Chile	83	1	21,696	20,280	593	-2%	-3%
Italy	22	0	4,491	3,444	587	151%	-63%
Brazil	221	6	18,808	15,936	582	-9%	-8%
Sweden	1	1	8,370	N/A**	576	-45%	-82%
US	120	3	18,470	6,742	561	-17%	-12%
Mexico	38	4	4,739	3,913	510	-9%	-16%
Panama	123	3	21,805	15,641	470	-24%	-26%
France	109	0	5,072	1,339	470	167%	88%
Bolivia	57	9	10,103	5,489	446	-35%	14%
Colombia	183	6	12,447	9,425	400	-16%	0%
Ecuador	65	3	6,544	5,774	375	-30%	58%
Netherlands	50	0	4,357	75	366	-11%	103%
Ireland	18	0	5,896	4,732	360	26%	-83%
EU	55	0	4,422	2,126	315	56%	-2%
Armenia	66	1	14,874	13,037	298	-18%	-19%
North Macedo..	70	1	7,008	5,636	291	-15%	38%
Kosovo	0	0	6,873	4,762	264	-50%	4%
Iran	22	1	4,509	3,891	260	-13%	-28%
Moldova	132	4	9,356	6,492	254	22%	21%
South Africa	39	2	10,632	9,332	243	-48%	-37%
Switzerland	43	0	4,941	4,217	232	41%	25%

26 - 50

	Today		Total Since 22 Jan			Change from 14d Ago [*] in 14 day avg of daily new	
	New Confirmed	New Deaths	Total Confirmed	Total Recovered	Total Deaths	Confirmed	Deaths
Argentina	242	4	9,717	6,981	202	38%	25%
Honduras	76	4	6,313	1,125	194	42%	71%
Romania	67	2	4,673	2,012	193	-5%	5%
Bos. and Herz.	86	2	6,254	4,153	191	8%	-6%
Portugal	38	0	5,750	4,142	179	38%	-11%
Iraq	98	2	6,024	4,580	179	4%	5%
Dom. Rep.	60	2	8,815	6,409	163	-40%	-5%
Kyrgyzstan	12	0	6,750	5,962	162	-59%	-832%
Guatemala	42	1	4,222	3,555	156	-5%	-18%
Oman	0	0	16,827	15,866	135	-30%	-25%
Kuwait	156	0	20,250	18,313	125	-4%	-28%
Russia	34	1	6,866	5,612	119	-5%	-5%
Saudi Arabia	23	1	9,120	8,402	114	-25%	-7%
El Salvador	13	1	3,994	2,294	113	-56%	-27%
Israel	338	1	14,033	11,234	112	17%	-13%
Bahrain	216	0	31,034	29,176	112	-11%	-50%
Costa Rica	220	2	8,501	3,241	89	29%	2%
Kazakhstan	5	0	5,647	5,186	85	-72%	-52%
Eswatini	43	0	4,024	3,090	81	-47%	-42%
Belarus	19	1	7,635	7,503	73	64%	53%
Qatar	74	0	41,376	40,302	69	-22%	-60%
UAE	74	0	7,233	6,272	39	66%	43%
West Bank an..	130	1	5,225	3,389	35	38%	43%
Singapore	1	0	9,719	9,553	5	-53%	N/A
Total World	36	1	3,361	2,232	111	1%	-11%

*Change from 14d ago:
Compares 14d-avgs. of Daily New Cases/Deaths
today with 14d-avgs. from 14d ago

Active Cases in **Italy** have **doubled** in the last three weeks

Sorted by Total Deaths / 1M
Top 50 countries selected by Cases / 1M
Excluded countries with population < 1M

N/A** due to inconsistent reporting of Recovered Cases



Top 50 Countries: Raw Volume

Updated 3 Sept 2020, 3:30 GMT

4

1 - 25

	Today		Total Since 22 Jan			Change from 14d Ago [*] in 14 day avg of daily new	
	New Confirmed	New Deaths	Total Confirmed	Total Recovered	Total Deaths	Confirmed	Deaths
US	39,670	1,056	6,113,510	2,231,757	185,720	-17%	-12%
EU	24,551	185	1,969,013	946,812	140,454	56%	-2%
Brazil	46,934	1,184	3,997,865	3,387,309	123,780	-9%	-8%
India	83,883	1,043	3,853,406	2,970,492	67,376	17%	3%
Mexico	4,921	575	610,957	504,541	65,816	-9%	-16%
UK	1,514	10	340,929	N/A**	41,602	26%	-25%
Italy	1,326	6	271,515	208,201	35,497	151%	-63%
France	7,092	26	331,060	87,418	30,692	167%	88%
Spain	8,581	42	479,554	150,376	29,194	67%	33%
Peru	5,092	124	657,129	480,177	29,068	6%	-63%
Iran	1,858	125	378,752	326,801	21,797	-13%	-28%
Colombia	9,295	295	633,321	479,567	20,345	-16%	0%
Russia	4,893	115	1,001,965	819,043	17,365	-5%	-5%
South Africa	2,336	126	630,595	553,456	14,389	-48%	-37%
Chile	1,594	23	414,739	387,683	11,344	-2%	-3%
Belgium	424	1	85,911	18,490	9,898	-23%	-165%
Germany	1,396	15	247,411	219,904	9,322	14%	4%
Canada	519	3	131,941	116,866	9,182	22%	2%
Argentina	10,933	199	439,172	315,530	9,118	38%	25%
Indonesia	3,075	111	180,646	129,971	7,616	27%	42%
Iraq	3,946	78	242,284	184,205	7,201	4%	5%
Ecuador	1,148	48	115,457	101,867	6,619	-30%	58%
Turkey	1,596	45	273,301	246,876	6,462	19%	66%
Pakistan	865	30	297,014	281,925	6,328	-29%	-32%
Netherlands	858	7	74,660	1,282	6,267	-11%	103%

26 - 50

	Today		Total Since 22 Jan			Change from 14d Ago [*] in 14 day avg of daily new	
	New Confirmed	New Deaths	Total Confirmed	Total Recovered	Total Deaths	Confirmed	Deaths
Sweden	11	7	84,532	N/A**	5,820	-45%	-82%
Egypt	165	21	99,280	74,626	5,461	16%	-1%
Bolivia	661	102	117,928	64,074	5,203	-35%	14%
China	20	3	89,953	84,695	4,727	-64%	-28%
Bangladesh	2,582	35	317,528	211,016	4,351	-16%	11%
Saudi Arabia	816	27	317,486	292,510	3,956	-25%	-7%
Romania	1,298	40	89,891	38,701	3,721	-5%	5%
Philippines	2,176	26	226,440	158,610	3,623	-9%	23%
Guatemala	751	12	75,644	63,688	2,790	-5%	-18%
Ukraine	2,554	51	128,833	60,943	2,705	40%	42%
Poland	595	20	68,517	47,865	2,078	1%	5%
Panama	532	12	94,084	67,487	2,030	-24%	-26%
Honduras	757	36	62,526	11,147	1,924	42%	71%
Portugal	390	3	58,633	42,233	1,827	38%	-11%
Dom. Rep.	648	27	95,627	69,519	1,765	-40%	-5%
Kazakhstan	88	0	106,032	97,371	1,588	-72%	-52%
Japan	596	14	69,619	58,108	1,327	-32%	49%
Morocco	1,672	32	65,453	50,357	1,216	7%	54%
Israel	2,926	12	121,464	97,234	969	17%	-13%
Belarus	179	5	72,141	70,900	691	64%	53%
Oman	0	0	85,928	81,024	689	-30%	-25%
Kuwait	667	1	86,478	78,209	535	-4%	-28%
UAE	735	3	71,540	62,029	387	66%	43%
Qatar	212	1	119,206	116,111	199	-22%	-60%
Total World	281,768	6,013	26,031,410	17,291,874	863,028	1%	-11%

*Change from 14d ago:
Compares 14d-avgs. of Daily New Cases/Deaths
today with 14d-avgs. from 14d ago

Global confirmed cases have surpassed **26M**

Sorted by Raw Total Deaths
Top 50 countries selected by Total Cases
Excluded countries with population < 1M

N/A** due to inconsistent reporting of Recovered Cases



United States: Per 1M



1 - 25

	Today		Total Since 22 Jan			Change from 14d Ago* in 14 day avg of daily new	
	New Confirmed	New Deaths	Total Confirmed	Total Recovered	Total Deaths	Confirmed	Deaths
New Jersey	34	2	21,683	3,827	1,797	-24%	-45%
New York	36	0	22,424	3,866	1,695	-6%	-24%
Massachusetts	43	N/A	18,742	15,077	1,314	-9%	-16%
Connecticut	29	0	14,896	2,515	1,253	49%	-50%
Louisiana	206	4	32,232	28,918	1,076	-36%	-29%
Rhode Island	72	1	20,841	2,011	992	-9%	50%
DC	40	1	19,946	15,885	861	-24%	-38%
Mississippi	262	11	28,347	22,821	849	-21%	-11%
Arizona	71	3	27,870	4,262	696	-51%	-45%
Michigan	65	1	11,462	7,625	679	-5%	11%
Illinois	168	2	18,967	N/A	655	0%	3%
Maryland	75	1	18,082	1,162	623	-22%	-20%
Delaware	14	1	18,022	9,722	622	-40%	37%
Pennsylvania	77	2	10,977	8,686	602	-14%	-24%
Georgia	180	6	25,864	N/A	546	-33%	2%
S. Carolina	128	7	23,404	9,989	543	-15%	-15%
Florida	112	6	29,493	N/A	535	-43%	-38%
Indiana	128	2	14,223	10,901	494	3%	-21%
Alabama	127	3	26,154	10,433	452	-6%	-2%
Texas	143	6	22,136	18,006	452	-38%	-41%
Nevada	78	7	22,685	590	434	-37%	-26%
New Mexico	72	1	12,215	6,235	377	-23%	-14%
Iowa	195	3	21,065	15,237	359	77%	1%
Ohio	99	1	10,759	8,988	357	-6%	-20%
Colorado	42	1	10,071	1,038	339	-25%	2%
California	143	4	18,255	N/A	337	-39%	-19%

26 - 51

	Today		Total Since 22 Jan			Change from 14d Ago* in 14 day avg of daily new	
	New Confirmed	New Deaths	Total Confirmed	Total Recovered	Total Deaths	Confirmed	Deaths
California	143	4	18,255	N/A	337	-39%	-19%
Minnesota	129	2	13,668	12,327	334	11%	-21%
New Hampshire	9	0	5,375	4,879	318	-20%	-44%
Virginia	108	3	14,354	1,795	309	-9%	39%
Arkansas	204	9	20,582	18,643	279	-11%	49%
N. Carolina	108	4	16,262	13,909	265	18%	-6%
Tennessee	220	2	23,111	17,671	263	-21%	3%
Missouri	241	3	14,373	N/A	257	0%	0%
Washington	58	1	9,899	N/A	254	-28%	-44%
Kentucky	180	4	11,189	2,342	216	4%	36%
Idaho	174	3	18,278	8,512	208	-38%	5%
Oklahoma	182	3	15,193	12,799	207	-3%	-8%
Nebraska	218	0	18,091	13,628	206	2%	-28%
Wisconsin	94	2	13,247	11,789	196	-16%	-17%
North Dakota	350	4	16,097	12,904	194	62%	-22%
South Dakota	287	2	15,829	12,388	191	131%	-26%
Kansas	304	2	15,051	594	158	27%	-2%
West Virginia	81	5	5,947	4,612	130	6%	60%
Utah	131	0	16,476	13,930	128	-6%	-41%
Oregon	31	1	6,419	1,220	111	-23%	-20%
Montana	170	4	7,196	5,225	102	6%	25%
Maine	14	1	3,398	2,959	99	29%	50%
Vermont	3	0	2,623	2,297	93	2%	-100%
Wyoming	64	7	6,758	5,614	71	-12%	0%
Alaska	89	0	7,330	3,118	53	-11%	150%
Hawaii	239	1	6,350	1,860	53	12%	120%

*Change from 14d ago:
Compares 14d-avgs. of Daily New Cases/Deaths
today with 14d-avgs. from 14d ago

Confirmed cases in **Kansas** grew **54%** in the month of August

Sorted by Total Deaths / 1M

N/As due to states revising and updating case counts



United States: Raw Volume

Updated 3 Sept 2020, 3:30 GMT

6

1 - 25

	Today		Total Since 22 Jan			Change from 14d Ago [*] in 14 day avg of daily new	
	New Confirmed	New Deaths	Total Confirmed	Total Recovered	Total Deaths	Confirmed	Deaths
New York	708	6	436,218	75,203	32,972	-6%	-24%
New Jersey	305	14	192,595	33,991	15,964	-24%	-45%
California	5,664	167	721,281	N/A	13,317	-39%	-19%
Texas	4,134	185	641,855	522,087	13,104	-38%	-41%
Florida	2,402	127	633,442	N/A	11,501	-43%	-38%
Massachusetts	294	N/A	129,182	103,920	9,060	-9%	-16%
Illinois	2,128	27	240,344	N/A	8,300	0%	3%
Pennsylvania	984	27	140,532	111,201	7,705	-14%	-24%
Michigan	648	14	114,468	76,151	6,781	-5%	11%
Georgia	1,916	62	274,613	N/A	5,795	-33%	2%
Arizona	519	21	202,861	31,021	5,065	-51%	-45%
Louisiana	956	20	149,838	134,432	5,004	-36%	-29%
Connecticut	102	1	53,108	8,967	4,467	49%	-50%
Ohio	1,161	10	125,767	105,065	4,176	-6%	-20%
Maryland	456	5	109,319	7,026	3,766	-22%	-20%
Indiana	859	13	95,750	73,390	3,325	3%	-21%
S. Carolina	657	37	120,503	51,431	2,794	-15%	-15%
N. Carolina	1,129	38	170,553	145,884	2,779	18%	-6%
Virginia	925	29	122,518	15,319	2,641	-9%	39%
Mississippi	781	33	84,365	67,918	2,526	-21%	-11%
Alabama	623	17	128,239	51,154	2,217	-6%	-2%
Colorado	244	6	57,999	5,979	1,952	-25%	2%
Washington	438	4	75,377	N/A	1,935	-28%	-44%
Minnesota	730	11	77,085	69,521	1,882	11%	-21%
Tennessee	1,502	16	157,831	120,675	1,797	-21%	3%

26 - 51

	Today		Total Since 22 Jan			Change from 14d Ago [*] in 14 day avg of daily new	
	New Confirmed	New Deaths	Total Confirmed	Total Recovered	Total Deaths	Confirmed	Deaths
Missouri	1,478	16	88,216	N/A	1,578	0%	0%
Nevada	239	23	69,872	1,817	1,336	-37%	-26%
Wisconsin	545	12	77,129	68,641	1,142	-16%	-17%
Iowa	616	8	66,463	48,074	1,133	77%	1%
Rhode Island	76	1	22,078	2,130	1,051	-9%	50%
Kentucky	806	18	49,991	10,463	966	4%	36%
Arkansas	615	27	62,112	56,261	841	-11%	49%
Oklahoma	720	13	60,118	50,646	821	-3%	-8%
New Mexico	152	3	25,612	13,073	790	-23%	-14%
DC	28	1	14,077	11,211	608	-24%	-38%
Delaware	14	1	17,549	9,467	606	-40%	37%
Oregon	129	4	27,075	5,144	468	-23%	-20%
Kansas	885	5	43,847	1,730	461	27%	-2%
New Hampshire	12	0	7,309	6,634	432	-20%	-44%
Utah	419	1	52,822	44,658	410	-6%	-41%
Nebraska	421	0	34,995	26,363	399	2%	-28%
Idaho	311	5	32,664	15,212	372	-38%	5%
West Virginia	145	9	10,658	8,266	233	6%	60%
South Dakota	254	2	14,003	10,959	169	131%	-26%
North Dakota	267	3	12,267	9,834	148	62%	-22%
Maine	19	1	4,568	3,978	133	29%	50%
Montana	182	4	7,691	5,584	109	6%	25%
Hawaii	338	1	8,991	2,634	75	12%	120%
Vermont	2	0	1,637	1,433	58	2%	-100%
Wyoming	37	4	3,911	3,249	41	-12%	0%
Alaska	65	0	5,362	2,281	39	-11%	150%

^{*}Change from 14d ago:
Compares 14d-avgs. of Daily New Cases/Deaths
today with 14d-avgs. from 14d ago

California accounts for **19%** of new confirmed cases in the US today

Sorted by Raw Total Deaths

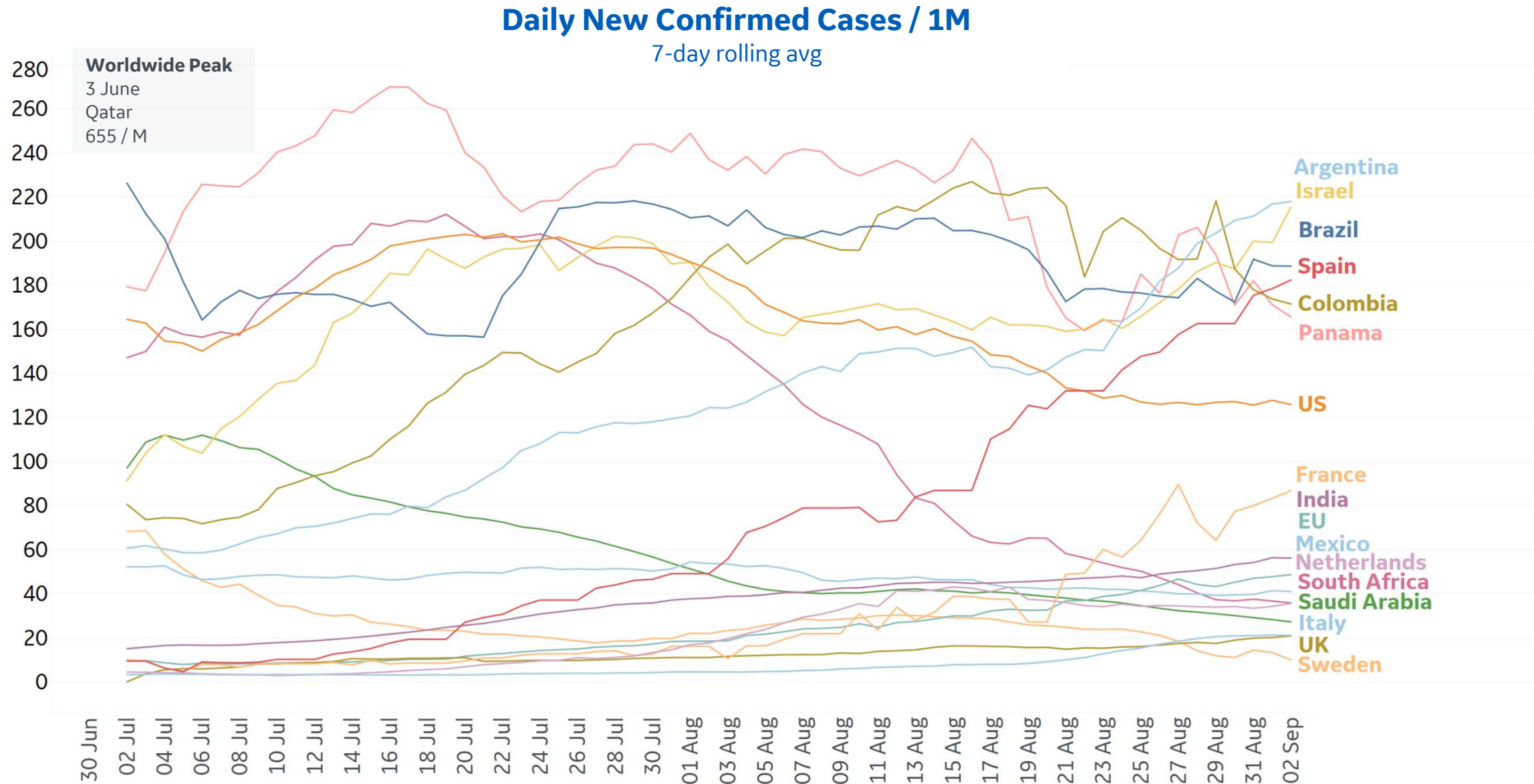
N/As due to states revising and updating case counts

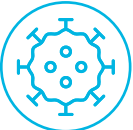


New Confirmed Cases in Select Countries

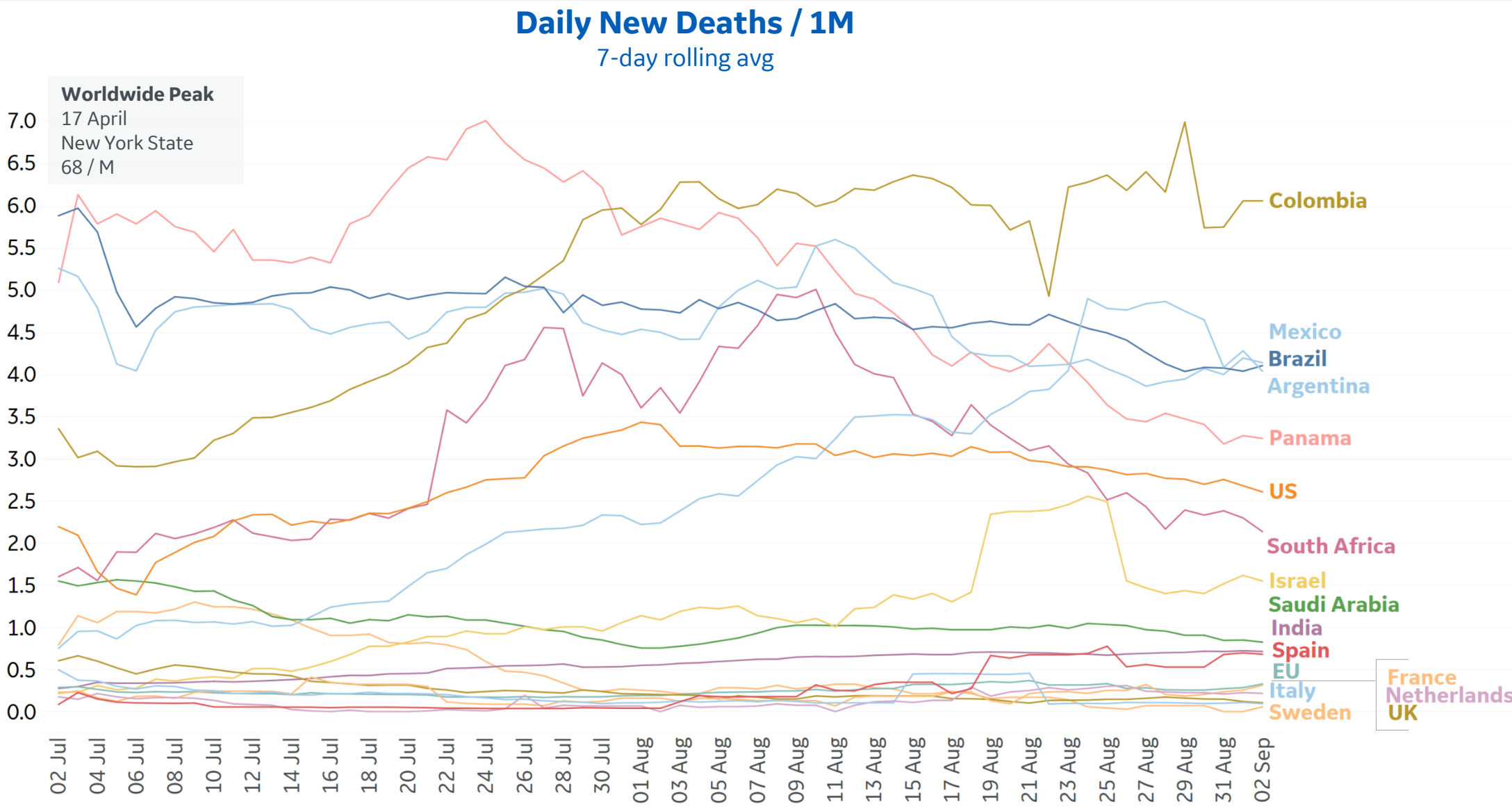
Updated 3 Sept 2020, 3:30 GMT

7



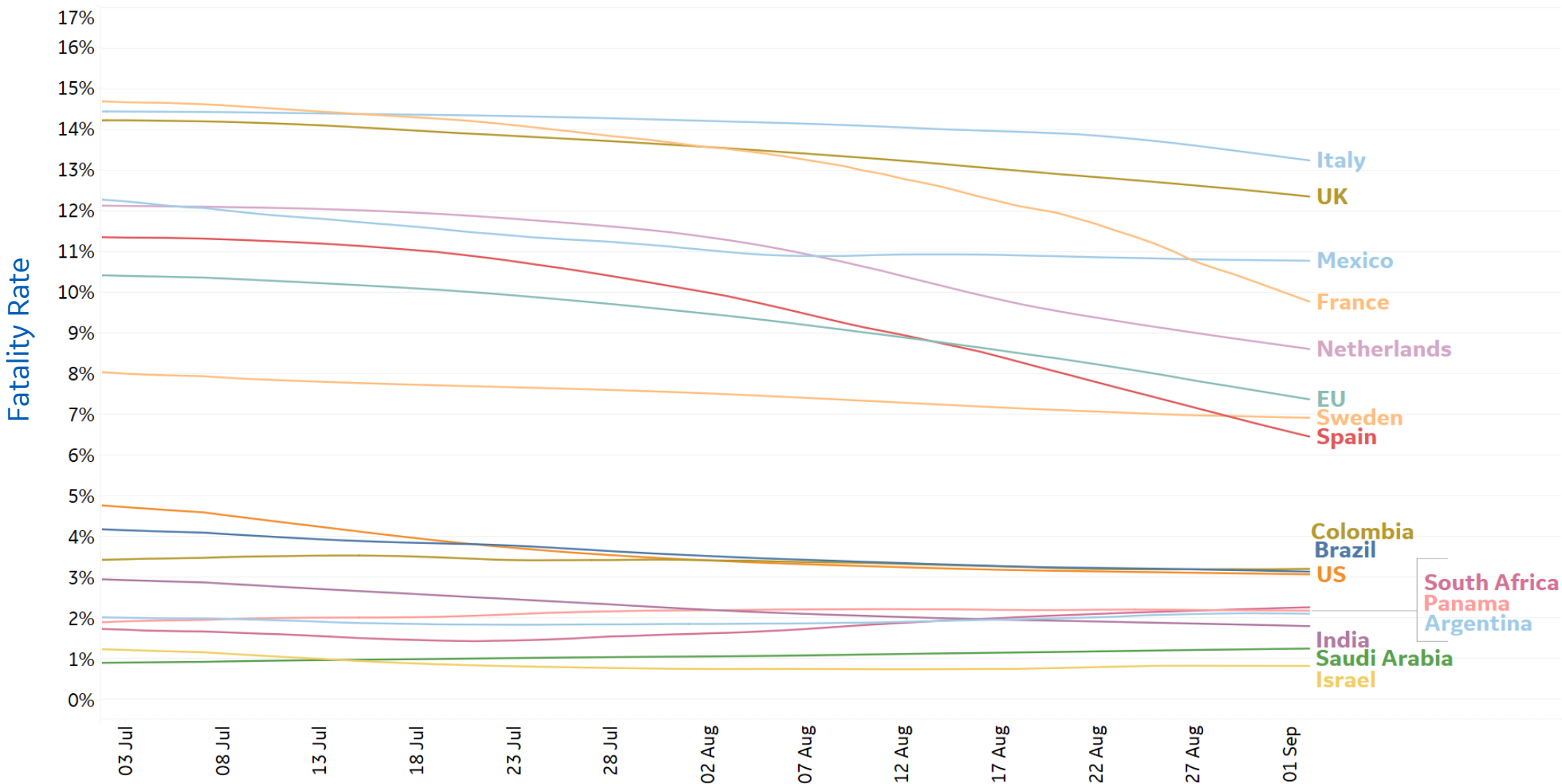


New Deaths in Select Countries





7-day rolling avg





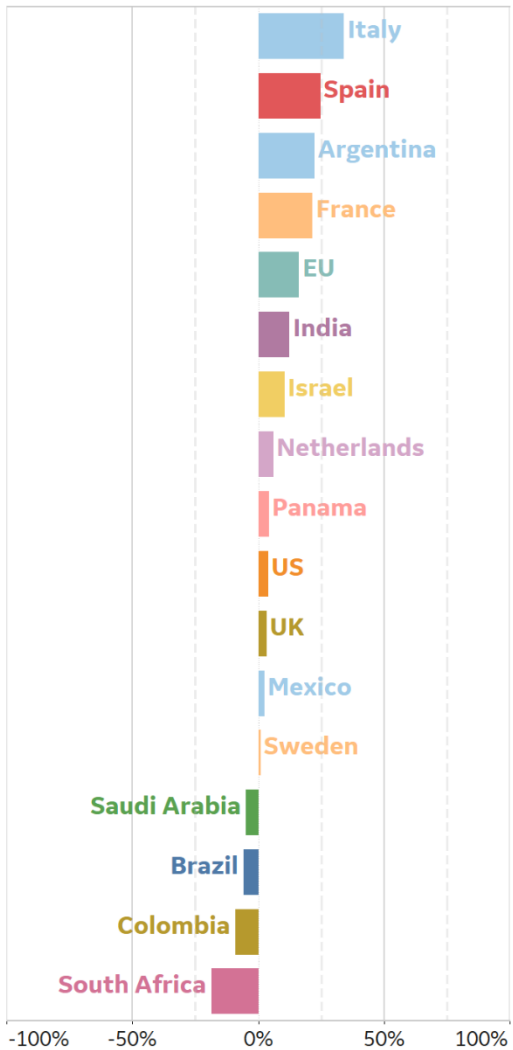
% Change in Case Volume in Select Countries

Updated 3 Sept 2020, 3:30 GMT

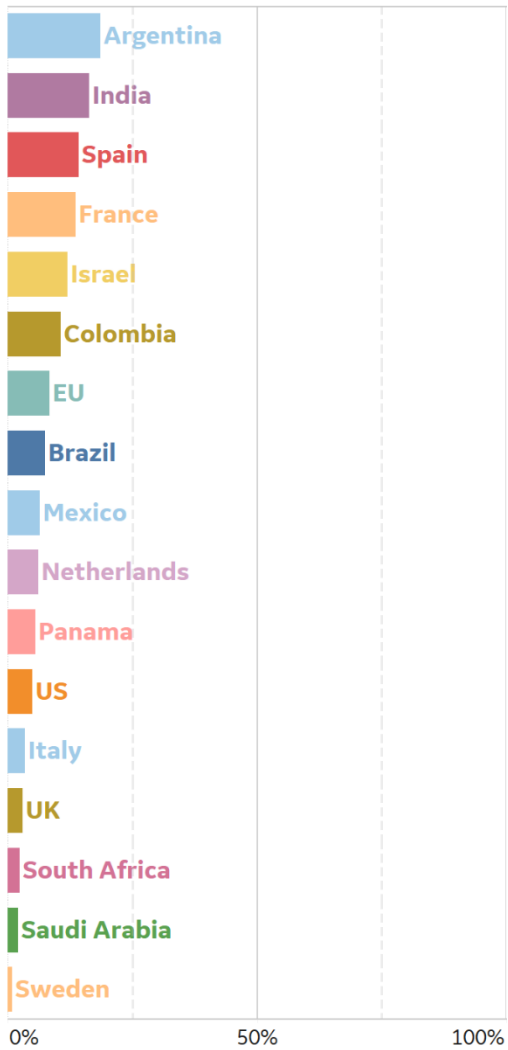
11

Over Previous 7 days

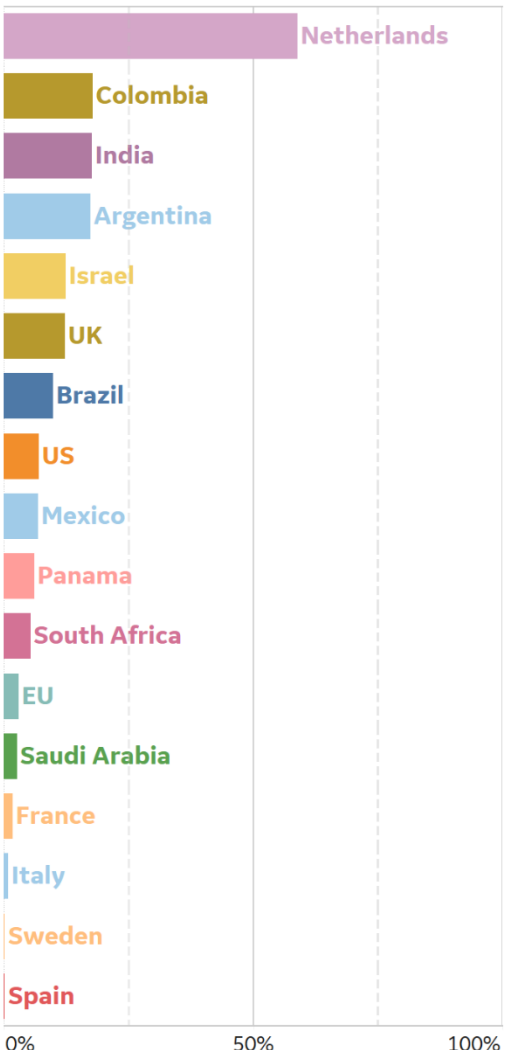
Active Cases



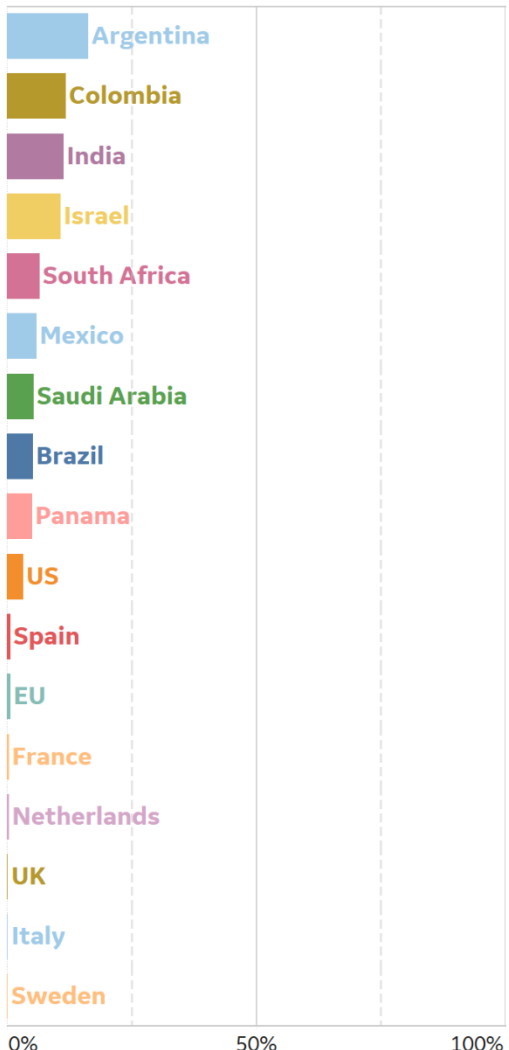
Confirmed Cases



Reported Recoveries



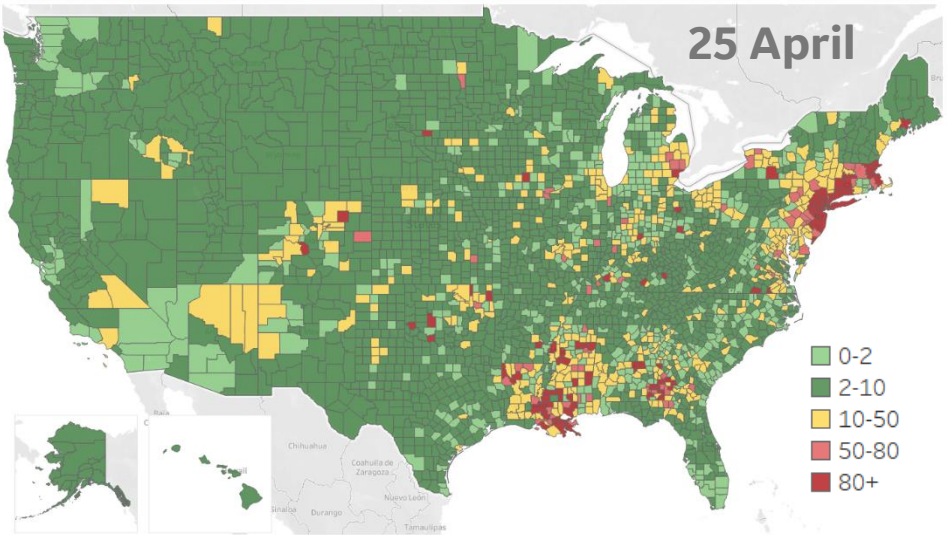
Reported Deaths



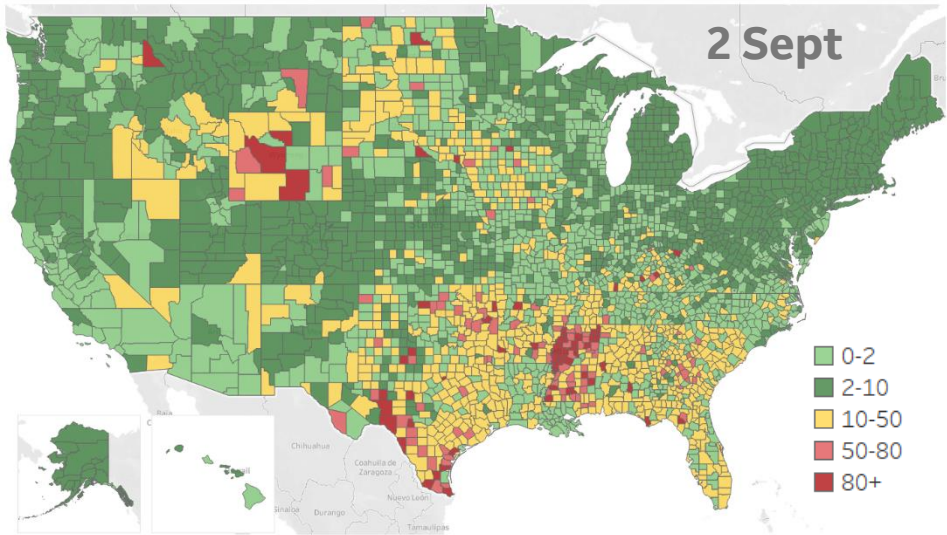


Feature: US County Multivariate Index Over Time

Updated 3 Sept 2020, 3:30 GMT 12



Top 10 Counties		Recent	Recent	Recent	MV
	<i>For counties > 50K population</i>	Cases	Deaths	Positivity	Index
	Hudson County, NJ	129	827	53%	509
	Essex County, NJ	93	857	53%	506
	Union County, NJ	131	764	53%	477
	Passaic County, NJ	141	671	53%	432
	Bergen County, NJ	79	622	53%	374
	Bronx County, NY	127	981	32%	356
	Rockland County, NY	159	906	32%	342
	Queens County, NY	100	961	32%	341
	Nassau County, NY	116	796	32%	293
	Somerset County, NJ	59	489	53%	292



Top 10 Counties	Recent	Recent	Recent	MV	
	Cases	Deaths	Positivity	Index	
	Starr County, TX	67	633	19%	130
	Lafayette County, MS	101	238	35%	118
	Maverick County, TX	125	467	19%	110
	Cameron County, TX	78	513	19%	110
	Lee County, MS	63	216	35%	97
	Lamar County, MS	26	193	35%	76
	Rogers County, OK	28	176	35%	71
	Lauderdale County, MS	45	153	35%	69
	San Patricio County, TX	39	315	19%	66
	Lowndes County, MS	27	161	35%	65

MV Index = (RC + RD) * RP

$RD = 90 * (D_1 + (D_2/2) + (D_3/3))$
 $RC = C_1 + (C_2/2) + (C_3/3)$
 $RP = Avg(Ppc, \text{last 14 days})$

Legend

RC: Recent Cases, County
RD: Recent Deaths, County
RP: Recent Positivity, State

D: Deaths / 100K, daily new
C: Confirmed Cases / 100K, daily new
Ppc: % Positive Cases, daily new

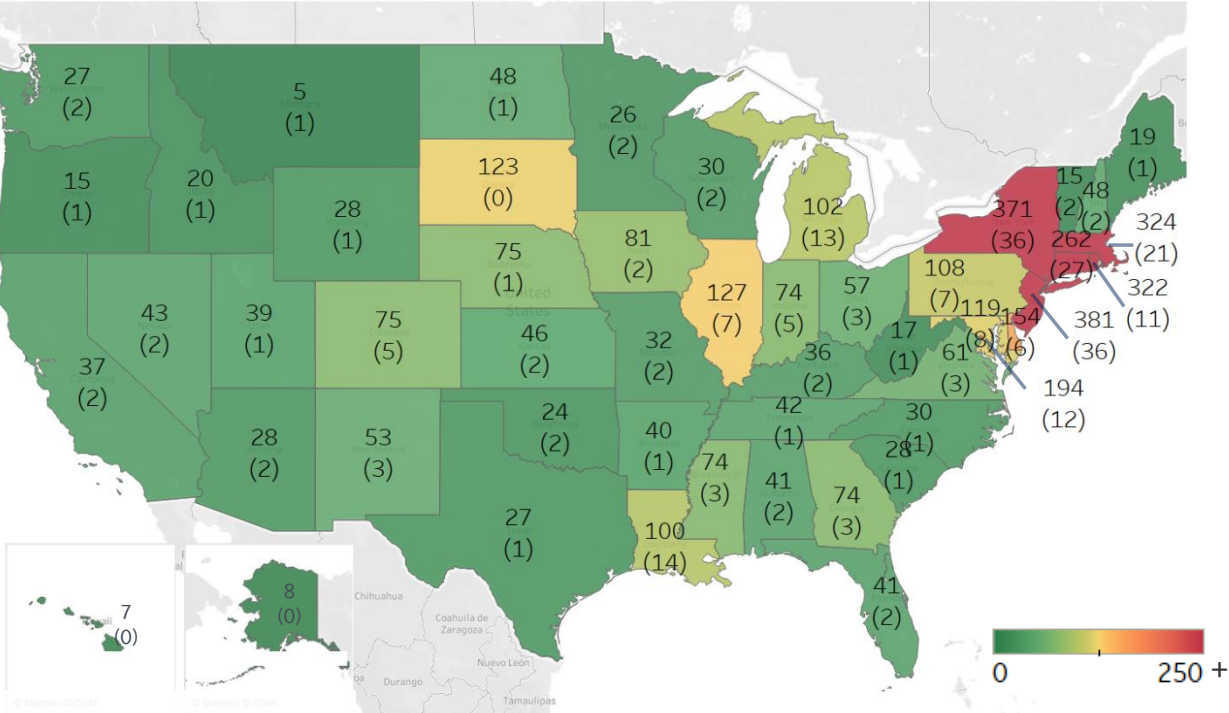
₁: 0-7 days ago
₂: 8-14 days ago
₃: 15-21 days ago



Feature: US New Cases Over Time

Updated 3 Sept 2020, 3:30 GMT 13

25 April – Avg Daily New Cases (Deaths) / 1M Over Previous 14 Days



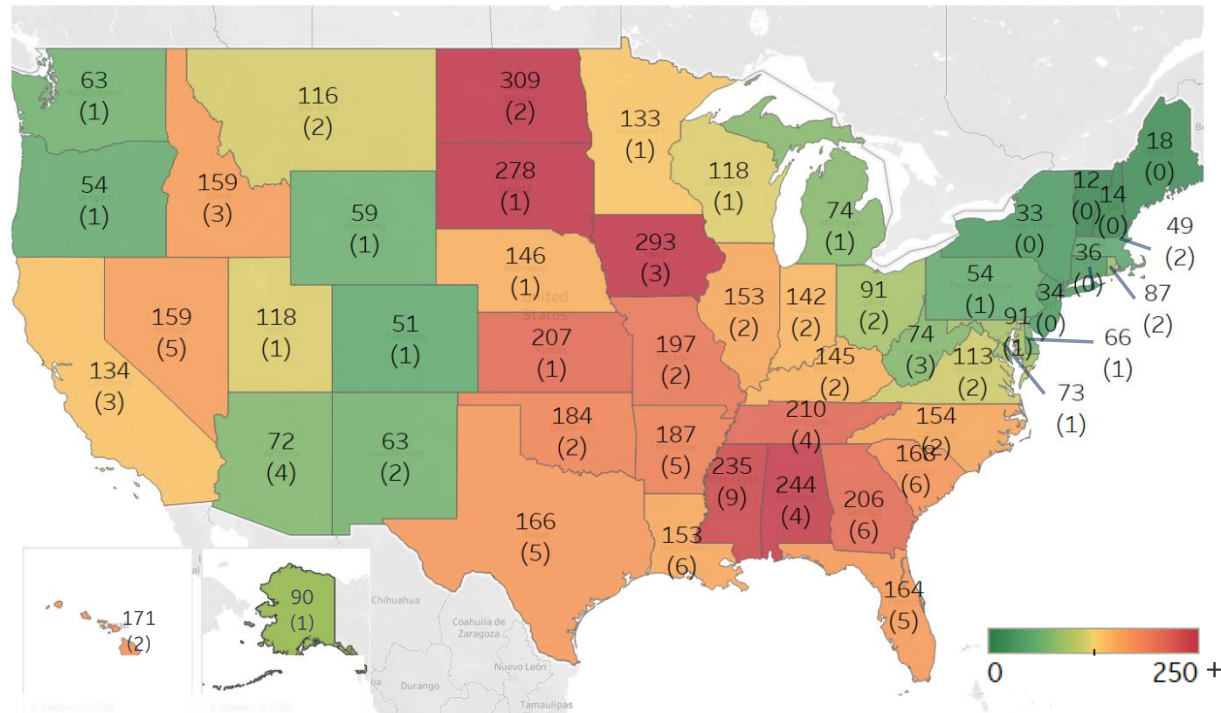
Top 10 by New Confirmed Avg New Confirmed Cases / 1M

New Jersey	381
New York	371
Massachusetts	324
Rhode Island	322
Connecticut	262
District of Columbia	194
Delaware	154
Illinois	127
South Dakota	123
Maryland	119

Top 10 by New Deaths Avg New Deaths / 1M

New York	36
New Jersey	36
Connecticut	27
Massachusetts	21
Louisiana	14
Michigan	13
District of Columbia	12
Rhode Island	11
Maryland	8
Pennsylvania	7

2 September – Avg Daily New Cases (Deaths) / 1M Over Previous 14 Days



Top 10 by New Confirmed Avg New Confirmed Cases / 1M

North Dakota	309
Iowa	293
South Dakota	278
Alabama	244
Mississippi	235
Tennessee	210
Kansas	207
Georgia	206
Missouri	197
Arkansas	187

Top 10 by New Deaths Avg New Deaths / 1M

Mississippi	9
Georgia	6
Louisiana	6
South Carolina	6
Texas	5
Florida	5
Arkansas	5
Nevada	5
Arizona	4
Alabama	4



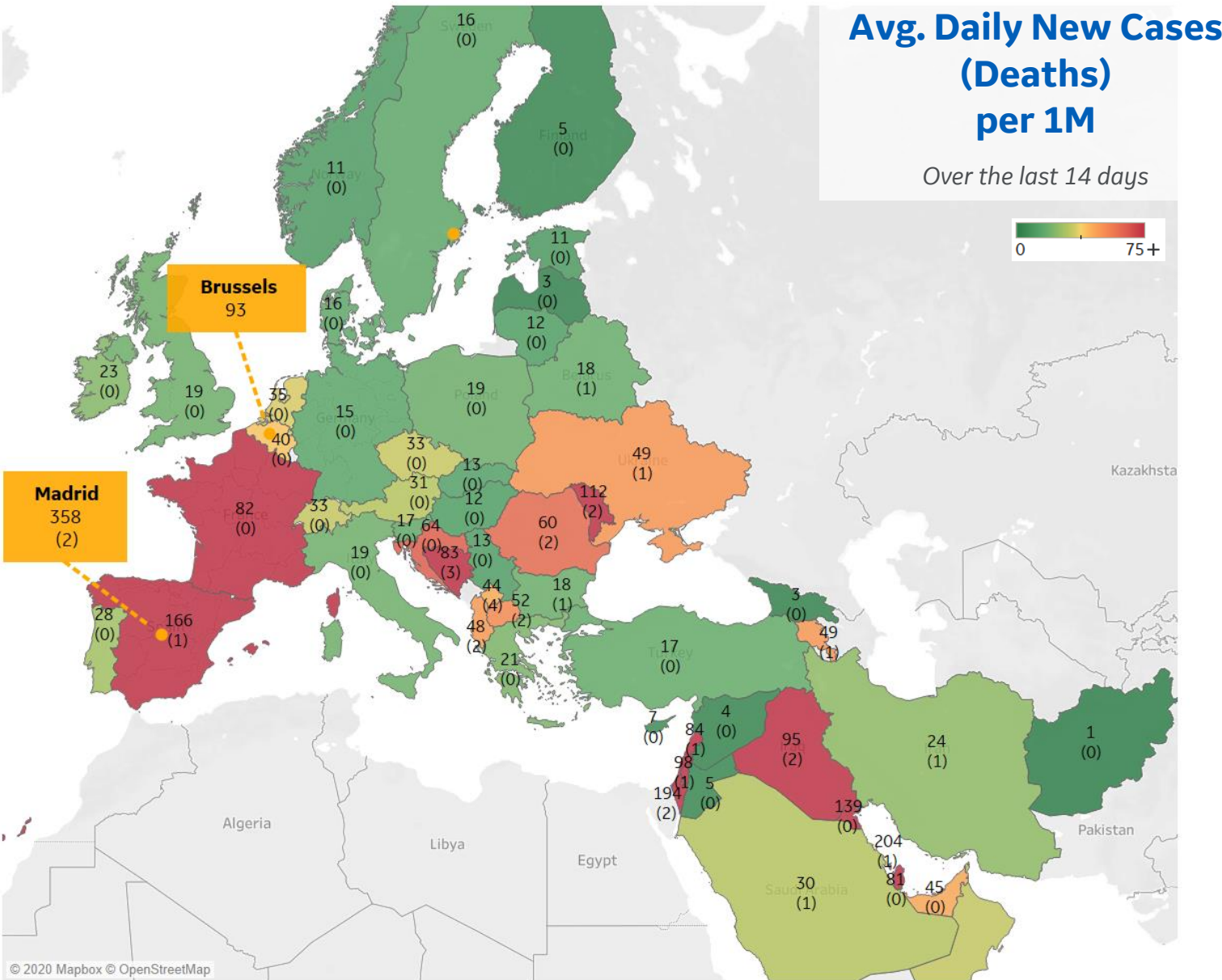
Per 1M in Region

	Today	Change
Active Cases	1,572	+2%
Confirmed	47 new	+1%
Deaths	1 new	+0.3%
Recovered	19 new	+1%

Most Daily New Cases / 1M

Bahrain	204
Israel	194
Spain	166
Kuwait	139
Moldova	112
Iraq	95
Bos. and Herz.	83
Qatar	81
Romania	60
Kosovo	44

* Excludes regions with population < 1M





Per 1M in Region

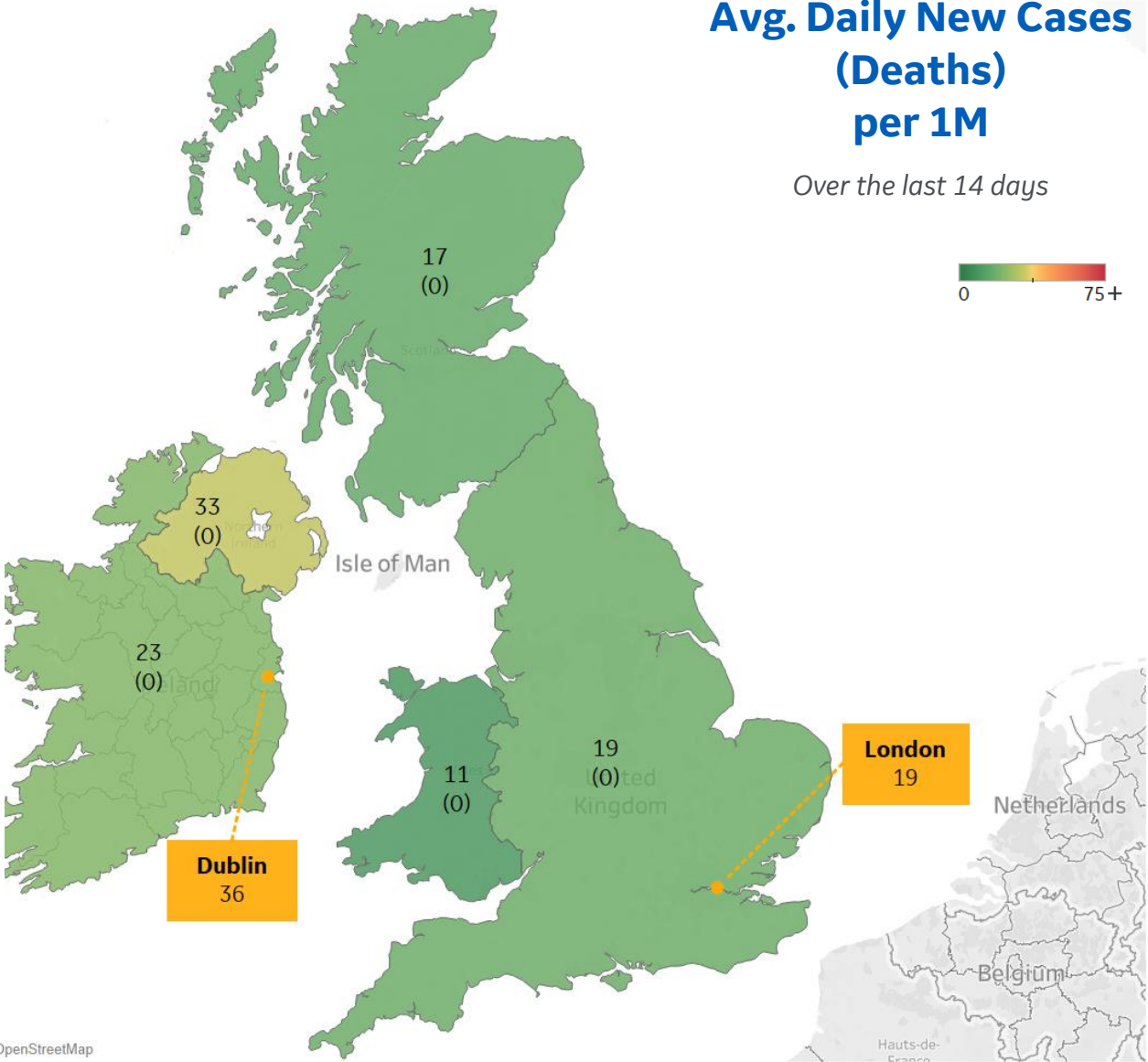
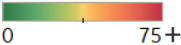
	Today	Change
Active Cases	4,141	+1%
Confirmed	22 new	+0.4%
Deaths	0.10 new	+0.023%
Recovered	1 new	+0%

Most Daily New Cases / 1M

Northern Ireland	33
Ireland	23
England	19
Scotland	17
Wales	11

Avg. Daily New Cases (Deaths) per 1M

Over the last 14 days





Mexico

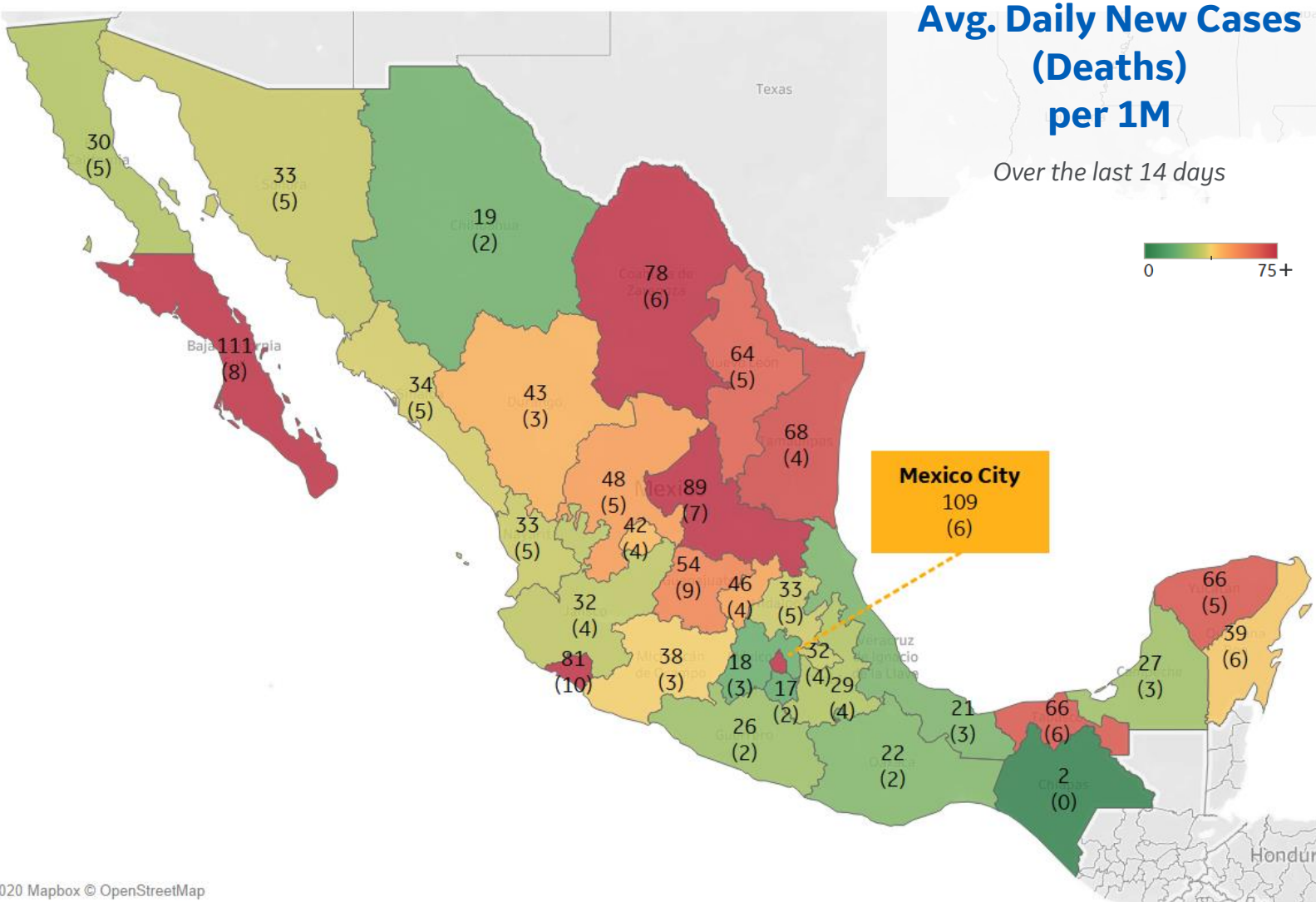


Per 1M in Region

	Today	Change
Active Cases	315	+4%
Confirmed	38 new	+1%
Deaths	4 new	+0.9%
Recovered	22 new	+1%

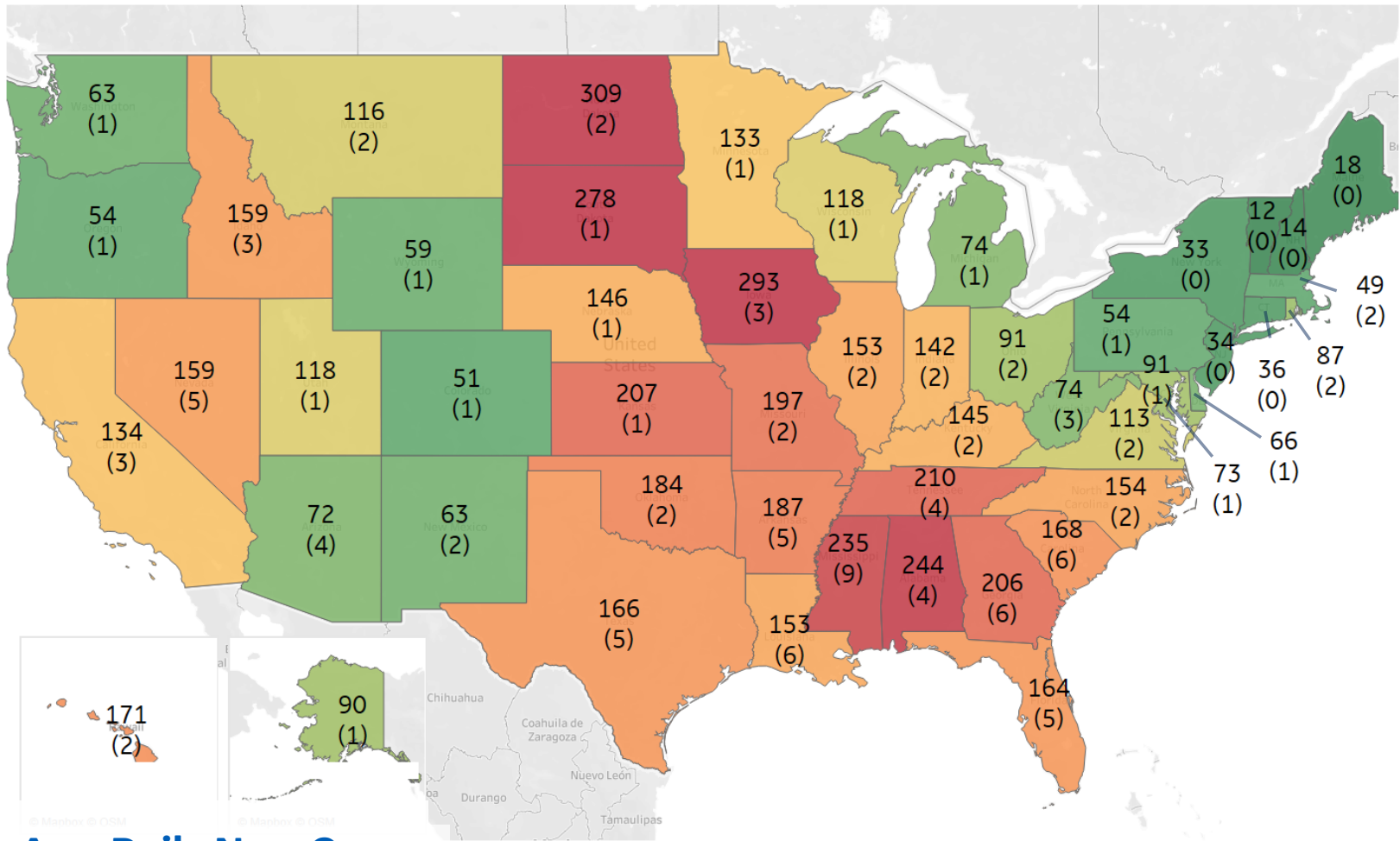
Most Daily New Cases / 1M

Baja California Sur	111
Distrito Federal	109
San Luis Potosí	89
Colima	81
Coahuila	78
Tamaulipas	68
Yucatán	66
Tabasco	66
Nuevo León	64
Guanajuato	54

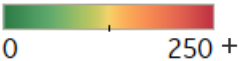




Over Last 14 Days...



Avg. Daily New Cases
(Deaths)
per 1M



Note: Scale different from
other pages

Top 10 by New Confirmed

Avg New Confirmed Cases / 1M

North Dakota	309
Iowa	293
South Dakota	278
Alabama	244
Mississippi	235
Tennessee	210
Kansas	207
Georgia	206
Missouri	197
Arkansas	187

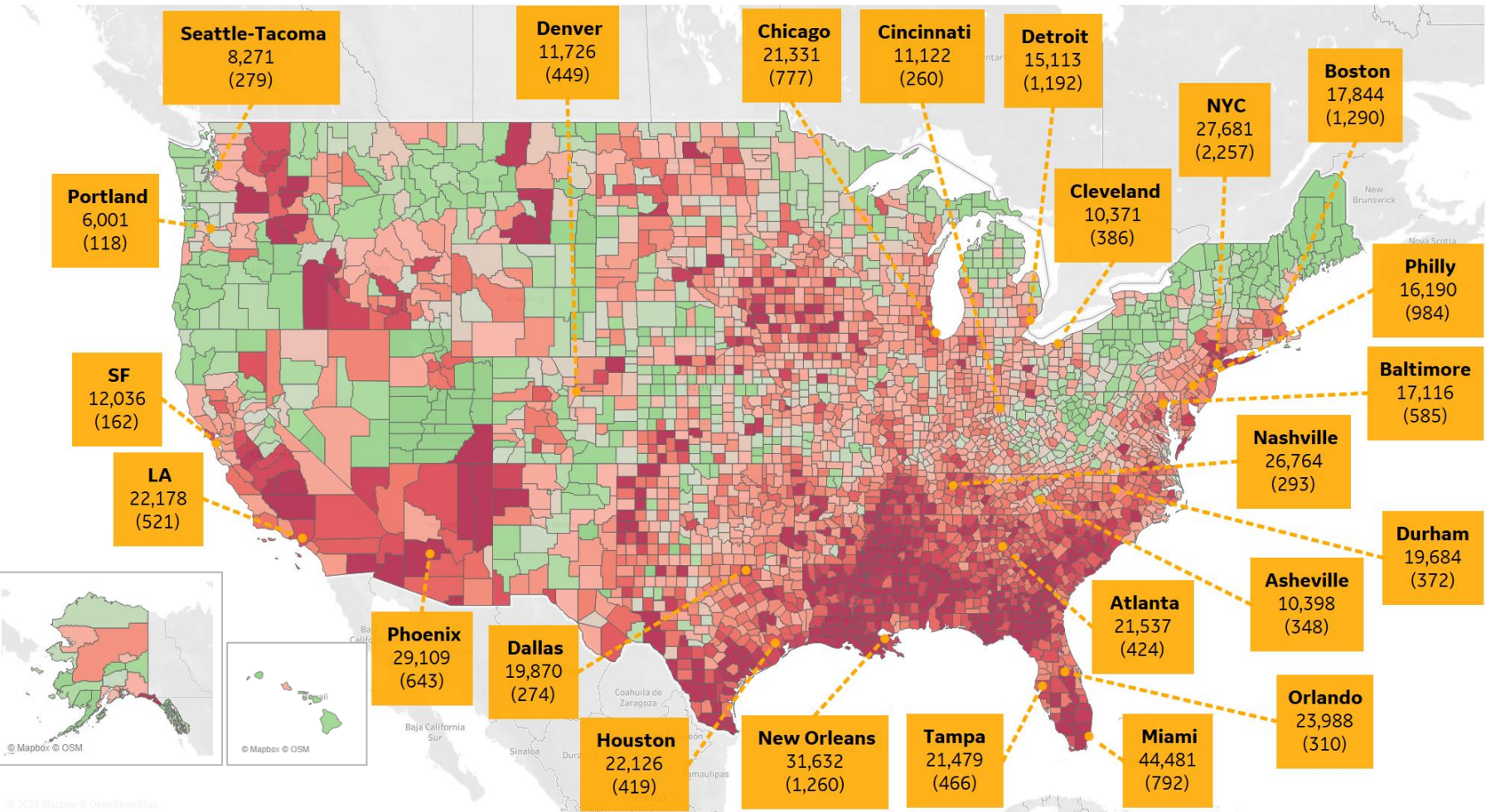
Top 10 by New Deaths

Avg New Deaths / 1M

Mississippi	9
Georgia	6
Louisiana	6
South Carolina	6
Texas	5
Florida	5
Arkansas	5
Nevada	5
Arizona	4
Tennessee	4



US by County & Metro, Total to Date



Top 10 Northeast Counties

Total Confirmed Cases / 1M

Rockland County, NY	43,909
Westchester County, NY	38,302
Passaic County, NJ	36,698
Nassau County, NY	33,049
Union County, NJ	30,803
Suffolk County, NY	30,435
Hudson County, NJ	30,038
Orange County, NY	29,771
Suffolk County, MA	27,998
Providence County, RI	26,774

Top 10 Other US Counties

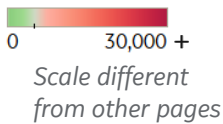
Total Confirmed Cases / 1M

Miami-Dade County, FL	58,669
Nueces County, TX	52,491
Cameron County, TX	50,125
Yakima County, WA	43,747
Webb County, TX	41,167
Jefferson Parish, LA	38,324
Broward County, FL	37,061
Escambia County, FL	35,537
Charleston County, SC	34,397
Davidson County, TN	34,147

Note: Includes counties ≥ 250K population

* New York City counties aggregated into one reporting area

Confirmed Cases
(Deaths)
per 1M





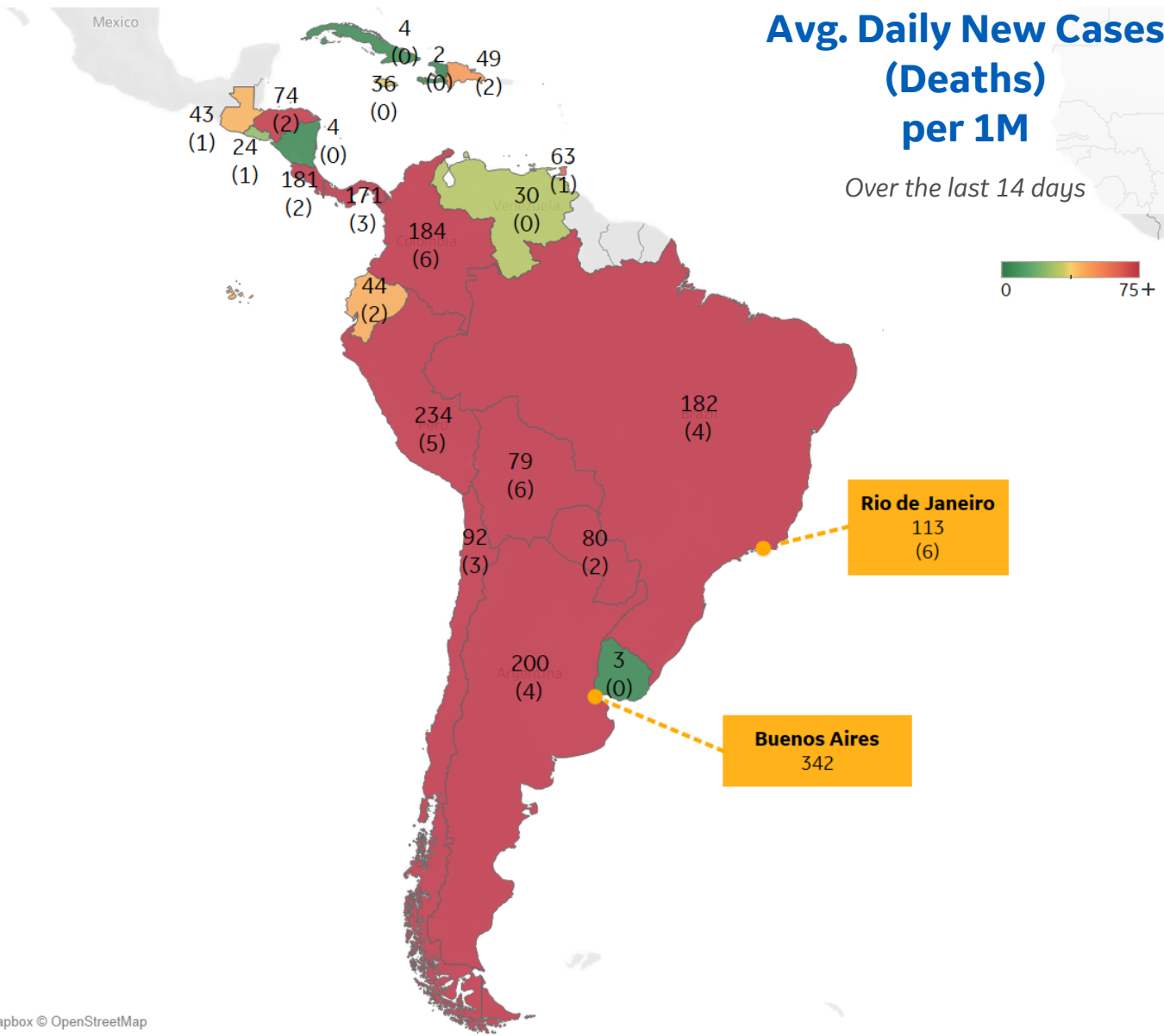
Per 1M in Region

	Today	Change
Active Cases	2,165	+0%
Confirmed	158 new	+1%
Deaths	4 new	+1%
Recovered	147 new	+1%

Most Daily New Cases / 1M

Peru	234
Argentina	200
Colombia	184
Brazil	182
Costa Rica	181
Panama	171
Chile	92
Paraguay	80
Bolivia	79
Honduras	74

* Excludes regions with population < 1M





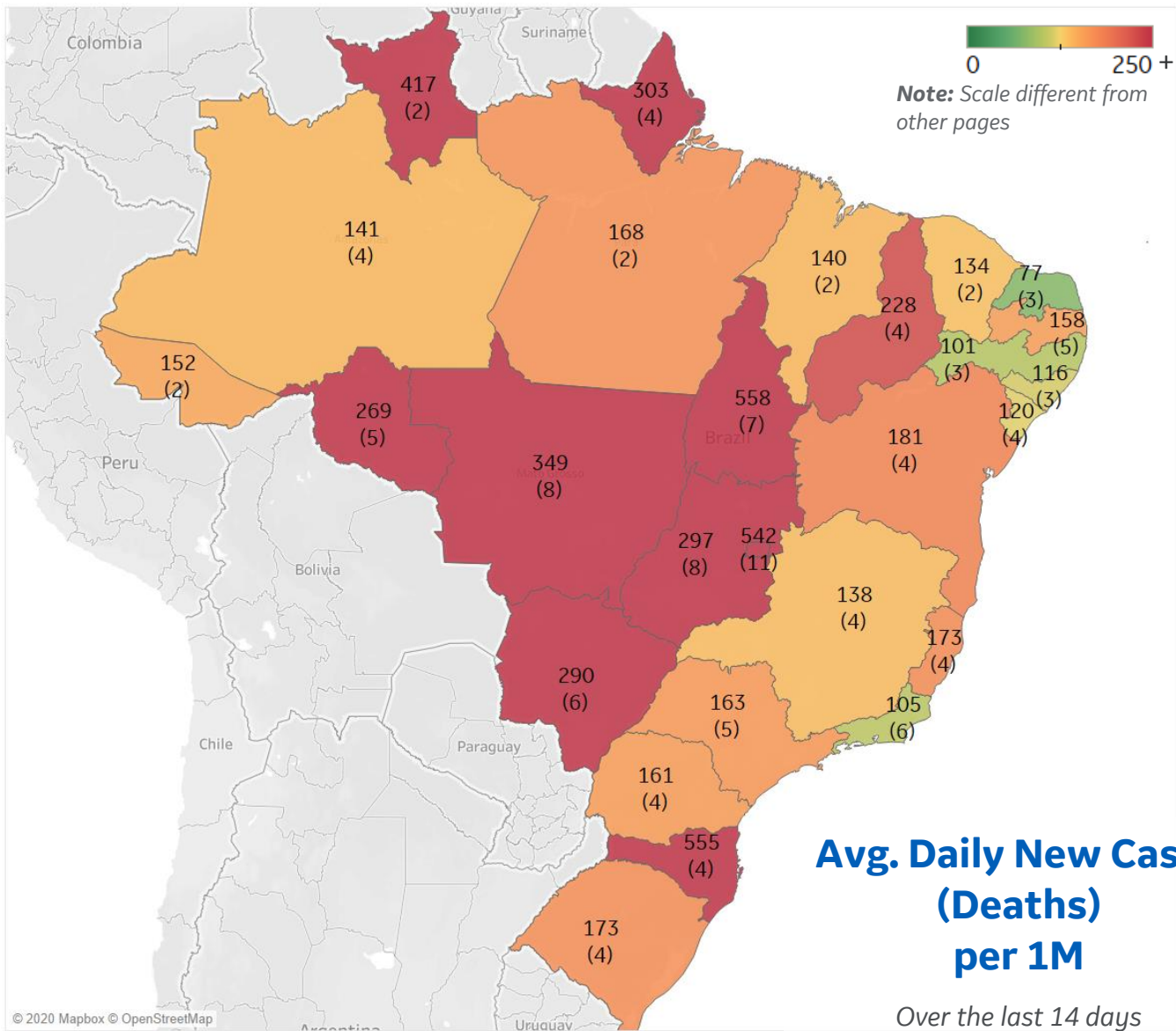
Per 1M in Region

	Today	Change
Active Cases	2,290	+1%
Confirmed	221 new	+1%
Deaths	6 new	+1%
Recovered	198 new	+1%

Most Daily New Cases / 1M

Tocantins	558
Santa Catarina	555
Distrito Federal	542
MatoGrosso	349
Goiás	297
MatoGrosso d..	290
Rondônia	269
Piauí	228
Bahia	181
Espírito Santo	173

* Excludes regions with population < 1M





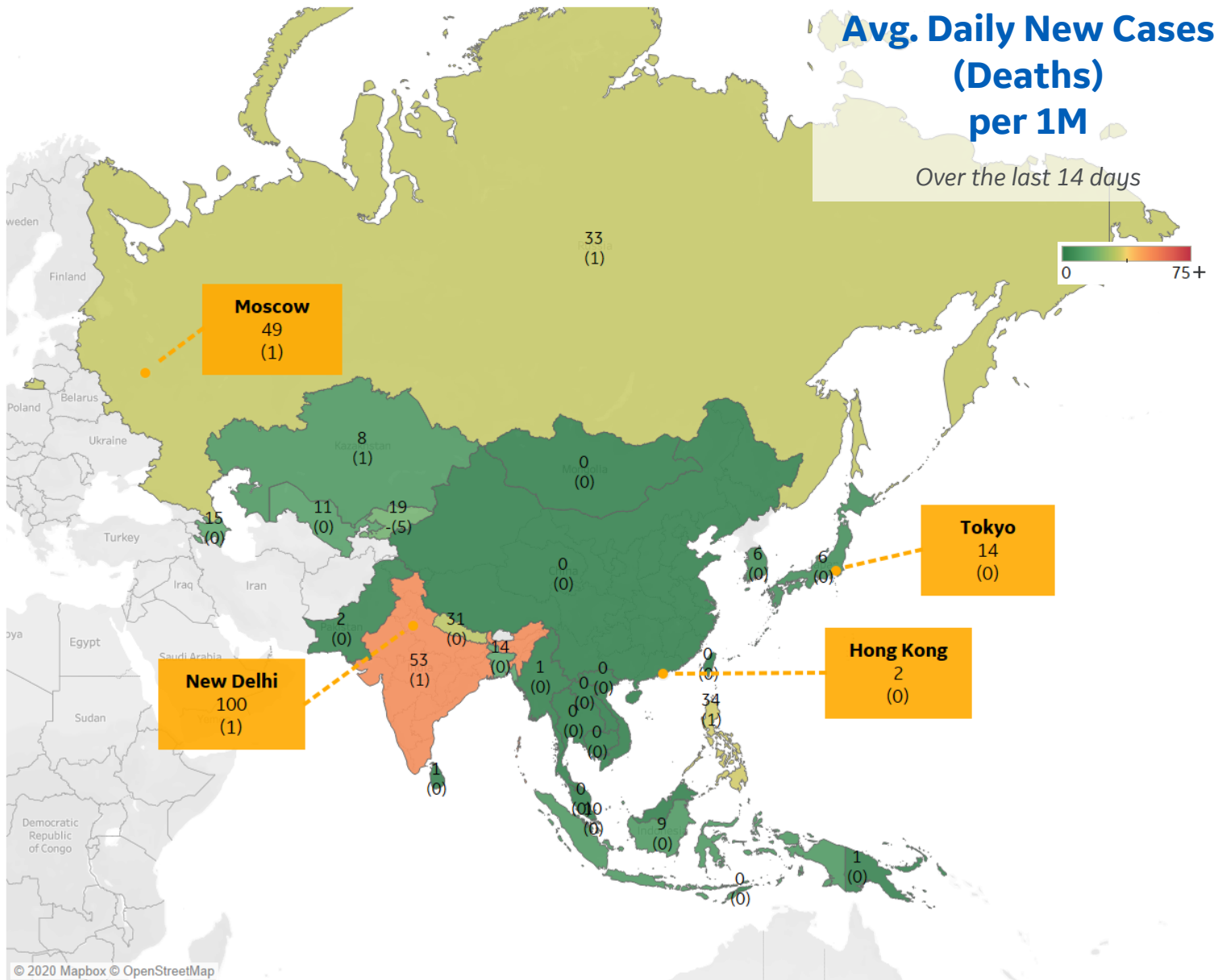
Per 1M in Region

	Today	Change
Active Cases	288	+1%
Confirmed	23 new	+2%
Deaths	0.3 new	+1%
Recovered	19 new	+2%

Most Daily New Cases / 1M

India	53
Philippines	34
Russia	33
Nepal	31
Kyrgyzstan	19
Azerbaijan	15
Bangladesh	14
Uzbekistan	11
Singapore	10
Indonesia	9

* Excludes regions with population < 1M





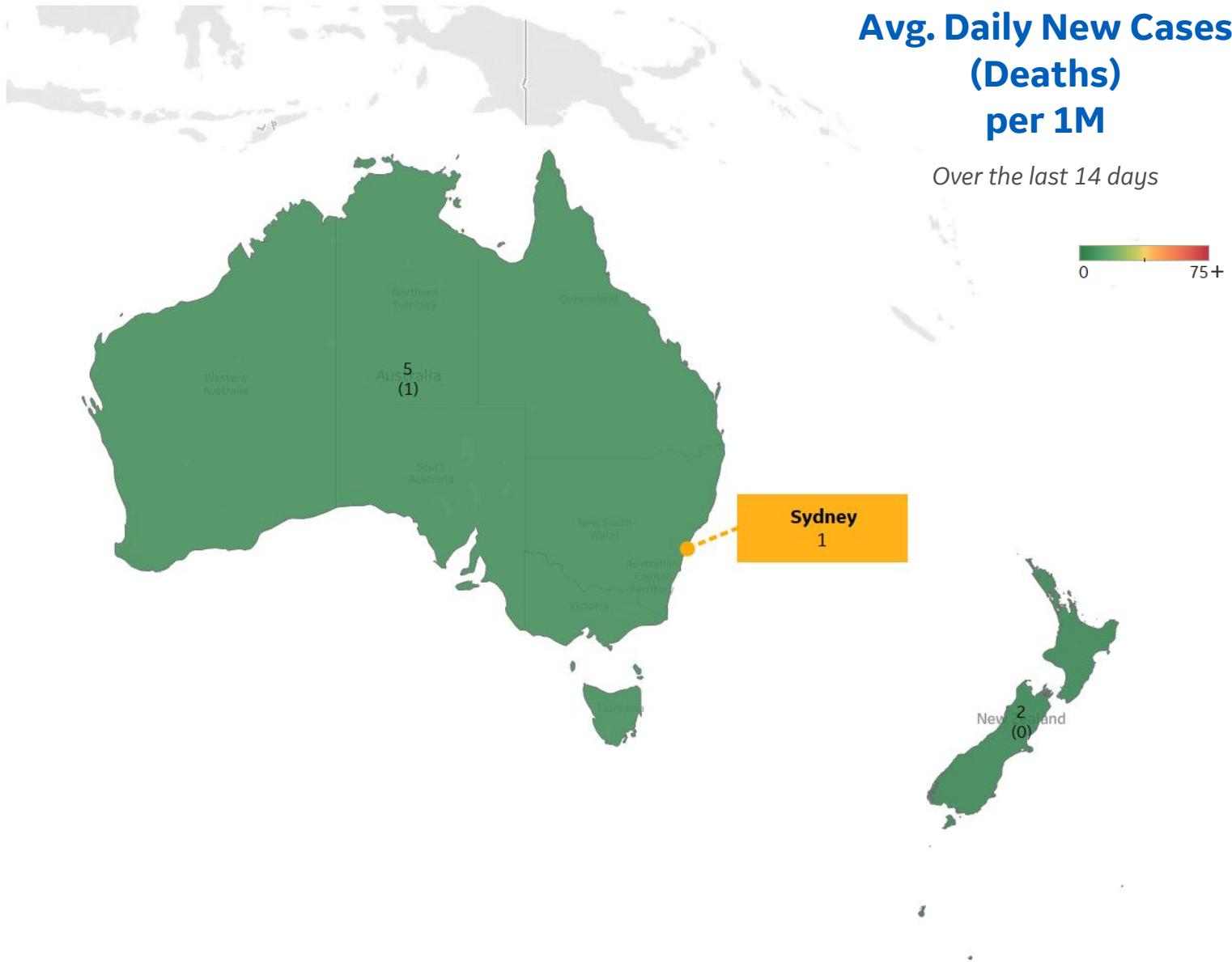
Per 1M in Region

	Today	Change
Active Cases	122	+3%
Confirmed	4 new	+0.5%
Deaths	0.5 new	+2%
Recovered	0 new	+0%

Most Daily New Cases / 1M

Australia	5
New Zealand	2

* Excludes regions with population < 1M





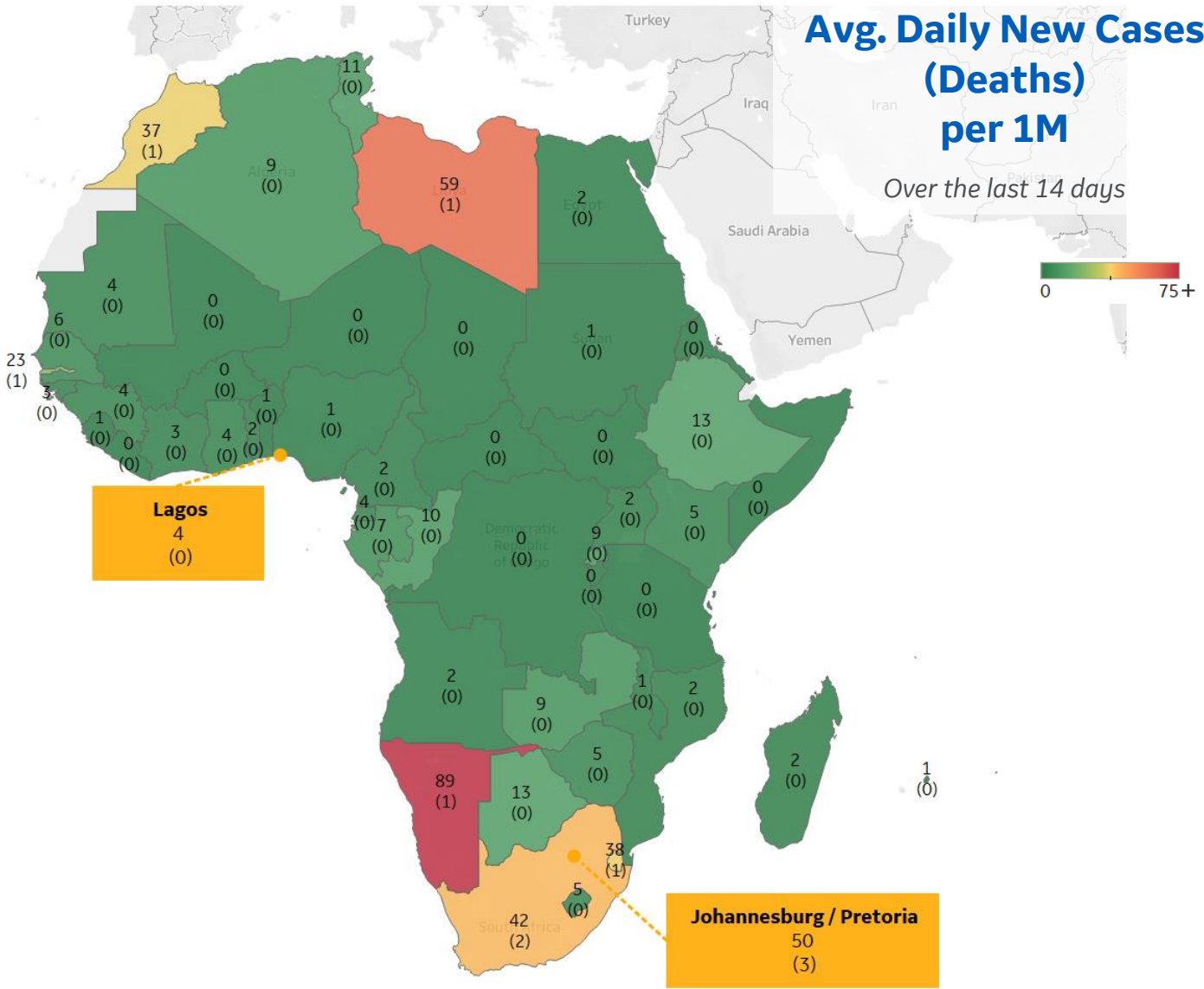
Per 1M in Region

	Today	Change
Active Cases	172	+0.0%
Confirmed	7 new	+1%
Deaths	0.2 new	+1%
Recovered	7 new	+1%

Most Daily New Cases / 1M

Namibia	89
Libya	59
South Africa	42
Eswatini	38
Morocco	37
Gambia	23
Ethiopia	13
Botswana	13
Tunisia	11
Congo (Brazzavil..	10

* Excludes regions with population < 1M





Sources



*** Per 1M = Per 1 Million Population unless otherwise noted*

Johns Hopkins Coronavirus Resource Center:

<https://coronavirus.jhu.edu/map.html>

Worldometer Coronavirus Reporting:

<https://www.worldometers.info/coronavirus/>

Public Health England:

<https://www.gov.uk/government/publications/covid-19-track-coronavirus-cases>

US Department of Homeland Security, Homeland Infrastructure Foundation-Level Data:

<https://hifld-geoplatform.opendata.arcgis.com/datasets/hospitals>

City of New York, NYC Health:

<https://www1.nyc.gov/site/doh/covid/covid-19-data.page>

Chicago Coronavirus Latest Data:

<https://www.chicago.gov/city/en/sites/covid-19/home/latest-data.html>

National Health Commission of the PRC:

<http://www.nhc.gov.cn/xcs/yqtb/202003/bf66696029ba420098164607240074f8.shtml>

Korean Centers for Disease Control and Prevention:

http://www.cdc.go.kr/cdc_eng/

CDC, Severe Outcomes Among Patients with Coronavirus Disease 2019 (COVID-19):

<https://www.cdc.gov/mmwr/volumes/69/wr/mm6912e2.htm>

Italian Department of Civil Protection, COVID Monitoring:

<http://opendatadpc.maps.arcgis.com/apps/opsdashboard/index.html#/b0c68bce2cce478eaac82fe38d4138b1>

The COVID Tracking Project:

<https://covidtracking.com/data/>

UK Office for National Statistics

<https://www.ons.gov.uk/peoplepopulationandcommunity/birthsdeathsandmarriages/deaths/bulletins/deathsregisteredweeklyinenglandandwalesprovisional/weekending24april2020>

WHO Europe, Surveillance Report:

<http://www.euro.who.int/en/health-topics/health-emergencies/coronavirus-covid-19/weekly-surveillance-report>

WHO Europe, Principles for Transition:

<http://www.euro.who.int/en/media-centre/sections/statements/2020/statement-transition-to-a-new-normal-during-the-covid-19-pandemic-must-be-guided-by-public-health-principles>

COVID-19 Information for Switzerland:

<https://www.corona-data.ch/>

Provincial Health Services Authority of Canada. BC Center for Disease Control:

<http://www.bccdc.ca/about/news-stories/stories/2020/information-on-novel-coronavirus>

Secretary of Health, Mexico:

<https://www.gob.mx/salud/en>

OECD Economic Outlooks, Statistics:

https://www.oecd-ilibrary.org/economics/data/oecd-economic-outlook-statistics-and-projections_eo-data-en

Public Health Authority of Sweden:

<https://www.folkhalsomyndigheten.se/smittskydd-beredskap/utbrott/aktuella-utbrott/covid-19/bekraftade-fall-i-sverige>

National Public Health Agency of France:

<https://www.santepubliquefrance.fr/regions/ile-de-france/documents/bulletin-regional/2020/covid-19-point-epidemiologique-en-ile-de-france-du-23-avril-2020>

Florida Department of Health, COVID-19 Response:

<https://floridahealthcovid19.gov>

CDC:

<https://www.cdc.gov/covid-data-tracker/index.html#demographics>

CDC Provisional COVID19 Deaths Counts

<https://data.cdc.gov/NCHS/Provisional-COVID-19-Death-Counts-by-Sex-Age-and-S/9bhg-hcku>

Johns Hopkins Coronavirus Resource Center:

<https://coronavirus.jhu.edu/map.html>