

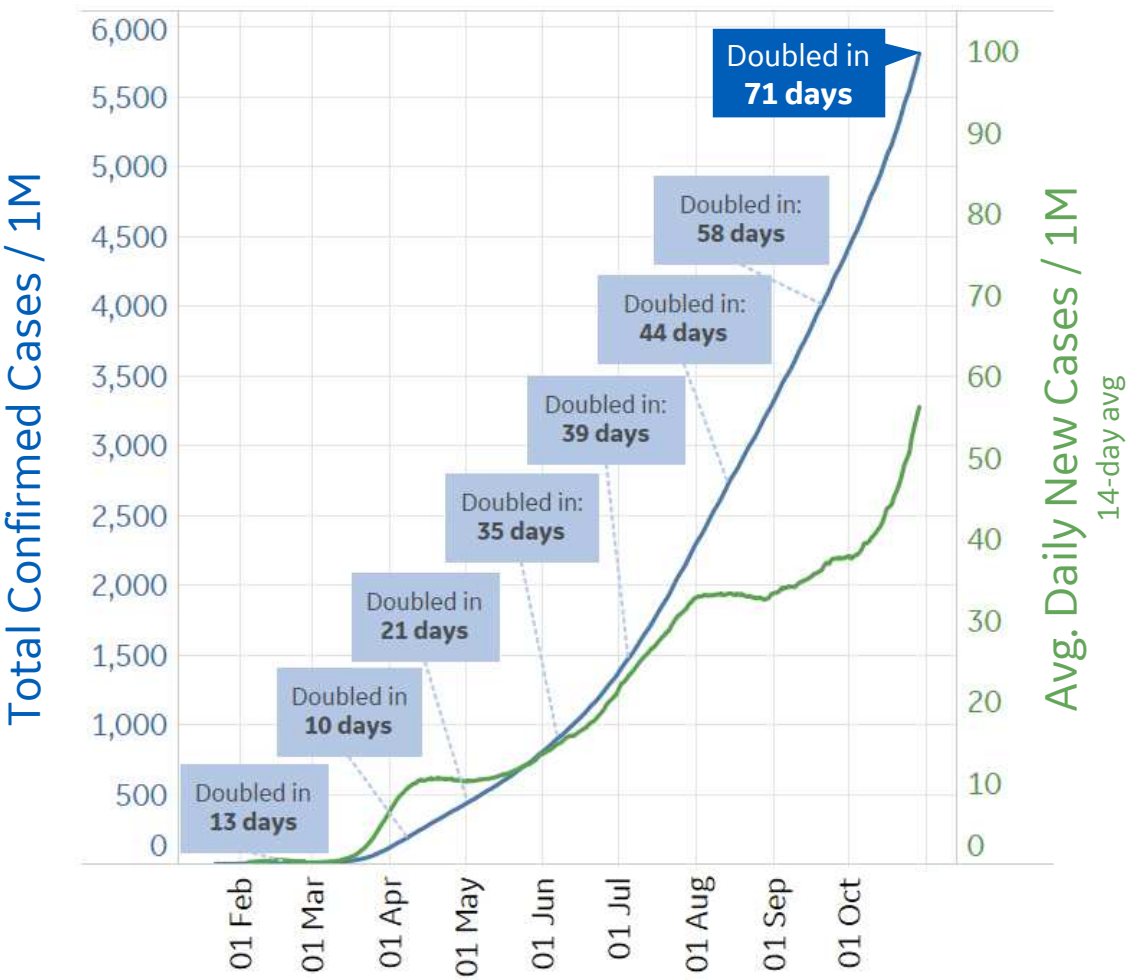


Global Confirmed & Active Cases

Updated 30 Oct 2020, 3:30 GMT

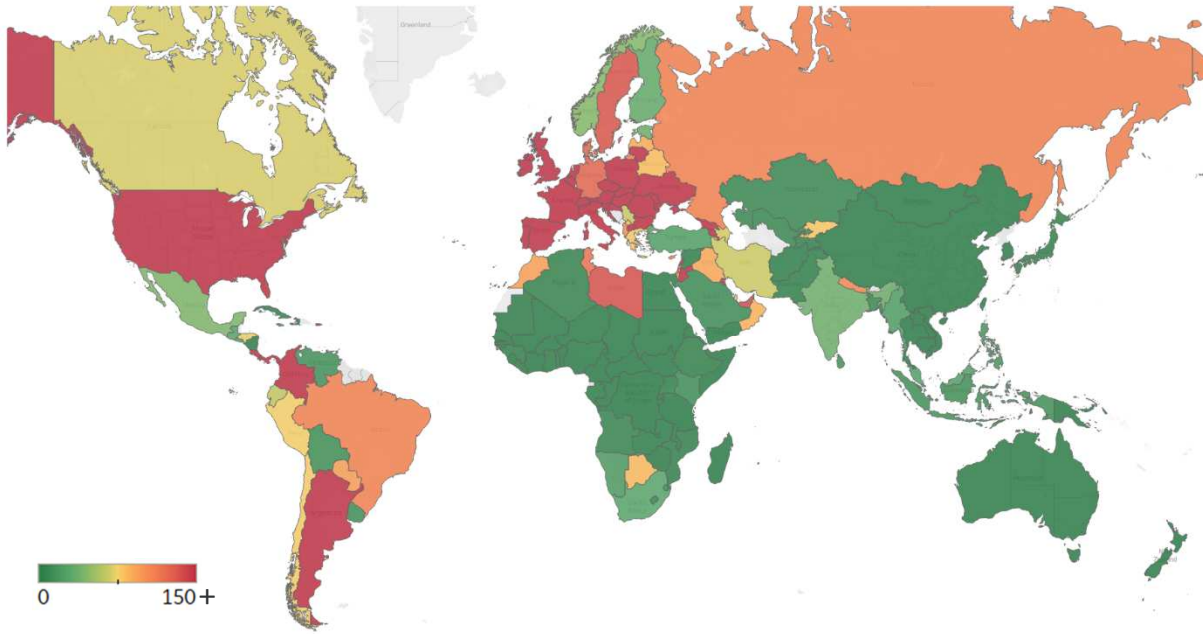
1

Trend since 22 Jan



Avg. Daily New Cases / 1M

Over the last 14 days



Per 1M:	New Today	Change from 30 Days Ago
Active	37	+46%
Confirmed	69	+34%
Deaths	1	+17%
Recovered	32	+30%
Worldwide Survival Rate	97.4%	+0.37%

Worldwide Survival Rate = (Total Confirmed – Total Deaths) / (Total Confirmed)



World

North America

Europe

Middle East

Cent & South America

Asia

Africa

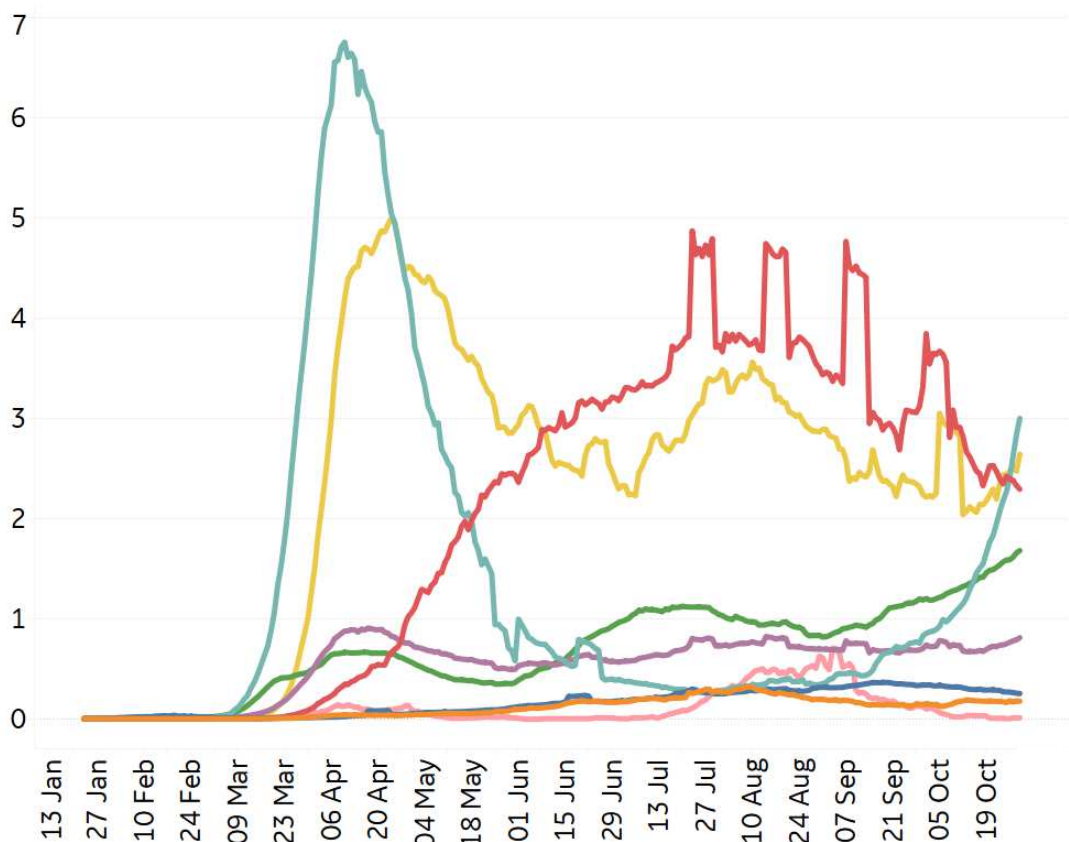
Oceania

New Confirmed Cases / 1M

7-day rolling average



7-day rolling average





Top 50 Countries: Per 1M



1 - 25

	Average over last 7 days		Total Since 22 Jan			Change from 14d Ago in 14 day avg of daily new	
	New Confirmed	New Deaths	Total Confirmed	Total Recovered	Total Deaths	Confirmed	Deaths
Peru	65	1	27,142	24,861	1,041	-22%	-34%
Belgium	1,505	9	33,846	2,109	976	183%	223%
Spain	409	3	24,812	3,216	762	67%	32%
Brazil	115	2	25,849	23,347	748	1%	-16%
Bolivia	13	1	12,121	9,488	746	-40%	-27%
Chile	74	2	26,525	25,315	739	-5%	12%
Ecuador	80	1	9,426	8,035	715	35%	-64%
US	231	2	27,024	10,738	691	37%	11%
UK	326	3	14,266	N/A**	678	37%	144%
Argentina	285	8	25,308	20,934	674	6%	1%
Italy	356	3	10,198	4,619	631	266%	285%
Panama	160	2	30,603	25,110	621	-4%	5%
Colombia	162	4	20,597	18,677	608	9%	9%
Sweden	173	0	11,998	N/A**	588	113%	41%
France	626	4	20,343	1,849	552	104%	162%
North Macedo..	280	7	14,188	9,597	469	83%	125%
Moldova	165	4	18,402	13,509	433	-17%	12%
Armenia	684	7	28,696	17,973	429	174%	172%
Netherlands	568	3	19,646	339	427	58%	105%
Ireland	168	1	12,211	4,732	385	41%	100%
EU	399	3	13,443	3,742	384	123%	121%
Kosovo	93	1	10,094	8,286	365	153%	0%
Bos. and Herz.	406	6	14,216	8,406	360	222%	89%
Romania	245	4	11,906	8,517	352	56%	34%
South Africa	27	1	12,170	10,959	323	7%	-41%

26 - 50

	Average over last 7 days		Total Since 22 Jan			Change from 14d Ago in 14 day avg of daily new	
	New Confirmed	New Deaths	Total Confirmed	Total Recovered	Total Deaths	Confirmed	Deaths
Israel	80	3	36,175	34,595	290	-72%	-25%
Iraq	91	1	11,629	9,805	269	3%	-15%
Honduras	67	1	9,708	4,019	269	18%	-37%
Czechia	1,161	14	28,954	12,011	267	115%	196%
Costa Rica	195	3	21,117	12,891	266	-12%	-18%
Switzerland	793	3	16,759	7,522	254	322%	107%
Portugal	323	3	13,006	7,424	238	133%	99%
Oman	73	2	22,409	20,182	237	-37%	1%
Dom. Rep.	40	0	11,607	9,582	206	-20%	-44%
Bahrain	172	1	47,757	45,900	186	-23%	-20%
Russia	114	2	10,761	8,082	186	34%	47%
Kuwait	175	1	29,192	27,040	180	28%	15%
Saudi Arabia	11	0	9,952	9,565	154	-9%	-29%
Slovenia	897	6	14,770	5,003	140	316%	383%
Croatia	485	4	10,663	7,121	124	272%	178%
Austria	351	2	10,431	7,036	117	132%	139%
West Bank an..	107	1	11,506	9,947	104	12%	-13%
Belarus	93	0	10,215	9,030	103	61%	-26%
Lebanon	225	1	11,395	5,732	89	7%	-14%
Qatar	84	0	45,869	44,818	80	18%	13%
Georgia	457	3	8,916	4,237	68	171%	122%
UAE	139	0	13,178	12,754	49	17%	16%
Slovakia	429	2	9,475	2,240	37	107%	461%
Singapore	1	0	9,913	9,897	5	-6%	-100%
Total World	61	1	5,811	3,911	152	32%	10%

*Change from 14d ago:
Compares 14d-avgs. of Daily New Cases/Deaths
today with 14d-avgs. from 14d ago

For the seventh day in a row, **Belgium** again marks a new
worldwide peak in avg new cases (+1,505 new cases / 1M, 7d avg)

Sorted by Total Deaths / 1M
Top 50 countries selected by Cases / 1M
Excluded countries with population < 1M

N/A** due to inconsistent reporting of Recovered Cases



Top 50 Countries: Raw Volume

Updated 30 Oct 2020, 3:30 GMT

4

1 - 25	Average over last 7 days		Total Since 22 Jan			Change from 14d Ago in 14 day avg of daily new	
	New Confirmed	New Deaths	Total Confirmed	Total Recovered	Total Deaths	Confirmed	Deaths
US	76,590	803	8,944,934	3,554,336	228,656	37%	11%
EU	177,477	1,356	5,985,646	1,666,310	170,916	123%	121%
Brazil	24,392	438	5,494,376	4,962,574	158,969	1%	-16%
India	46,791	541	8,088,851	7,373,375	121,090	-26%	-28%
Mexico	5,520	480	912,811	770,007	90,773	-10%	-24%
UK	22,144	230	968,456	N/A**	46,045	37%	144%
Italy	21,553	165	616,595	279,282	38,122	266%	285%
France	40,837	260	1,327,852	120,723	36,058	104%	162%
Spain	19,115	160	1,160,083	150,376	35,639	67%	32%
Peru	2,150	47	894,928	819,717	34,315	-22%	-34%
Iran	6,598	352	596,941	472,598	34,113	39%	40%
Colombia	8,240	184	1,048,055	950,348	30,926	9%	9%
Argentina	12,879	355	1,143,800	946,134	30,442	6%	1%
Russia	16,646	291	1,570,446	1,179,465	27,111	34%	47%
South Africa	1,608	46	721,770	649,935	19,164	7%	-41%
Chile	1,417	47	507,050	483,922	14,118	-5%	12%
Indonesia	3,787	106	404,048	329,778	13,701	-5%	1%
Ecuador	1,407	17	166,302	141,759	12,622	35%	-64%
Belgium	17,447	103	392,258	24,443	11,308	183%	223%
Iraq	3,656	50	467,755	394,386	10,815	3%	-15%
Germany	13,497	49	498,354	340,436	10,305	159%	146%
Canada	2,824	30	231,383	194,105	10,127	18%	-4%
Turkey	2,186	74	370,832	320,762	10,099	30%	25%
Bolivia	148	17	141,484	110,759	8,705	-40%	-27%
Netherlands	9,730	49	336,629	5,804	7,321	58%	105%

26 - 50	Average over last 7 days		Total Since 22 Jan			Change from 14d Ago in 14 day avg of daily new	
	New Confirmed	New Deaths	Total Confirmed	Total Recovered	Total Deaths	Confirmed	Deaths
Philippines	1,864	52	376,935	329,848	7,147	-18%	-30%
Ukraine	7,057	121	381,664	158,208	7,058	32%	40%
Pakistan	853	11	332,186	313,527	6,795	22%	43%
Romania	4,719	86	229,040	163,852	6,764	56%	34%
Egypt	164	12	107,209	99,273	6,247	27%	12%
Sweden	1,743	1	121,167	N/A**	5,934	113%	41%
Bangladesh	1,419	20	404,760	321,281	5,886	3%	-17%
Saudi Arabia	387	16	346,482	333,005	5,363	-9%	-29%
Poland	14,931	161	319,205	129,267	5,149	200%	141%
Guatemala	517	18	106,790	96,187	3,704	-4%	31%
Morocco	3,615	63	212,038	174,911	3,572	29%	47%
Czechia	12,429	145	310,068	128,628	2,862	115%	196%
Panama	688	9	132,045	108,342	2,678	-4%	5%
Israel	695	27	313,114	299,439	2,508	-72%	-25%
Portugal	3,296	26	132,616	75,702	2,428	133%	99%
Dom. Rep.	434	3	125,913	103,944	2,234	-20%	-44%
Switzerland	6,861	22	145,044	65,100	2,200	322%	107%
Kazakhstan	201	4	111,492	106,187	1,825	98%	33%
Costa Rica	993	15	107,570	65,666	1,357	-12%	-18%
Oman	371	9	114,434	103,060	1,208	-37%	1%
Nepal	2,316	13	164,718	124,862	904	2%	14%
Kuwait	749	5	124,666	115,475	767	28%	15%
UAE	1,375	2	130,336	126,147	488	17%	16%
Qatar	241	0	132,150	129,124	231	18%	13%
Total World	474,488	6,262	45,018,354	30,298,756	1,181,027	32%	10%

*Change from 14d ago:
Compares 14d-avgs. of Daily New Cases/Deaths
today with 14d-avgs. from 14d ago

Global new cases today are the second highest to-date with
+537,787 cases, putting total cases worldwide at 45,018,354

Sorted by Raw Total Deaths
Top 50 countries selected by Total Cases
Excluded countries with population < 1M

N/A** due to inconsistent reporting of Recovered Cases



United States: Per 1M



1 - 25

	Average over last 7 days		Total Since 22 Jan			Change from 14d Ago* in 14 day avg of daily new	
	New Confirmed	New Deaths	Total Confirmed	Total Recovered	Total Deaths	Confirmed	Deaths
New Jersey	163	1	26,406	4,149	1,839	58%	137%
New York	96	0	25,865	4,087	1,719	23%	-40%
Massachusetts	173	3	22,570	18,434	1,444	61%	45%
Connecticut	203	2	19,759	2,749	1,293	96%	138%
Louisiana	113	3	39,115	36,275	1,271	10%	7%
Rhode Island	367	3	30,501	2,587	1,128	93%	44%
Mississippi	264	4	39,846	34,066	1,112	13%	-9%
DC	109	1	24,193	18,881	914	12%	-30%
Arizona	149	1	33,314	5,591	813	44%	12%
Illinois	411	3	31,579	N/A	785	78%	32%
Florida	176	3	36,998	N/A	775	38%	-29%
Michigan	286	3	19,029	11,509	766	85%	76%
S. Carolina	197	4	33,910	17,378	755	5%	36%
Georgia	152	3	33,610	N/A	746	22%	0%
Delaware	150	3	25,215	13,358	708	12%	12%
Pennsylvania	164	2	16,254	12,202	683	47%	23%
Maryland	128	1	23,717	1,347	683	22%	25%
North Dakota	1,139	13	53,972	44,432	655	54%	13%
Indiana	371	4	25,657	17,775	633	57%	81%
Texas	233	3	31,685	26,637	630	33%	-14%
Arkansas	327	6	36,355	32,587	628	13%	-5%
Alabama	352	2	38,577	16,521	594	49%	-24%
Nevada	264	1	31,996	782	573	40%	-29%
Iowa	508	5	38,969	28,985	540	39%	26%
Tennessee	397	5	37,615	33,279	478	34%	10%

26 - 51

	Average over last 7 days		Total Since 22 Jan			Change from 14d Ago* in 14 day avg of daily new	
	New Confirmed	New Deaths	Total Confirmed	Total Recovered	Total Deaths	Confirmed	Deaths
New Mexico	377	3	21,415	10,122	474	88%	80%
Missouri	291	5	28,955	N/A	471	-3%	12%
South Dakota	1,128	9	48,606	34,064	456	52%	46%
Ohio	226	1	17,875	14,142	451	61%	7%
California	109	1	23,376	N/A	444	21%	-15%
Minnesota	359	3	25,234	22,054	438	49%	47%
Virginia	144	2	20,875	2,323	426	12%	57%
N. Carolina	218	3	25,650	22,083	408	16%	39%
Colorado	293	2	17,711	1,341	394	88%	-2%
New Hampshire	81	1	7,919	6,751	354	21%	-14%
Kansas	298	3	27,507	894	346	29%	10%
Idaho	491	5	35,111	16,166	344	51%	118%
Wisconsin	709	6	36,925	28,874	335	42%	93%
Oklahoma	278	3	30,375	26,262	330	6%	51%
Nebraska	507	4	35,230	22,151	329	38%	143%
Kentucky	352	3	23,123	4,091	327	32%	57%
Montana	697	8	28,868	18,752	315	33%	118%
Washington	94	1	13,862	N/A	310	16%	27%
West Virginia	192	2	13,094	10,198	248	43%	39%
Utah	494	2	34,511	25,391	187	23%	-1%
Oregon	113	1	10,383	1,392	160	13%	22%
Hawaii	58	1	10,531	8,196	152	-8%	-31%
Wyoming	589	5	21,610	14,230	150	80%	650%
Maine	43	0	4,810	4,063	109	56%	-33%
Alaska	720	2	21,218	9,697	105	119%	50%
Vermont	35	0	3,431	2,849	93	61%	N/A

*Change from 14d ago:
Compares 14d-avgs. of Daily New Cases/Deaths
today with 14d-avgs. from 14d ago

In just seven days, cases in **Wisconsin** grew 18% (+5,549 cases / 1M)

Sorted by Total Deaths / 1M

N/As due to states revising and updating case counts



United States: Raw Volume



1 - 25

	Average over last 7 days		Total Since 22 Jan			Change from 14d Ago* in 14 day avg of daily new	
	New Confirmed	New Deaths	Total Confirmed	Total Recovered	Total Deaths	Confirmed	Deaths
New York	1,863	7	503,176	79,501	33,444	23%	-40%
Texas	6,753	88	918,721	772,350	18,276	33%	-14%
California	4,326	43	923,648	N/A	17,559	21%	-15%
Florida	3,790	54	794,624	N/A	16,648	38%	-29%
New Jersey	1,452	10	234,547	36,849	16,332	58%	137%
Massachusetts	1,193	20	155,564	127,054	9,951	61%	45%
Illinois	5,203	43	400,159	N/A	9,945	78%	32%
Pennsylvania	2,098	24	208,087	156,214	8,743	47%	23%
Georgia	1,616	28	356,848	N/A	7,923	22%	0%
Michigan	2,852	27	190,043	114,939	7,653	85%	76%
Arizona	1,082	8	242,480	40,697	5,918	44%	12%
Louisiana	524	16	181,837	168,634	5,908	10%	7%
Ohio	2,644	16	208,937	165,302	5,275	61%	7%
Connecticut	725	6	70,446	9,800	4,609	96%	138%
N. Carolina	2,290	29	269,021	231,611	4,283	16%	39%
Indiana	2,498	28	172,730	119,664	4,260	57%	81%
Maryland	773	8	143,387	8,144	4,127	22%	25%
S. Carolina	1,015	19	174,591	89,472	3,889	5%	36%
Virginia	1,231	17	178,183	19,832	3,636	12%	57%
Mississippi	787	11	118,587	101,385	3,310	13%	-9%
Tennessee	2,710	36	256,880	227,271	3,263	34%	10%
Alabama	1,726	10	189,149	81,005	2,914	49%	-24%
Missouri	1,785	32	177,707	N/A	2,891	-3%	12%
Minnesota	2,023	17	142,311	124,379	2,472	49%	47%
Washington	719	10	105,557	N/A	2,359	16%	27%

26 - 51

	Average over last 7 days		Total Since 22 Jan			Change from 14d Ago* in 14 day avg of daily new	
	New Confirmed	New Deaths	Total Confirmed	Total Recovered	Total Deaths	Confirmed	Deaths
Colorado	1,685	10	101,991	7,724	2,268	88%	-2%
Wisconsin	4,128	35	214,995	168,117	1,948	42%	93%
Arkansas	988	17	109,712	98,340	1,894	13%	-5%
Nevada	814	4	98,552	2,409	1,765	40%	-29%
Iowa	1,602	15	122,950	91,449	1,705	39%	26%
Kentucky	1,572	12	103,305	18,277	1,461	32%	57%
Oklahoma	1,101	12	120,193	103,919	1,306	6%	51%
Rhode Island	388	3	32,312	2,741	1,195	93%	44%
Kansas	867	10	80,136	2,604	1,008	29%	10%
New Mexico	790	6	44,904	21,224	994	88%	80%
Delaware	146	3	24,553	13,008	689	12%	12%
Oregon	479	5	43,793	5,870	673	13%	22%
DC	77	0	17,074	13,325	645	12%	-30%
Nebraska	981	7	68,150	42,850	637	38%	143%
Idaho	878	9	62,746	28,890	615	51%	118%
Utah	1,584	5	110,640	81,403	598	23%	-1%
North Dakota	868	10	41,130	33,860	499	54%	13%
New Hampshire	111	2	10,768	9,180	482	21%	-14%
West Virginia	344	4	23,466	18,276	445	43%	39%
South Dakota	998	8	43,000	30,135	403	52%	46%
Montana	745	8	30,853	20,042	337	33%	118%
Hawaii	82	1	14,911	11,605	215	-8%	-31%
Maine	58	0	6,466	5,462	146	56%	-33%
Wyoming	341	3	12,507	8,236	87	80%	650%
Alaska	527	1	15,522	7,094	77	119%	50%
Vermont	22	0	2,141	1,778	58	61%	N/A

*Change from 14d ago:
Compares 14d-avgs. of Daily New Cases/Deaths
today with 14d-avgs. from 14d ago

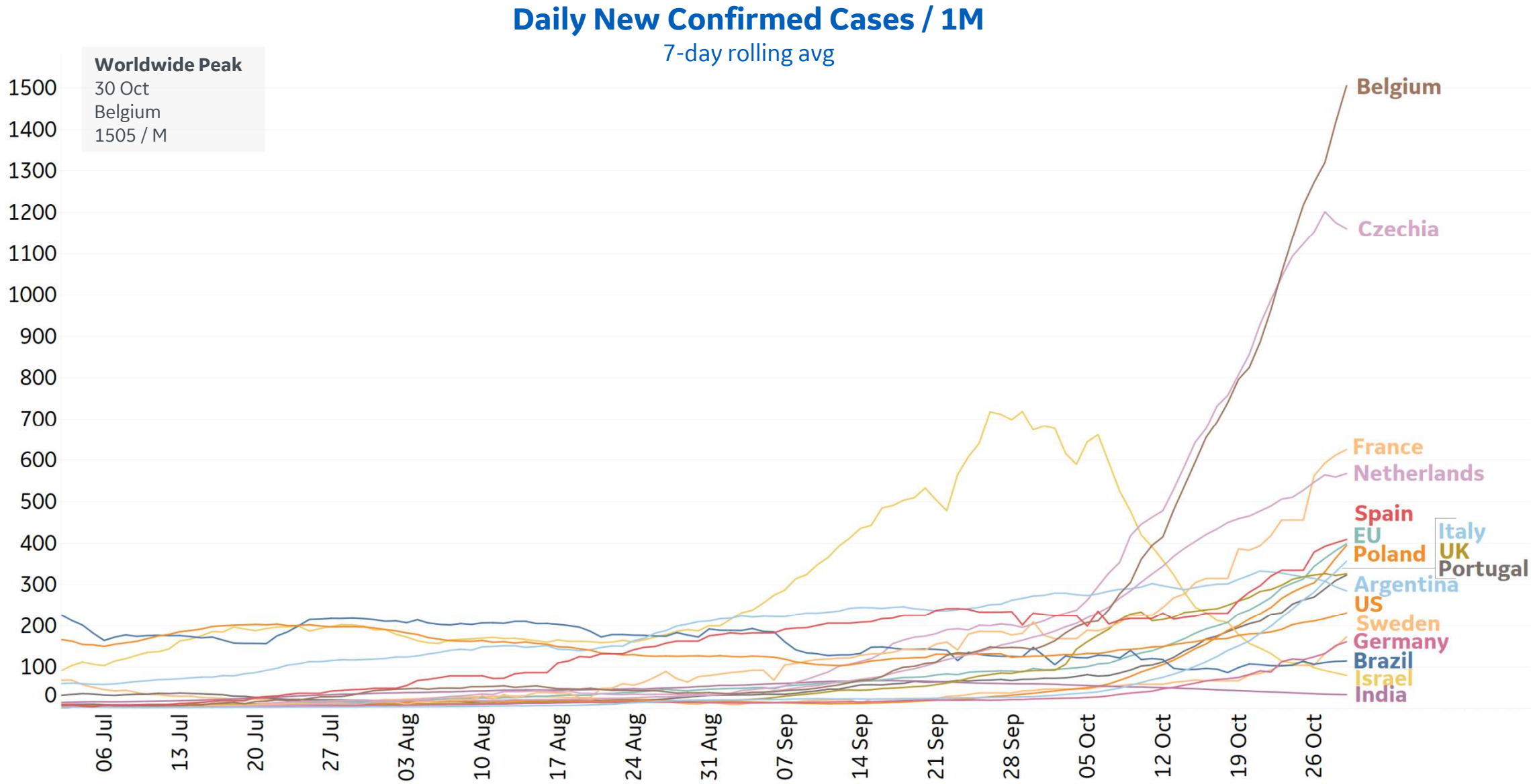
New cases today in the **US** mark a new all-time peak of +88,521 cases

Sorted by Raw Total Deaths

N/As due to states revising and updating case counts



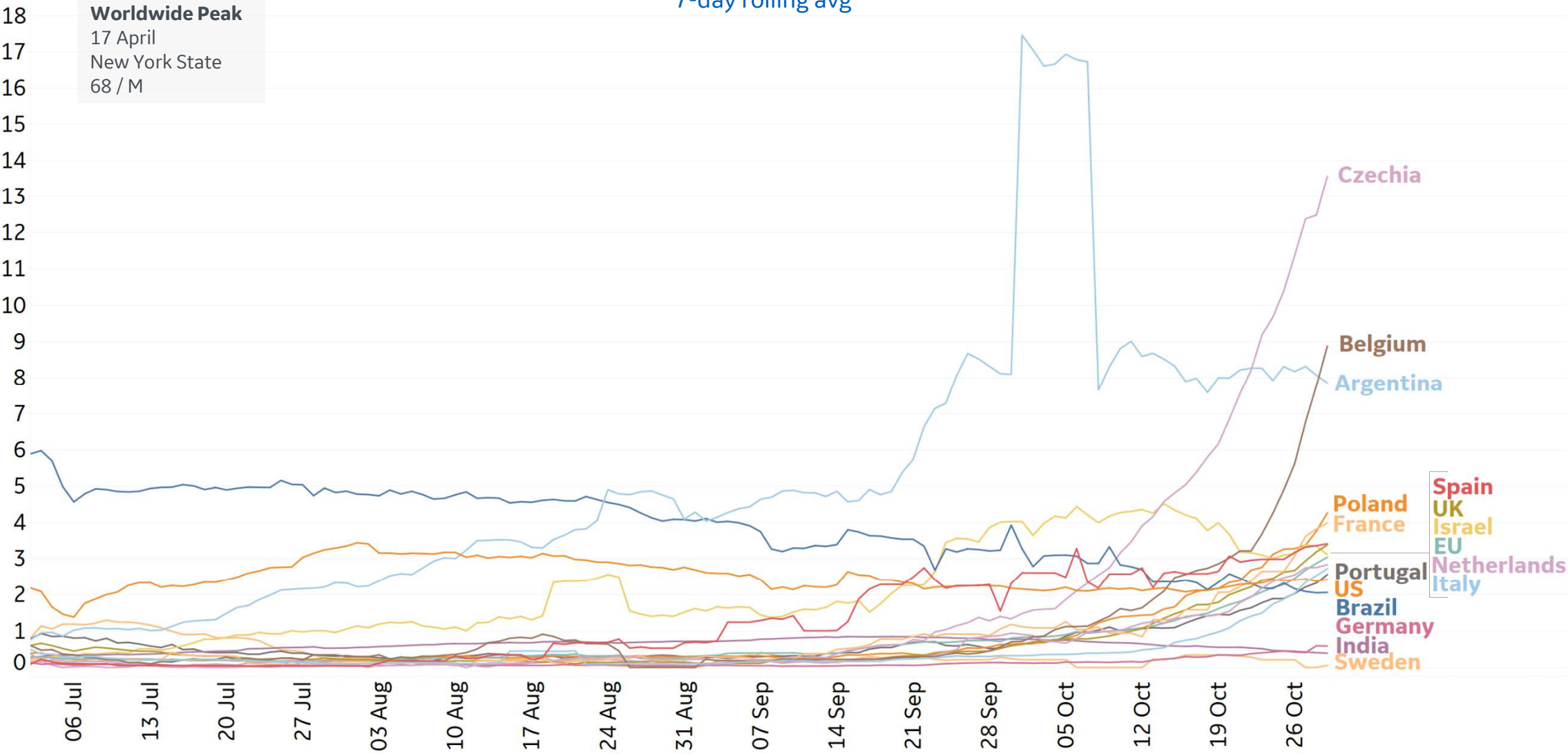
New Confirmed Cases in Select Countries





New Deaths in Select Countries

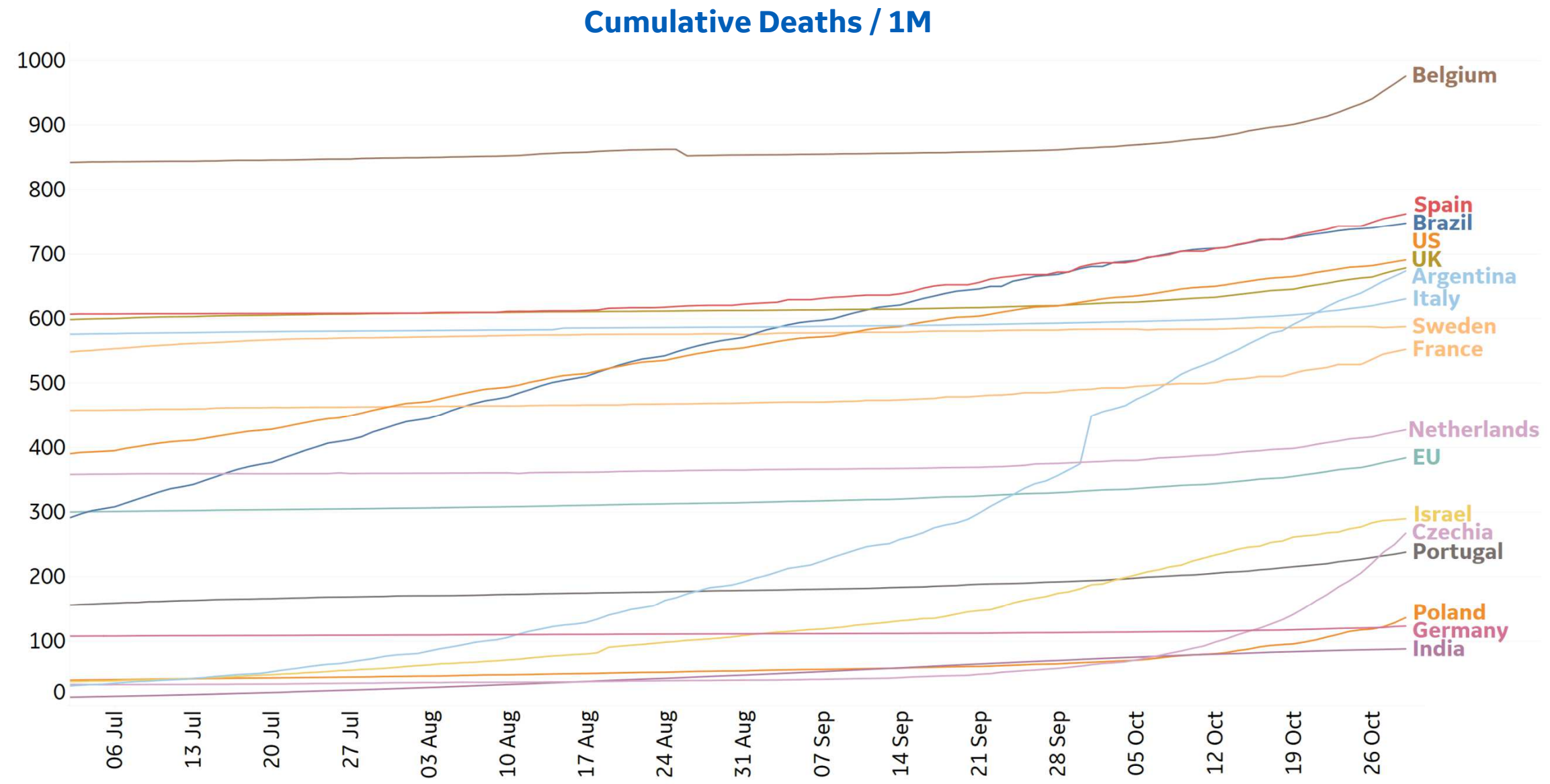
Daily New Deaths / 1M
7-day rolling avg



*Large jump in Argentina's daily new deaths due to batched reporting of previously unreported fatalities on 1 Oct

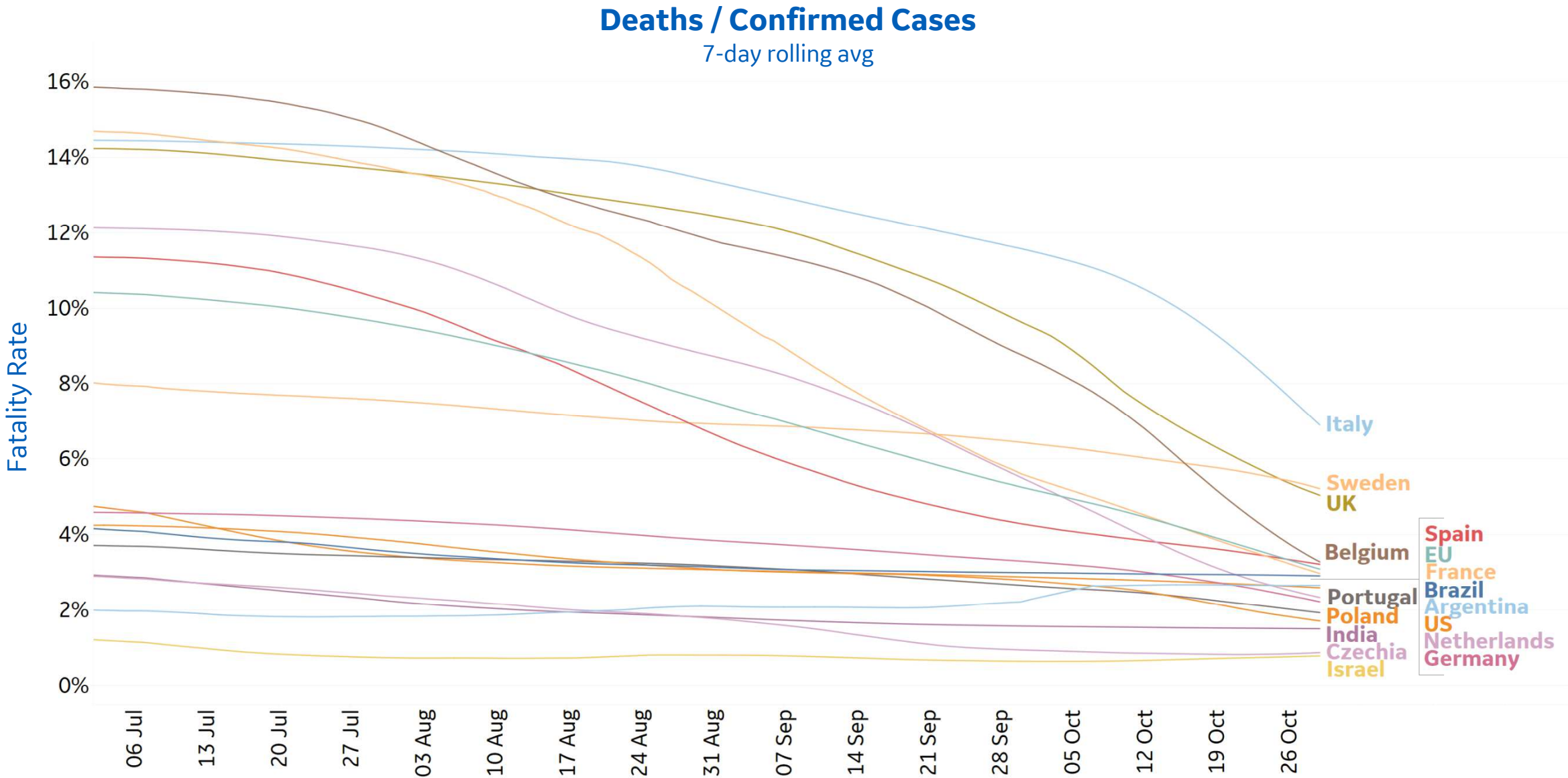


Cumulative Deaths in Select Countries



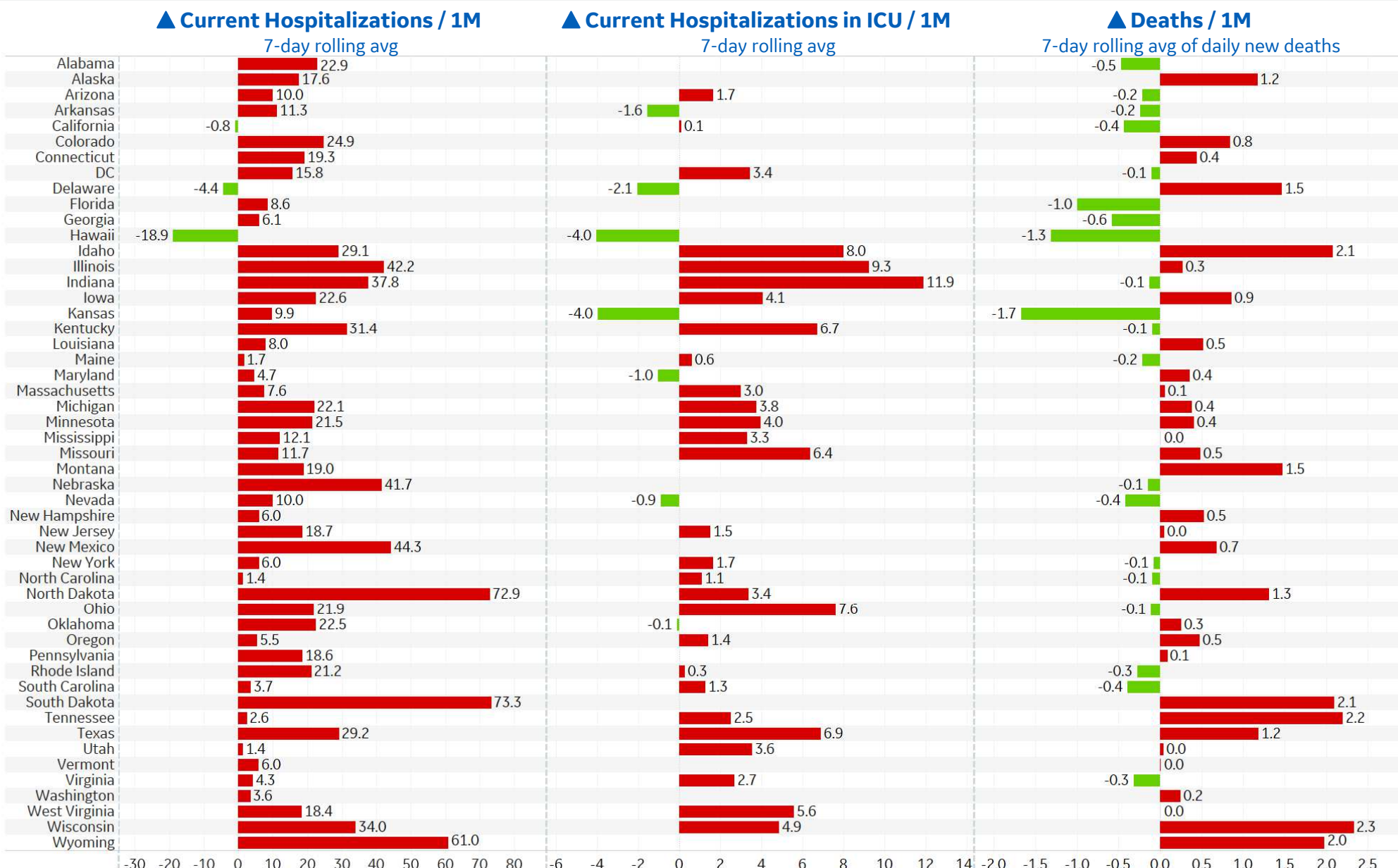


Fatality Rate in Select Countries





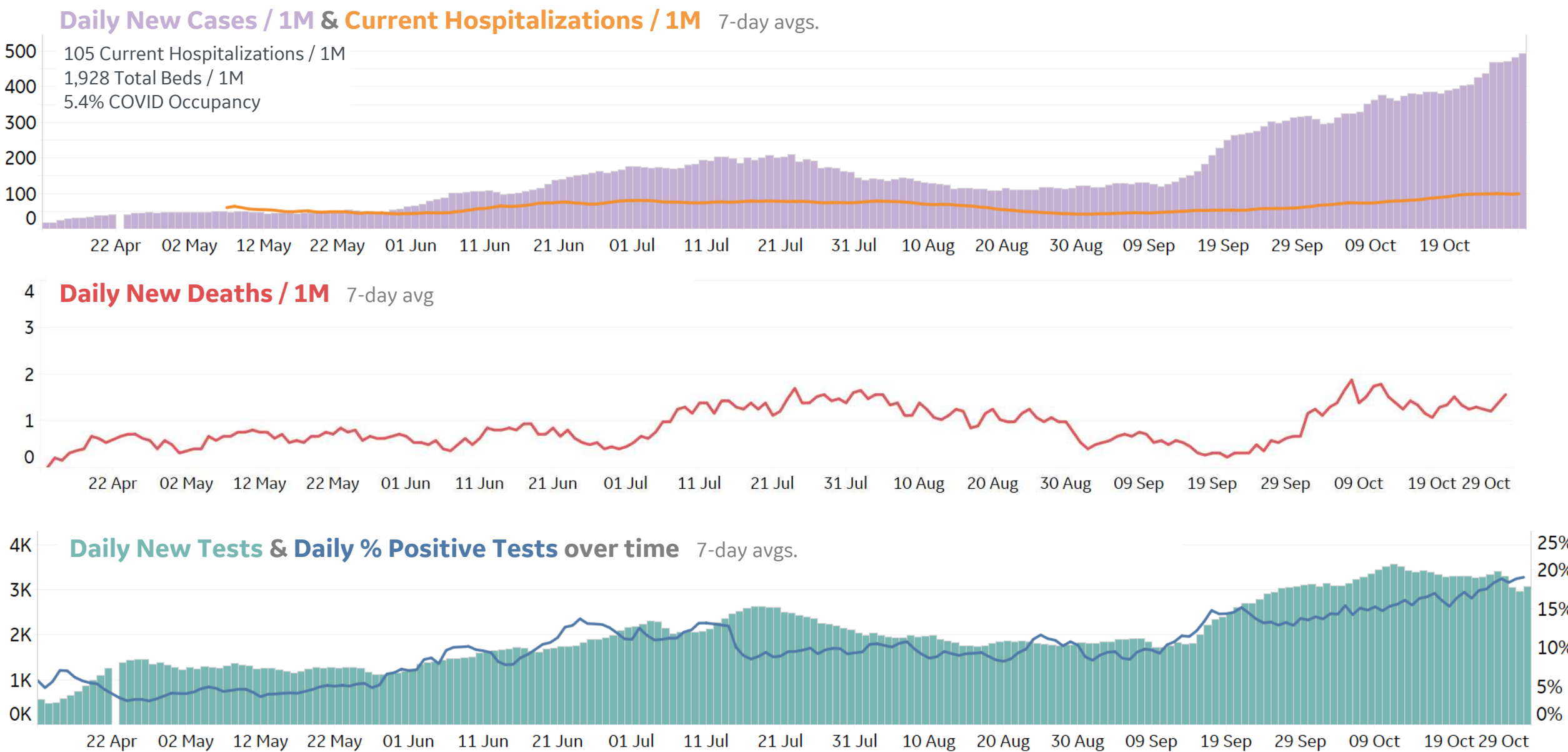
Feature: US Changes from Previous Week



*Blank rows indicate insignificant or missing data



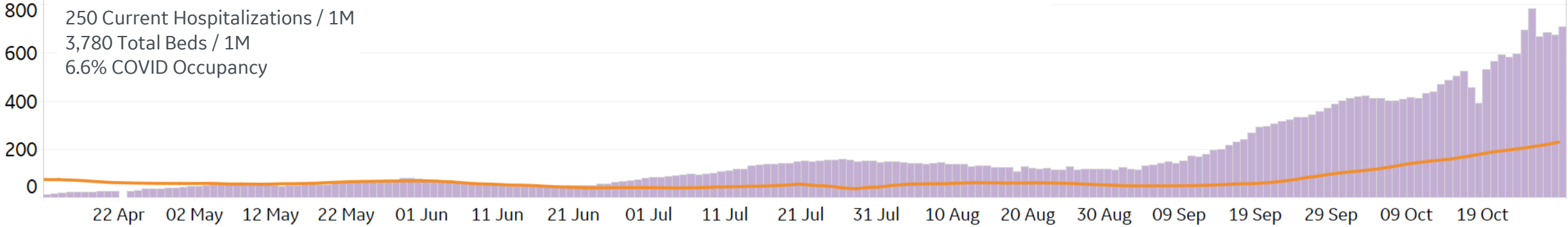
Feature: Utah





Feature: Wisconsin

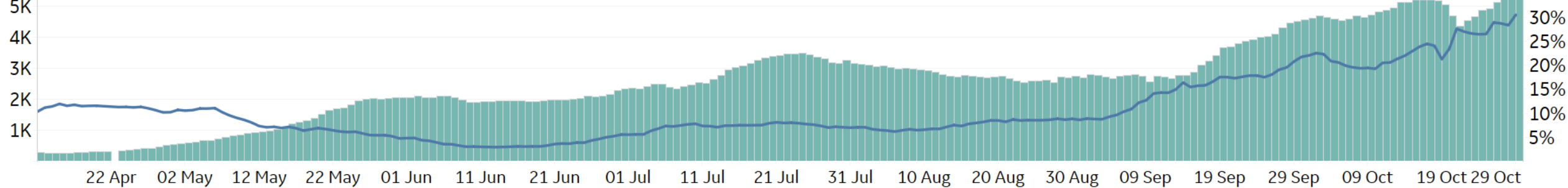
Daily New Cases / 1M & Current Hospitalizations / 1M 7-day avgs.



Daily New Deaths / 1M 7-day avg



Daily New Tests & Daily % Positive Tests over time 7-day avgs.





Feature: Trends in CC Ecosystem Cities

Asheville, NC

Bakersfield, CA

Baltimore, MD

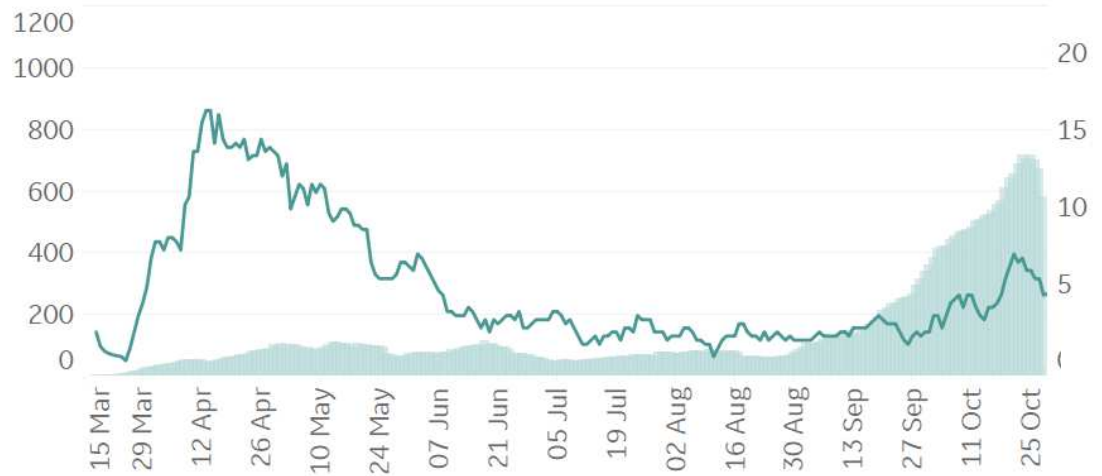
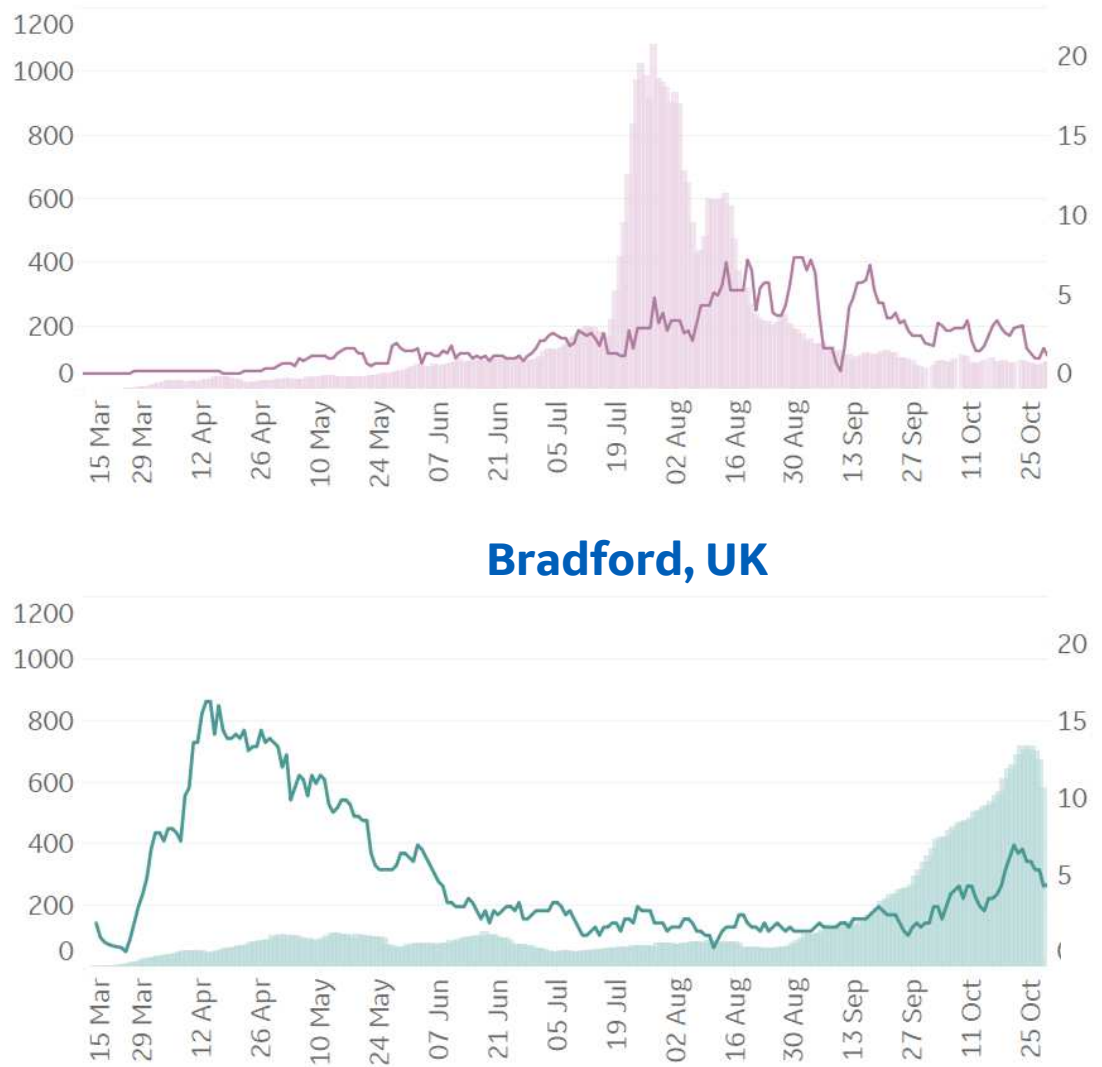
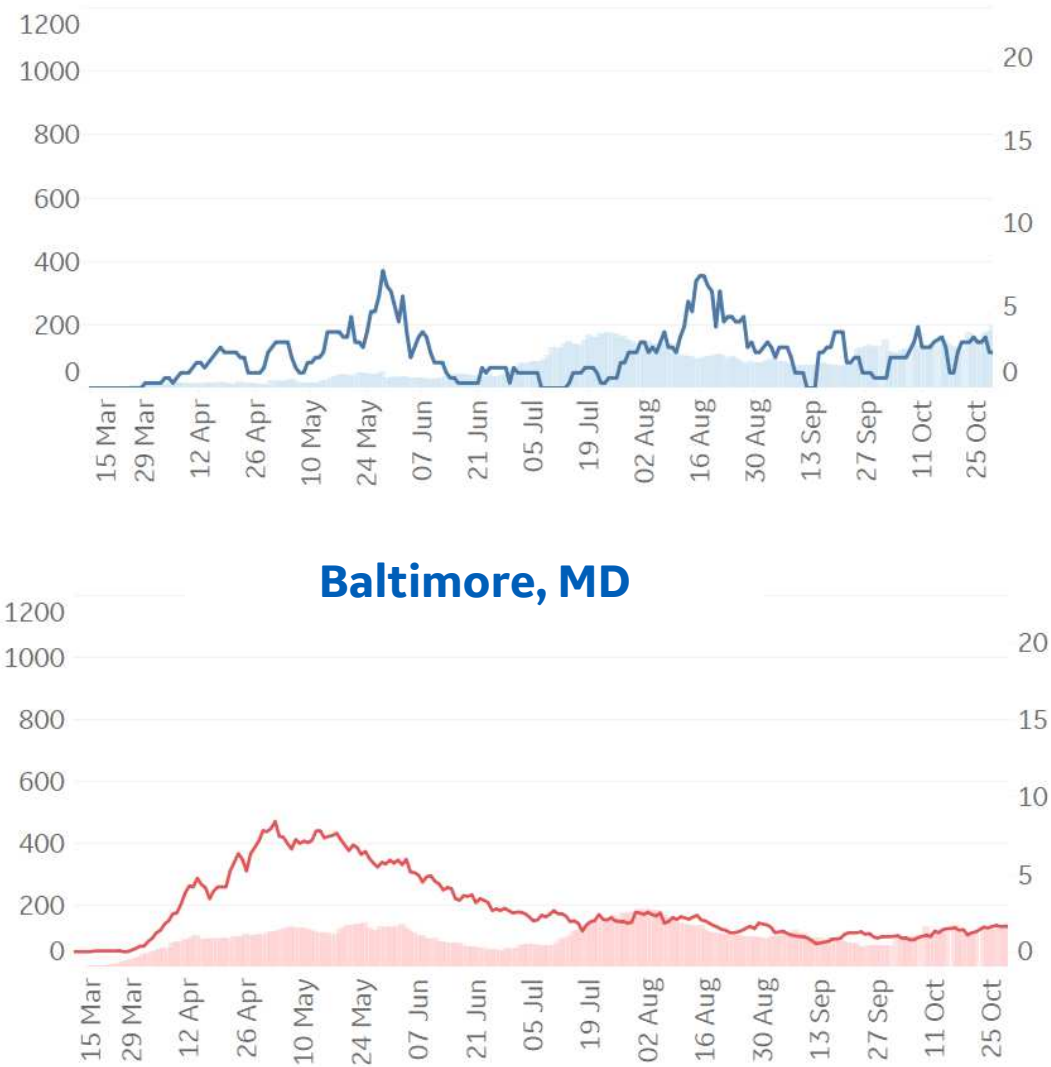
Bradford, UK

Daily New Confirmed Cases / 1M (Bars)

Daily New Deaths / 1M (Lines)

7-day Rolling Avg

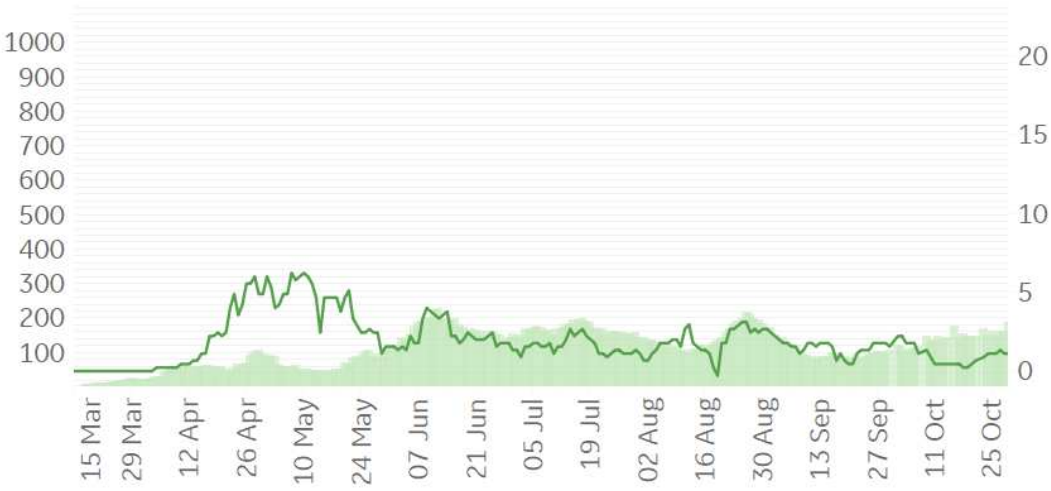
7-day Rolling Avg



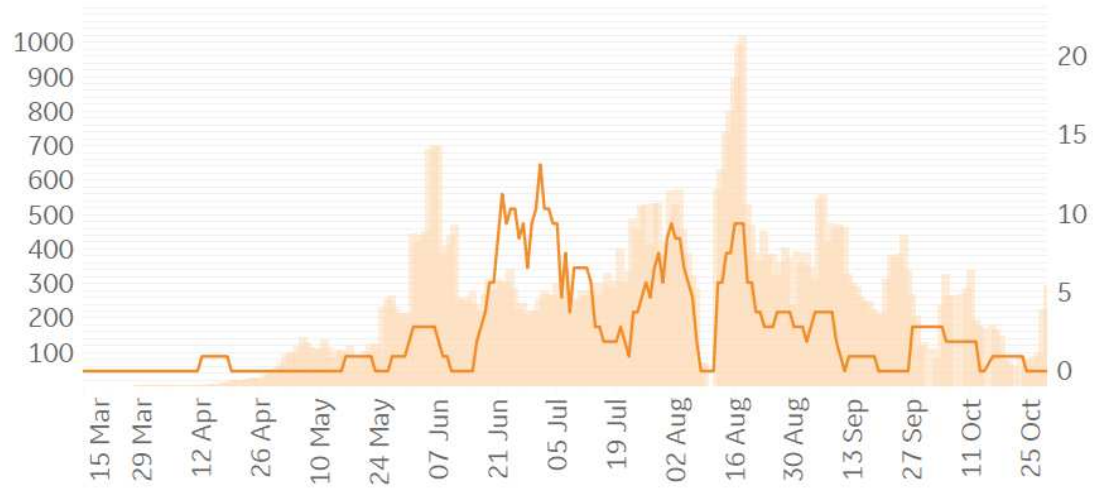


Feature: Trends in CC Ecosystem Cities

Durham, NC



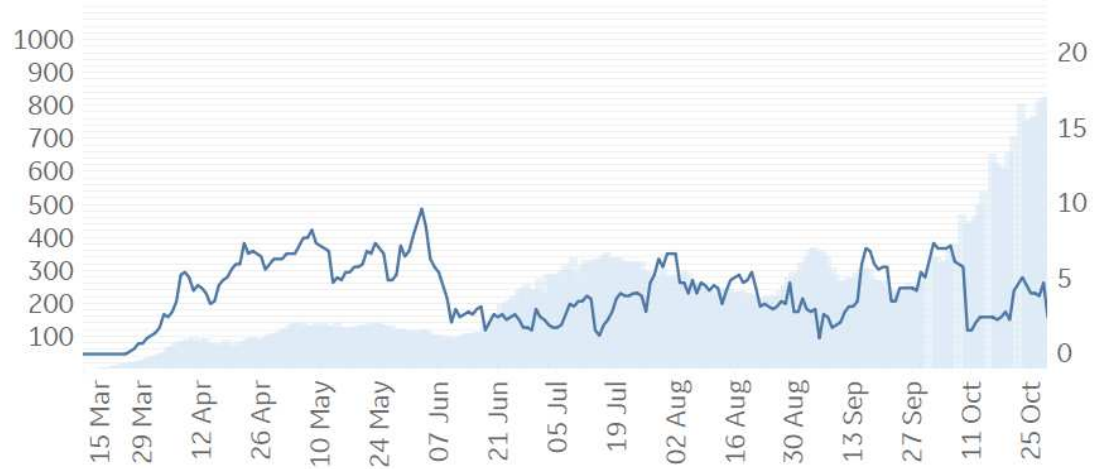
Hanford, CA



Los Angeles, CA



Cincinnati, OH



Daily New Confirmed Cases / 1M (Bars)
7-day Rolling Avg

Daily New Deaths / 1M (Lines)
7-day Rolling Avg



Feature: Trends in CC Ecosystem Cities

Miami, FL

Orlando, FL

Philadelphia, PA

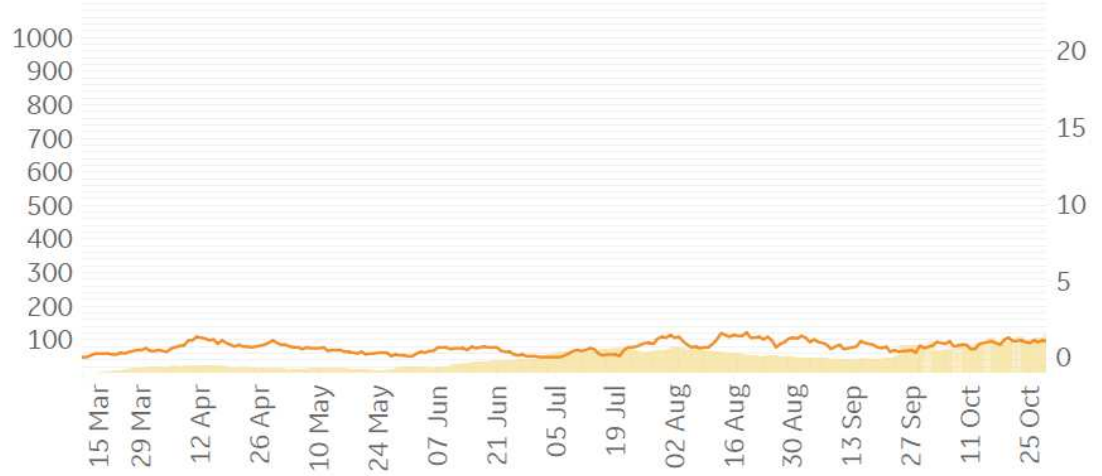
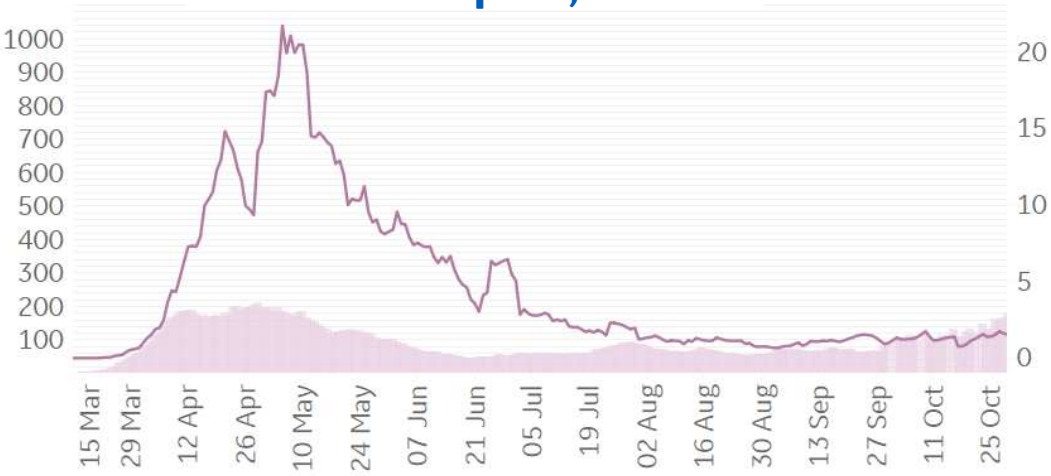
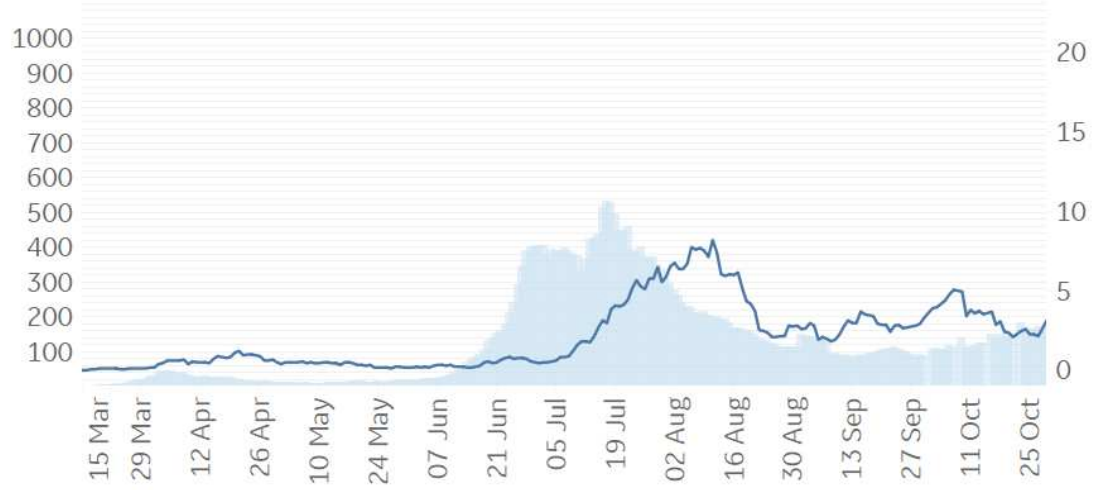
Portland, OR

Daily New Confirmed Cases / 1M (Bars)

Daily New Deaths / 1M (Lines)

7-day Rolling Avg

7-day Rolling Avg



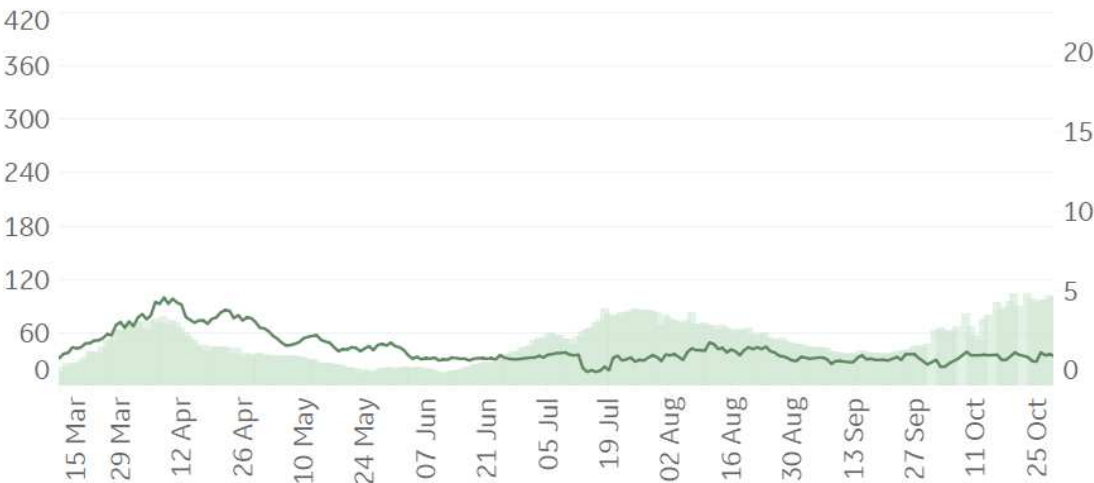
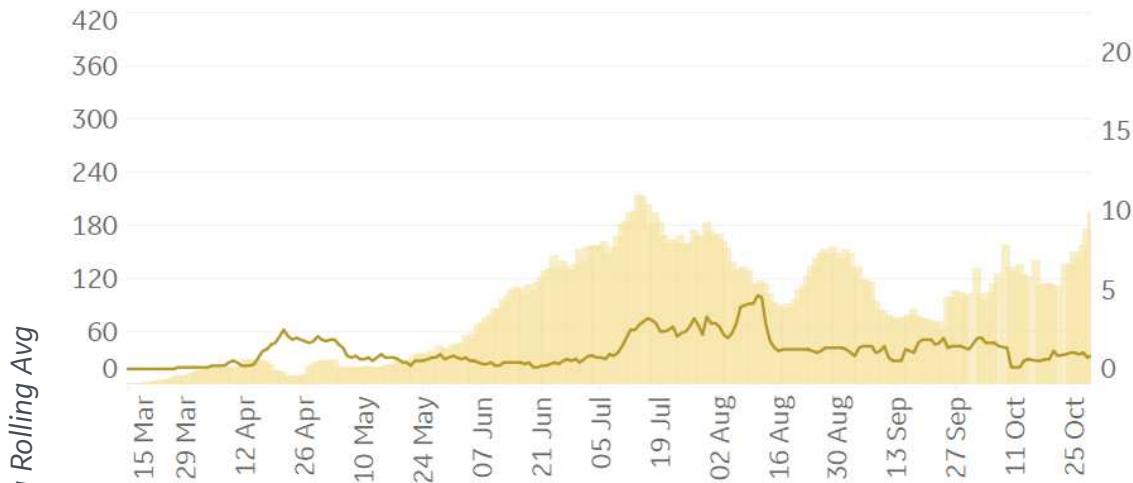


Feature: Trends in CC Ecosystem Cities

Raleigh, NC

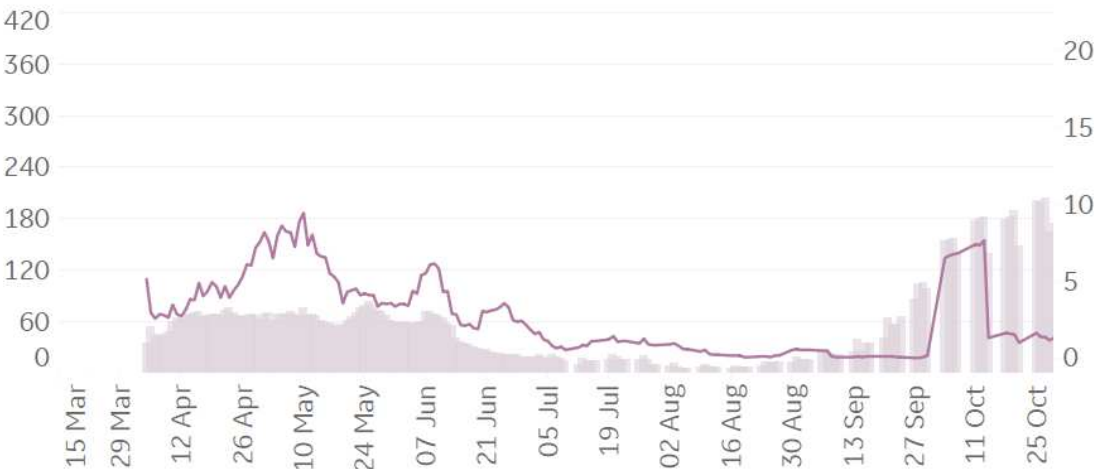
Seattle, WA

Daily New Confirmed Cases / 1M (Bars)



Tampa, FL

Toronto, Canada



Daily New Deaths / 1M (Lines)

7-day Rolling Avg



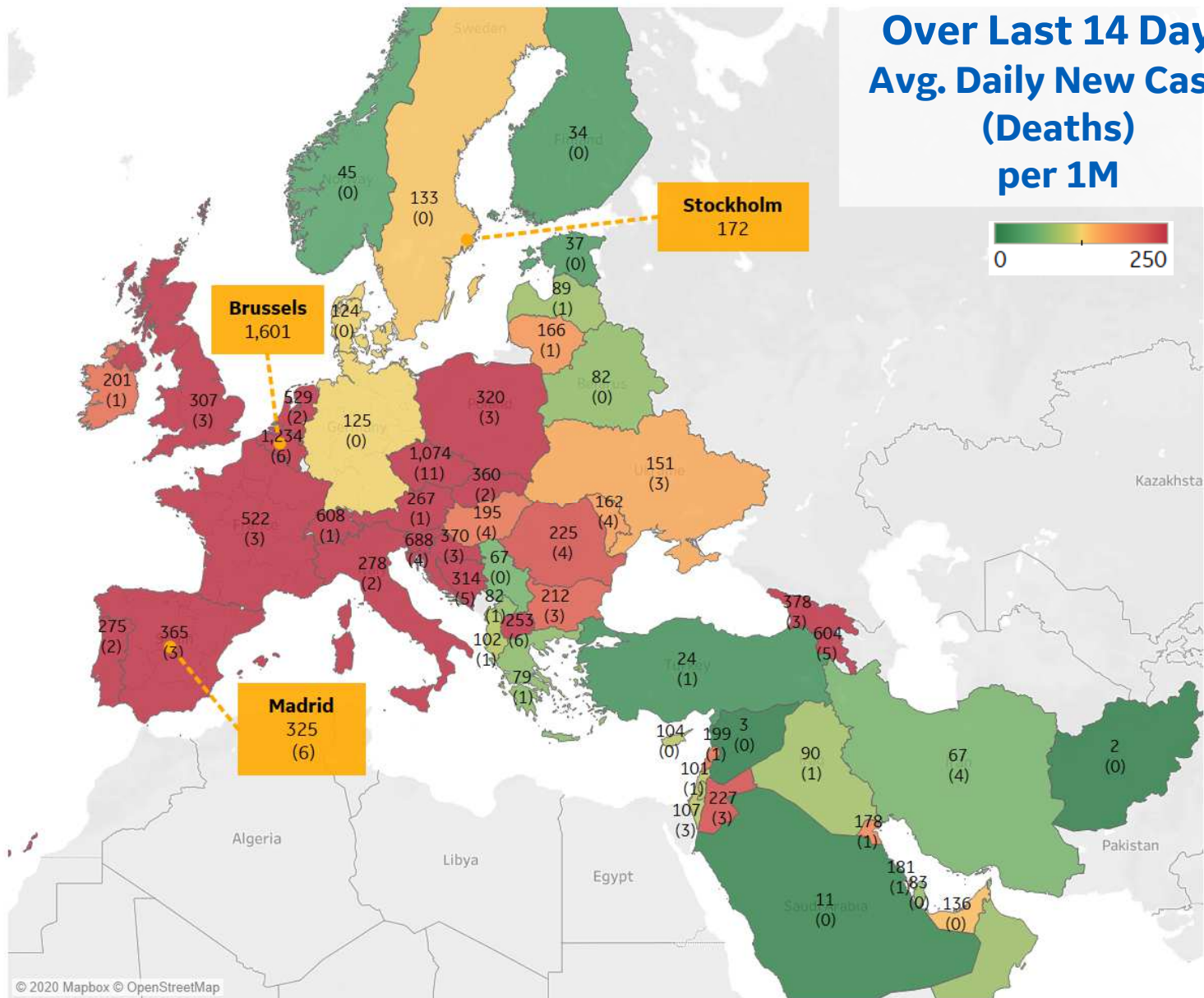
Per 1M in Region

	Today	Change
Active Cases	6,096	+4%
Confirmed	300 new	+3%
Deaths	3 new	+1%
Recovered	63 new	+1%

Most Daily New Cases / 1M

Belgium	1,234
Czechia	1,074
Slovenia	688
Switzerland	608
Armenia	604
Netherlands	529
France	522
Georgia	378
Croatia	370
Spain	365

* Excludes regions with population < 1M



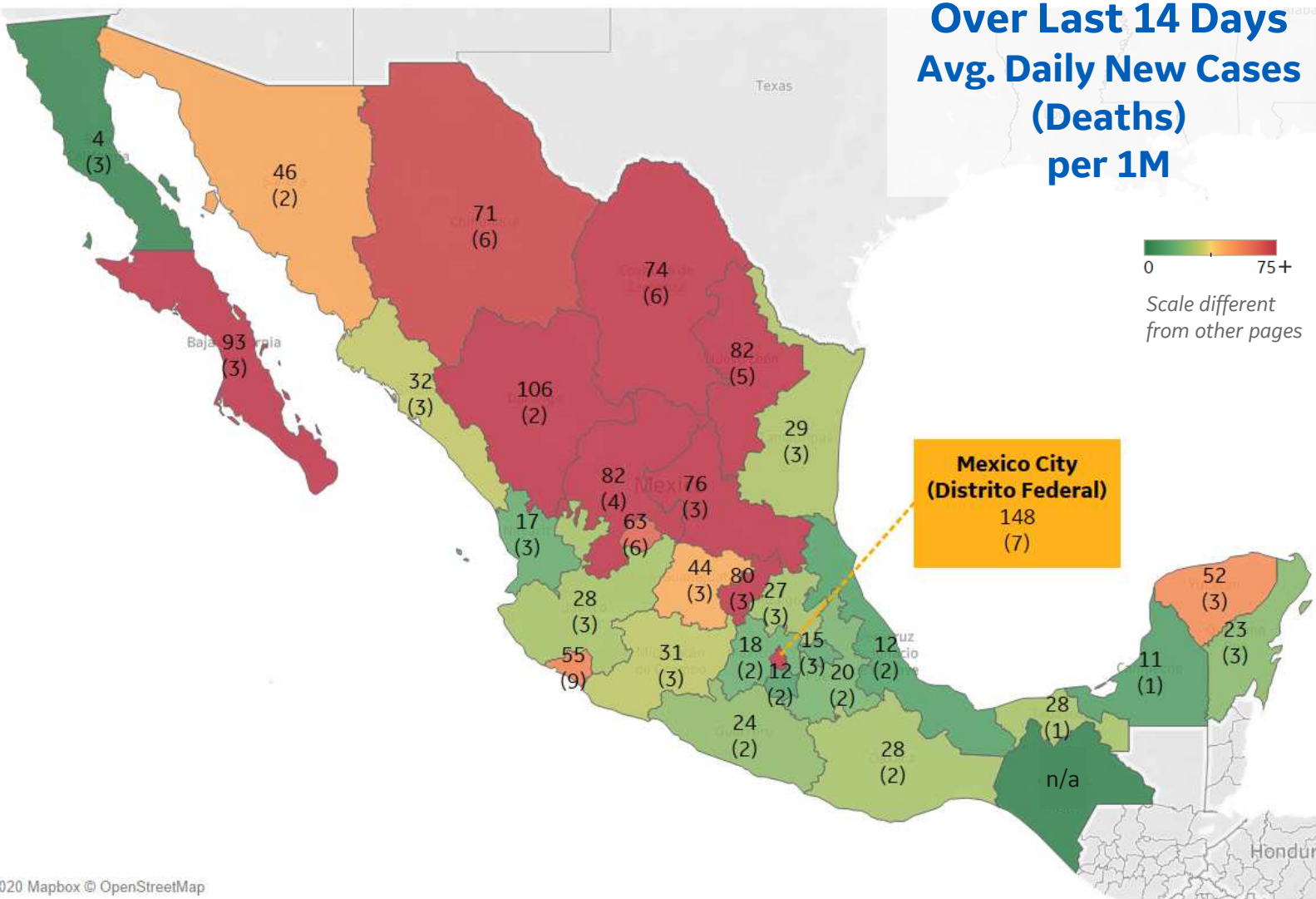


Per 1M in Region

	Today	Change
Active Cases	404	+1%
Confirmed	46 new	+0.7%
Deaths	4 new	+0.5%
Recovered	38 new	+0.6%

Most Daily New Cases / 1M

Distrito Federal	148
Durango	106
Baja California Sur	93
Nuevo León	82
Zacatecas	82
Querétaro	80
San Luis Potosí	76
Coahuila	74
Chihuahua	71
Aguascalientes	63



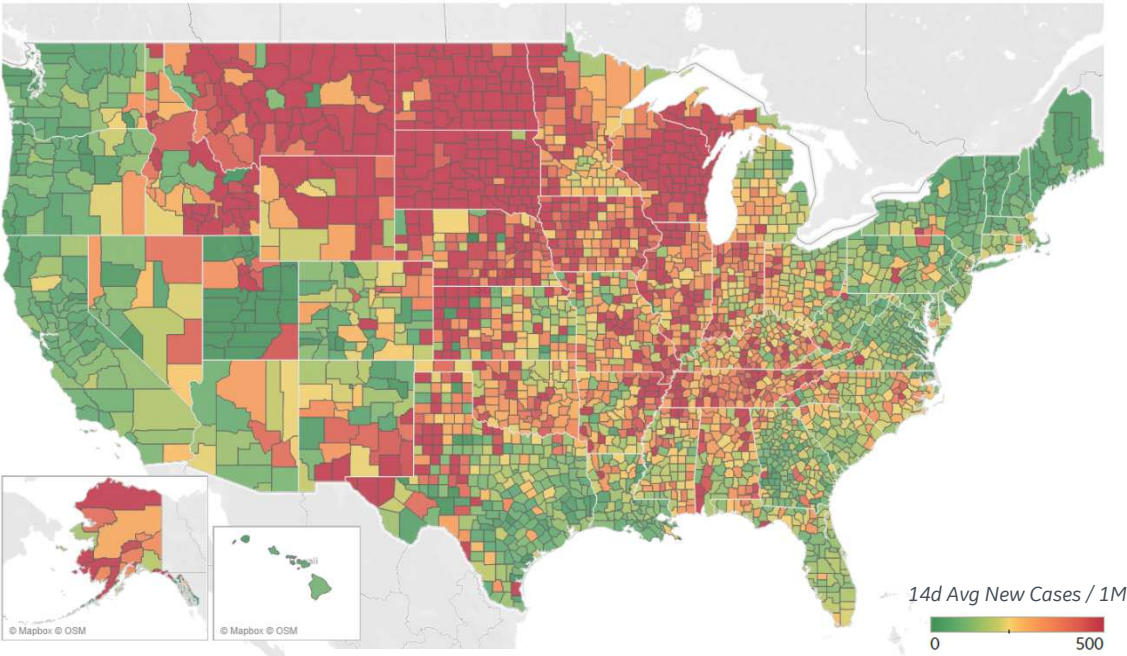
*Mexico source data not updated after 27 Oct.
Values carried forward from this date.



US Counties: New Cases and New Deaths

Updated 30 Oct 2020, 3:30 GMT 20

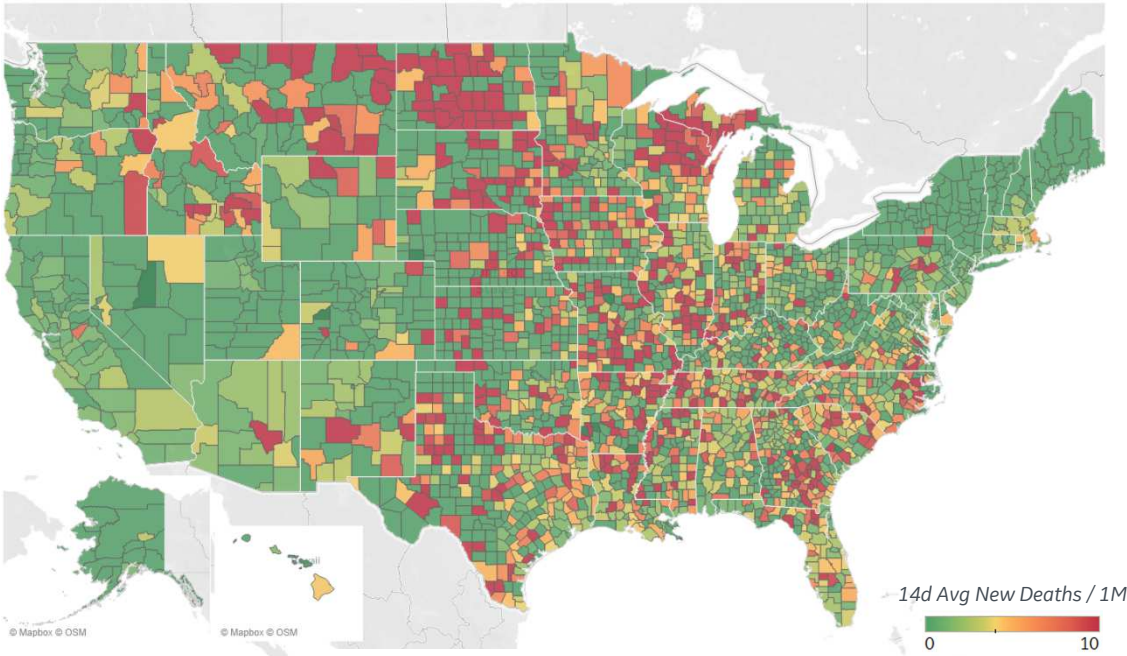
Average New Cases / 1M Over Last 14 Days...



Top 10 by New Confirmed Avg New Confirmed Cases / 1M

El Paso County, TX	1,290
Lubbock County, TX	928
Brown County, WI	869
Winnebago County, IL	640
Milwaukee County, WI	549
Utah County, UT	533
Waukesha County, WI	531
Salt Lake County, UT	522
Mobile County, AL	519
Anchorage Municipality, AK	480

Average New Deaths / 1M Over Last 14 Days...



Top 10 by New Deaths Avg New Deaths/ 1M

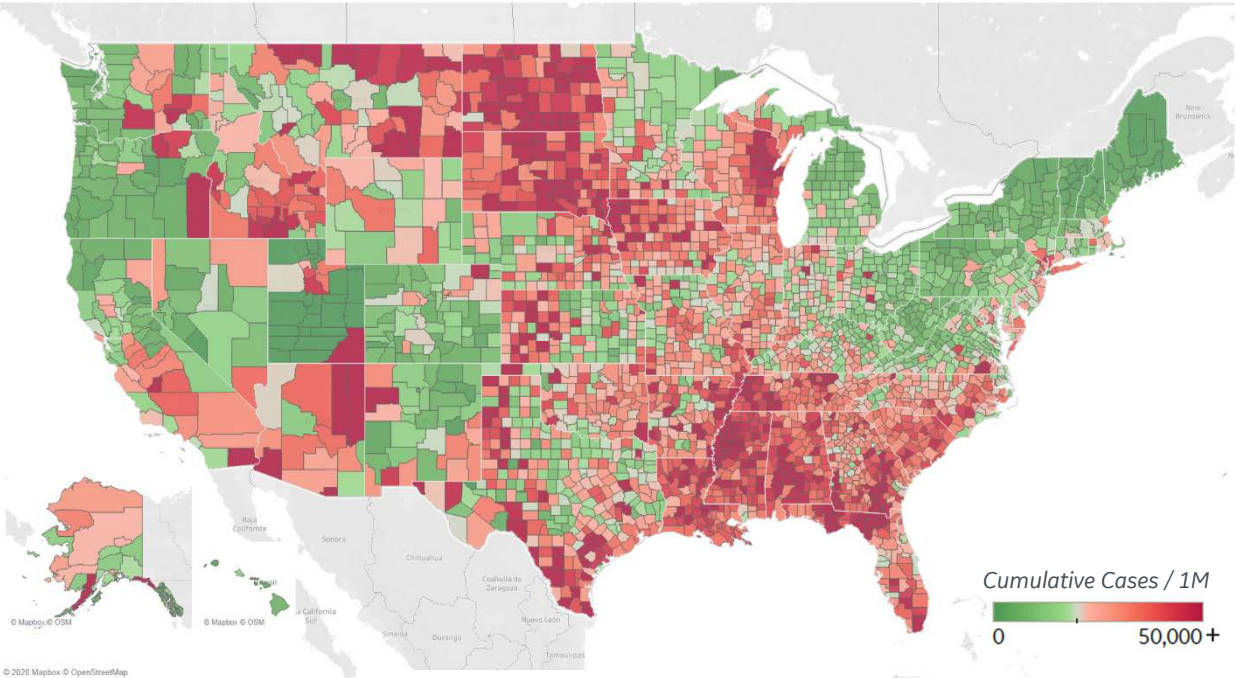
Greene County, MO	9
Westmoreland County, PA	7
Lubbock County, TX	7
Sarasota County, FL	6
St. Joseph County, IN	6
Brown County, WI	6
Plymouth County, MA	6
Winnebago County, IL	6
Lexington County, SC	5
Palm Beach County, FL	5

Note: Lists includes counties
 ≥ 250K population



US Counties: Cumulative To Date

Cumulative Confirmed Cases / 1M

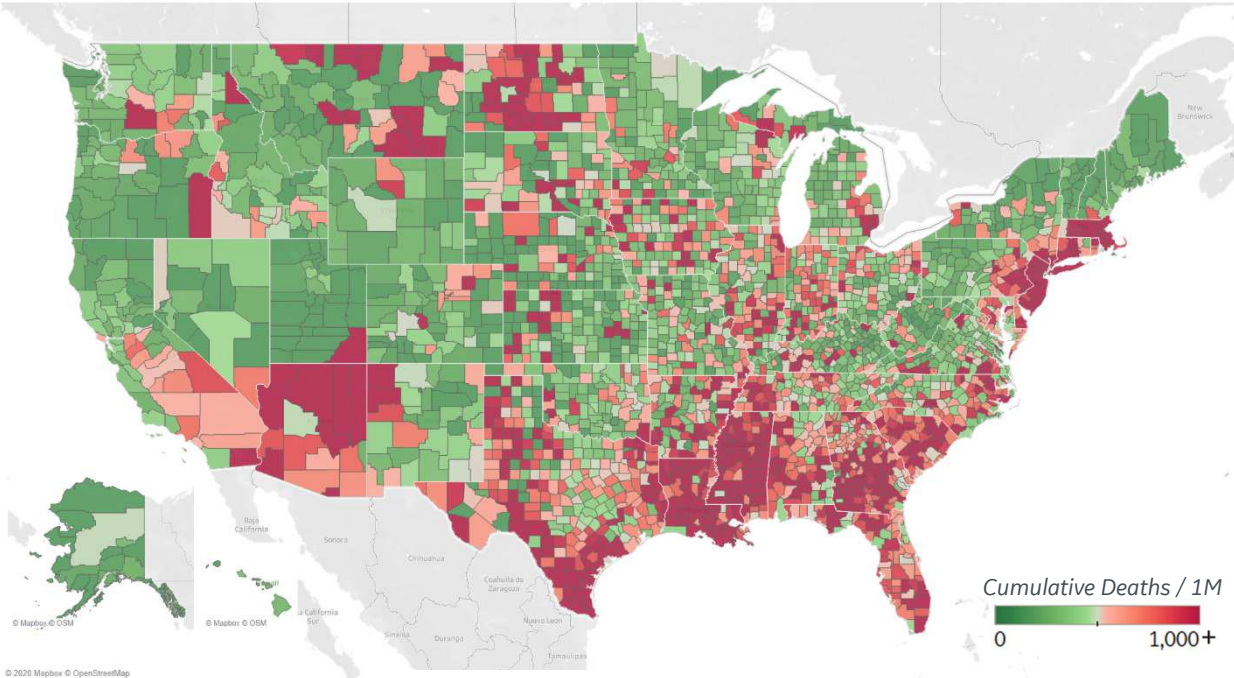


Top 10 Counties

Total Confirmed Cases / 1M

Miami-Dade County, FL	67,969
Lubbock County, TX	60,251
Brown County, WI	59,491
Nueces County, TX	58,753
Cameron County, TX	57,141
Rockland County, NY	55,324
Webb County, TX	54,852
El Paso County, TX	53,667
Yakima County, WA	47,434
Davidson County, TN	47,078

Cumulative Reported Deaths / 1M



Top 10 Counties

Total Reported Deaths / 1M

New York City*	4,455
Essex County, NJ	2,681
Cameron County, TX	2,555
Passaic County, NJ	2,513
Union County, NJ	2,466
Hudson County, NJ	2,274
Hidalgo County, TX	2,241
Bergen County, NJ	2,212
Rockland County, NY	2,096
Somerset County, NJ	1,806

Note: Lists includes counties
≥ 250K population

* New York City counties
aggregated into one reporting area



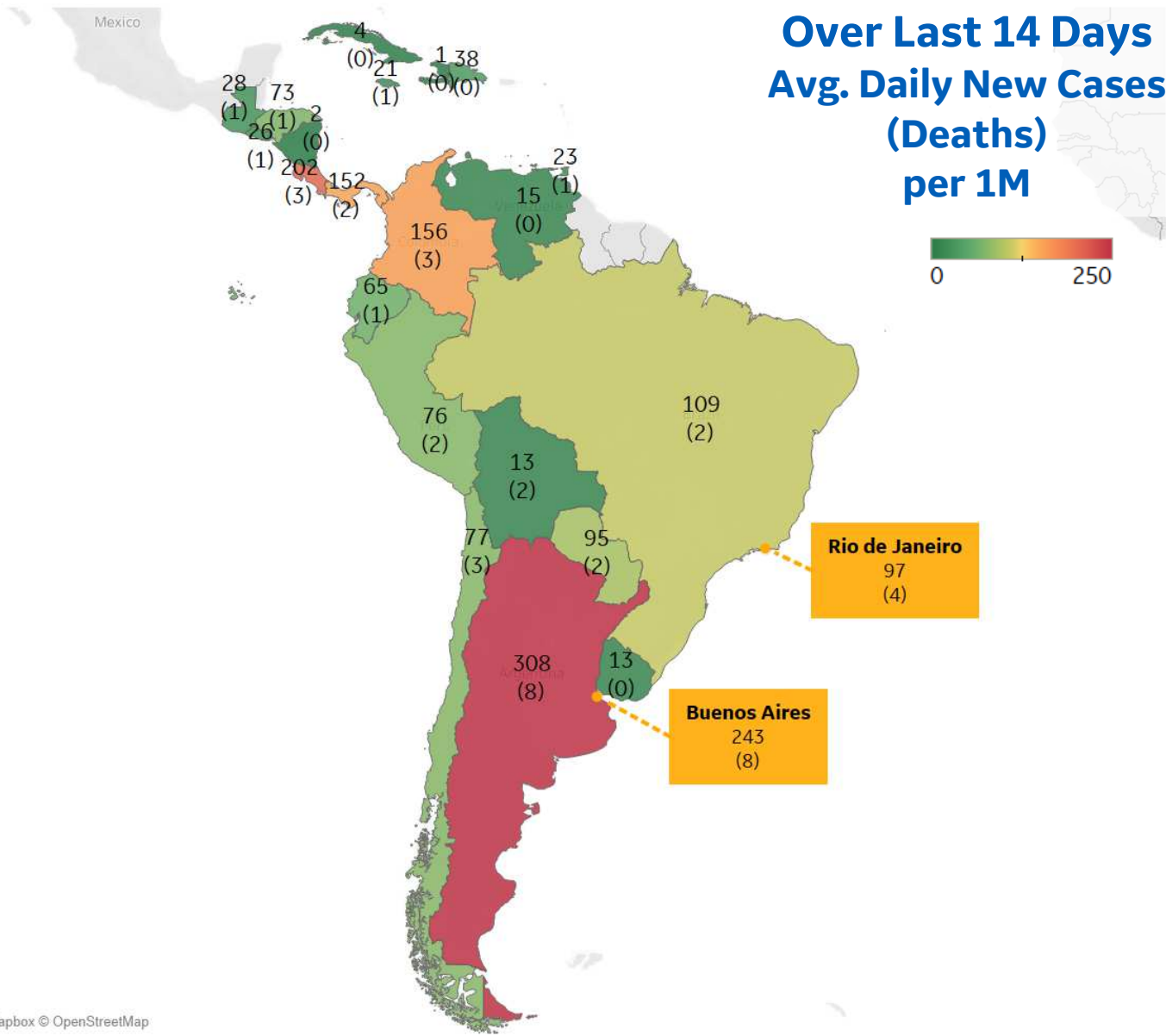
Per 1M in Region

	Today	Change
Active Cases	1,677	+1%
Confirmed	109 new	+0.6%
Deaths	3 new	+0.4%
Recovered	92 new	+1%

Most Daily New Cases / 1M

Argentina	308
Costa Rica	202
Colombia	156
Panama	152
Brazil	109
Paraguay	95
Chile	77
Peru	76
Honduras	73
Ecuador	65

* Excludes regions with population < 1M





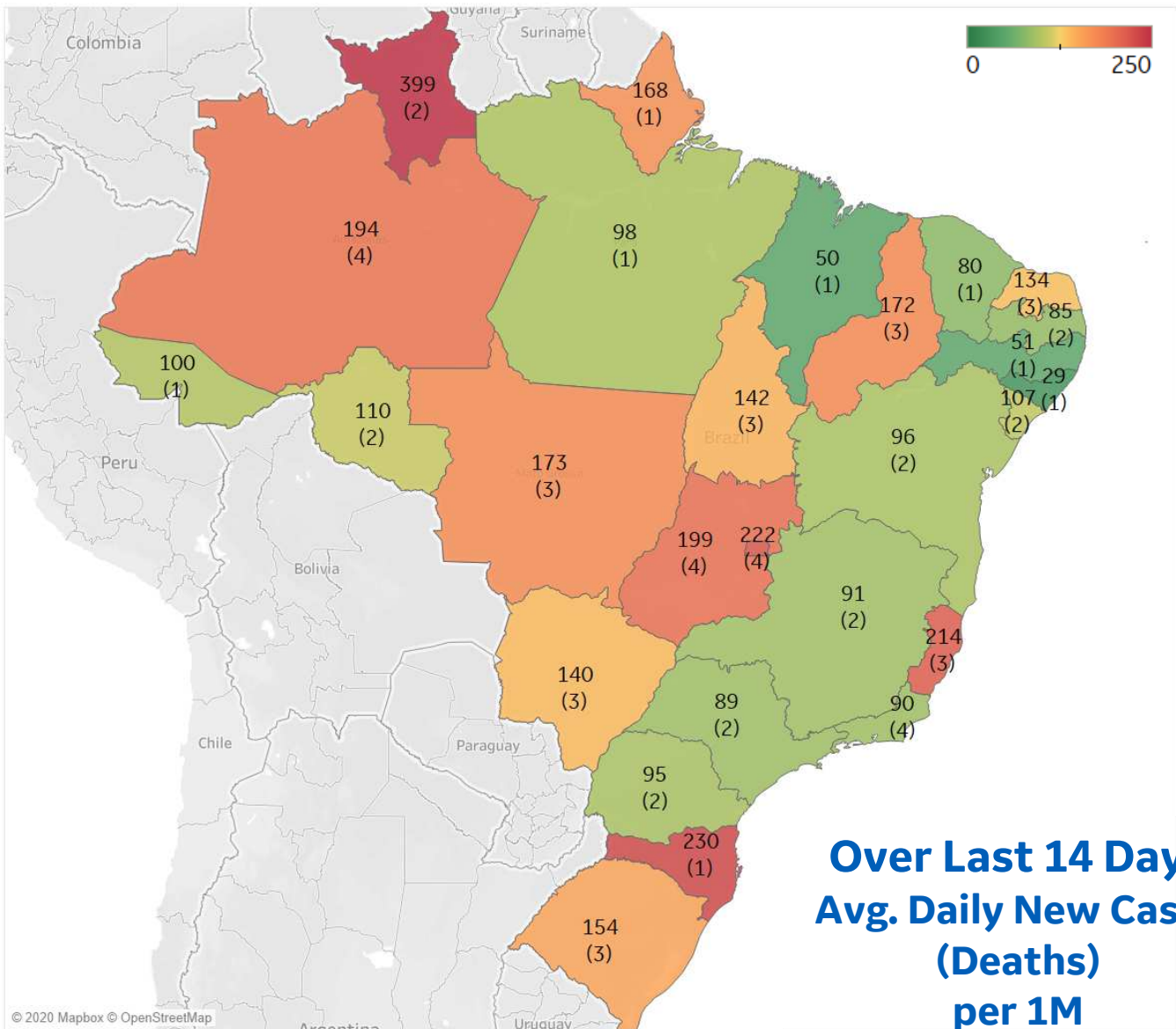
Per 1M in Region

	Today	Change
Active Cases	1,754	+3%
Confirmed	123 new	+0.5%
Deaths	2 new	+0.3%
Recovered	70 new	+0.3%

Most Daily New Cases / 1M

Santa Catarina	230
Distrito Federal	222
Espírito Santo	214
Goiás	199
Amazonas	194
MatoGrosso	173
Piauí	172
Rio Grande do ..	154
Tocantins	142
MatoGrosso d..	140

* Excludes regions with population < 1M





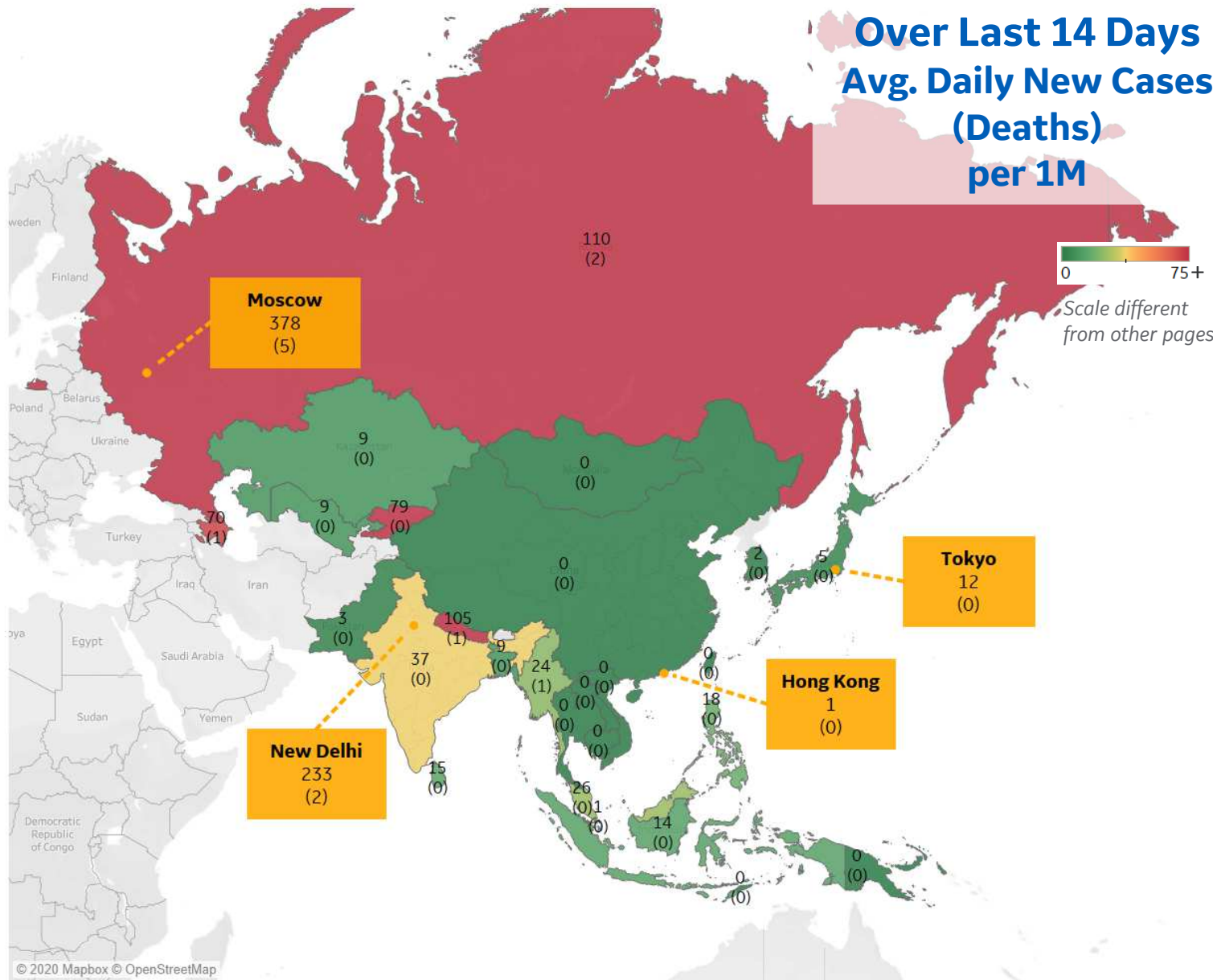
Per 1M in Region

	Today	Change
Active Cases	288	+0%
Confirmed	19 new	+1%
Deaths	0.3 new	+0.6%
Recovered	20 new	+1%

Most Daily New Cases / 1M

Russia	110
Nepal	105
Kyrgyzstan	79
Azerbaijan	70
India	37
Malaysia	26
Myanmar	24
Philippines	18
Sri Lanka	15
Indonesia	14

* Excludes regions with population < 1M





Per 1M in Region

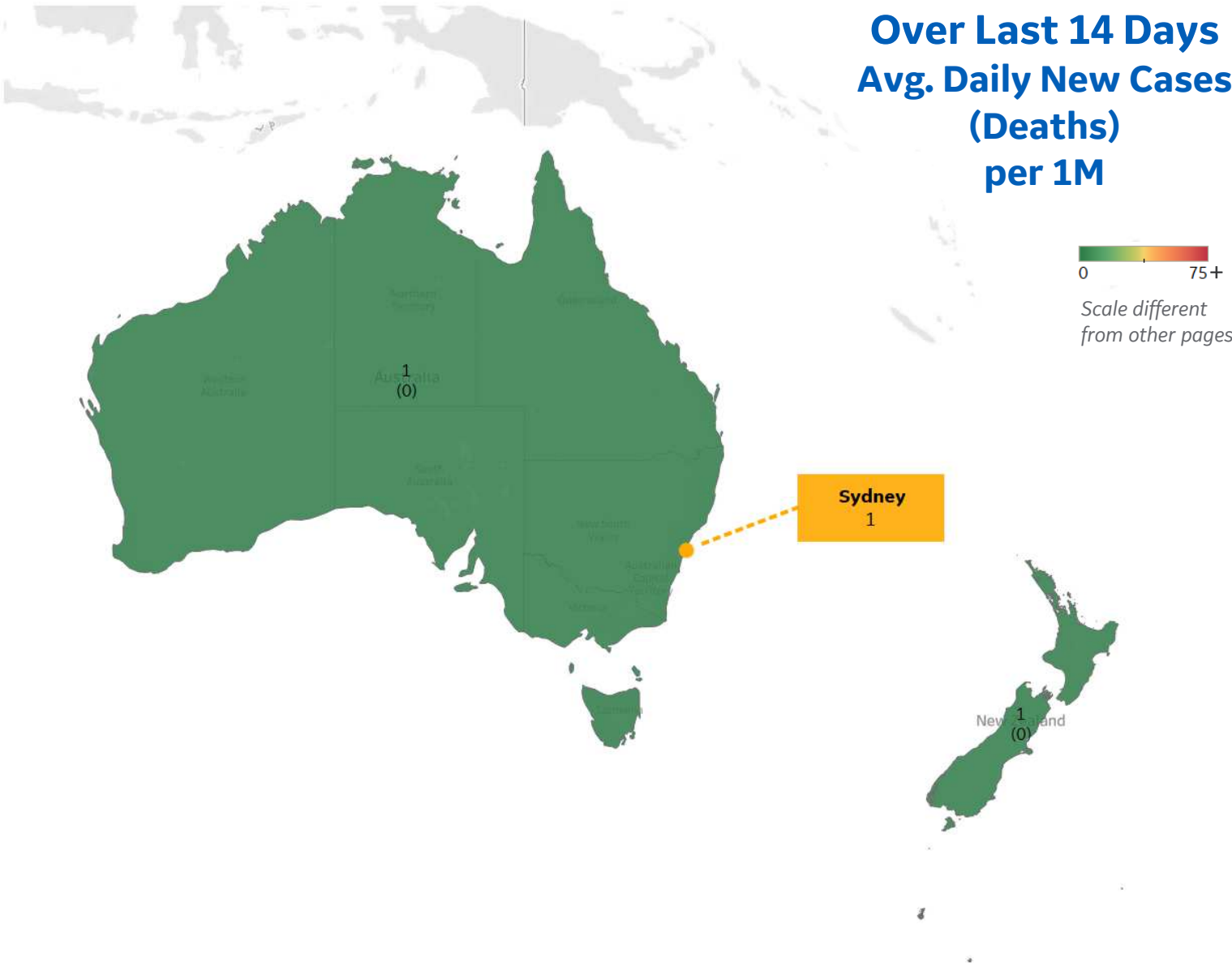
	Today	Change
Active Cases	48	+0%
Confirmed	1 new	+0.1%
Deaths	0 new	+0%
Recovered	0 new	+0%

Most Daily New Cases / 1M

New Zealand	1
Australia	1

* Excludes regions with population < 1M

Over Last 14 Days
Avg. Daily New Cases
(Deaths)
per 1M





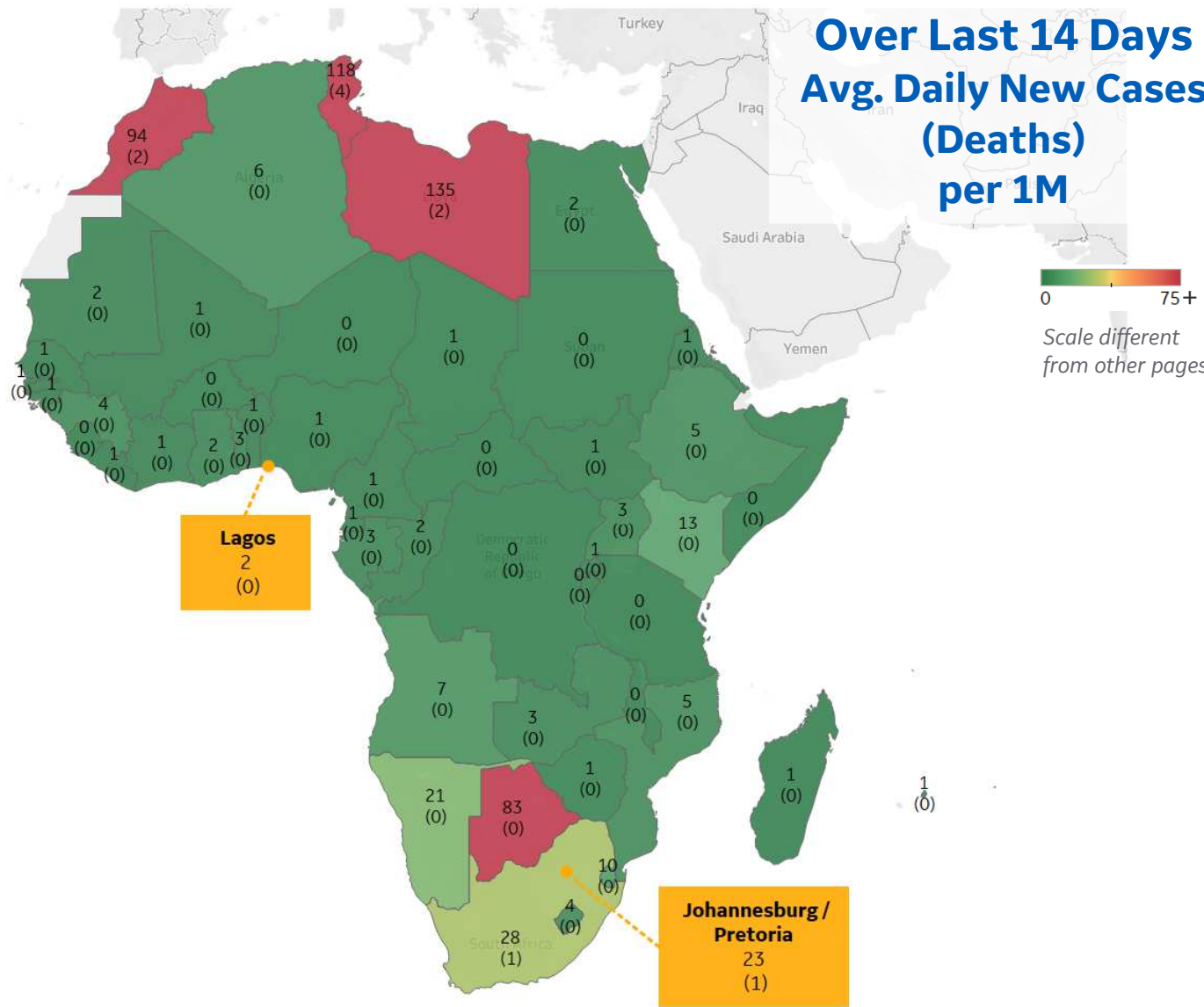
Per 1M in Region

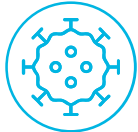
	Today	Change
Active Cases	211	+1%
Confirmed	8 new	+0.6%
Deaths	0.2 new	+0.5%
Recovered	6 new	+0.6%

Most Daily New Cases / 1M

Libya	135
Tunisia	118
Morocco	94
Botswana	83
South Africa	28
Namibia	21
Kenya	13
Eswatini	10
Angola	7
Algeria	6

* Excludes regions with population < 1M





Sources



** Per 1M = Per 1 Million Population unless otherwise noted

Johns Hopkins Coronavirus Resource Center:

<https://coronavirus.jhu.edu/map.html>

Worldometer Coronavirus Reporting:

<https://www.worldometers.info/coronavirus/>

Public Health England:

<https://www.gov.uk/government/publications/covid-19-track-coronavirus-cases>

US Department of Homeland Security, Homeland Infrastructure Foundation-Level Data:

<https://hifld-geoplatform.opendata.arcgis.com/datasets/hospitals>

City of New York, NYC Health:

<https://www1.nyc.gov/site/doh/covid/covid-19-data.page>

Chicago Coronavirus Latest Data:

<https://www.chicago.gov/city/en/sites/covid-19/home/latest-data.html>

National Health Commission of the PRC:

<http://www.nhc.gov.cn/xcs/yqtb/202003/bf66696029ba420098164607240074f8.shtml>

Korean Centers for Disease Control and Prevention:

http://www.cdc.go.kr/cdc_eng/

CDC, Severe Outcomes Among Patients with Coronavirus Disease 2019 (COVID-19):

<https://www.cdc.gov/mmwr/volumes/69/wr/mm6912e2.htm>

Italian Department of Civil Protection, COVID Monitoring:

<http://opendatadpc.maps.arcgis.com/apps/opsdashboard/index.html#/b0c68bce2cce478eaac82fe38d4138b1>

The COVID Tracking Project:

<https://covidtracking.com/data/>

UK Office for National Statistics

<https://www.ons.gov.uk/peoplepopulationandcommunity/birthsdeathsandmarriages/deaths/bulletins/deathsregisteredweeklyinenglandandwalesprovisional/weekending24april2020>

COVID-19 Information for Switzerland:

<https://www.corona-data.ch/>

The COVID Tracking Project

<https://covidtracking.com/data/api>

European Centre for Disease Prevention and Control

<https://www.ecdc.europa.eu/en/publications-data/download-data-hospital-and-icu-admission-rates-and-current-occupancy-covid-19>

Provincial Health Services Authority of Canada. BC Center for Disease Control:

<http://www.bccdc.ca/about/news-stories/stories/2020/information-on-novel-coronavirus>

Secretary of Health, Mexico:

<https://www.gob.mx/salud/en>

OECD Economic Outlooks, Statistics:

https://www.oecd-ilibrary.org/economics/data/oecd-economic-outlook-statistics-and-projections_eo-data-en

Public Health Authority of Sweden:

<https://www.folkhalsomyndigheten.se/smittskydd-beredskap/utbrott/aktuella-utbrott/covid-19/bekraftade-fall-i-sverige>

National Public Health Agency of France:

<https://www.santepubliquefrance.fr/regions/ile-de-france/documents/bulletin-regional/2020/covid-19-point-epidemiologique-en-ile-de-france-du-23-avril-2020>

Florida Department of Health, COVID-19 Response:

<https://floridahealthcovid19.gov>

CDC:

<https://www.cdc.gov/covid-data-tracker/index.html#demographics>

CDC Provisional COVID19 Deaths Counts

<https://data.cdc.gov/NCHS/Provisional-COVID-19-Death-Counts-by-Sex-Age-and-S/9bhg-hcku>

Johns Hopkins Coronavirus Resource Center:

<https://coronavirus.jhu.edu/map.html>

WHO Europe, Surveillance Report:

<http://www.euro.who.int/en/health-topics/health-emergencies/coronavirus-covid-19/weekly-surveillance-report>

WHO Europe, Principles for Transition:

<http://www.euro.who.int/en/media-centre/sections/statements/2020/statement-transition-to-a-new-normal-during-the-covid-19-pandemic-must-be-guided-by-public-health-principles>

World Health Organization, World Health Data Platform, Hospital Beds

[https://www.who.int/data/gho/data/indicators/indicator-details/GHO/hospital-beds-\(per-10-000-population\)](https://www.who.int/data/gho/data/indicators/indicator-details/GHO/hospital-beds-(per-10-000-population))