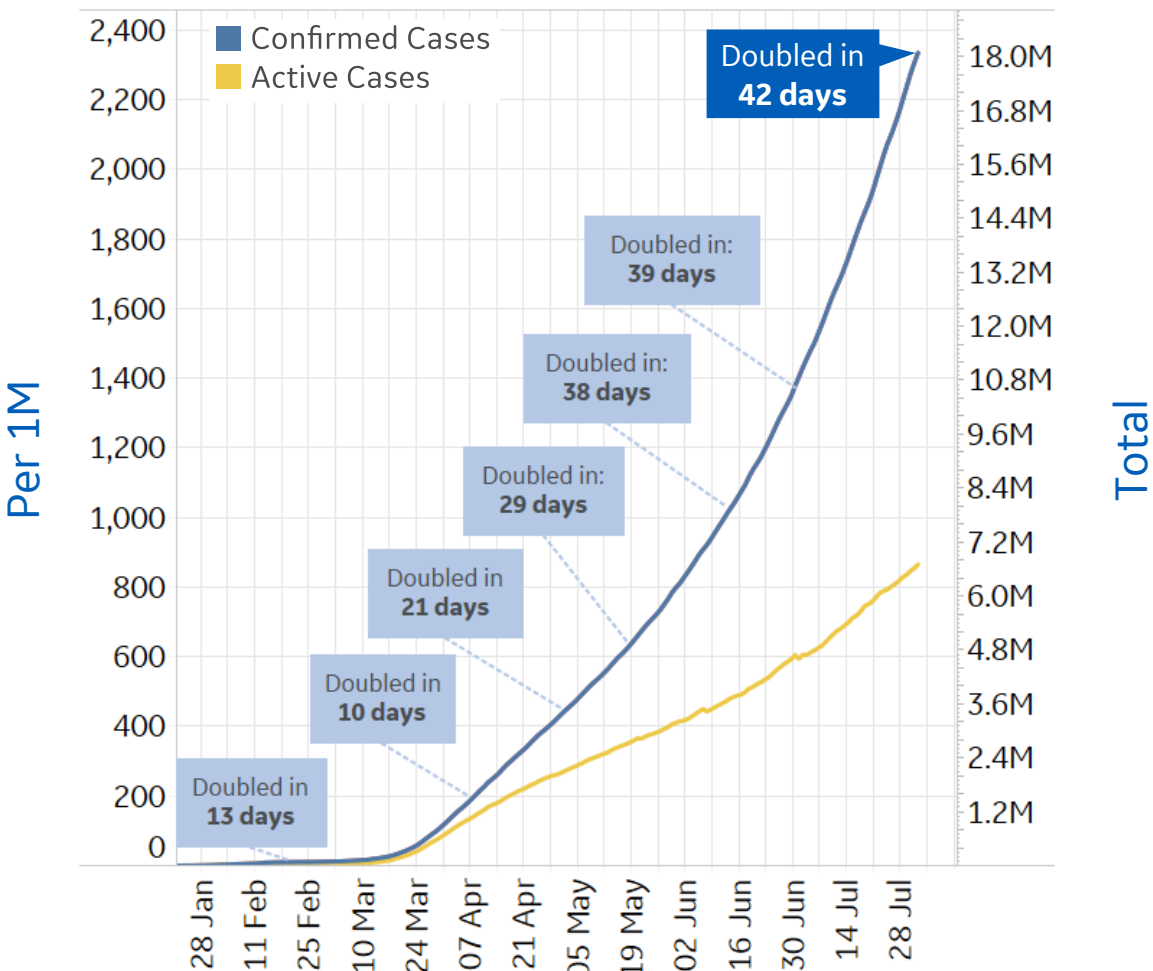




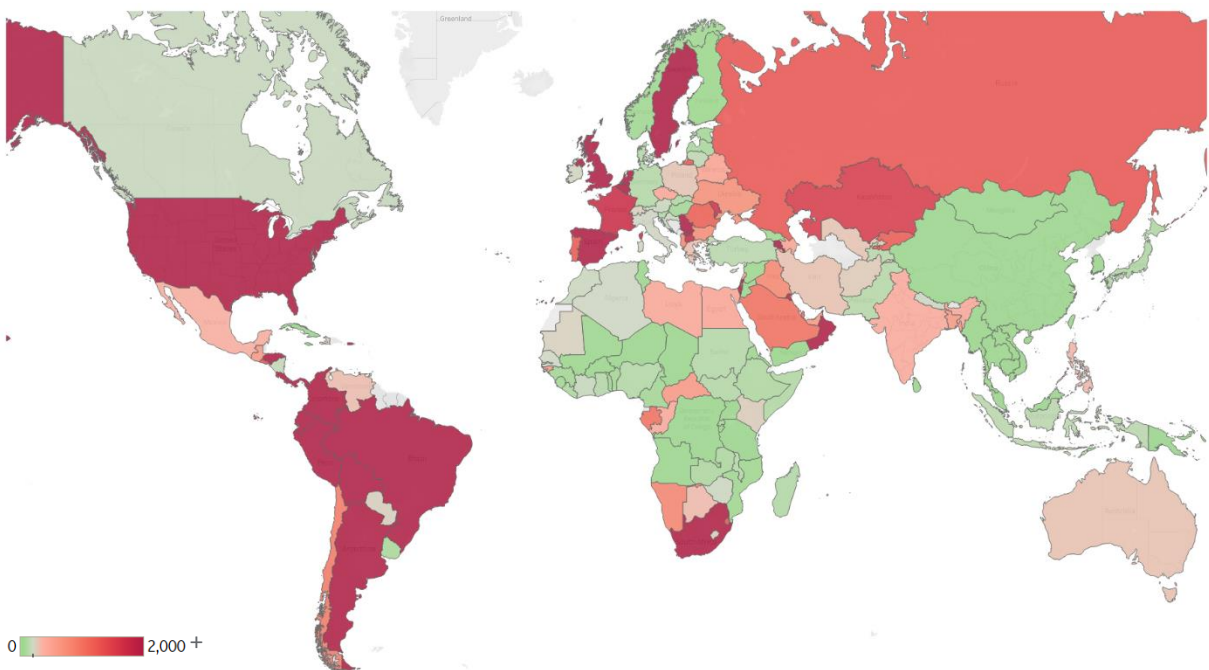
Global Confirmed & Active Cases

Trend since 22 Jan



Today per 1M

Active cases = Confirmed - Recovered - Deaths



Per 1M:	Today		Change
Active Today	865		+1%
Active	11	new	+1%
Confirmed	30	new	+1%
Deaths	1	new	+1%
Recovered	18	new	+1%



New Confirmed Cases & New Deaths

Key

North America

Europe

Middle East

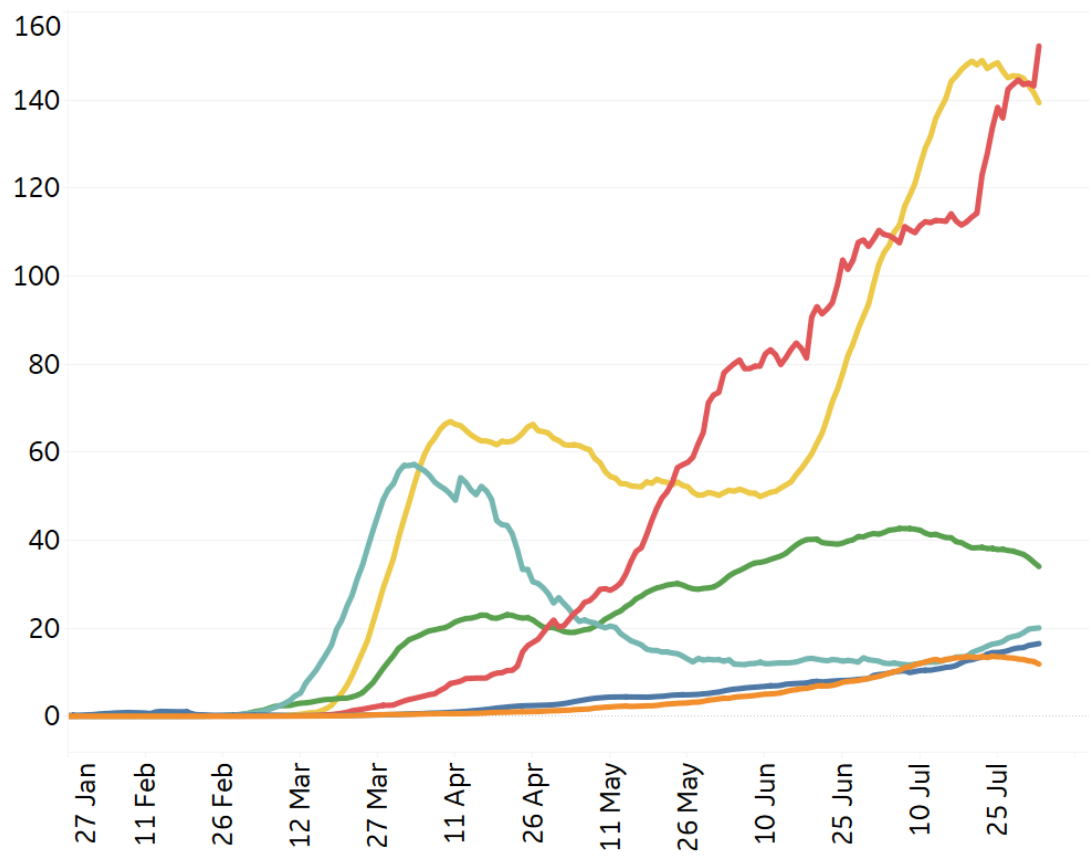
Central/South America

Asia

Africa

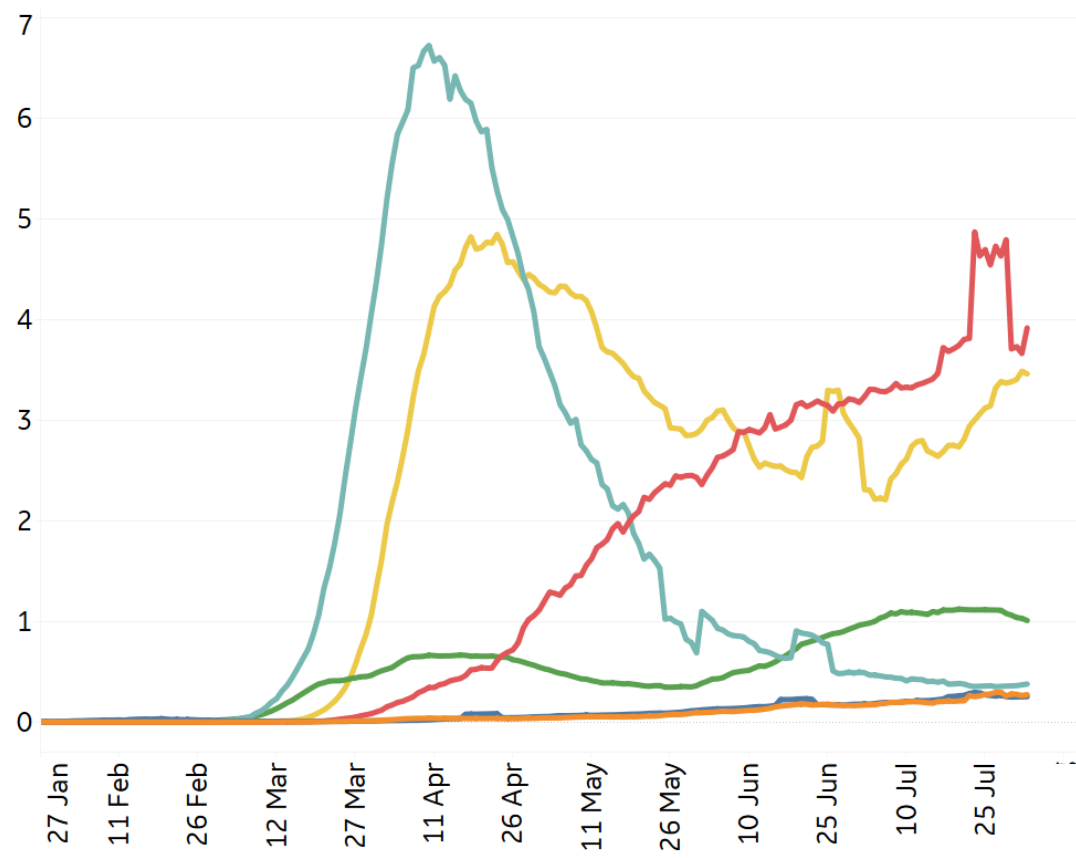
New Confirmed Cases / 1M

7-day rolling average



New Deaths / 1M

7-day rolling average





Top 50 Countries: Per 1M

1 - 25

	Active Today	Today			Total since 22 Jan		
		Confirmed	Deaths	Recovered	Total Confirmed	Total Deaths	Total Recovered
Belgium	3,660	39	0	2	6,027	849	1,518
UK	3,809	11	0	0	4,512	682	21
Spain	2,346	0	0	0	6,171	608	3,216
Peru	3,489	648	18	214	13,007	595	8,922
Sweden	7,394	0	0	0	7,963	569	0
Chile	927	108	4	100	18,818	503	17,389
US	9,198	144	1	20	14,102	468	4,437
France	1,734	0	0	0	3,450	464	1,253
Brazil	2,713	121	3	117	12,861	443	9,705
Netherlands	2,862	23	0	0	3,234	360	12
Panama	5,781	248	5	222	15,633	341	9,511
Ecuador	2,510	0	0	0	4,888	325	2,053
EU	1,074	8	0	4	3,282	306	1,902
Bolivia	4,527	117	8	16	6,867	270	2,069
Armenia	2,884	71	2	65	13,178	254	10,040
North Macedo..	1,764	78	2	88	5,306	239	3,303
Kyrgyzstan	1,232	64	2	131	5,628	216	4,180
Colombia	2,747	225	6	129	6,243	209	3,287
Moldova	1,675	62	1	61	6,287	196	4,417
Portugal	1,250	15	0	20	5,047	170	3,627
South Africa	2,628	138	4	81	8,624	141	5,855
Honduras	3,637	52	1	10	4,361	139	585
Kosovo	1,998	377	20	216	4,768	135	2,635
Romania	1,205	56	2	13	2,765	125	1,434
Iraq	805	61	2	64	3,211	121	2,284

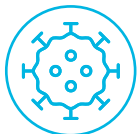
26 - 50

	Active Today	Today			Total since 22 Jan		
		Confirmed	Deaths	Recovered	Total Confirmed	Total Deaths	Total Recovered
Dom. Rep.	3,026	76	1	67	6,660	109	3,525
Bos. and Herz.	1,717	128	4	108	3,748	107	1,924
Kuwait	1,930	108	1	161	15,902	107	13,865
Russia	1,276	37	0	25	5,820	97	4,447
Bahrain	1,600	203	0	268	24,410	86	22,724
Saudi Arabia	1,029	39	1	73	8,009	84	6,896
Oman	3,391	0	0	0	15,501	82	12,028
Argentina	2,417	119	1	56	4,468	81	1,970
El Salvador	1,287	61	1	21	2,690	72	1,331
Serbia	2,930	36	1	0	2,998	68	0
Israel	3,073	69	1	66	8,413	62	5,277
Qatar	1,094	68	1	70	38,565	61	37,410
Eq. Guinea	1,822	0	0	0	3,436	59	1,555
Albania	811	43	2	20	1,918	58	1,049
Bulgaria	741	17	0	4	1,721	56	924
Kazakhstan	1,564	122	0	90	4,935	42	3,329
Ukraine	715	26	0	6	1,687	40	932
Eswatini	1,308	59	0	0	2,392	37	1,046
Costa Rica	2,793	155	2	11	3,725	32	900
Gabon	1,014	0	0	0	3,384	22	2,347
Bangladesh	612	5	0	4	1,462	19	831
West Bank an..	1,493	30	0	15	2,691	18	1,180
Singapore	1,004	54	0	32	9,029	5	8,021
Namibia	825	28	0	7	903	4	74
Total World	865	30	1	18	2,334	89	1,380

Several countries are revising and updating case counts

Confirmed Cases in **Colombia** increased 24% (+60,550 cases) in the last week

Sorted by Total Deaths / 1M
Top 50 countries selected by Active Cases / 1M
Excluded countries with population < 1M



Top 50 Countries: Raw Volume



1 - 25

	Active Cases	Today			Total since 22 Jan		
		Confirmed	Deaths	Recovered	Total Confirmed	Total Deaths	Total Recovered
US	3,044,406	47,511	413	6,804	4,667,955	154,860	1,468,689
EU	478,189	3,706	61	1,493	1,461,212	136,280	846,743
Brazil	576,697	25,800	541	24,894	2,733,677	94,104	2,062,876
Mexico	48,773	4,853	274	7,660	439,046	47,746	342,527
UK	258,579	747	8	3	306,309	46,286	1,444
India	579,357	52,972	771	40,574	1,803,695	38,135	1,186,203
Italy	12,456	238	8	231	248,070	35,154	200,460
France	113,166	0	0	0	225,198	30,268	81,764
Spain	109,701	0	0	0	288,522	28,445	150,376
Peru	115,049	21,358	593	7,060	428,850	19,614	294,187
Iran	24,145	2,685	208	2,272	309,437	17,190	268,102
Russia	186,212	5,387	70	3,645	849,277	14,104	648,961
Colombia	139,762	11,470	320	6,531	317,651	10,650	167,239
Belgium	42,414	447	0	17	69,849	9,845	17,590
Chile	17,712	2,073	75	1,904	359,731	9,608	332,411
Germany	9,158	215	0	272	211,220	9,154	192,908
Canada	6,577	245	4	129	118,768	8,990	103,201
South Africa	155,892	8,195	213	4,766	511,485	8,366	347,227
Netherlands	49,033	387	2	6	55,408	6,169	206
Pakistan	25,146	1,394	25	1,400	279,699	5,976	248,577
Sweden	74,679	0	0	0	80,422	5,743	0
Ecuador	44,283	0	0	0	86,232	5,736	36,213
Turkey	10,634	987	18	978	232,856	5,728	216,494
Indonesia	37,244	1,519	43	1,056	111,455	5,236	68,975
Iraq	32,397	2,447	63	2,611	129,151	4,868	91,886

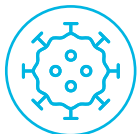
26 - 50

	Active Cases	Today			Total since 22 Jan		
		Confirmed	Deaths	Recovered	Total Confirmed	Total Deaths	Total Recovered
Egypt	47,163	167	31	1,318	94,483	4,865	42,455
China	2,298	158	2	111	87,985	4,669	81,018
Argentina	109,245	5,376	52	2,527	201,919	3,648	89,026
Bangladesh	100,753	886	22	586	240,746	3,154	136,839
Bolivia	52,844	1,360	89	188	80,153	3,153	24,156
Saudi Arabia	35,837	1,357	30	2,533	278,835	2,917	240,081
Romania	23,181	1,075	34	246	53,186	2,413	27,592
Philippines	35,569	4,953	20	292	103,185	2,059	65,557
Guatemala	10,895	327	36	543	51,306	1,995	38,416
Ukraine	31,257	1,152	16	239	73,761	1,749	40,755
Portugal	12,741	153	1	201	51,463	1,738	36,984
Poland	10,454	548	10	335	46,894	1,731	34,709
Panama	24,944	1,070	22	957	67,453	1,471	41,038
Honduras	36,026	512	9	100	43,197	1,377	5,794
Dom. Rep.	32,821	828	8	735	72,243	1,178	38,244
Nigeria	22,645	304	5	221	43,841	888	20,308
Kazakhstan	29,358	2,295	0	1,686	92,662	793	62,511
Belarus	4,604	121	4	210	68,067	567	62,896
Israel	26,602	597	10	575	72,815	536	45,677
Kuwait	8,241	463	4	688	67,911	457	59,213
Oman	17,317	0	0	0	79,159	421	61,421
UAE	6,033	239	0	360	60,999	351	54,615
Qatar	3,151	196	3	201	111,107	177	107,779
Singapore	5,872	313	0	186	52,825	27	46,926
Total World	6,699,420	228,657	4,286	136,774	18,079,126	689,347	10,690,359

Several countries are revising and updating case counts

Global Confirmed Cases now exceed **18M**

Sorted by Total Deaths
Top 50 countries selected by Total Confirmed Cases
Excluded countries with population < 1M



United States: Per 1M



1 - 26

	Active Today	Today			Total since 22 Jan		
		Confirmed	Deaths	Recovered	Total Confirmed	Total Deaths	Total Recovered
New Jersey	15,091	36	1	0	20,530	1,783	3,656
New York	15,954	27	1	5	21,400	1,681	3,764
Massachuse..	1,774	61	2	0	17,186	1,253	14,160
Connecticut	10,312	0	0	0	13,971	1,243	2,416
Rhode Island	15,285	0	0	0	17,956	951	1,721
Louisiana	8,926	746	12	0	25,759	862	15,971
DC	2,271	0	0	77	17,084	827	13,985
Michigan	2,531	43	0	0	9,188	647	6,010
Illinois	13,850	116	1	0	14,459	609	N/A
Delaware	6,294	74	0	24	15,352	601	8,457
Maryland	13,406	150	1	0	14,932	581	945
Mississippi	7,990	226	3	0	20,346	572	11,784
Pennsylvania	1,912	44	0	39	9,220	564	6,743
Arizona	20,785	201	2	48	24,519	517	3,217
Indiana	2,603	109	1	59	10,079	442	7,034
Georgia	17,833	298	1	0	18,194	362	N/A
S. Carolina	11,100	231	5	0	17,827	345	6,382
Alabama	11,098	427	5	0	18,650	332	7,220
Florida	22,351	331	3	0	22,681	330	N/A
Colorado	7,034	80	0	4	8,285	320	931
New Mexico	5,759	105	1	70	10,023	312	3,952
New Hamps..	311	15	1	0	4,879	307	4,261
Ohio	1,806	81	1	92	7,959	302	5,851
Minnesota	966	135	1	129	9,920	293	8,661
Iowa	3,769	136	1	42	14,492	278	10,444
Nevada	15,663	367	0	0	16,299	270	366

27 - 51

	Active Today	Today			Total since 22 Jan		
		Confirmed	Deaths	Recovered	Total Confirmed	Total Deaths	Total Recovered
Virginia	9,075	115	0	12	10,753	260	1,419
California	12,725	141	1	0	12,962	238	N/A
Texas	5,472	117	0	0	15,455	237	9,746
Washington	7,430	83	1	0	7,639	210	N/A
Missouri	8,295	90	0	0	8,503	208	N/A
N. Carolina	2,960	126	0	0	11,950	189	8,801
Nebraska	3,642	161	0	79	13,804	172	9,990
Kentucky	4,993	103	0	0	6,980	166	1,821
Wisconsin	1,720	158	0	117	9,433	163	7,551
Tennessee	5,869	211	1	120	16,053	157	10,026
Arkansas	2,423	211	2	0	14,517	154	11,940
South Dakota	1,030	99	1	101	10,123	153	8,940
Oklahoma	1,732	125	0	136	9,660	139	7,789
North Dakota	1,521	76	3	0	8,739	138	7,081
Kansas	9,039	96	1	0	9,567	124	404
Idaho	7,704	0	0	83	11,813	110	3,999
Utah	3,579	148	0	200	12,843	97	9,167
Maine	333	16	0	7	2,944	92	2,520
Vermont	210	8	0	11	2,285	91	1,984
Oregon	3,532	66	0	0	4,528	77	918
West Virginia	1,029	67	1	22	3,827	65	2,732
Montana	1,559	105	0	9	3,923	57	2,307
Wyoming	1,052	67	0	35	4,852	45	3,755
Alaska	3,177	197	0	3	4,484	33	1,274
Hawaii	669	32	0	18	1,583	18	896

N/As are due to states revising and updating case counts

82% (9,870) of confirmed cases in **DC** are reported as recovered

Sorted by Total Deaths / 1M



United States: Raw Volume

1 - 26

		Today			Total since 22 Jan		
	Active Cases	Confirmed	Deaths	Recovered	Total Confirmed	Total Deaths	Total Recovered
New York	310,366	531	16	88	416,298	32,710	73,222
New Jersey	134,039	321	6	0	182,350	15,836	32,475
California	502,779	5,562	51	0	512,175	9,396	N/A
Massachuse..	12,225	418	12	0	118,458	8,638	97,595
Illinois	175,510	1,470	14	0	183,224	7,714	N/A
Pennsylvania	24,482	565	4	497	118,033	7,223	86,328
Florida	480,048	7,104	62	0	487,132	7,084	N/A
Texas	158,663	3,407	13	0	448,145	6,878	282,604
Michigan	25,279	426	0	0	91,758	6,457	60,022
Connecticut	36,765	0	0	0	49,810	4,432	8,613
Louisiana	41,494	3,467	58	0	119,747	4,007	74,246
Georgia	189,337	3,165	15	0	193,177	3,840	N/A
Arizona	151,289	1,465	18	349	178,467	3,765	23,413
Ohio	21,108	944	14	1,075	93,031	3,529	68,394
Maryland	81,046	909	9	0	90,274	3,515	5,713
Indiana	17,527	735	4	400	67,857	2,975	47,355
Virginia	77,456	981	3	101	91,782	2,218	12,108
N. Carolina	31,045	1,324	4	0	125,330	1,983	92,302
Colorado	40,506	460	0	25	47,709	1,844	5,359
S. Carolina	57,152	1,189	26	0	91,788	1,777	32,859
Mississippi	23,779	672	10	0	60,553	1,703	35,071
Minnesota	5,446	759	8	728	55,947	1,654	48,847
Alabama	54,416	2,095	24	0	91,444	1,627	35,401
Washington	56,577	632	4	0	58,173	1,596	N/A
Missouri	50,908	552	0	0	52,184	1,276	N/A

27 - 51

		Today			Total since 22 Jan		
	Active Cases	Confirmed	Deaths	Recovered	Total Confirmed	Total Deaths	Total Recovered
Tennessee	40,083	1,443	6	820	109,627	1,073	68,471
Rhode Island	16,192	0	0	0	19,022	1,007	1,823
Wisconsin	10,012	922	1	680	54,924	948	43,964
Iowa	11,893	430	4	133	45,723	878	32,952
Nevada	48,246	1,131	0	0	50,205	832	1,127
Kentucky	22,308	462	2	0	31,185	742	8,135
New Mexico	12,076	220	3	147	21,016	654	8,286
Delaware	6,129	72	0	23	14,949	585	8,235
DC	1,603	0	0	54	12,057	584	9,870
Oklahoma	6,855	494	1	538	38,225	550	30,820
Arkansas	7,312	637	6	0	43,810	464	36,034
New Hamps..	423	20	1	0	6,634	417	5,794
Kansas	26,332	279	3	0	27,871	361	1,178
Nebraska	7,045	311	0	153	26,702	332	19,325
Oregon	14,899	280	1	0	19,097	326	3,872
Utah	11,475	473	1	642	41,175	311	29,389
Idaho	13,767	0	0	148	21,110	197	7,146
South Dakota	911	88	1	89	8,955	135	7,909
Maine	448	21	0	10	3,958	123	3,387
West Virginia	1,844	120	1	39	6,858	117	4,897
North Dakota	1,159	58	2	0	6,660	105	5,396
Montana	1,666	112	0	10	4,193	61	2,466
Vermont	131	5	0	7	1,426	57	1,238
Wyoming	609	39	0	20	2,808	26	2,173
Hawaii	947	45	0	26	2,242	26	1,269
Alaska	2,324	144	0	2	3,280	24	932

N/As are due to states revising and updating case counts

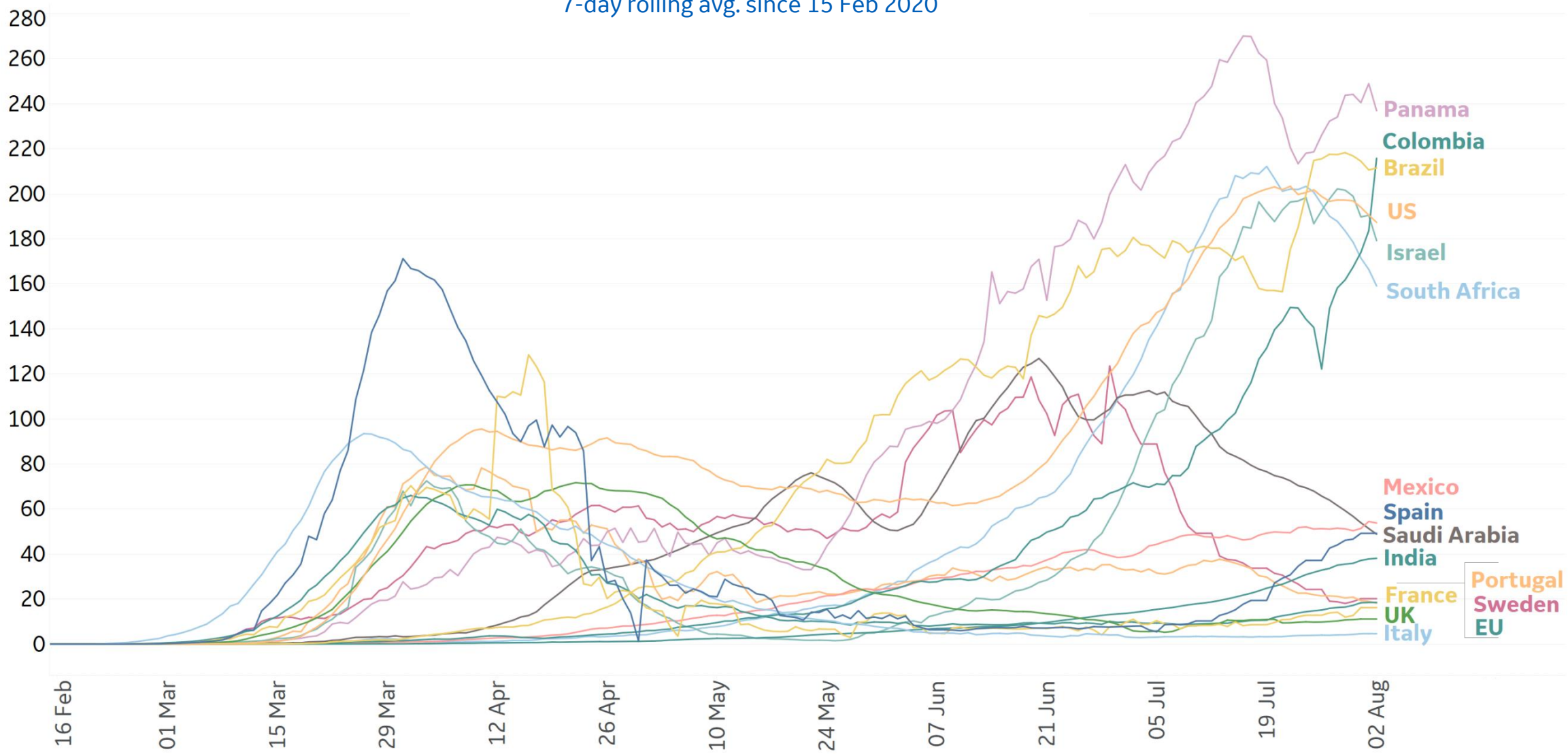
Confirmed Cases in **Florida** increased 13% (+54,385 cases) in the last week

Sorted by volume of Total Deaths



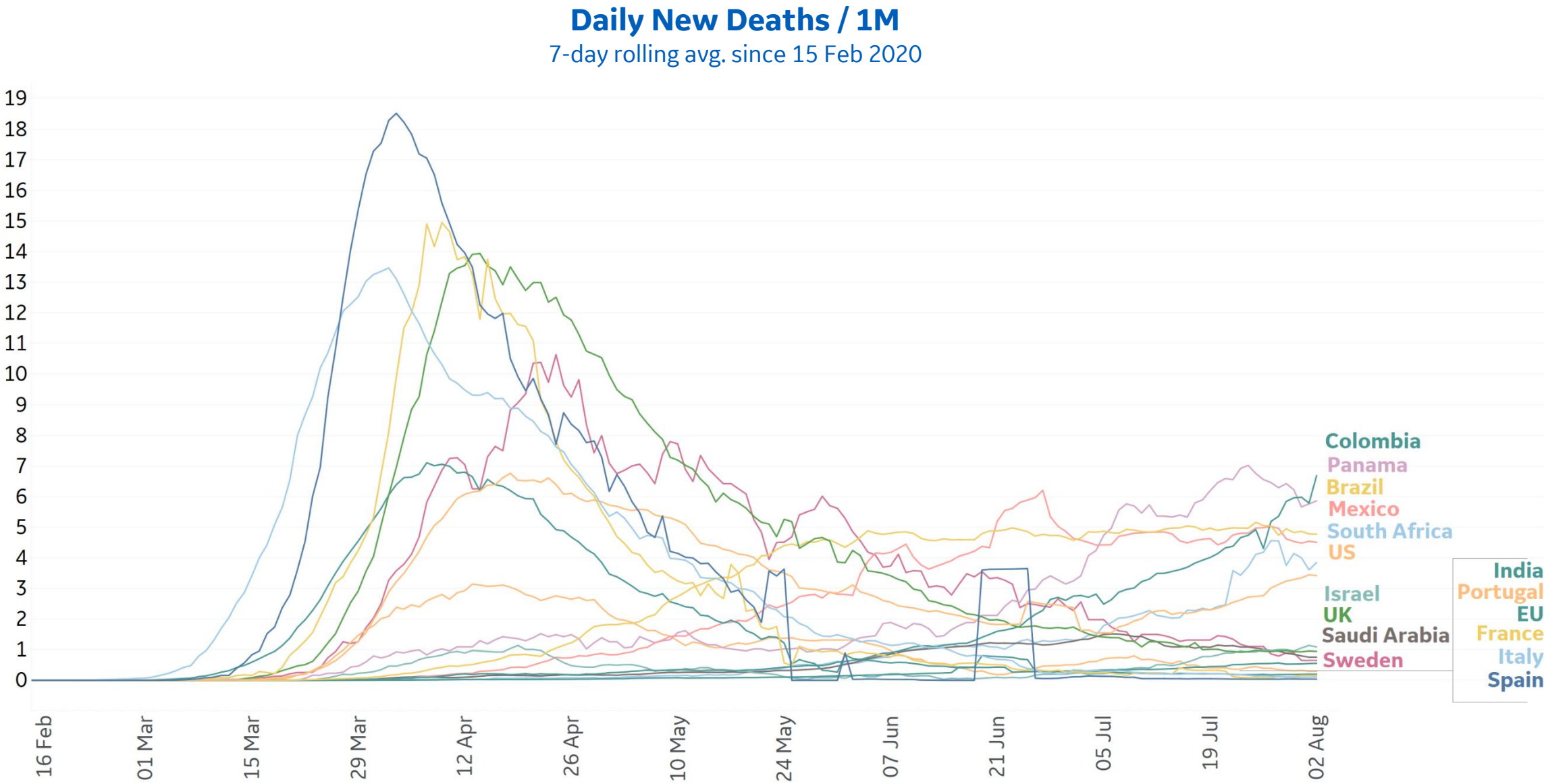
New Confirmed Cases in Select Countries

Daily New Confirmed Cases / 1M
7-day rolling avg. since 15 Feb 2020





New Deaths in Select Countries

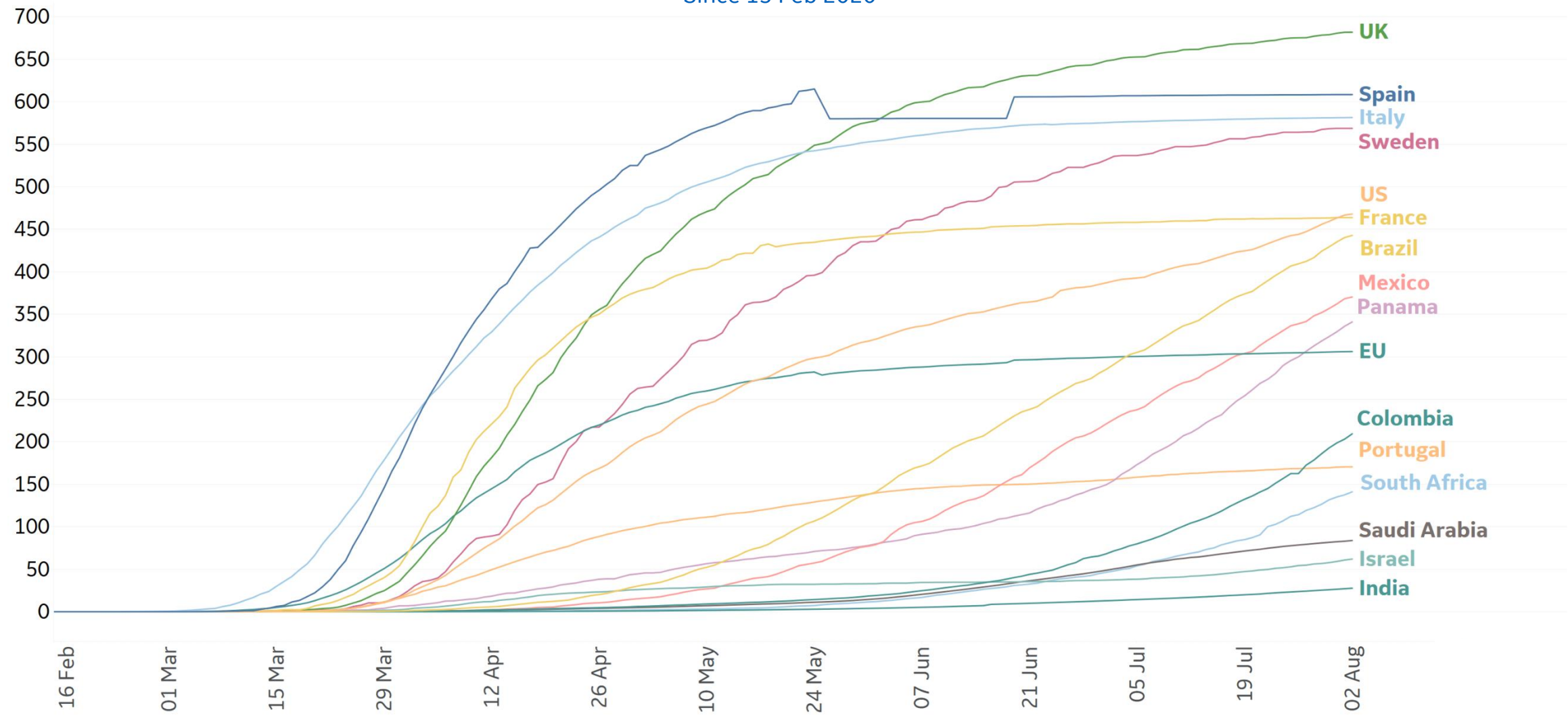




Cumulative Deaths in Select Countries

Updated 3 August 2020, 3:30 GMT

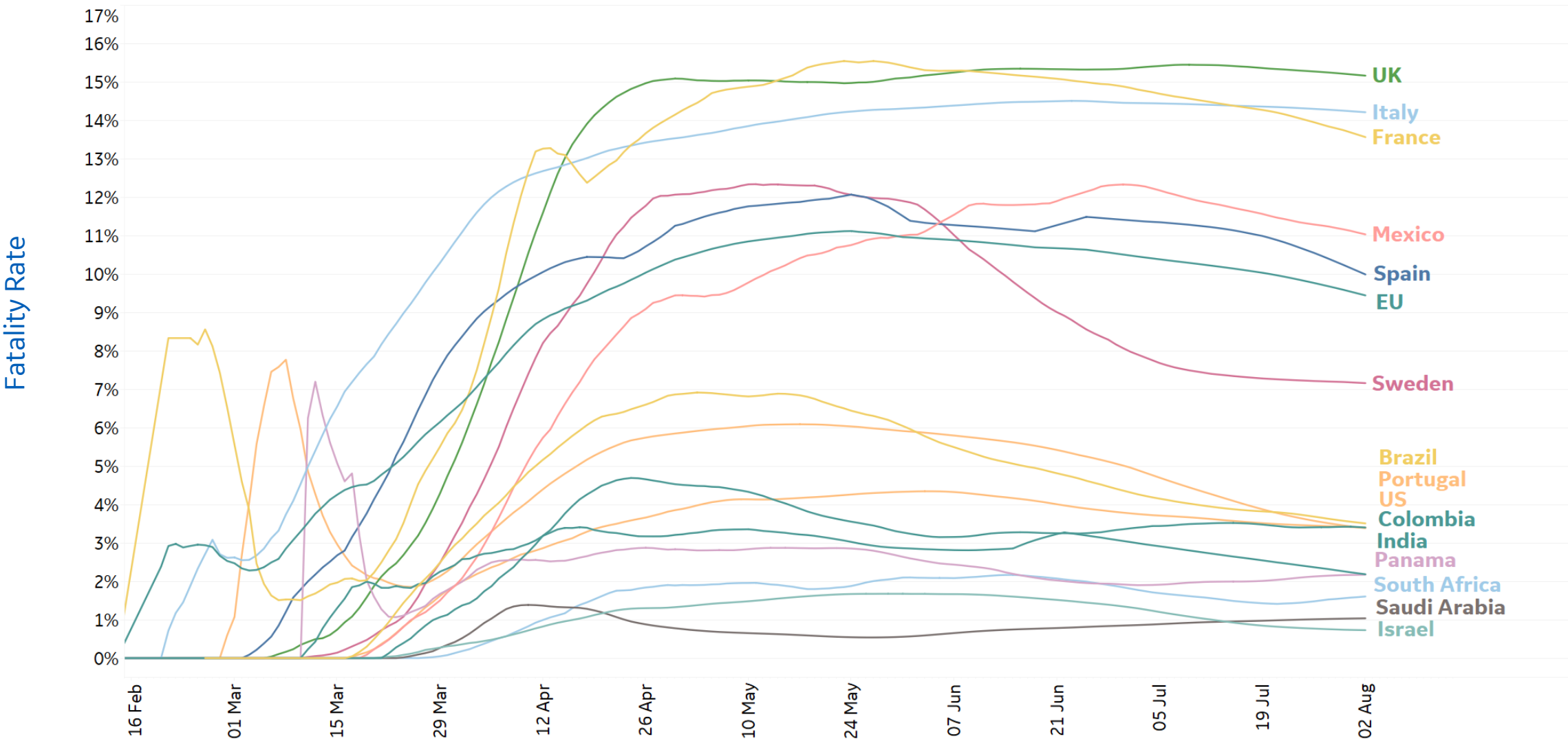
Cumulative Deaths / 1M
Since 15 Feb 2020





Fatality Rate in Select Countries

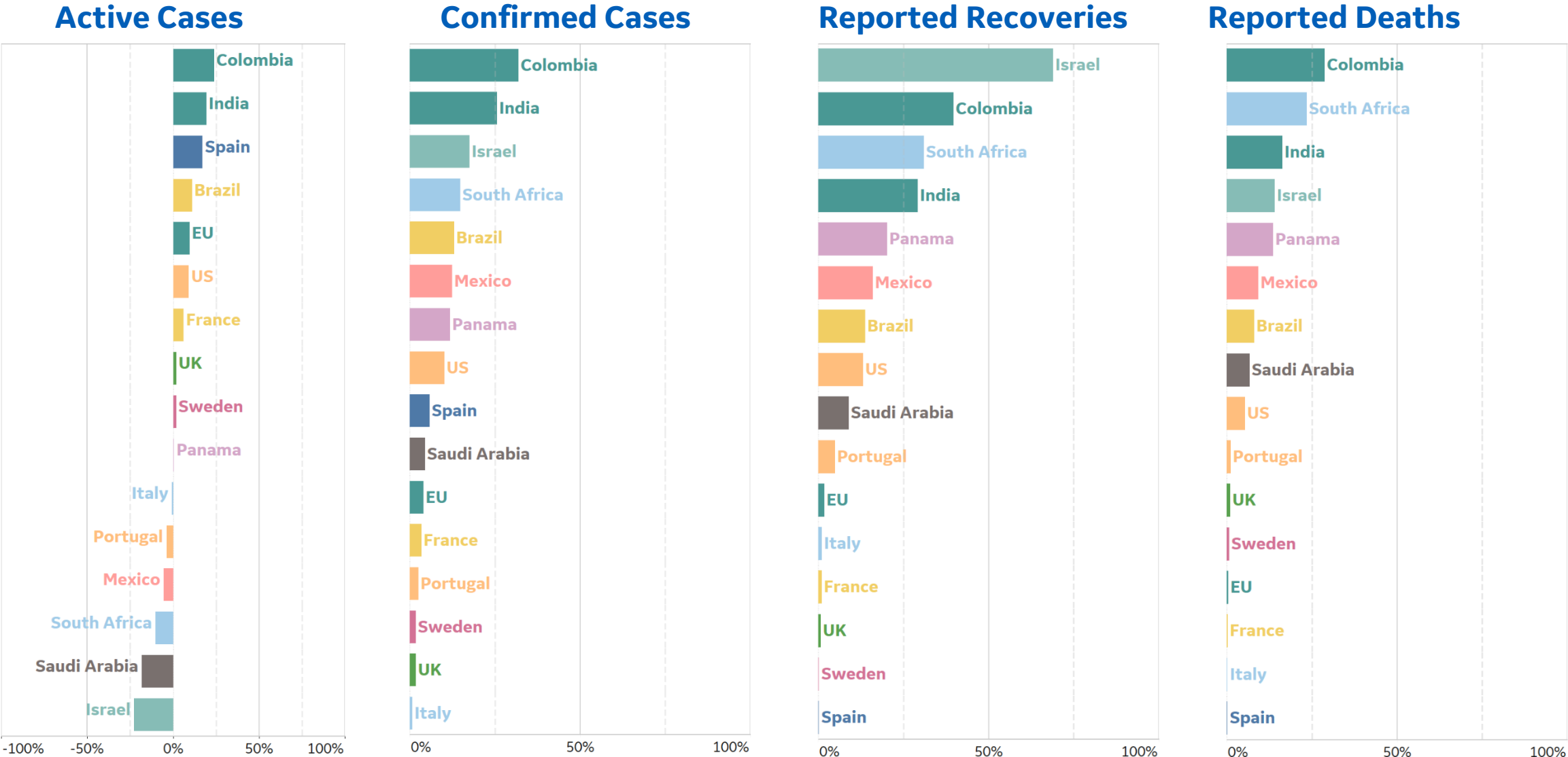
Deaths / Confirmed Cases
7-day rolling avg. since 15 Feb 2020





% Change in Case Volume in Select Countries

Over Previous 7 days

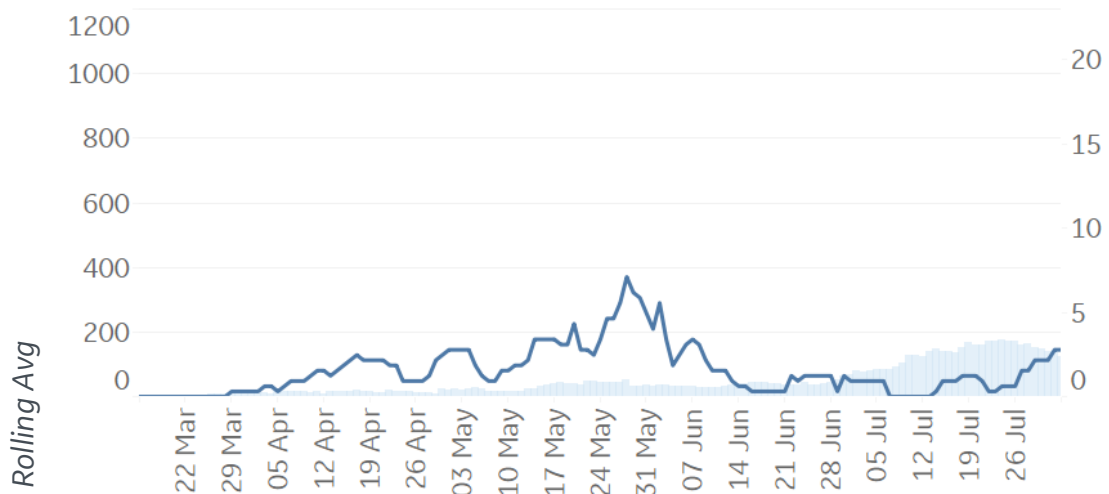




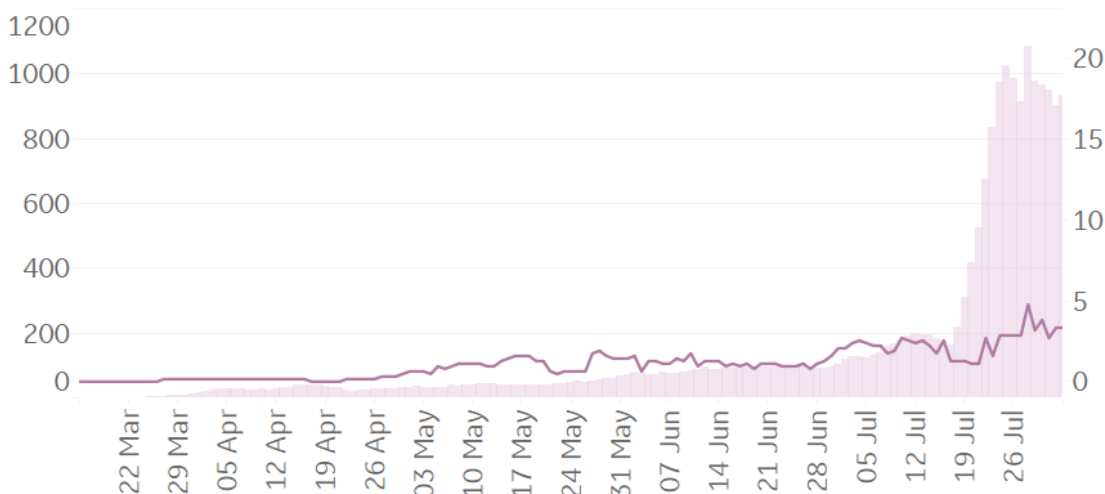
Feature: Trends in CC Ecosystem Cities

Asheville, NC

Daily New Confirmed Cases / 1M (Bars)



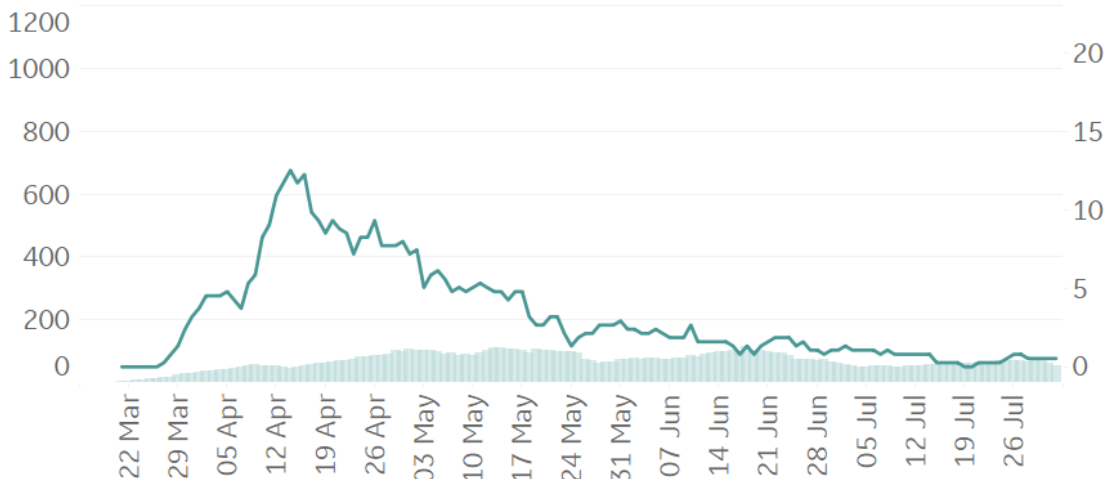
Bakersfield, CA



Baltimore, MD



Bradford, UK



Daily New Deaths / 1M (Lines)
7-day Rolling Avg



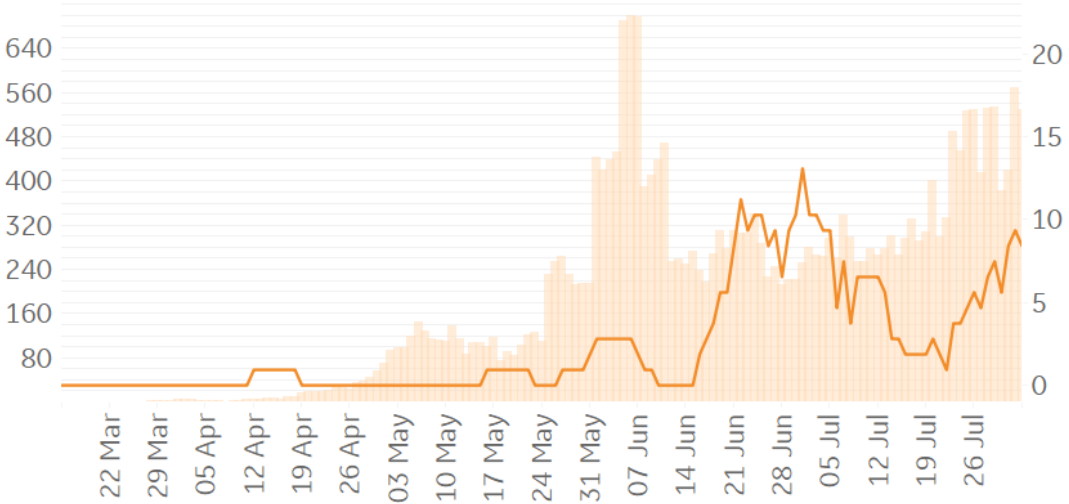
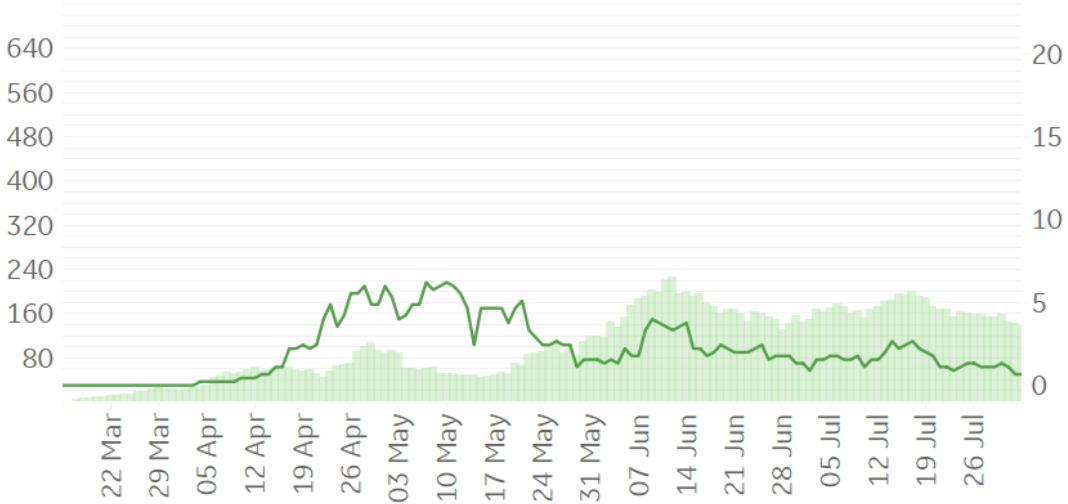
Feature: Trends in CC Ecosystem Cities

Durham, NC

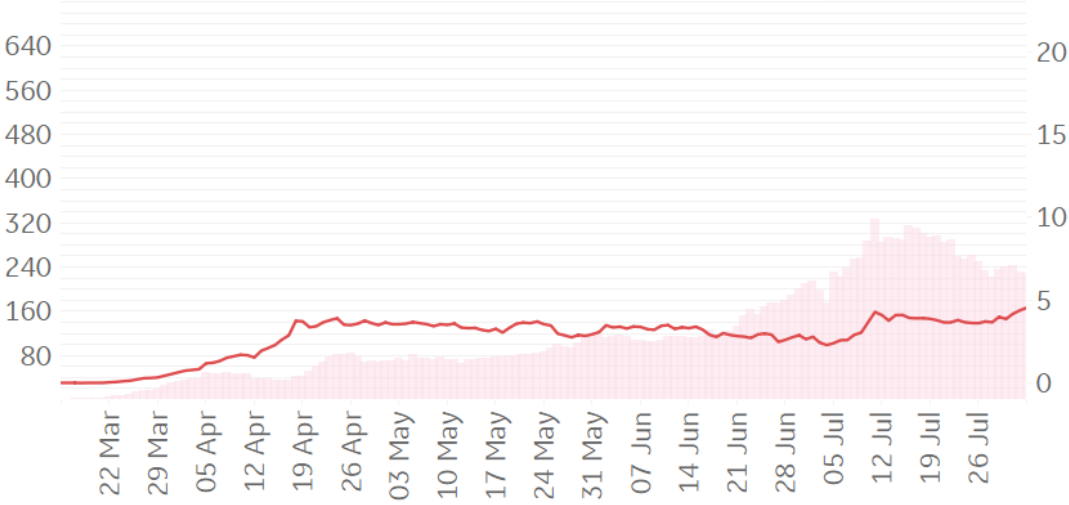
Hanford, CA

Daily New Confirmed Cases / 1M (Bars)

7-day Rolling Avg



Los Angeles, CA



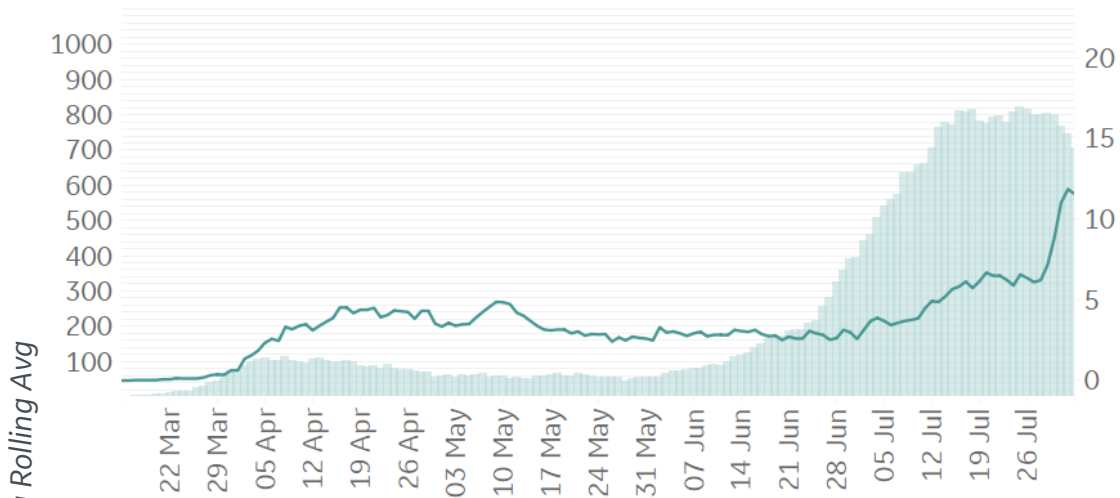
Daily New Deaths / 1M (Lines)
7-day Rolling Avg



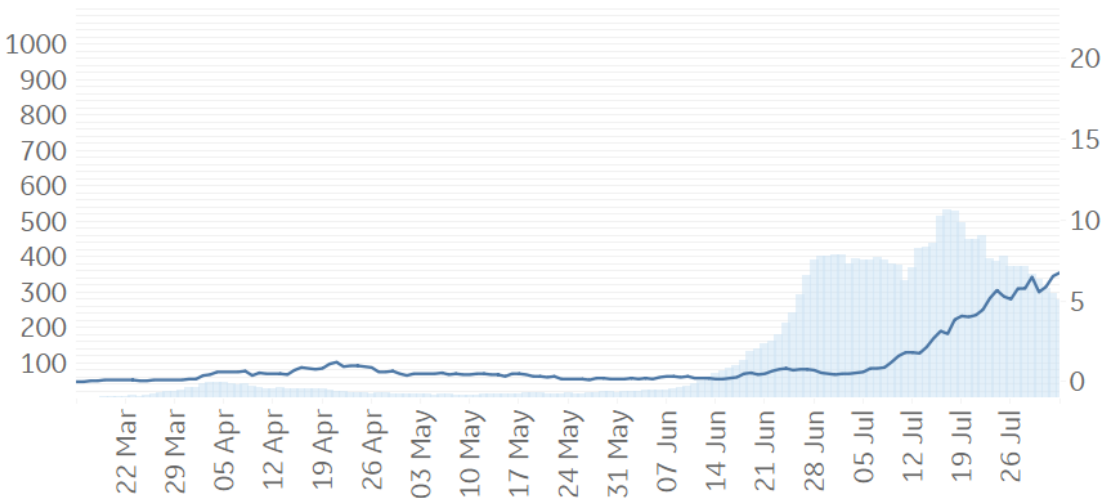
Feature: Trends in CC Ecosystem Cities

Miami, FL

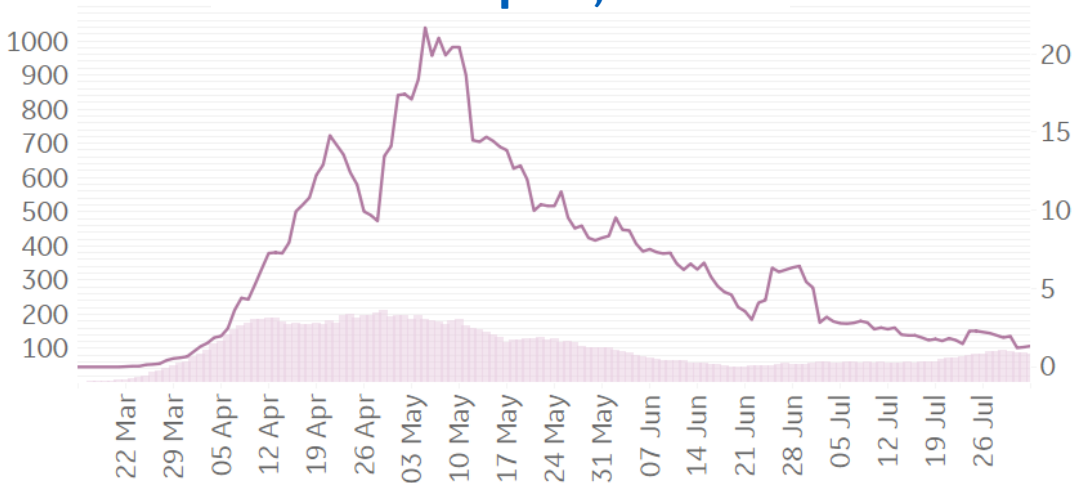
Daily New Confirmed Cases / 1M (Bars)



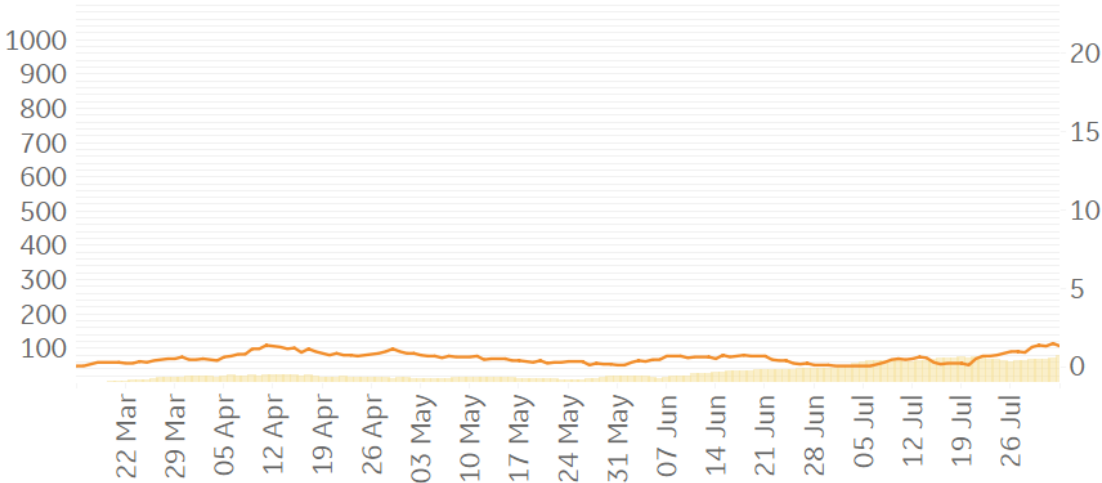
Orlando, FL



Philadelphia, PA



Portland, OR

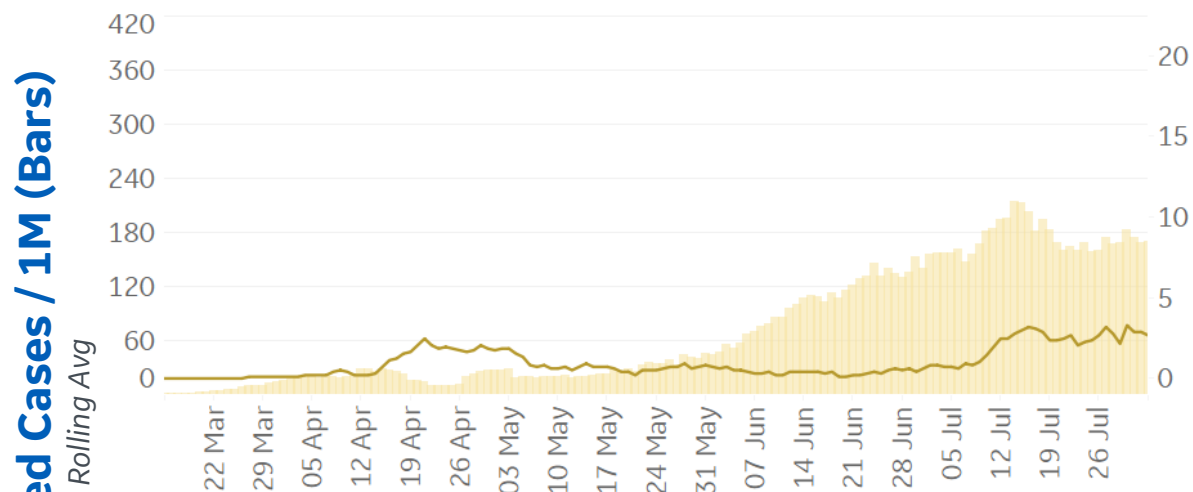


Daily New Deaths / 1M (Lines)
7-day Rolling Avg

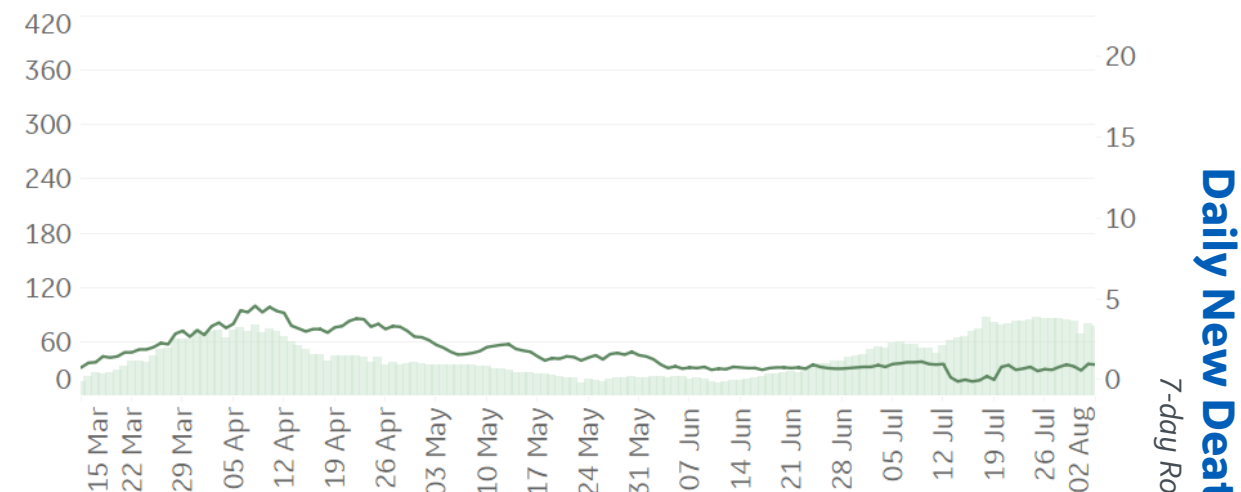


Feature: Trends in CC Ecosystem Cities

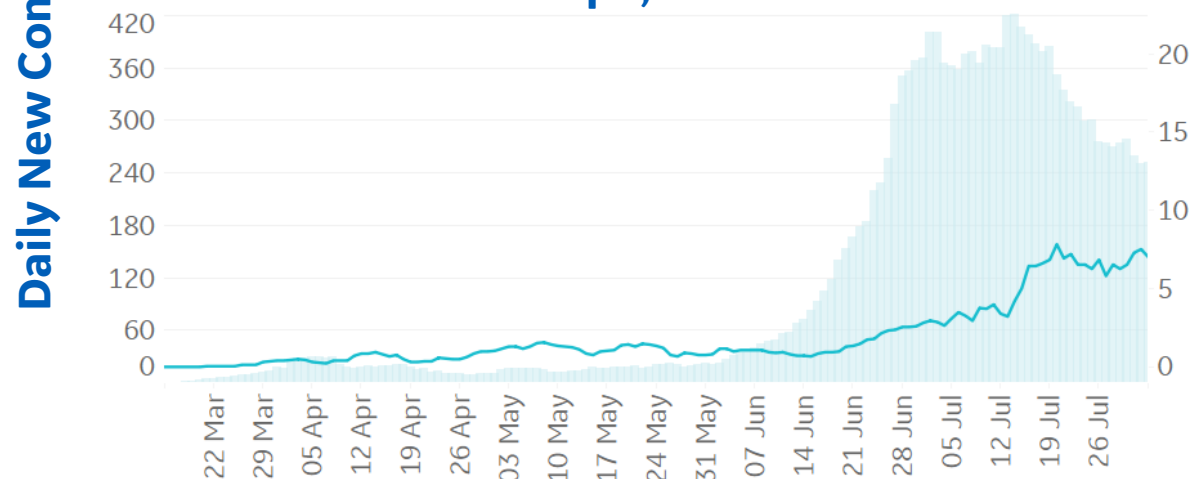
Raleigh, NC



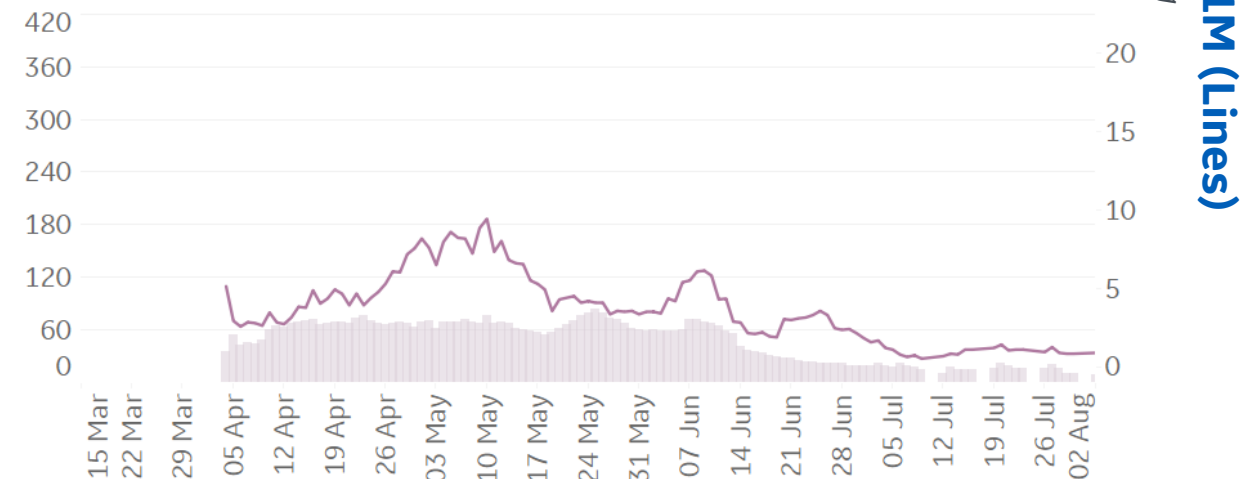
Seattle, WA



Tampa, FL



Toronto, Canada





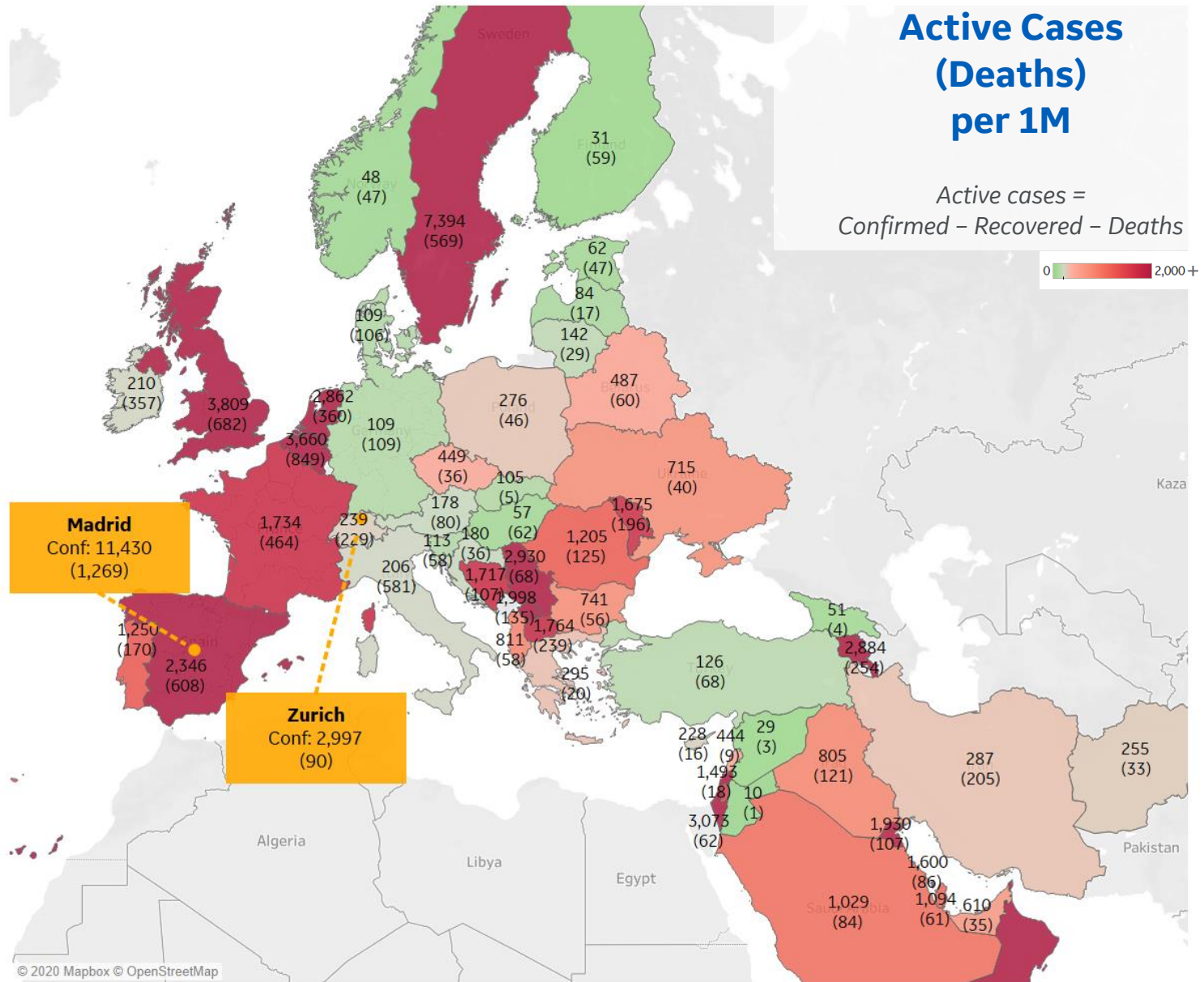
Per 1M in Region

	Today	Change
Active Cases	1,058	+0.3%
Confirmed	18 new	+1%
Deaths	1 new	+0.2%
Recovered	15 new	+1%

Most Active Cases per 1M

Sweden	7,394
UK	3,809
Belgium	3,660
Oman	3,391
Israel	3,073
Serbia	2,930
Armenia	2,884
Netherlands	2,862
Spain	2,346
Kosovo	1,998

* Excludes regions with population < 1M





Per 1M in Region

	Today	Change
Active Cases	3,565	+0.3%
Confirmed	11 new	+0.2%
Deaths	0.1 new	+0.02%
Recovered	0 new	+0%

Most Active Cases per 1M

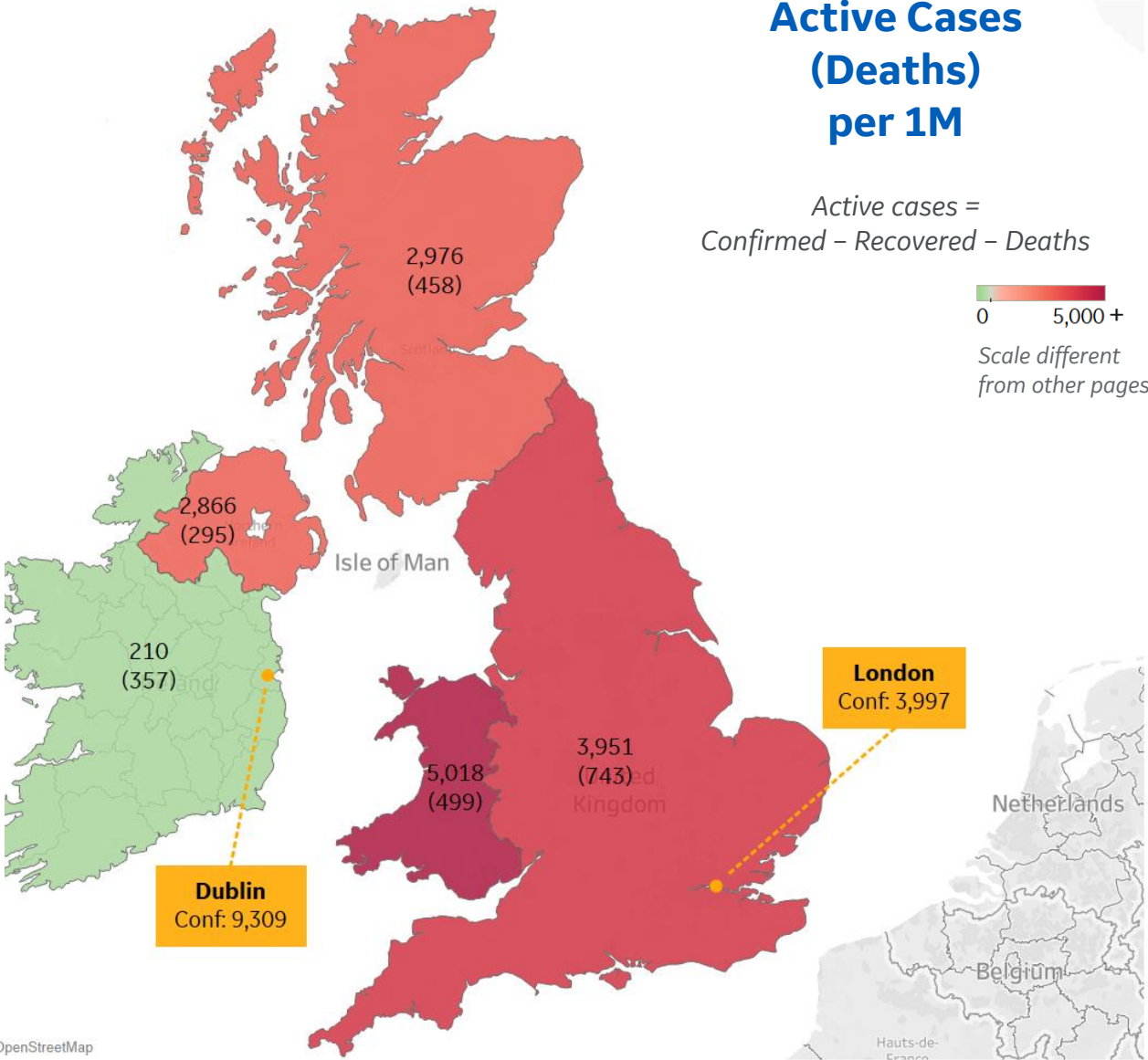
Wales	5,018
England	3,951
Scotland	2,976
Northern Ireland	2,866
Ireland	210

Active Cases (Deaths) per 1M

Active cases =
Confirmed – Recovered – Deaths

0 5,000+

Scale different
from other pages



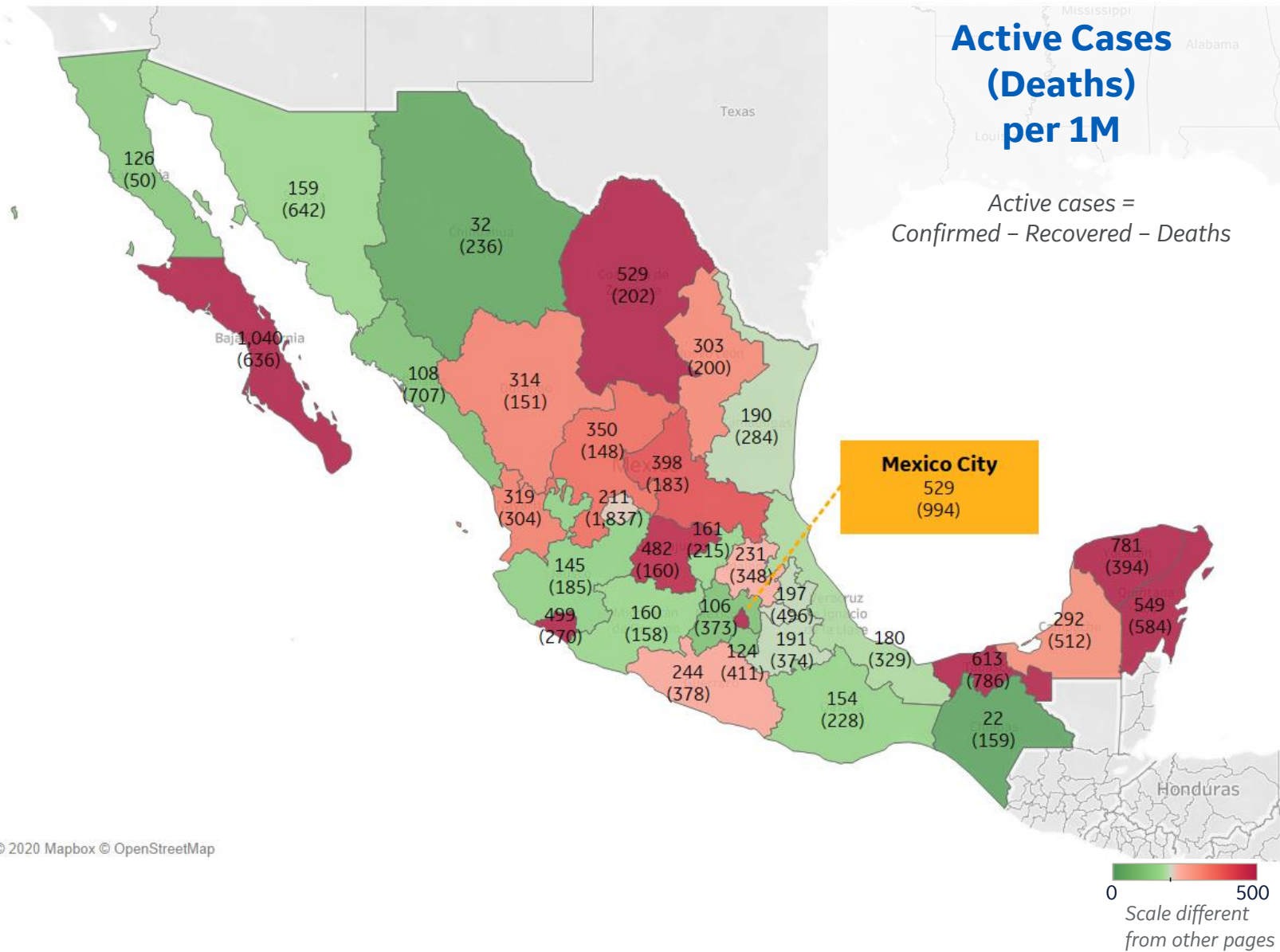


Per 1M in Region

	Today	Change
Active Cases	378	-6%
Confirmed	38 new	+1%
Deaths	2 new	+1%
Recovered	60 new	+2%

Most Active Cases per 1M

Baja California Sur	1,040
Yucatan	781
Tabasco	613
Quintana Roo	549
Coahuila	529
Distrito Federal	529
Colima	499
Guanajuato	482
San Luis Potosi	398
Zacatecas	350



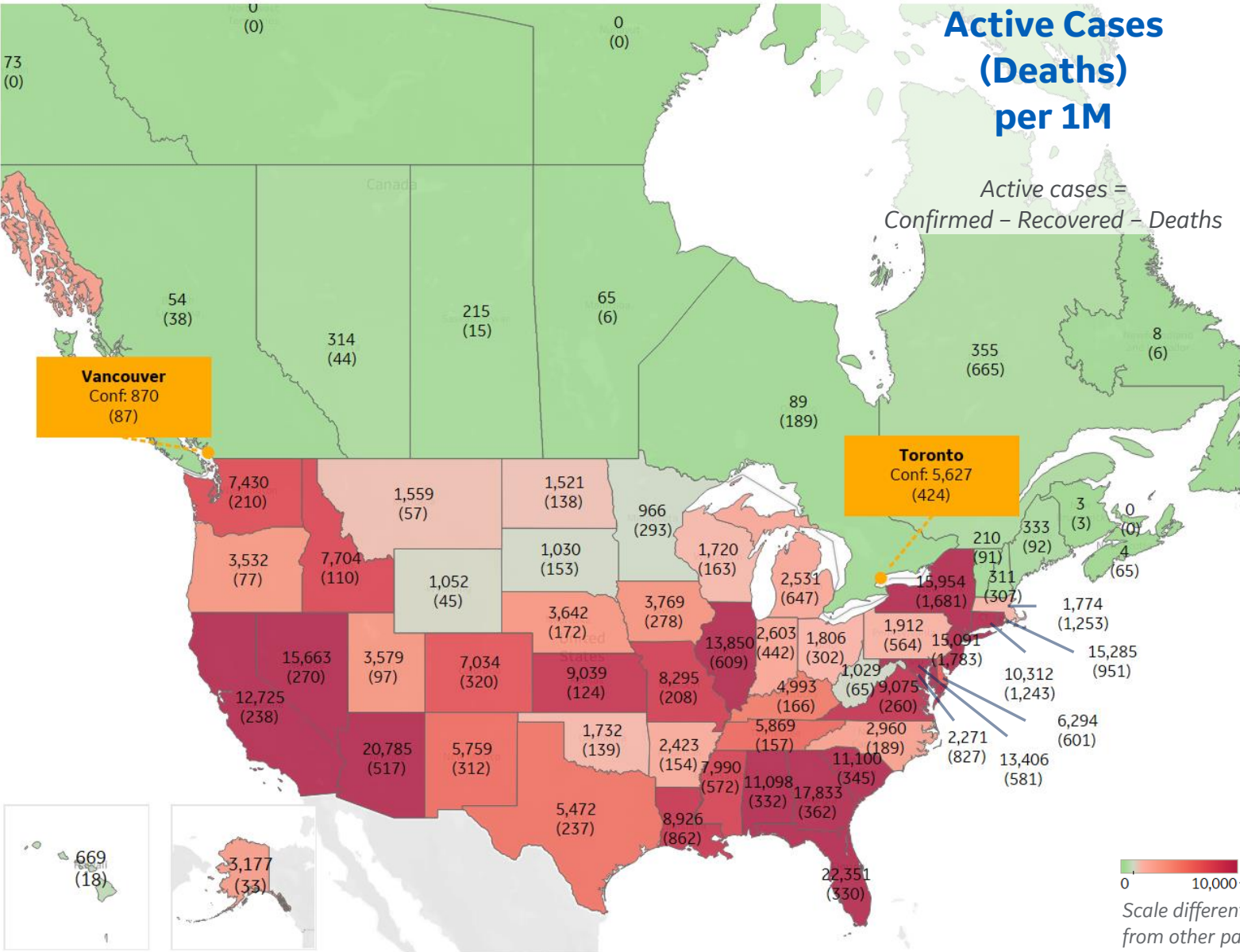


Per 1M in Region

	Today	Change
Active Cases	8,274	+1%
Confirmed	130 new	+1%
Deaths	1 new	+0.3%
Recovered	19 new	+0%

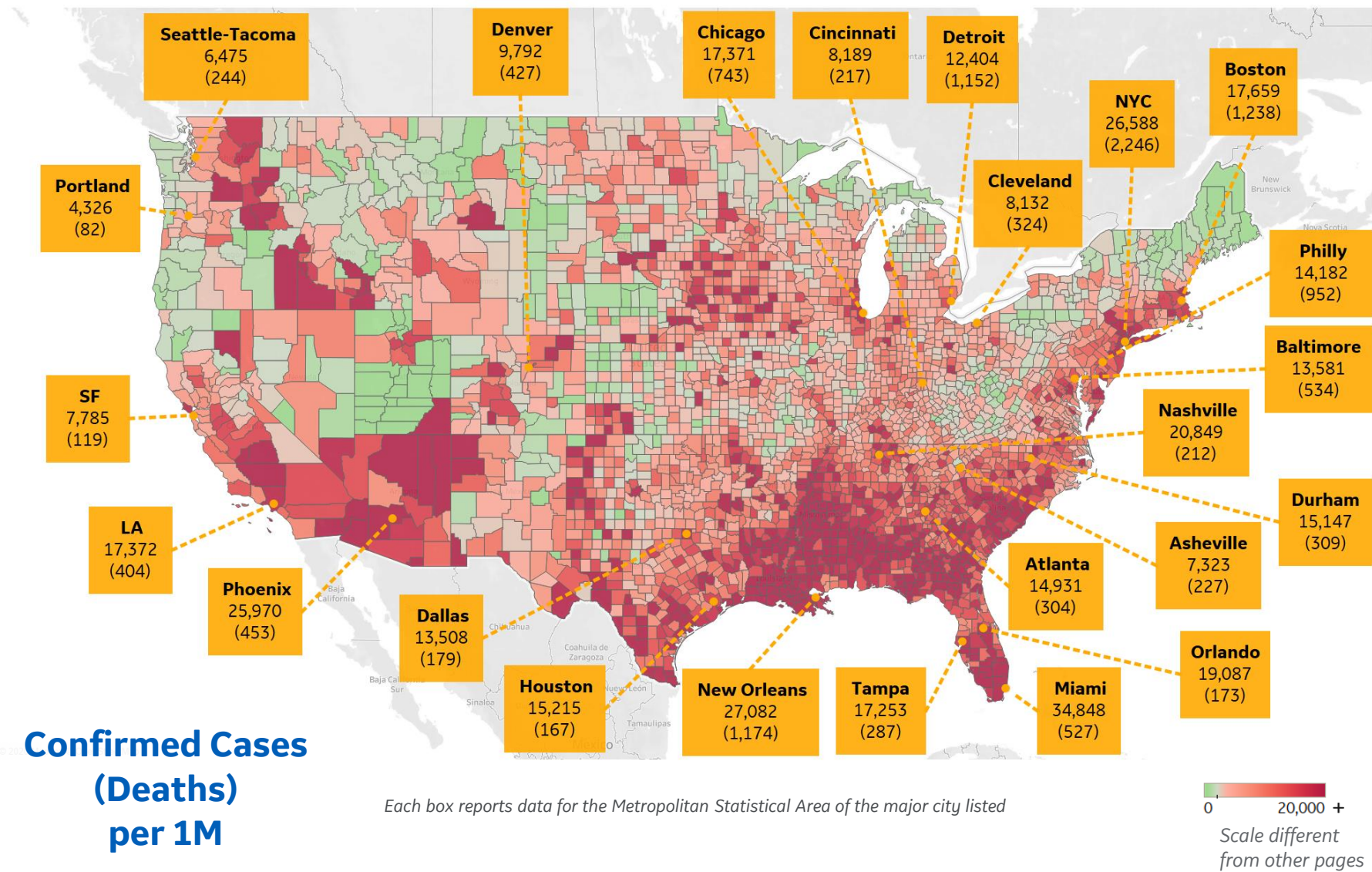
Most Active Cases per 1M

Florida	22,351
Arizona	20,785
Georgia	17,833
New York	15,954
Nevada	15,663
Rhode Island	15,285
New Jersey	15,091
Illinois	13,850
Maryland	13,406
California	12,725





US by County & Metro, Total to Date



Top 10 Northeast Counties

Total Confirmed Cases / 1M

Rockland County, NY	42,610
Westchester County, NY	37,207
Passaic County, NJ	34,859
Nassau County, NY	31,927
Union County, NJ	29,793
Suffolk County, NY	29,355
Hudson County, NJ	29,017
Orange County, NY	28,817
New York City*	27,075
Suffolk County, MA	26,564

Top 10 Other US Counties

Total Confirmed Cases / 1M

Miami-Dade County, FL	45,157
Yakima County, WA	39,929
Nueces County, TX	34,442
Jefferson Parish, LA	33,418
Broward County, FL	29,688
Charleston County, SC	28,181
Davidson County, TN	27,833
Maricopa County, AZ	26,816
Orleans Parish, LA	26,616
Cameron County, TX	25,926

Note: Includes counties ≥ 250K population

* New York City counties aggregated into one reporting area



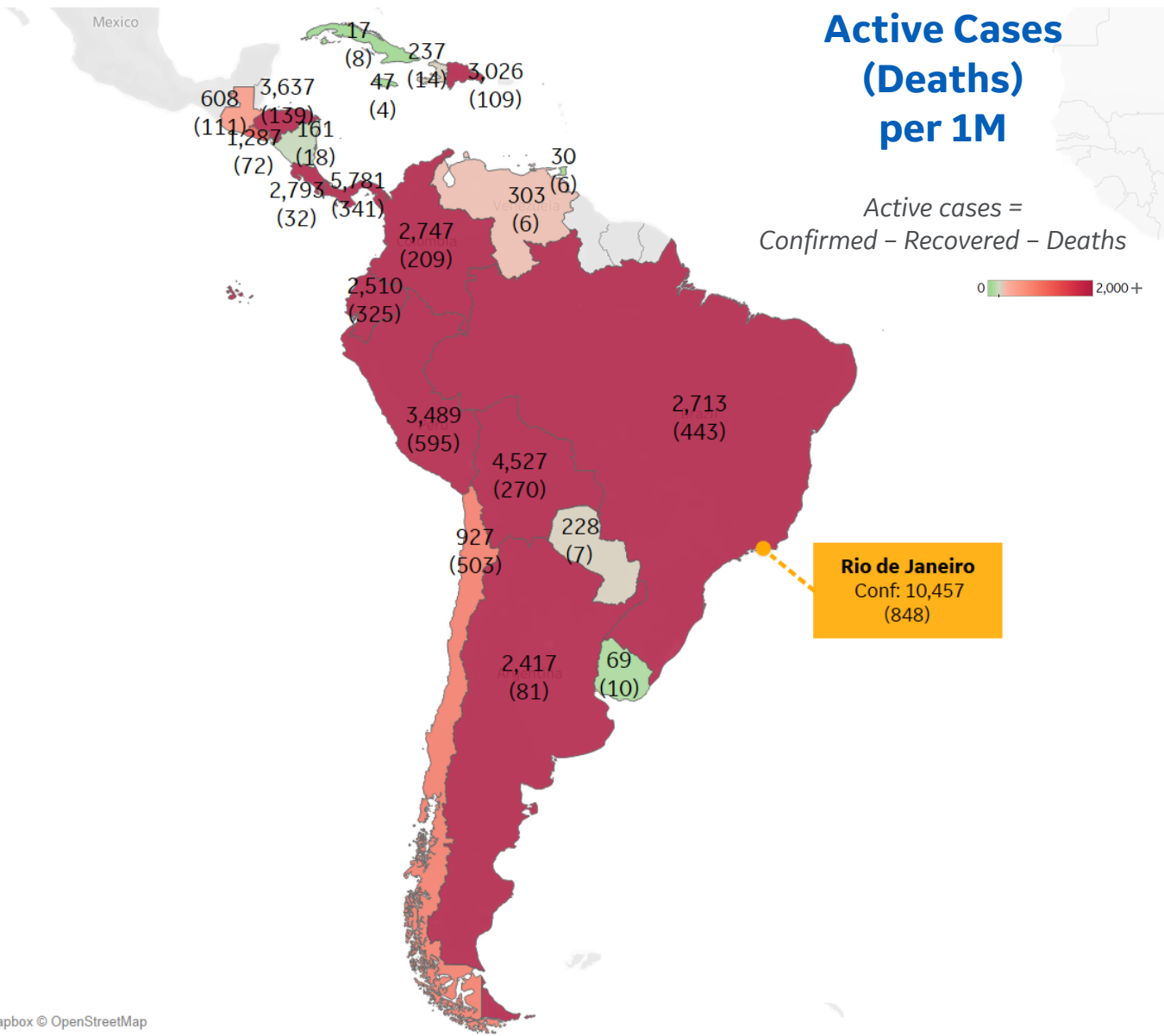
Per 1M in Region

	Today	Change
Active Cases	2,304	+2%
Confirmed	139 new	+2%
Deaths	3 new	+1%
Recovered	89 new	+1%

Most Active Cases per 1M

Panama	5,781
Bolivia	4,527
Honduras	3,637
Peru	3,489
Dom. Rep.	3,026
Costa Rica	2,793
Colombia	2,747
Brazil	2,713
Ecuador	2,510
Argentina	2,417

* Excludes regions with population < 1M





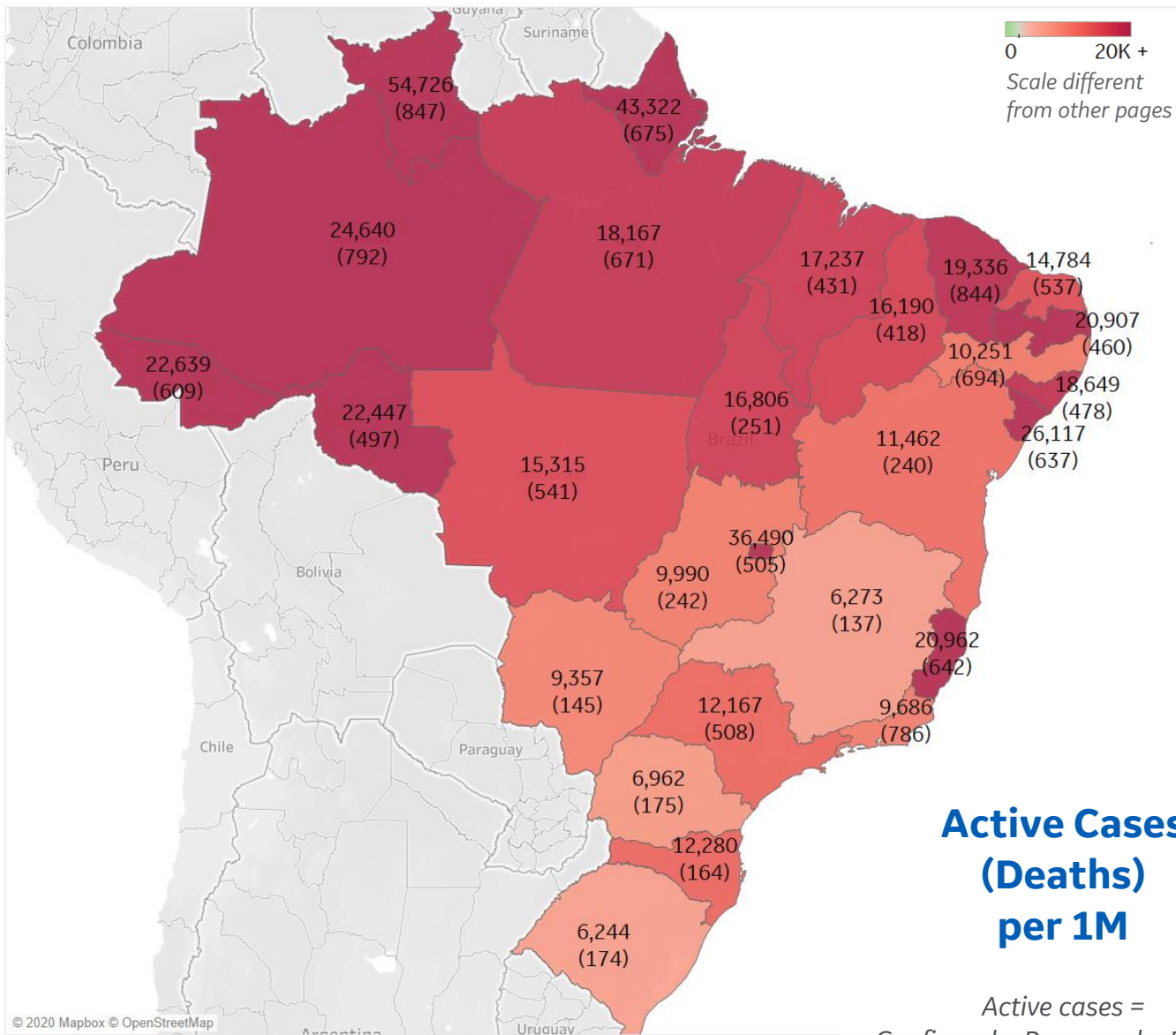
Per 1M in Region

	Today	Change
Active Cases	2,713	+0.1%
Confirmed	121 new	+1%
Deaths	3 new	+1%
Recovered	117 new	+1%

Most Active Cases per 1M

Distrito Federal	36,490
Sergipe	26,117
Amazonas	24,640
Rondônia	22,447
Espírito Santo	20,962
Paraíba	20,907
Ceará	19,336
Alagoas	18,649
Pará	18,167
Maranhão	17,237

* Excludes regions with population < 1M





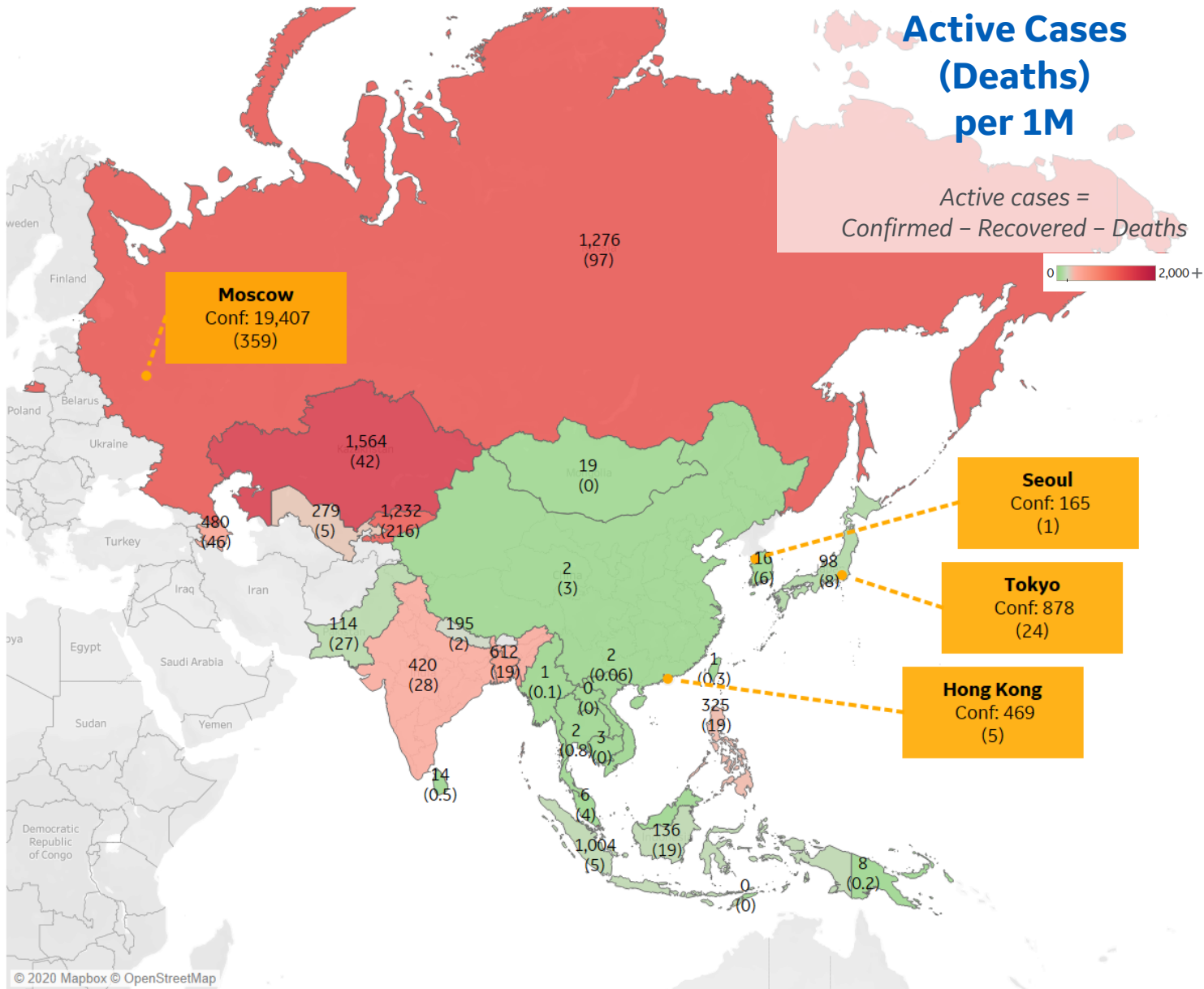
Per 1M in Region

	Today	Change
Active Cases	240	+2%
Confirmed	17 new	+2%
Deaths	0.2 new	+1%
Recovered	12 new	+2%

Most Active Cases per 1M

Kazakhstan	1,564
Russia	1,276
Kyrgyzstan	1,232
Singapore	1,004
Bangladesh	612
Azerbaijan	480
India	420
Philippines	325
Uzbekistan	279
Nepal	195

* Excludes regions with population < 1M





Per 1M in Region

	Today	Change
Active Cases	235	-2%
Confirmed	1 new	+0.2%
Deaths	0.0 new	+0%
Recovered	7 new	+2%

Most Active Cases per 1M

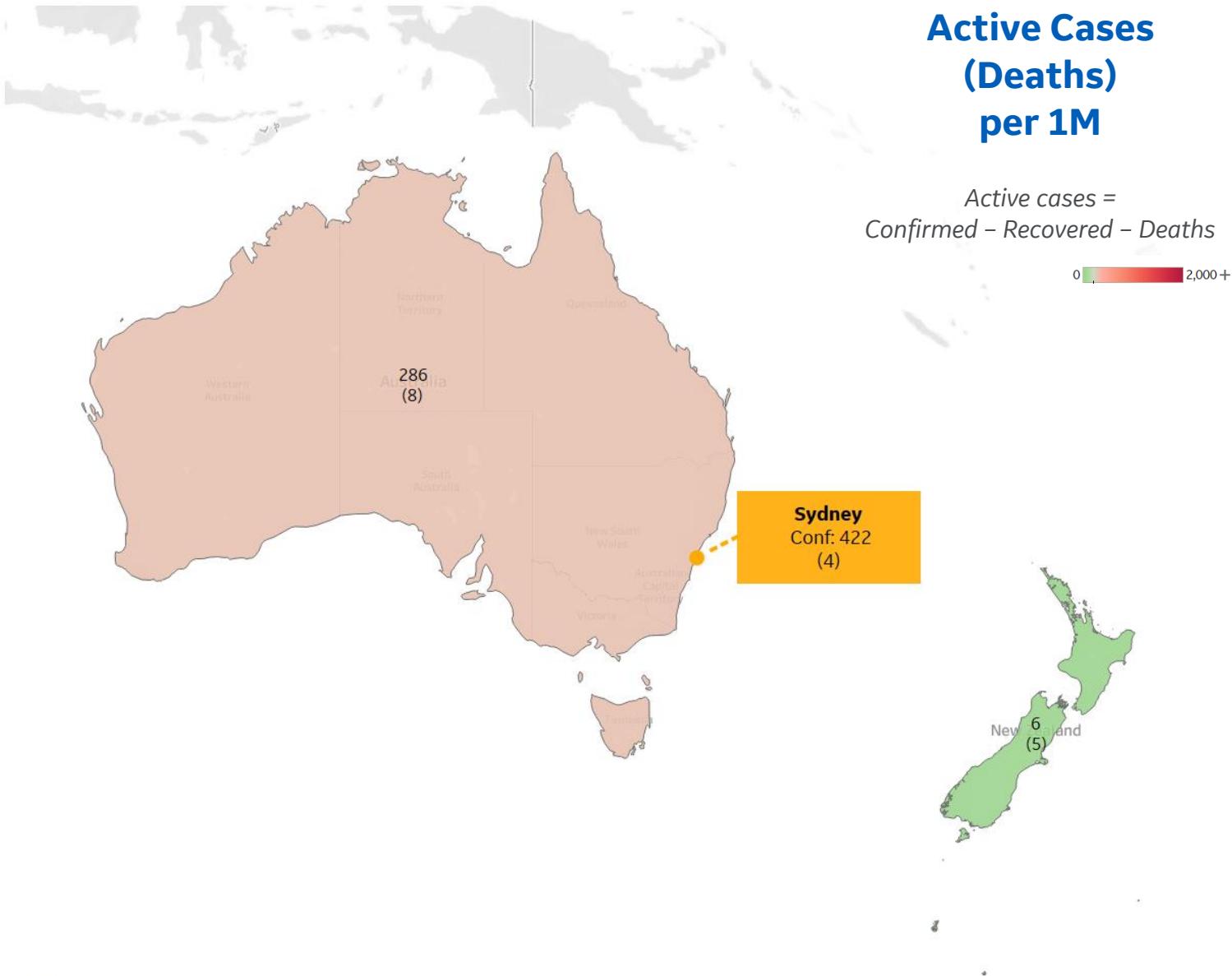
Australia	286
New Zealand	6

* Excludes regions with population < 1M

Active Cases (Deaths) per 1M

Active cases =
Confirmed - Recovered - Deaths

0 2,000 +





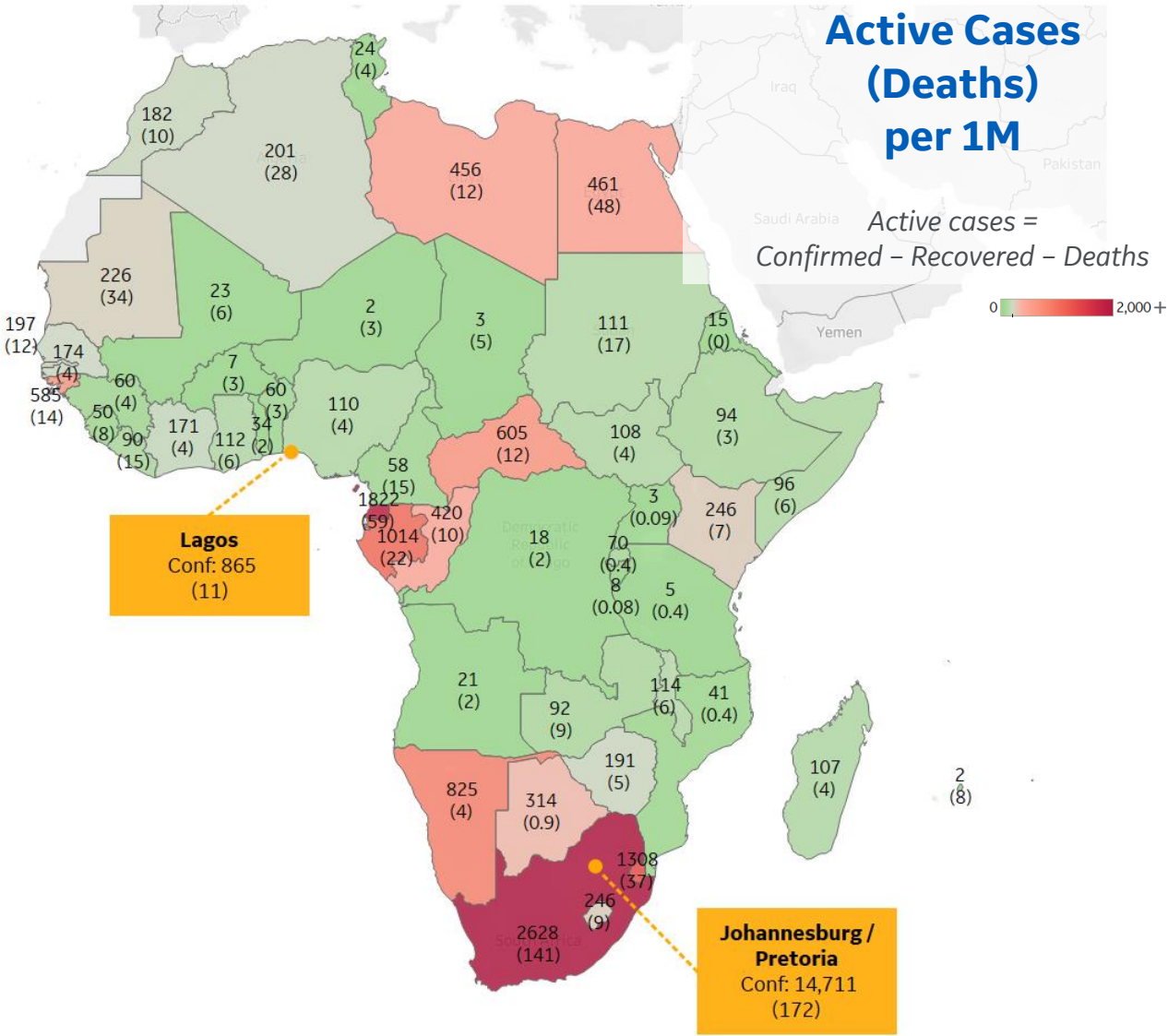
Per 1M in Region

	Today	Change
Active Cases	243	+1%
Confirmed	9 new	+1%
Deaths	0.2 new	+2%
Recovered	6 new	+1%

Most Active Cases per 1M

South Africa	2,628
Eq. Guinea	1,822
Eswatini	1,308
Gabon	1,014
Namibia	825
Central African R..	605
Guinea-Bissau	585
Egypt	461
Libya	456
Congo (Brazzavil..	420

* Excludes regions with population < 1M





Sources



** Per 1M = Per 1 Million Population unless otherwise noted

Johns Hopkins Coronavirus Resource Center:

<https://coronavirus.jhu.edu/map.html>

Worldometer Coronavirus Reporting:

<https://www.worldometers.info/coronavirus/>

Public Health England:

<https://www.gov.uk/government/publications/covid-19-track-coronavirus-cases>

US Department of Homeland Security, Homeland Infrastructure Foundation-Level Data:

<https://hifld-geoplatform.opendata.arcgis.com/datasets/hospitals>

City of New York, NYC Health:

<https://www1.nyc.gov/site/doh/covid/covid-19-data.page>

Chicago Coronavirus Latest Data:

<https://www.chicago.gov/city/en/sites/covid-19/home/latest-data.html>

National Health Commission of the PRC:

<http://www.nhc.gov.cn/xcs/yqtb/202003/bf66696029ba420098164607240074f8.shtml>

Korean Centers for Disease Control and Prevention:

http://www.cdc.go.kr/cdc_eng/

CDC, Severe Outcomes Among Patients with Coronavirus Disease 2019 (COVID-19):

<https://www.cdc.gov/mmwr/volumes/69/wr/mm6912e2.htm>

Italian Department of Civil Protection, COVID Monitoring:

<http://opendatadpc.maps.arcgis.com/apps/opsdashboard/index.html#/b0c68bce2cce478eaac82fe38d4138b1>

The COVID Tracking Project:

<https://covidtracking.com/data/>

UK Office for National Statistics

<https://www.ons.gov.uk/peoplepopulationandcommunity/birthsdeathsandmarriages/deaths/bulletins/deathsregisteredweeklyinenglandandwalesprovisional/weekending24april2020>

WHO Europe, Surveillance Report:

<http://www.euro.who.int/en/health-topics/health-emergencies/coronavirus-covid-19/weekly-surveillance-report>

WHO Europe, Principles for Transition:

<http://www.euro.who.int/en/media-centre/sections/statements/2020/statement-transition-to-a-new-normal-during-the-covid-19-pandemic-must-be-guided-by-public-health-principles>

COVID-19 Information for Switzerland:

<https://www.corona-data.ch/>

CIA World Factbook:

<https://www.cia.gov/library/publications/resources/the-world-factbook/>

Italian Ministry of Health:

<http://www.salute.gov.it/portale/nuovocoronavirus/dettaglioContenutiNuovoCoronavirus.jsp?lingua=italiano&id=5351&area=nuovoCoronavirus&menu=vuoto>

New South Wales Government:

<https://www.health.nsw.gov.au/Infectious/diseases/Pages/covid-19-latest.aspx>

Provincial Health Services Authority of Canada. BC Center for Disease Control:

<http://www.bccdc.ca/about/news-stories/stories/2020/information-on-novel-coronavirus>

Coronavirus Cases in Japan by Prefecture, Nippon Communications Foundation:

<https://www.nippon.com/en/japan-data/h00657/coronavirus-cases-in-japan-by-prefecture.html>

Secretary of Health, Mexico:

<https://www.gob.mx/salud/en>

OECD Economic Outlooks, Statistics:

https://www.oecd-ilibrary.org/economics/data/oecd-economic-outlook-statistics-and-projections_eo-data-en

Public Health Authority of Sweden:

<https://www.folkhalsomyndigheten.se/smittykydd-beredskap/utbrott/aktuella-utbrott/covid-19/bekraftade-fall-i-sverige>

National Public Health Agency of France:

<https://www.santepubliquefrance.fr/regions/ile-de-france/documents/bulletin-regional/2020/covid-19-point-epidemiologique-en-ile-de-france-du-23-avril-2020>

Florida Department of Health, COVID-19 Response:

<https://floridahealthcovid19.gov>

CDC:

<https://www.cdc.gov/covid-data-tracker/index.html#demographics>

CDC Provisional COVID19 Deaths Counts

<https://data.cdc.gov/NCHS/Provisional-COVID-19-Death-Counts-by-Sex-Age-and-S/9bhg-hcku>

Johns Hopkins Coronavirus Resource Center:

<https://coronavirus.jhu.edu/map.html>