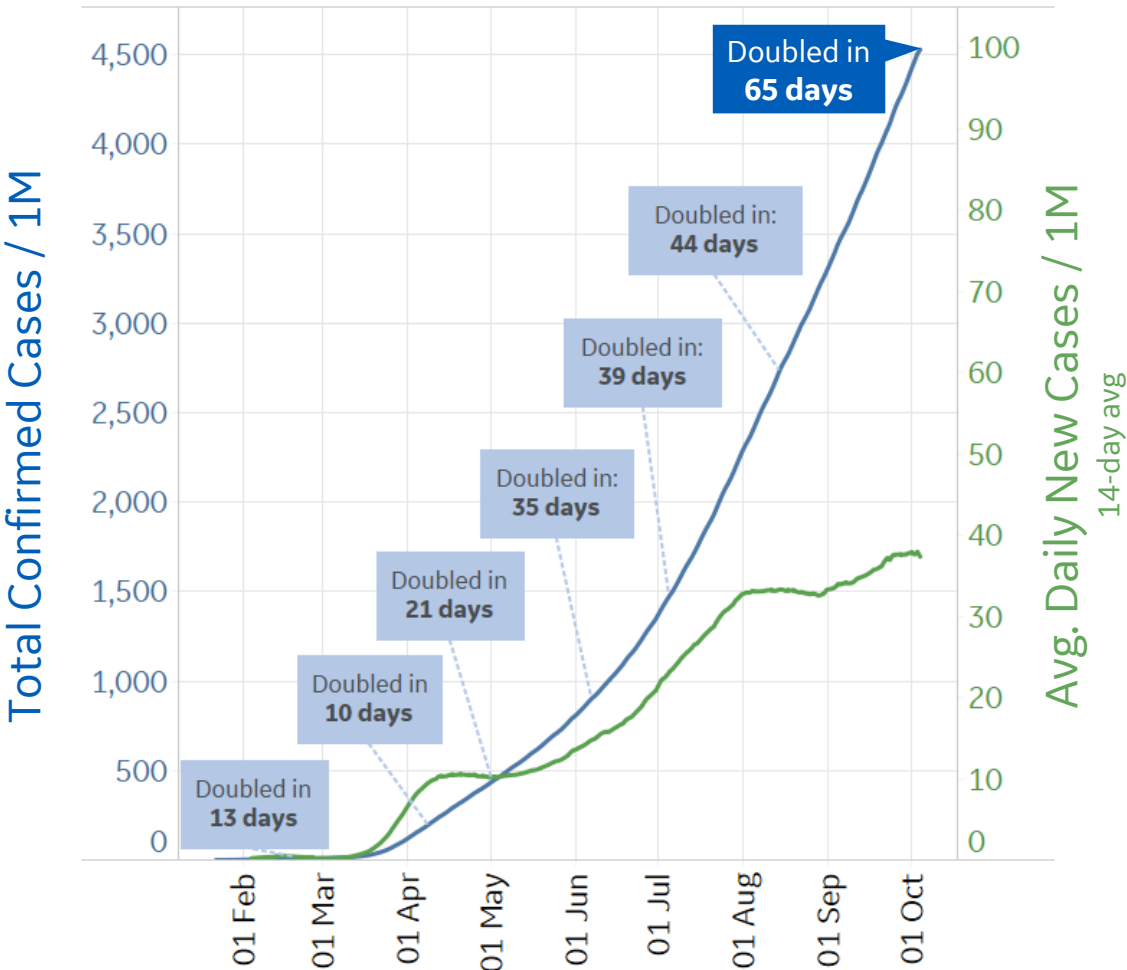




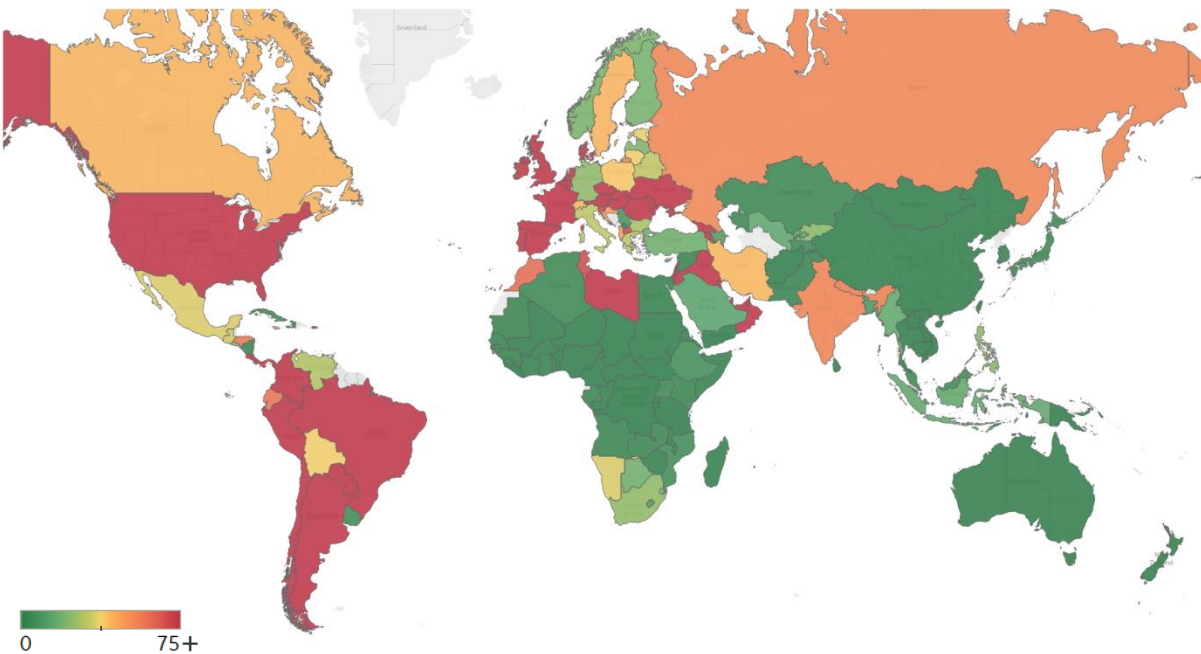
Global Confirmed & Active Cases

Trend since 22 Jan



Avg. Daily New Cases / 1M

Over the last 14 days



Per 1M:	Today	Change
Active Today	1,241	+0.3%
Active	4 new	+0.3%
Confirmed	22 new	+0.5%
Deaths	0 new	+0.3%
Recovered	18 new	+1%



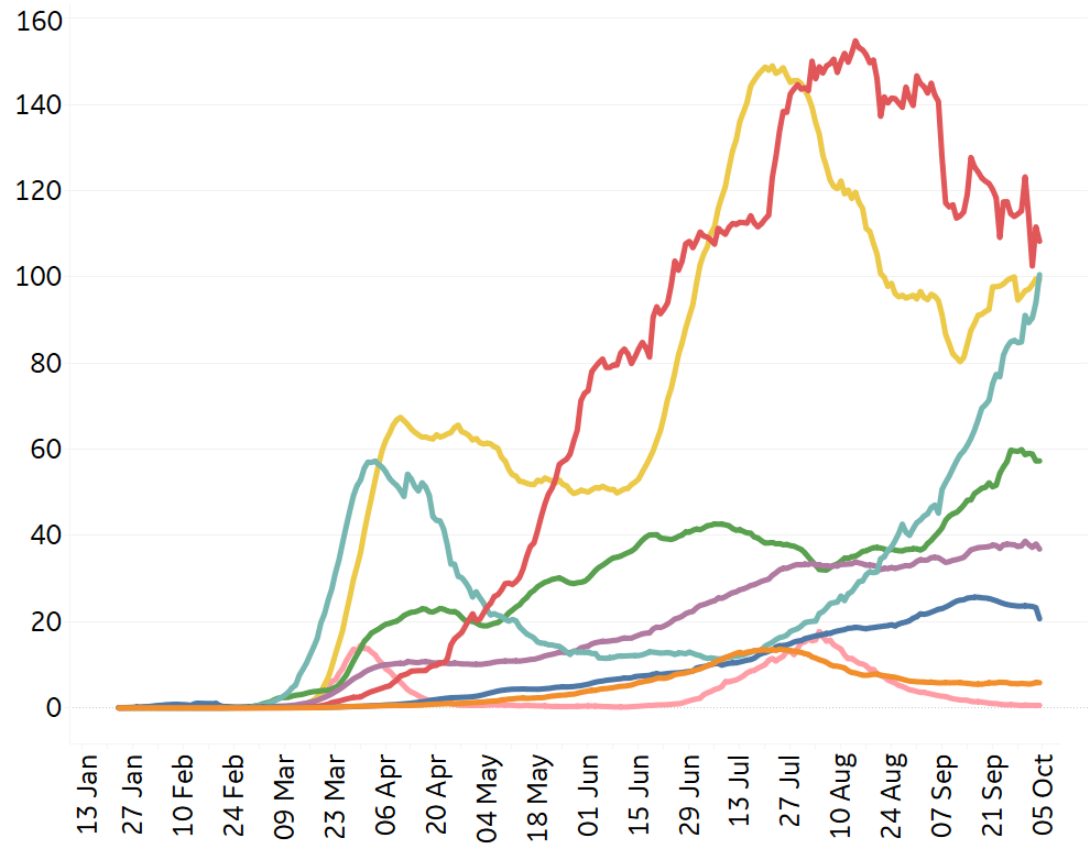
New Confirmed Cases & New Deaths

Updated 5 Oct 2020, 3:30 GMT 2

Key **World** **North America** **Europe** **Middle East** **Cent & South America** **Asia** **Africa** **Oceania**

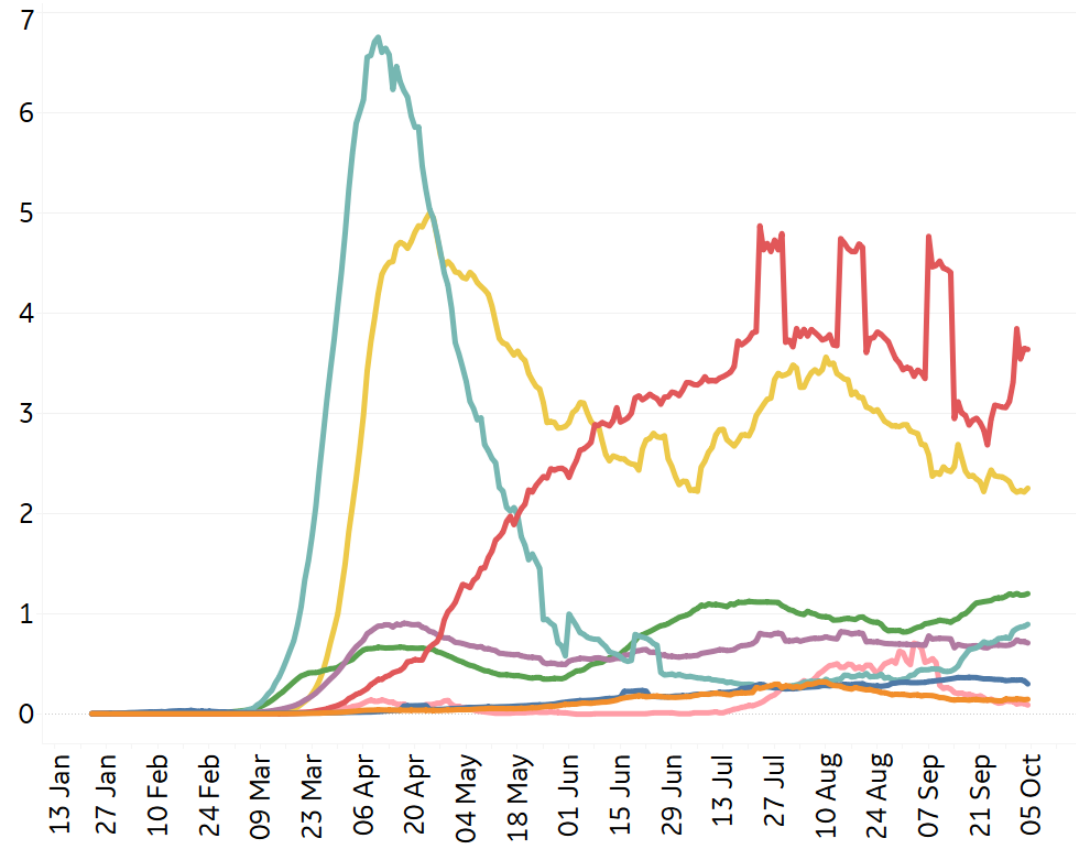
New Confirmed Cases / 1M

7-day rolling average



New Deaths / 1M

7-day rolling average





Top 50 Countries: Per 1M



1 - 25

	Average over last 7 days		Total Since 22 Jan			Change from 14d Ago in 14 day avg of daily new	
	New Confirmed	New Deaths	Total Confirmed	Total Recovered	Total Deaths	Confirmed	Deaths
Peru	93	2	24,917	21,257	989	-26%	-26%
Belgium	198	1	11,237	1,698	868	101%	183%
Bolivia	36	3	11,725	8,357	694	-37%	-78%
Brazil	123	3	23,124	20,584	689	-9%	-8%
Spain	224	3	16,895	3,216	686	6%	48%
Chile	92	3	24,596	23,125	679	1%	0%
Ecuador	51	3	7,994	6,831	660	75%	-87%
US	130	2	22,410	8,797	634	15%	-3%
UK	143	1	7,448	N/A**	625	130%	154%
Mexico	35	3	5,907	5,004	613	1%	-6%
Italy	37	0	5,381	3,836	595	32%	68%
Sweden	48	0	9,336	N/A**	584	86%	0%
Panama	157	3	26,719	21,278	562	-1%	-3%
Colombia	118	3	16,804	14,969	525	-9%	-10%
France	169	1	9,644	1,536	493	35%	73%
Argentina	276	17	17,667	14,087	465	10%	149%
Netherlands	231	1	8,242	256	380	111%	291%
Ireland	88	0	7,702	4,732	367	56%	20%
North Macedo..	80	2	9,019	7,364	363	25%	-17%
Moldova	202	3	14,026	10,153	339	47%	16%
EU	99	1	6,896	2,705	335	34%	59%
Armenia	149	1	17,716	15,075	330	91%	42%
Iran	43	2	5,617	4,643	321	40%	32%
South Africa	25	1	11,487	10,366	286	-12%	-4%
Bos. and Herz.	62	2	8,642	6,663	268	-24%	7%

26 - 50

	Average over last 7 days		Total Since 22 Jan			Change from 14d Ago in 14 day avg of daily new	
	New Confirmed	New Deaths	Total Confirmed	Total Recovered	Total Deaths	Confirmed	Deaths
Kosovo	0	0	6,873	4,762	264	N/A	N/A
Romania	98	2	7,064	5,621	260	30%	5%
Honduras	73	2	8,040	2,959	245	17%	34%
Switzerland	42	0	6,284	5,292	240	4%	0%
Iraq	105	1	9,426	7,645	234	2%	-19%
Israel	590	4	30,821	22,602	199	38%	95%
Dom. Rep.	41	1	10,553	8,330	197	-31%	-57%
Portugal	78	1	7,762	4,924	197	27%	29%
Oman	107	2	19,831	17,682	191	22%	11%
Costa Rica	200	3	15,544	8,835	186	-8%	7%
Kyrgyzstan	26	0	7,270	6,655	163	125%	0%
Bahrain	277	2	42,703	39,654	153	-21%	77%
Kuwait	116	1	25,061	23,191	146	-23%	0%
Russia	61	1	8,285	6,684	146	43%	21%
Saudi Arabia	13	1	9,662	9,234	140	-27%	-3%
Paraguay	110	3	6,194	3,814	130	-3%	21%
Kazakhstan	4	0	5,764	5,500	92	-2%	-35%
Belarus	34	0	8,451	7,953	90	48%	3%
Qatar	70	0	43,907	42,858	75	-5%	-14%
West Bank an..	87	1	9,082	7,594	72	-39%	-16%
Czechia	238	2	7,699	4,123	68	57%	234%
Lebanon	172	1	6,517	2,898	59	71%	3%
UAE	106	0	9,990	8,910	43	27%	38%
Singapore	3	0	9,882	9,841	5	-57%	N/A
Total World	37	1	4,528	3,154	134	3%	-3%

*Change from 14d ago:
Compares 14d-avgs. of Daily New Cases/Deaths
today with 14d-avgs. from 14d ago

In the past 5 days, cumulative confirmed cases in **Belgium** increased 10%

Sorted by Total Deaths / 1M
Top 50 countries selected by Cases / 1M
Excluded countries with population < 1M

N/A** due to inconsistent reporting of Recovered Cases



Top 50 Countries: Raw Volume

Updated 5 Oct 2020, 3:30 GMT

4

1 - 25

	Average over last 7 days		Total Since 22 Jan			Change from 14d Ago in 14 day avg of daily new	
	New Confirmed	New Deaths	Total Confirmed	Total Recovered	Total Deaths	Confirmed	Deaths
US	43,089	709	7,417,845	2,911,699	209,721	15%	-3%
EU	44,218	384	3,070,523	1,204,264	149,202	34%	59%
Brazil	26,140	659	4,915,289	4,375,354	146,352	-9%	-8%
India	67,810	891	6,549,373	5,509,966	101,782	-17%	-14%
Mexico	4,478	380	761,665	645,123	79,088	1%	-6%
UK	9,729	52	505,619	N/A**	42,440	130%	154%
Italy	2,208	22	325,329	231,914	35,986	32%	68%
Peru	3,060	67	821,564	700,868	32,609	-26%	-26%
France	11,005	71	629,509	100,281	32,171	35%	73%
Spain	10,493	122	789,932	150,376	32,086	6%	48%
Iran	3,618	195	471,772	389,966	26,957	40%	32%
Colombia	5,999	175	855,052	761,674	26,712	-9%	-10%
Russia	8,967	146	1,209,039	975,488	21,260	43%	21%
Argentina	12,452	753	798,486	636,672	21,018	10%	149%
South Africa	1,503	83	681,289	614,781	16,976	-12%	-4%
Chile	1,754	48	470,179	442,070	12,979	1%	0%
Ecuador	898	53	141,034	120,511	11,647	75%	-87%
Indonesia	4,041	109	303,498	228,453	11,151	16%	5%
Belgium	2,294	12	130,235	19,679	10,064	101%	183%
Canada	1,868	31	168,501	142,502	9,533	92%	264%
Germany	2,176	10	301,573	262,002	9,533	24%	138%
Iraq	4,242	58	379,141	307,482	9,399	2%	-19%
Turkey	1,430	63	324,443	285,050	8,441	-6%	12%
Bolivia	424	35	136,868	97,547	8,101	-37%	-78%
Pakistan	539	7	314,616	298,968	6,513	12%	24%

26 - 50

	Average over last 7 days		Total Since 22 Jan			Change from 14d Ago in 14 day avg of daily new	
	New Confirmed	New Deaths	Total Confirmed	Total Recovered	Total Deaths	Confirmed	Deaths
Netherlands	3,952	13	141,226	4,381	6,508	111%	291%
Egypt	120	14	103,683	97,355	5,981	-22%	-12%
Sweden	480	2	94,283	N/A**	5,895	86%	0%
Philippines	2,610	62	322,497	273,079	5,776	-28%	-29%
Bangladesh	1,363	27	368,690	281,656	5,348	-17%	-11%
Romania	1,890	41	135,900	108,135	5,003	30%	5%
Saudi Arabia	456	27	336,387	321,485	4,875	-27%	-3%
China	21	0	90,629	85,530	4,739	-16%	-71%
Ukraine	4,089	64	232,424	103,762	4,495	28%	19%
Guatemala	553	9	93,963	82,454	3,293	10%	-35%
Poland	1,821	28	100,074	73,003	2,630	148%	95%
Panama	676	12	115,286	91,809	2,423	-1%	-3%
Morocco	2,227	37	133,272	111,036	2,330	7%	7%
Dom. Rep.	442	6	114,480	90,366	2,134	-31%	-57%
Kazakhstan	66	4	108,236	103,277	1,725	-2%	-35%
Israel	5,107	36	266,775	195,629	1,719	38%	95%
Japan	509	7	85,746	77,851	1,598	-9%	-37%
Oman	546	10	101,270	90,296	977	22%	11%
Belarus	320	5	79,852	75,148	851	48%	3%
Czechia	2,550	17	82,446	44,149	727	57%	234%
Kuwait	497	3	107,025	99,040	624	-23%	0%
Nepal	1,918	8	86,823	64,069	535	27%	2%
UAE	1,047	2	98,801	88,123	426	27%	38%
Qatar	202	0	126,498	123,475	216	-5%	-14%
Total World	285,298	5,472	35,076,026	24,429,024	1,036,038	3%	-3%

*Change from 14d ago:
Compares 14d-avgs. of Daily New Cases/Deaths today with 14d-avgs. from 14d ago

There are now over 35M confirmed cases **Worldwide**

Sorted by Raw Total Deaths
Top 50countries selected by Total Cases
Excluded countries with population < 1M

N/A** due to inconsistent reporting of Recovered Cases



United States: Per 1M



1 - 25

	Average over last 7 days		Total Since 22 Jan			Change from 14d Ago* in 14 day avg of daily new	
	New Confirmed	New Deaths	Total Confirmed	Total Recovered	Total Deaths	Confirmed	Deaths
New Jersey	75	0	23,440	3,944	1,817	48%	-12%
New York	66	1	23,882	3,963	1,707	41%	18%
Massachusetts	89	2	19,579	16,506	1,380	49%	8%
Connecticut	69	0	16,351	2,639	1,266	28%	-12%
Louisiana	106	3	36,202	33,162	1,200	-15%	-24%
Rhode Island	121	1	23,671	2,215	1,055	6%	-9%
Mississippi	174	5	33,764	30,152	1,012	10%	-10%
DC	54	1	21,989	17,427	894	-17%	22%
Arizona	69	2	30,329	4,924	784	-18%	-11%
Illinois	156	2	24,009	N/A	713	11%	20%
Michigan	99	1	14,146	9,965	713	21%	-5%
Florida	106	4	33,358	N/A	683	-12%	-5%
Georgia	111	3	30,415	N/A	675	-27%	-1%
S. Carolina	158	4	29,441	14,367	671	9%	-19%
Delaware	144	2	21,815	11,097	662	10%	100%
Maryland	92	1	21,055	1,266	655	-11%	-1%
Pennsylvania	82	1	13,133	10,475	640	20%	12%
Texas	155	3	27,252	23,454	563	41%	-14%
Indiana	163	2	18,589	14,385	546	17%	18%
Nevada	156	2	26,654	724	527	50%	-35%
Alabama	200	2	32,462	13,858	522	12%	-25%
Arkansas	273	6	28,833	25,965	472	9%	-15%
Iowa	277	3	29,395	22,694	440	21%	24%
New Mexico	111	1	14,535	8,208	425	97%	-7%
Ohio	99	2	13,594	11,724	421	6%	-13%

26 - 51

	Average over last 7 days		Total Since 22 Jan			Change from 14d Ago* in 14 day avg of daily new	
	New Confirmed	New Deaths	Total Confirmed	Total Recovered	Total Deaths	Confirmed	Deaths
California	83	2	21,075	N/A	409	-2%	-12%
Virginia	94	2	17,766	2,091	383	-17%	-23%
Minnesota	180	2	18,410	16,517	378	46%	7%
Tennessee	172	4	29,463	27,002	377	-9%	2%
North Dakota	530	8	30,903	25,585	360	29%	128%
Colorado	99	1	12,686	1,148	359	47%	29%
Missouri	211	3	21,846	N/A	356	1%	155%
N. Carolina	138	3	20,737	17,584	346	44%	11%
New Hampshire	50	0	6,358	5,630	326	40%	0%
Washington	68	1	11,802	N/A	281	38%	25%
South Dakota	465	5	27,602	22,497	280	60%	59%
Kentucky	196	2	16,254	2,713	271	26%	-15%
Idaho	277	2	24,601	12,727	270	69%	-33%
Oklahoma	232	2	22,934	19,612	266	6%	13%
Nebraska	276	2	24,714	17,781	259	29%	55%
Kansas	201	3	20,931	733	237	21%	-17%
Wisconsin	412	2	22,785	18,378	236	20%	82%
West Virginia	102	2	9,282	6,686	203	-3%	-23%
Montana	338	2	13,693	8,979	175	113%	-25%
Utah	312	1	24,211	17,902	149	52%	111%
Oregon	66	1	8,244	1,364	136	44%	2%
Hawaii	69	2	9,043	7,356	110	-9%	3%
Maine	25	0	4,106	3,557	106	12%	-40%
Vermont	10	0	2,861	2,599	93	4%	N/A
Wyoming	215	1	11,238	8,916	92	94%	-43%
Alaska	180	0	11,489	7,219	79	49%	333%

*Change from 14d ago:
Compares 14d-avgs. of Daily New Cases/Deaths
today with 14d-avgs. from 14d ago

Cumulative confirmed cases in **North Dakota** grew 8% since 30 Sept

Sorted by Total Deaths / 1M

N/As due to states revising and updating case counts



United States: Raw Volume

Updated 5 Oct 2020, 3:30 GMT

6

1 - 25

	Average over last 7 days		Total Since 22 Jan			Change from 14d Ago* in 14 day avg of daily new	
	New Confirmed	New Deaths	Total Confirmed	Total Recovered	Total Deaths	Confirmed	Deaths
New York	1,279	11	464,582	77,090	33,205	41%	18%
Texas	4,491	82	790,194	680,083	16,320	41%	-14%
California	3,260	77	832,713	N/A	16,147	-2%	-12%
New Jersey	665	4	208,202	35,031	16,136	48%	-12%
Florida	2,271	91	716,459	N/A	14,671	-12%	-5%
Massachusetts	615	15	134,947	113,768	9,510	49%	8%
Illinois	1,980	28	304,235	N/A	9,040	11%	20%
Pennsylvania	1,055	16	168,126	134,098	8,195	20%	12%
Georgia	1,177	31	322,925	N/A	7,162	-27%	-1%
Michigan	985	11	141,271	99,521	7,124	21%	-5%
Arizona	502	12	220,754	35,838	5,706	-18%	-11%
Louisiana	492	16	168,294	154,163	5,577	-15%	-24%
Ohio	1,157	26	158,907	137,038	4,925	6%	-13%
Connecticut	244	2	58,297	9,408	4,513	28%	-12%
Maryland	555	3	127,290	7,653	3,958	-11%	-1%
Indiana	1,099	13	125,146	96,845	3,674	17%	18%
N. Carolina	1,450	28	217,496	184,422	3,634	44%	11%
S. Carolina	814	18	151,582	73,973	3,453	9%	-19%
Virginia	806	16	151,642	17,848	3,270	-17%	-23%
Mississippi	518	13	100,488	89,737	3,013	10%	-10%
Tennessee	1,174	29	201,210	184,404	2,577	-9%	2%
Alabama	978	8	159,169	67,948	2,558	12%	-25%
Missouri	1,293	19	134,079	N/A	2,186	1%	155%
Washington	515	6	89,874	N/A	2,142	38%	25%
Minnesota	1,013	10	103,826	93,148	2,133	46%	7%

26 - 51

	Average over last 7 days		Total Since 22 Jan			Change from 14d Ago* in 14 day avg of daily new	
	New Confirmed	New Deaths	Total Confirmed	Total Recovered	Total Deaths	Confirmed	Deaths
Colorado	571	4	73,054	6,609	2,068	47%	29%
Nevada	482	5	82,100	2,231	1,623	50%	-35%
Arkansas	824	17	87,013	78,358	1,425	9%	-15%
Iowa	874	10	92,744	71,600	1,387	21%	24%
Wisconsin	2,400	14	132,663	107,004	1,377	20%	82%
Kentucky	875	7	72,617	12,121	1,209	26%	-15%
Rhode Island	128	2	25,076	2,346	1,118	6%	-9%
Oklahoma	916	6	90,748	77,606	1,051	6%	13%
New Mexico	233	3	30,477	17,210	892	97%	-7%
Kansas	587	8	60,980	2,136	690	21%	-17%
Delaware	140	2	21,243	10,806	645	10%	100%
DC	38	1	15,519	12,299	631	-17%	22%
Oregon	279	4	34,770	5,752	572	44%	2%
Nebraska	535	4	47,807	34,395	501	29%	55%
Idaho	495	3	43,964	22,744	482	69%	-33%
Utah	1,000	4	77,618	57,392	478	52%	111%
New Hampshire	68	1	8,645	7,655	443	40%	0%
West Virginia	183	4	16,635	11,982	364	-3%	-23%
North Dakota	404	6	23,550	19,497	274	29%	128%
South Dakota	411	4	24,418	19,902	248	60%	59%
Montana	361	2	14,635	9,597	187	113%	-25%
Hawaii	98	3	12,804	10,415	156	-9%	3%
Maine	33	0	5,519	4,782	142	12%	-40%
Vermont	6	0	1,785	1,622	58	4%	N/A
Alaska	132	0	8,405	5,281	58	49%	333%
Wyoming	124	0	6,504	5,160	53	94%	-43%

*Change from 14d ago:
Compares 14d-avgs. of Daily New Cases/Deaths
today with 14d-avgs. from 14d ago

New cases in **California, Texas, Pennsylvania, Florida** and **Wisconsin** account for
33% of all new confirmed cases in the US today

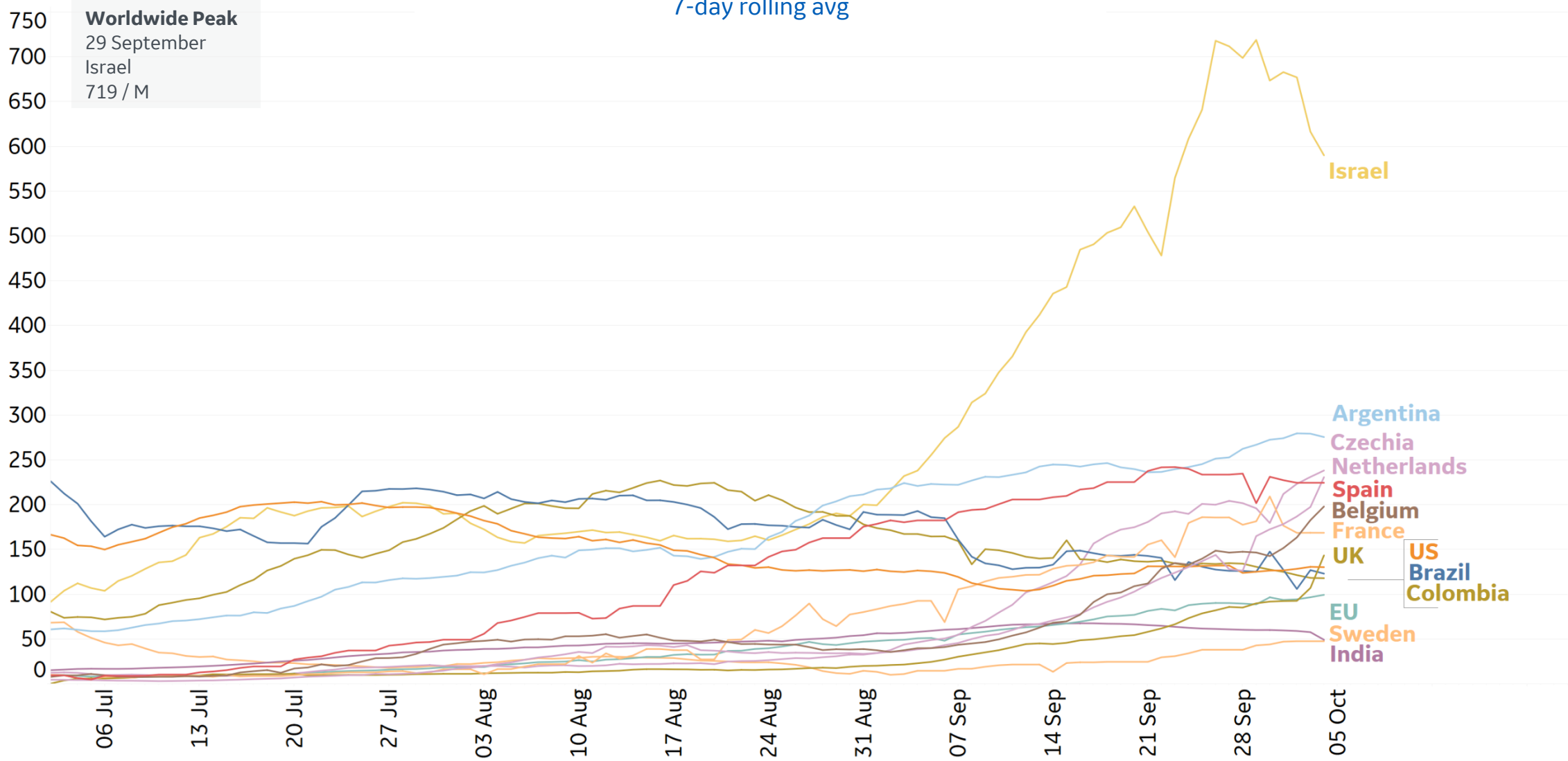
Sorted by Raw Total Deaths

N/As due to states revising and updating case counts



New Confirmed Cases in Select Countries

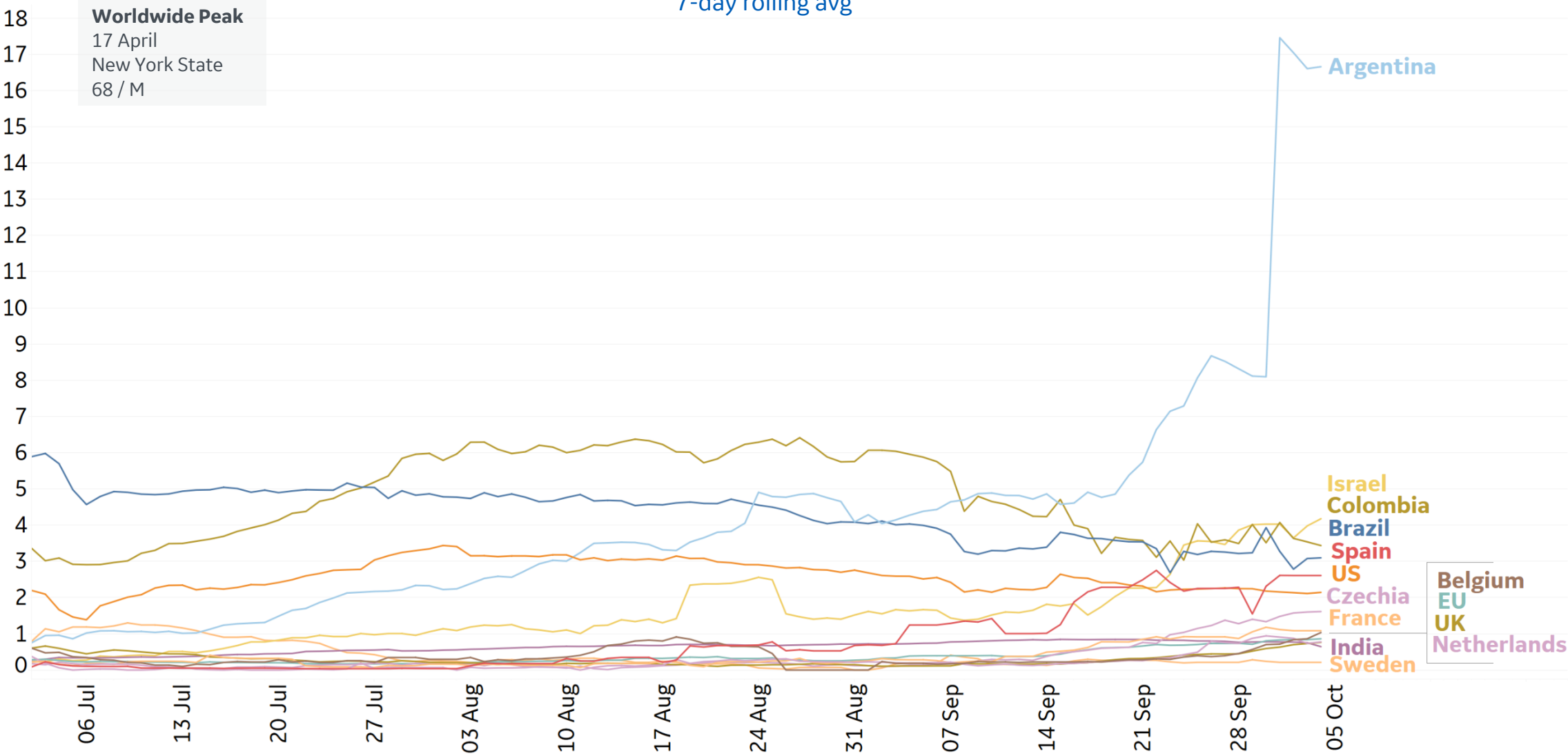
Daily New Confirmed Cases / 1M
7-day rolling avg





New Deaths in Select Countries

Daily New Deaths / 1M
7-day rolling avg

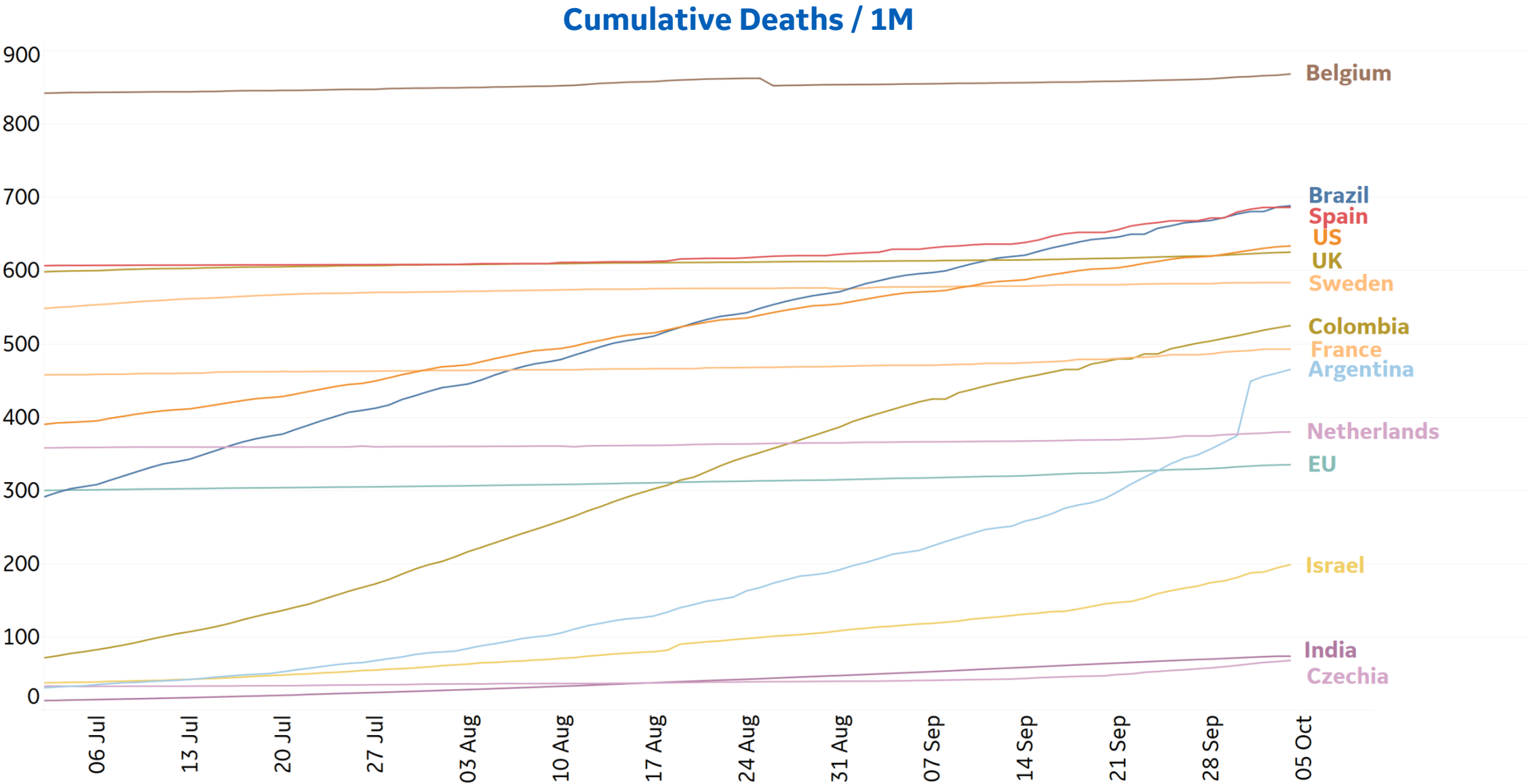


*Large jump in Argentina's daily new deaths due to batched reporting



Cumulative Deaths in Select Countries

Updated 5 Oct 2020, 3:30 GMT

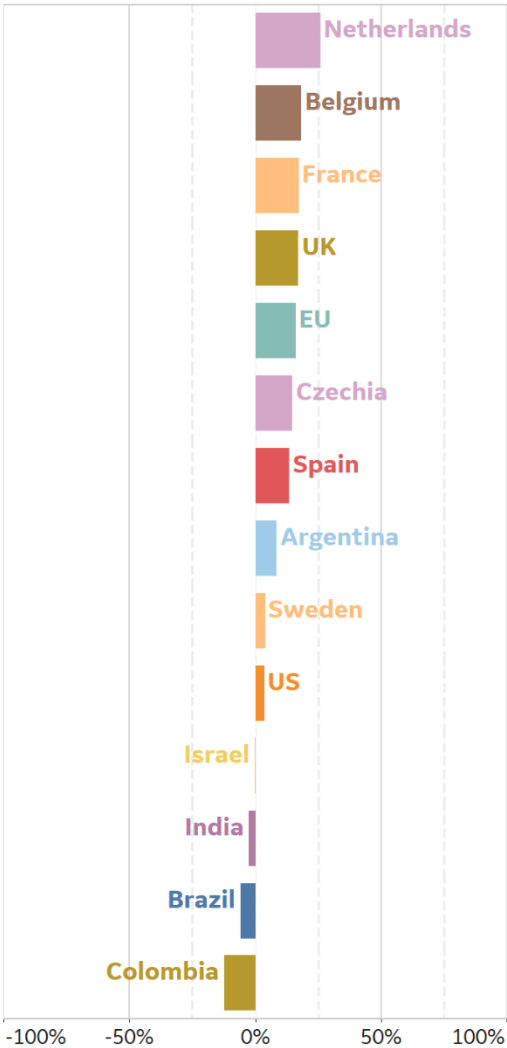




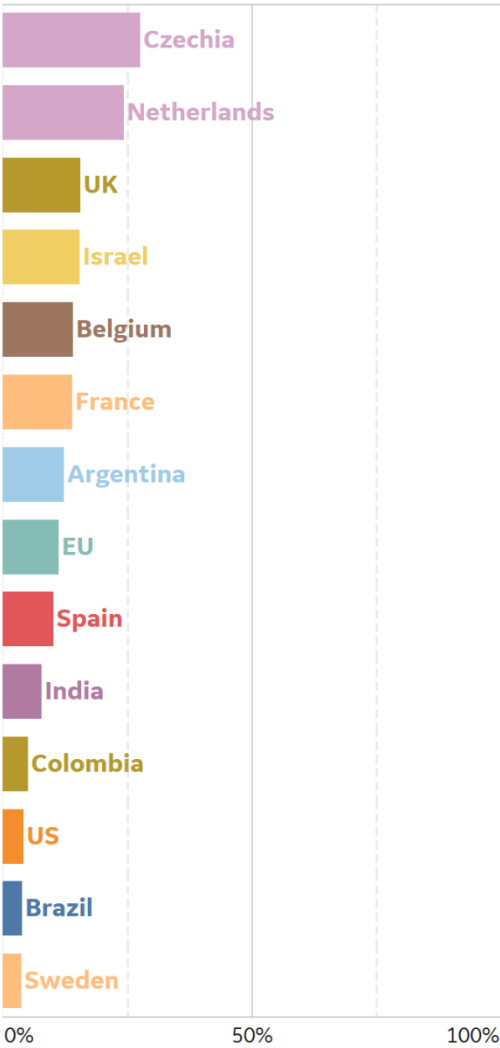
% Change in Case Volume in Select Countries

Over Previous 7 days

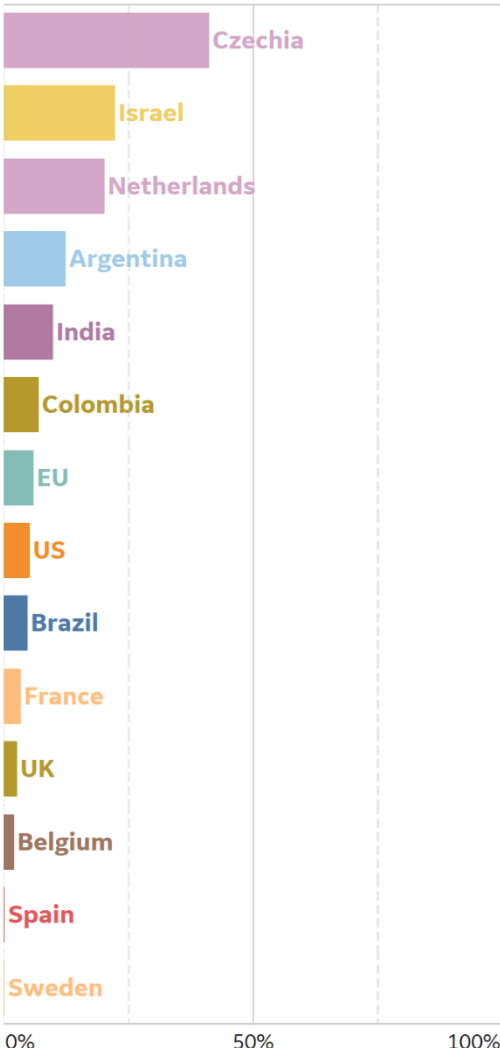
Active Cases



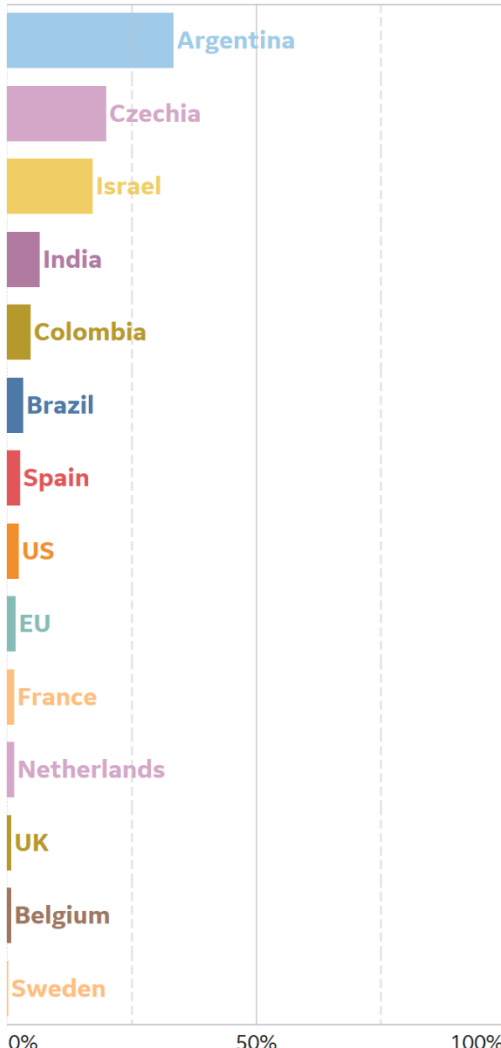
Confirmed Cases



Reported Recoveries

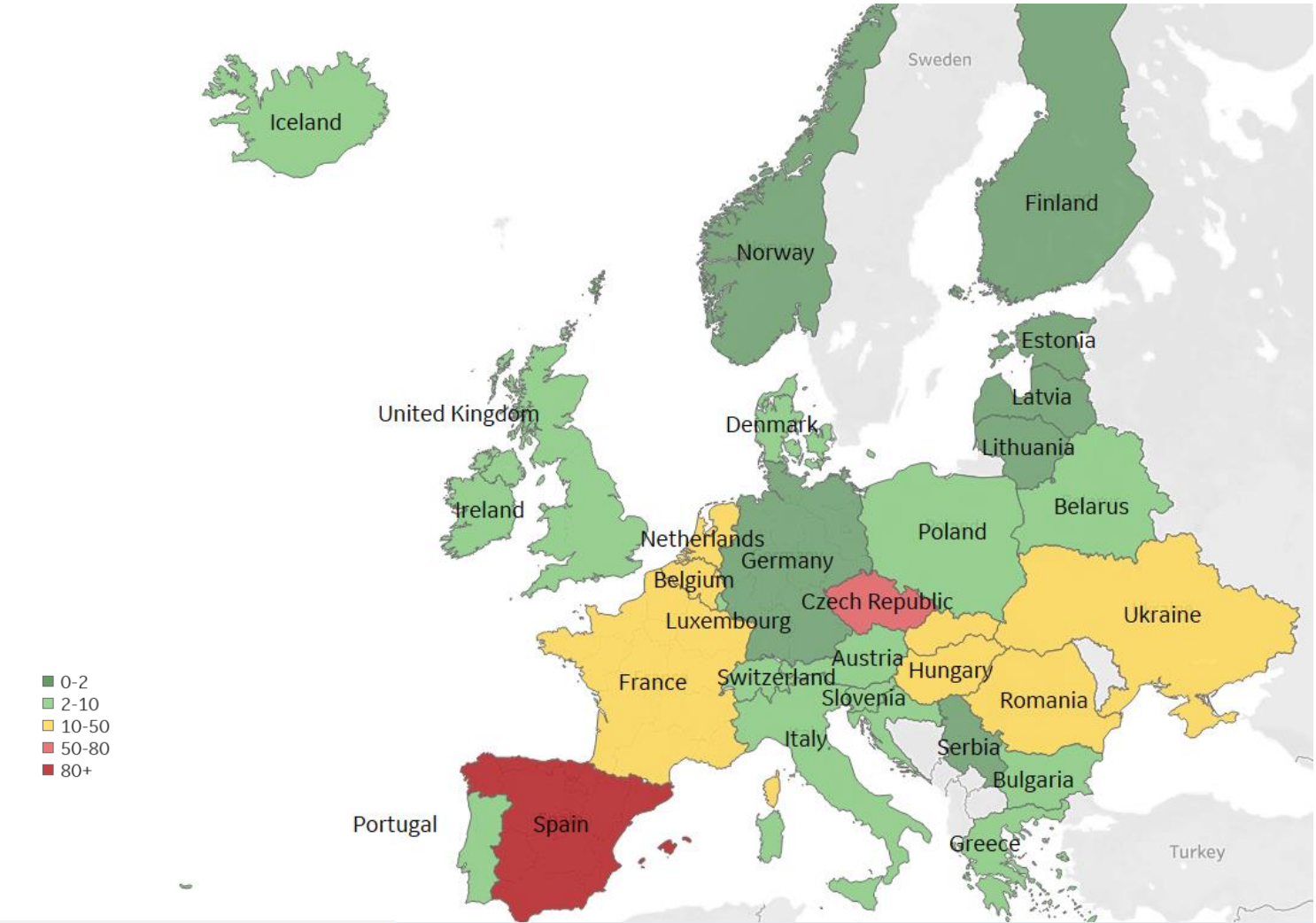


Reported Deaths





Feature: COVID Multivariate Index, Europe



Index = (RC + RD) * RP

RD = 90 * (D₁ + (D₂/2) + (D₃/3))
RC = C₁ + (C₂/2) + (C₃/3)
RP = Avg(Ppc, last 14 days)

Legend

RC: Recent Cases, County
RD: Recent Deaths, County
RP: Recent Positivity, State

D: Deaths / 1M, daily new
C: Confirmed Cases / 1M, daily new
Ppc: % Positive Cases, daily new

1: 0-7 days ago
2: 8-14 days ago
3: 15-21 days ago

Top 20 Countries
Excludes countries that have not reported positivity in over 7 days

	Recent Cases Index	Recent Deaths Index	Recent Positivity	Multivariate Index
Spain	416.3	404.7	10.9%	90
Czech Republic	388.3	217.7	11.5%	70
Ukraine	147.2	229.7	13.0%	49
France	316.4	163.9	8.6%	41
Romania	153.9	330.3	7.3%	35
Netherlands	293.5	101.9	8.1%	32
Hungary	172.0	171.9	8.5%	29
Belgium	284.6	112.4	4.7%	19
Slovakia	133.8	30.2	6.3%	10
Bulgaria	49.7	151.1	5.0%	10
Malta	150.9	427.1	1.6%	9
Poland	66.2	96.6	5.5%	9
Croatia	86.6	141.5	3.8%	9
Austria	146.6	52.3	4.3%	9
Portugal	130.8	109.1	3.5%	8
Slovenia	124.7	38.1	5.0%	8
United Kingdom	165.4	94.2	2.3%	6
Russia	95.3	154.5	2.0%	5
Ireland	136.6	41.7	2.5%	4
Greece	57.0	75.5	3.0%	4



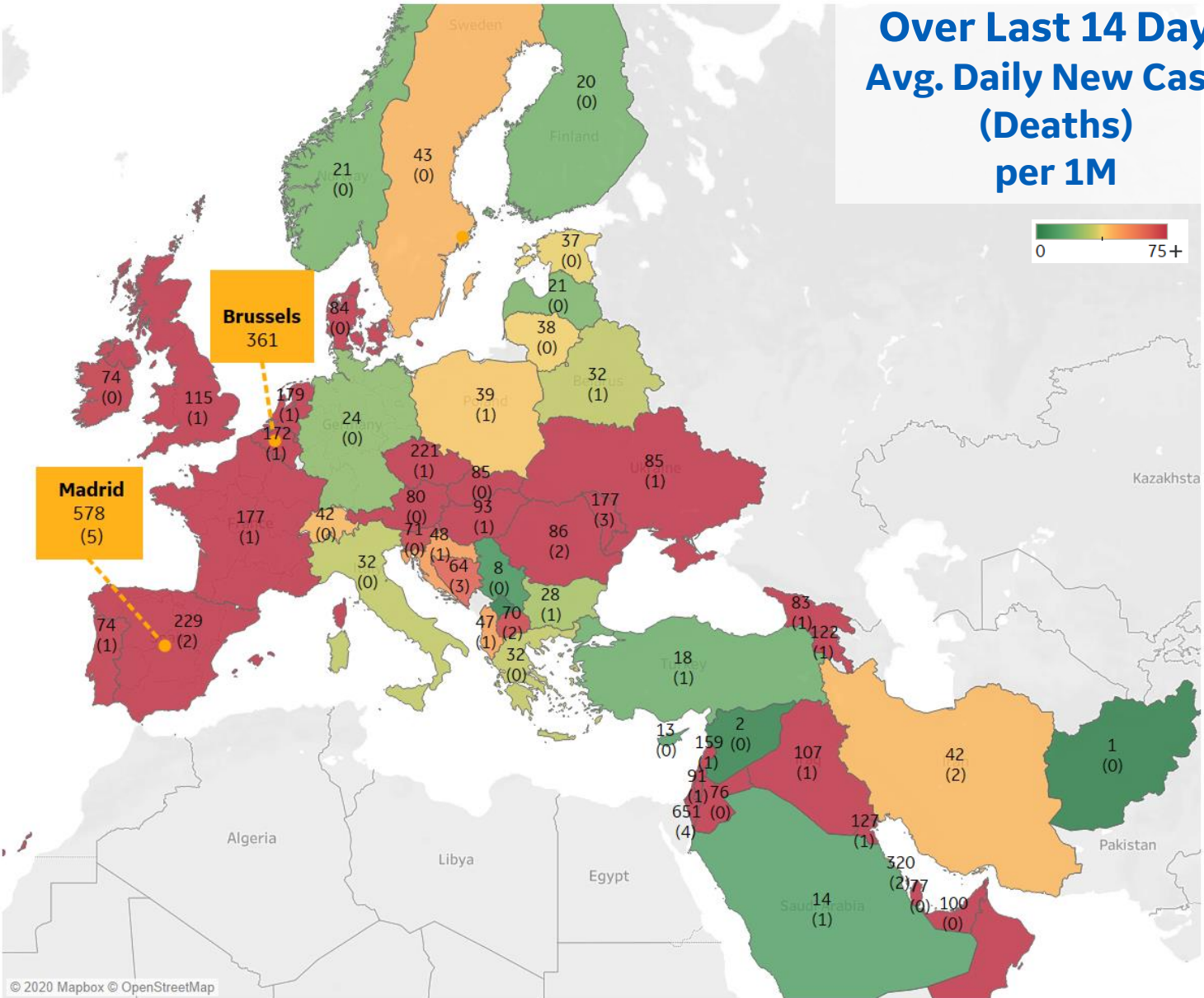
Per 1M in Region

	Today	Change
Active Cases	2,805	+1%
Confirmed	72 new	+1%
Deaths	1 new	+0.3%
Recovered	34 new	+1%

Most Daily New Cases / 1M

Israel	651
Bahrain	320
Spain	229
Czechia	221
Netherlands	179
France	177
Moldova	177
Belgium	172
Lebanon	159
Kuwait	127

* Excludes regions with population < 1M



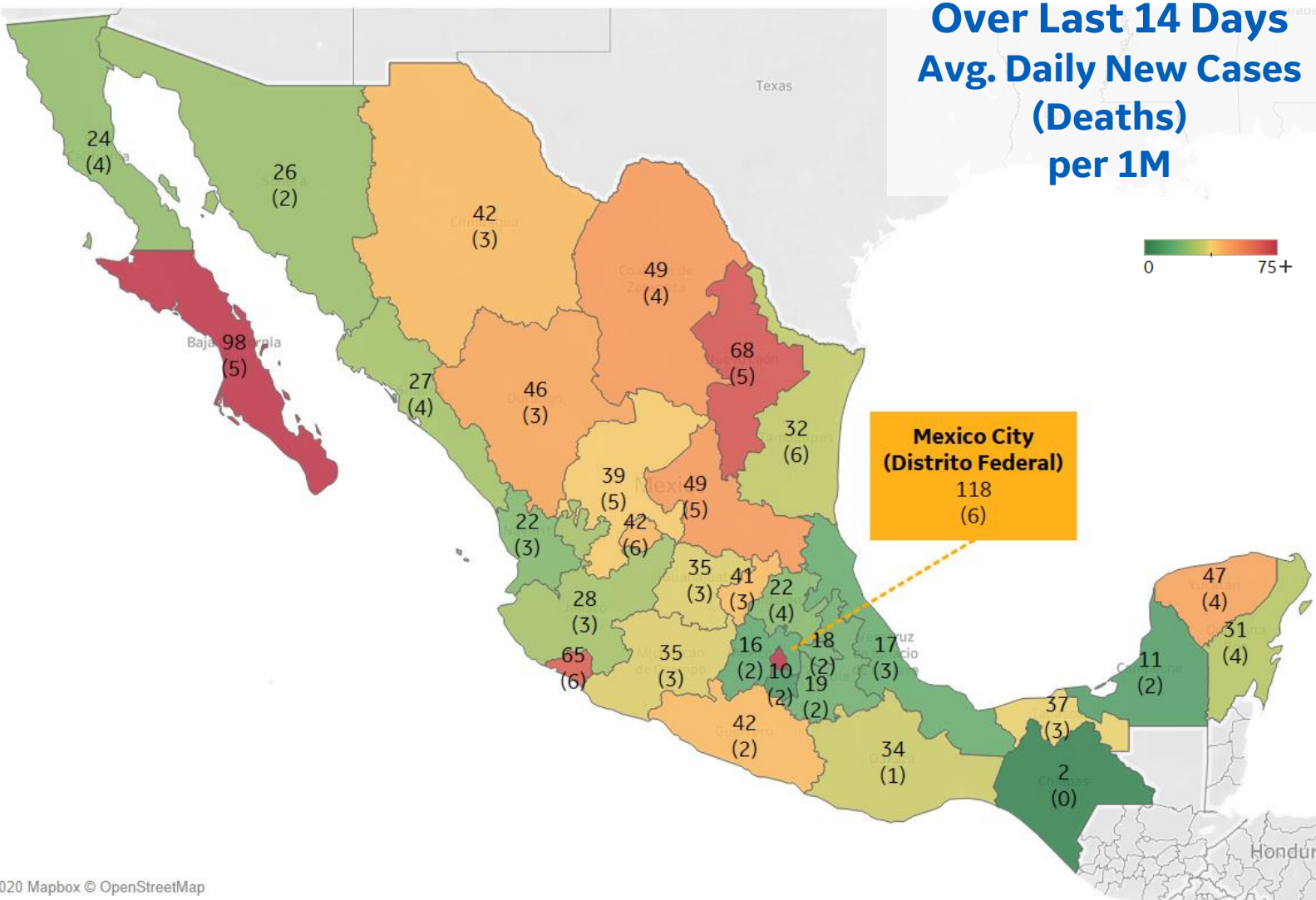


Per 1M in Region

	Today	Change
Active Cases	290	-9%
Confirmed	29 new	+0.5%
Deaths	2 new	+0.3%
Recovered	56 new	+1.1%

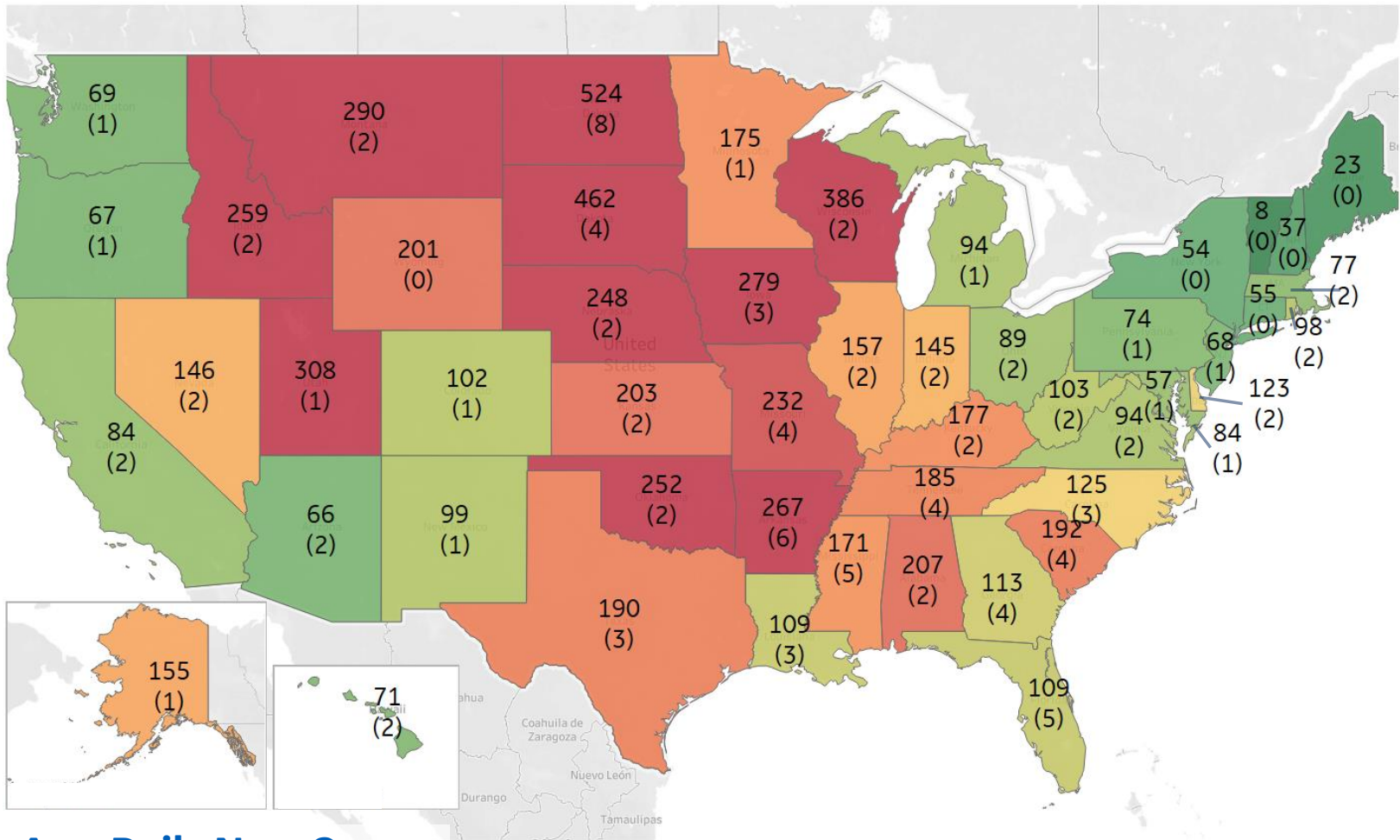
Most Daily New Cases / 1M

Distrito Federal	118
Baja California Sur	98
Nuevo León	68
Colima	65
Coahuila	49
San Luis Potosí	49
Yucatán	47
Durango	46
Aguascalientes	42
Chihuahua	42

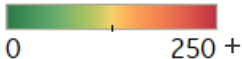




Over Last 14 Days...



Avg. Daily New Cases
(Deaths)
per 1M



Note: Scale different from other pages

Top 10 by New Confirmed

Avg New Confirmed Cases / 1M

North Dakota	524
South Dakota	462
Wisconsin	386
Utah	308
Montana	290
Iowa	279
Arkansas	267
Idaho	259
Oklahoma	252
Nebraska	248

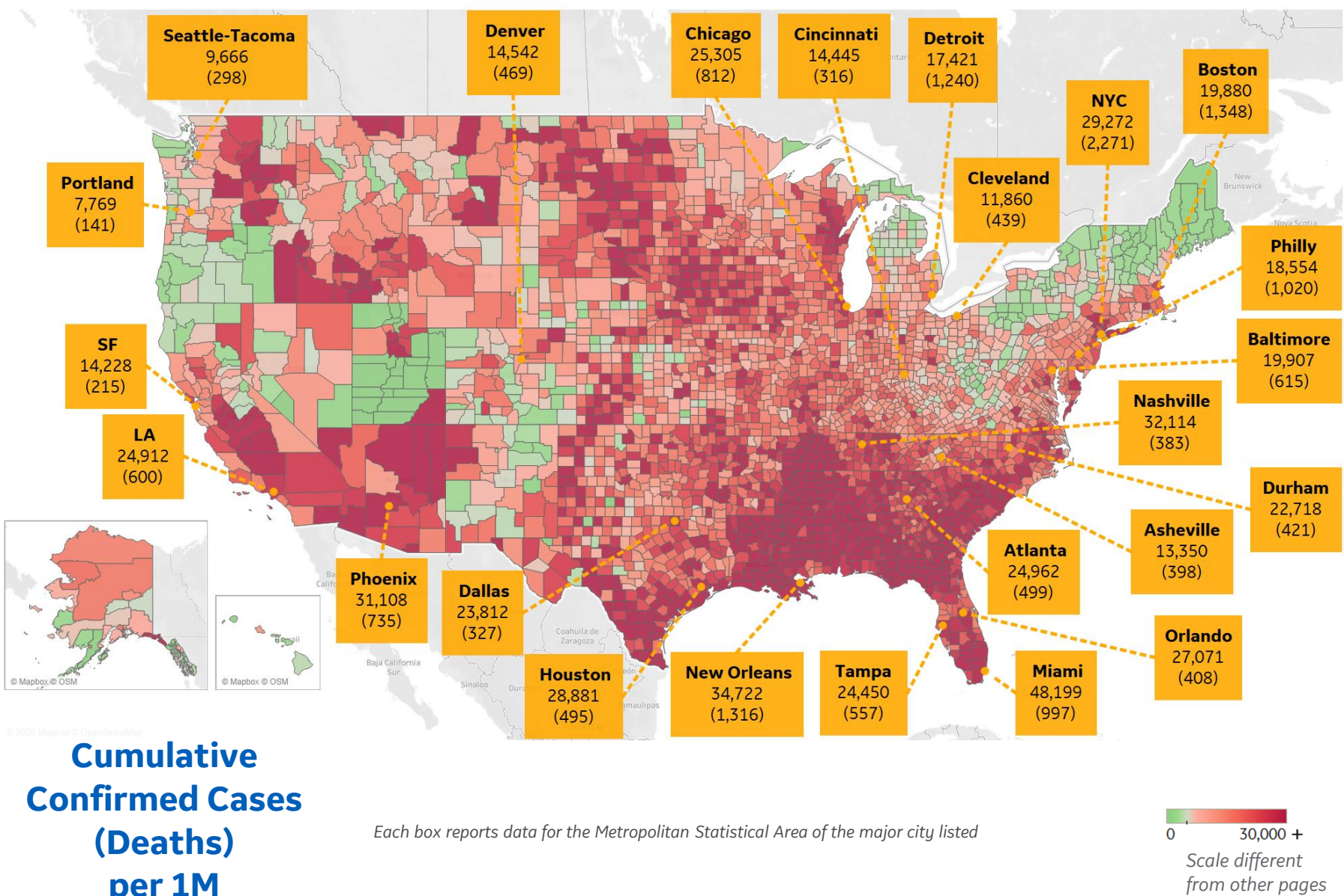
Top 10 by New Deaths

Avg New Deaths / 1M

North Dakota	8
Arkansas	6
Mississippi	5
Florida	5
Missouri	4
Georgia	4
Tennessee	4
South Dakota	4
South Carolina	4
Louisiana	3



US by County & Metro, Cumulative to Date



Top 25 Counties

Cumulative Confirmed Cases / 1M

Miami-Dade County, FL	63,382
Nueces County, TX	57,106
Cameron County, TX	54,225
Webb County, TX	50,605
Rockland County, NY	49,161
Yakima County, WA	45,820
Jefferson Parish, LA	41,073
Lubbock County, TX	40,506
Broward County, FL	39,909
Westchester County, NY	39,767
Brown County, WI	39,514
Escambia County, FL	39,200
Davidson County, TN	39,163
Charleston County, SC	38,954
Passaic County, NJ	38,334
Richland County, SC	37,808
Hidalgo County, TX	37,304
Leon County, FL	36,930
Kern County, CA	36,040
Tulare County, CA	35,176
Nassau County, NY	34,818
East Baton Rouge Parish, LA	34,784
Galveston County, TX	34,454
Osceola County, FL	33,959
Shelby County, TN	33,719

Note: Includes counties ≥ 250K population

* New York City counties aggregated into one reporting area



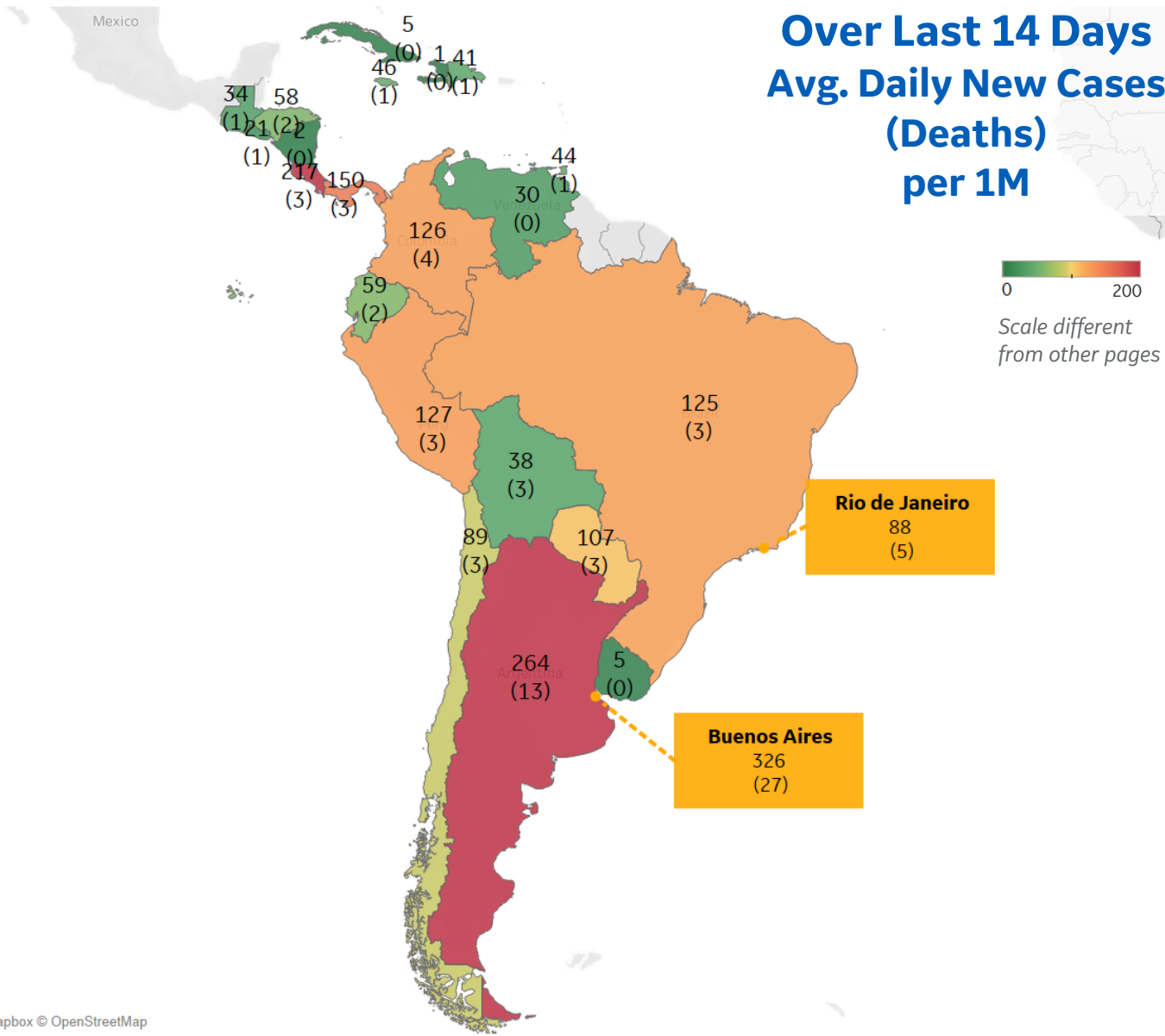
Per 1M in Region

	Today	Change
Active Cases	1,769	-2%
Confirmed	58 new	+0.3%
Deaths	2 new	+0.4%
Recovered	92 new	+1%

Most Daily New Cases / 1M

Argentina	264
Costa Rica	217
Panama	150
Peru	127
Colombia	126
Brazil	125
Paraguay	107
Chile	89
Ecuador	59
Honduras	58

* Excludes regions with population < 1M





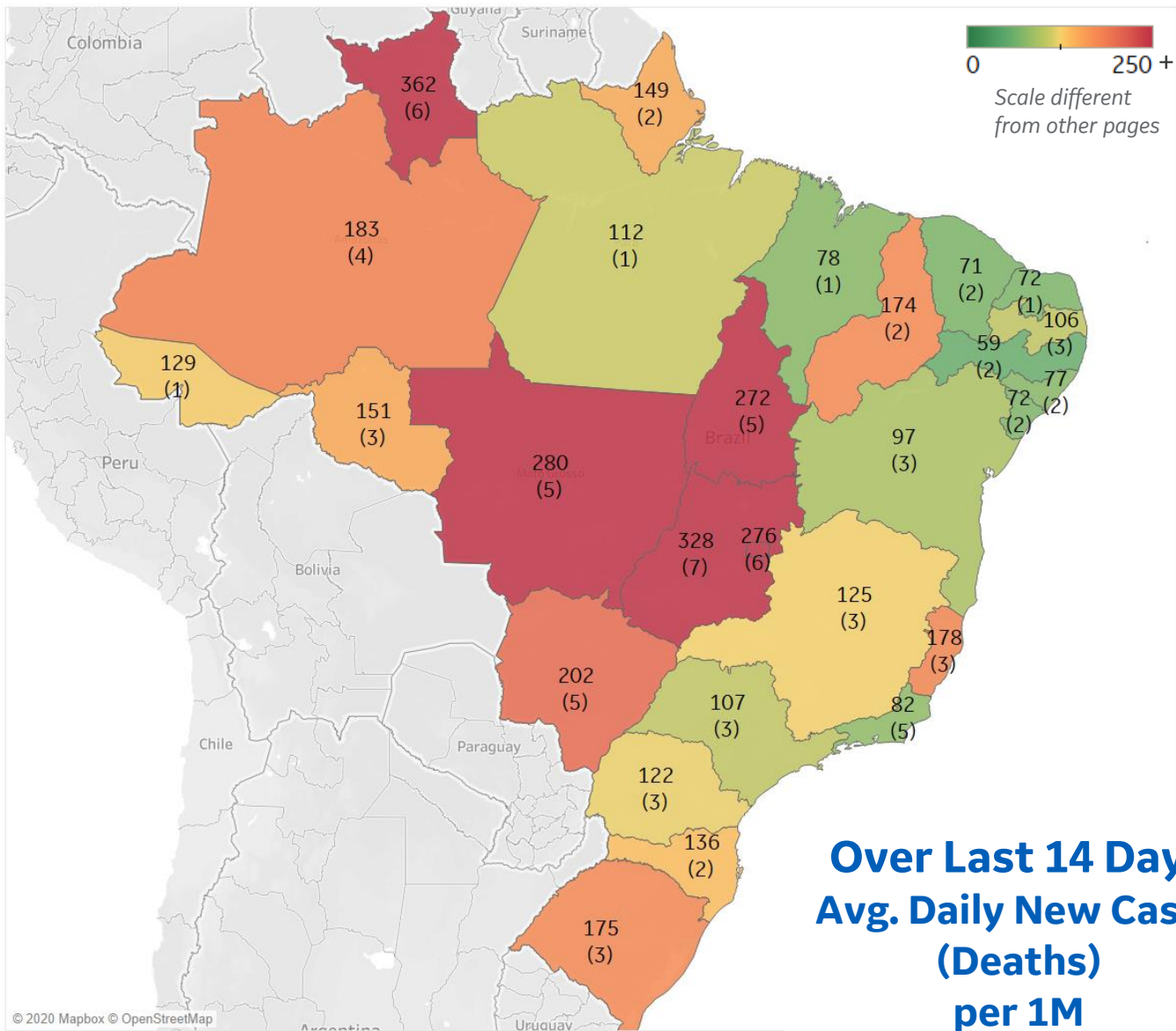
Per 1M in Region

	Today	Change
Active Cases	1,852	-2%
Confirmed	40 new	+0.2%
Deaths	2 new	+0.3%
Recovered	67 new	+0.3%

Most Daily New Cases / 1M

Goiás	328
MatoGrosso	280
Distrito Federal	276
Tocantins	272
MatoGrosso d..	202
Amazonas	183
Espírito Santo	178
Rio Grande do ..	175
Piauí	174
Rondônia	151

* Excludes regions with population < 1M



**Over Last 14 Days
Avg. Daily New Cases
(Deaths)
per 1M**



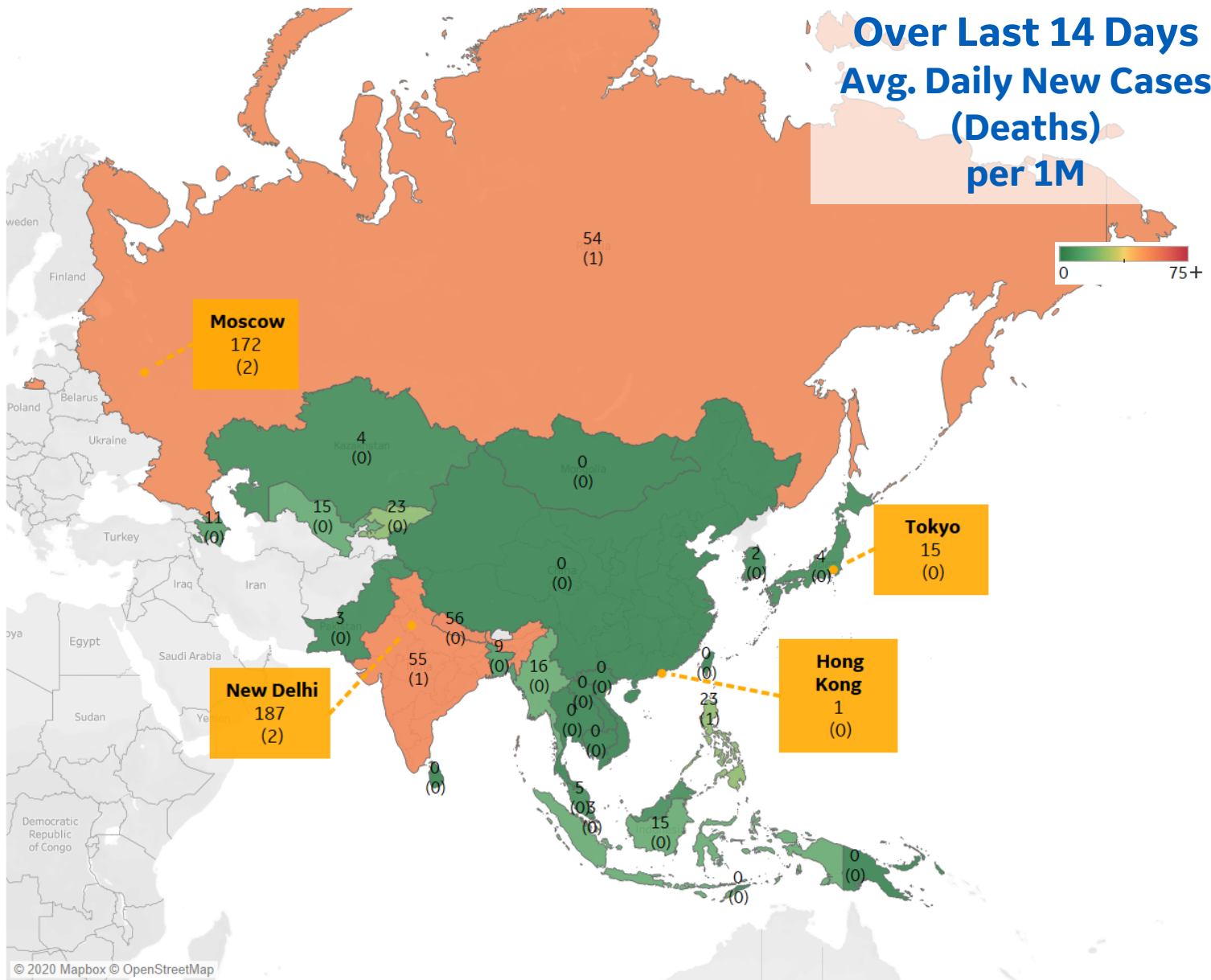
Per 1M in Region

	Today	Change
Active Cases	323	+0%
Confirmed	5 new	+0.2%
Deaths	0.1 new	+0.2%
Recovered	7 new	+0.4%

Most Daily New Cases / 1M

Nepal	56
India	55
Russia	54
Philippines	23
Kyrgyzstan	23
Myanmar	16
Indonesia	15
Uzbekistan	15
Azerbaijan	11
Bangladesh	9

* Excludes regions with population < 1M





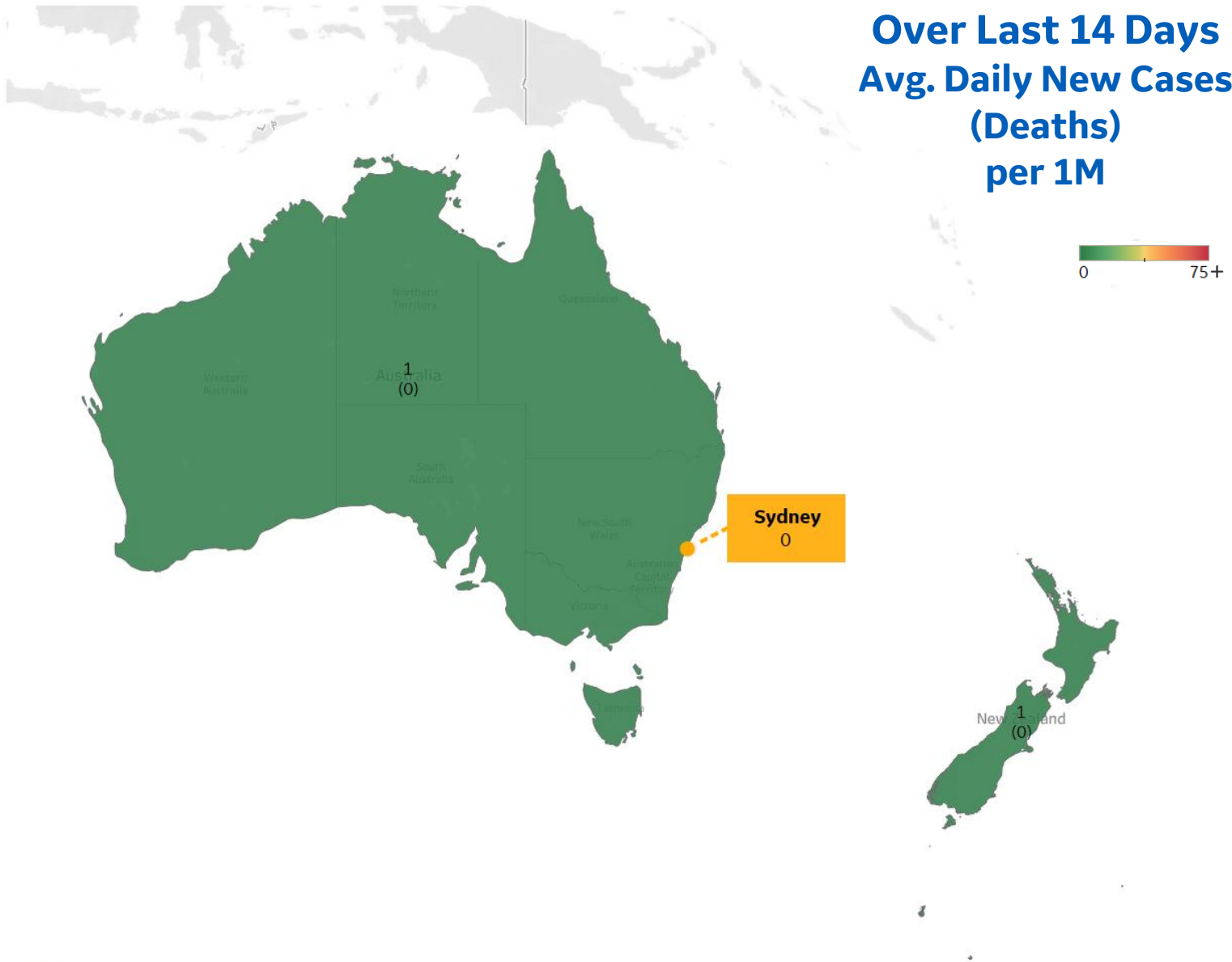
Per 1M in Region

	Today	Change
Active Cases	45	-1%
Confirmed	0.4 new	+0.05%
Deaths	0 new	+0%
Recovered	0 new	+0%

Most Daily New Cases / 1M

Australia	1
New Zealand	1

* Excludes regions with population < 1M





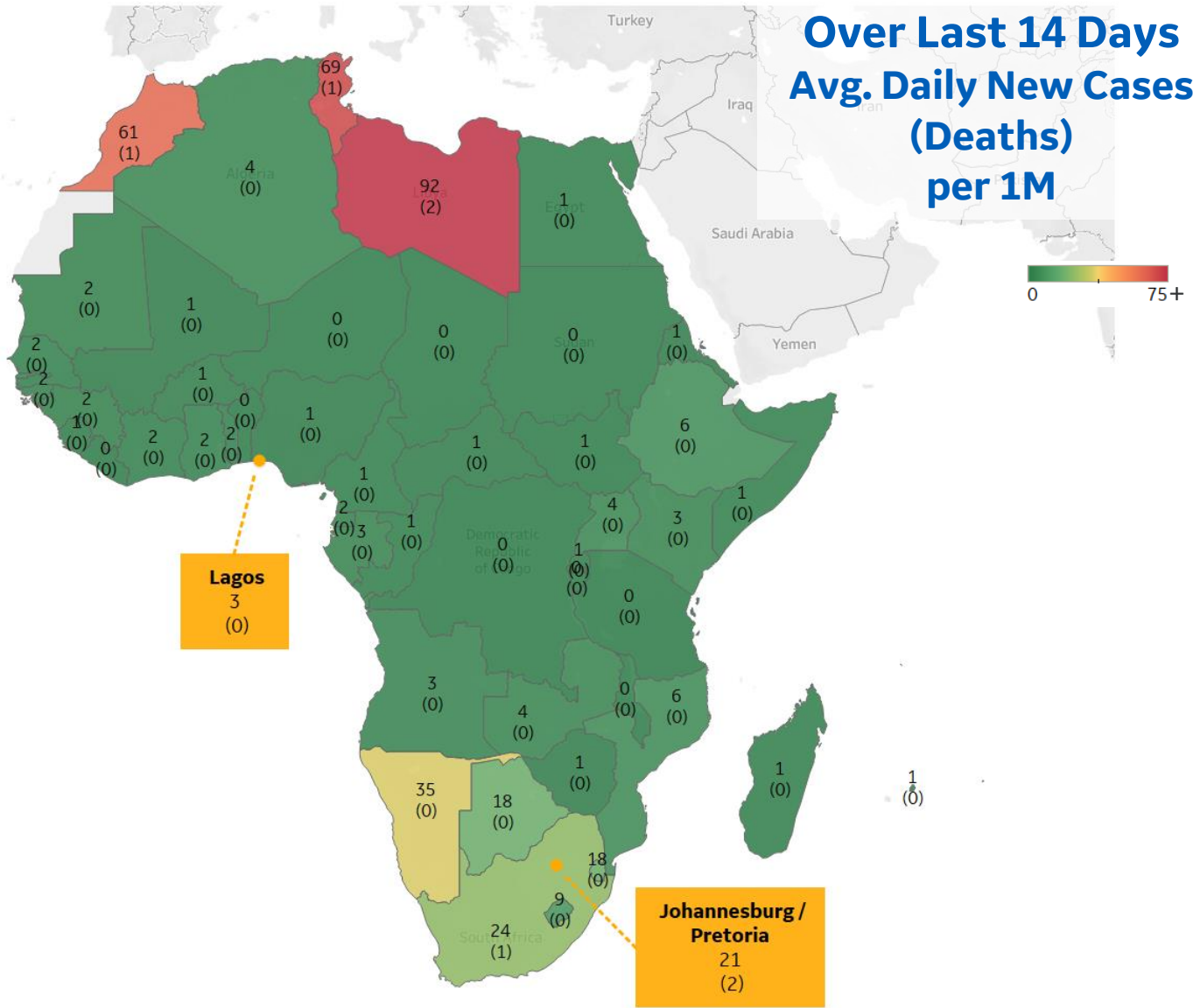
Per 1M in Region

	Today	Change
Active Cases	168	+0%
Confirmed	6 new	+0.5%
Deaths	0.1 new	+0.5%
Recovered	5 new	+0.5%

Most Daily New Cases / 1M

Libya	92
Tunisia	69
Morocco	61
Namibia	35
South Africa	24
Eswatini	18
Botswana	18
Lesotho	9
Ethiopia	6
Mozambique	6

* Excludes regions with population < 1M





Sources



*** Per 1M = Per 1 Million Population unless otherwise noted*

Johns Hopkins Coronavirus Resource Center:

<https://coronavirus.jhu.edu/map.html>

Worldometer Coronavirus Reporting:

<https://www.worldometers.info/coronavirus/>

Public Health England:

<https://www.gov.uk/government/publications/covid-19-track-coronavirus-cases>

US Department of Homeland Security, Homeland Infrastructure Foundation-Level Data:

<https://hifld-geoplatform.opendata.arcgis.com/datasets/hospitals>

City of New York, NYC Health:

<https://www1.nyc.gov/site/doh/covid/covid-19-data.page>

Chicago Coronavirus Latest Data:

<https://www.chicago.gov/city/en/sites/covid-19/home/latest-data.html>

National Health Commission of the PRC:

<http://www.nhc.gov.cn/xcs/yqtb/202003/bf66696029ba420098164607240074f8.shtml>

Korean Centers for Disease Control and Prevention:

http://www.cdc.go.kr/cdc_eng/

CDC, Severe Outcomes Among Patients with Coronavirus Disease 2019 (COVID-19):

<https://www.cdc.gov/mmwr/volumes/69/wr/mm6912e2.htm>

Italian Department of Civil Protection, COVID Monitoring:

<http://opendatadpc.maps.arcgis.com/apps/opsdashboard/index.html#/b0c68bce2cce478eaac82fe38d4138b1>

The COVID Tracking Project:

<https://covidtracking.com/data/>

UK Office for National Statistics

<https://www.ons.gov.uk/peoplepopulationandcommunity/birthsdeathsandmarriages/deaths/bulletins/deathsregisteredweeklyinenglandandwalesprovisional/weekending24april2020>

COVID-19 Information for Switzerland:

<https://www.corona-data.ch/>

Provincial Health Services Authority of Canada. BC Center for Disease Control:

<http://www.bccdc.ca/about/news-stories/stories/2020/information-on-novel-coronavirus>

Secretary of Health, Mexico:

<https://www.gob.mx/salud/en>

OECD Economic Outlooks, Statistics:

https://www.oecd-ilibrary.org/economics/data/oecd-economic-outlook-statistics-and-projections_eo-data-en

Public Health Authority of Sweden:

<https://www.folkhalsomyndigheten.se/smittskydd-beredskap/utbrott/aktuella-utbrott/covid-19/bekraftade-fall-i-sverige>

National Public Health Agency of France:

<https://www.santepubliquefrance.fr/regions/ile-de-france/documents/bulletin-regional/2020/covid-19-point-epidemiologique-en-ile-de-france-du-23-avril-2020>

Florida Department of Health, COVID-19 Response:

<https://floridahealthcovid19.gov>

CDC:

<https://www.cdc.gov/covid-data-tracker/index.html#demographics>

CDC Provisional COVID19 Deaths Counts

<https://data.cdc.gov/NCHS/Provisional-COVID-19-Death-Counts-by-Sex-Age-and-S/9bhg-hcku>

Johns Hopkins Coronavirus Resource Center:

<https://coronavirus.jhu.edu/map.html>

WHO Europe, Surveillance Report:

<http://www.euro.who.int/en/health-topics/health-emergencies/coronavirus-covid-19/weekly-surveillance-report>

WHO Europe, Principles for Transition:

<http://www.euro.who.int/en/media-centre/sections/statements/2020/statement-transition-to-a-new-normal-during-the-covid-19-pandemic-must-be-guided-by-public-health-principles>