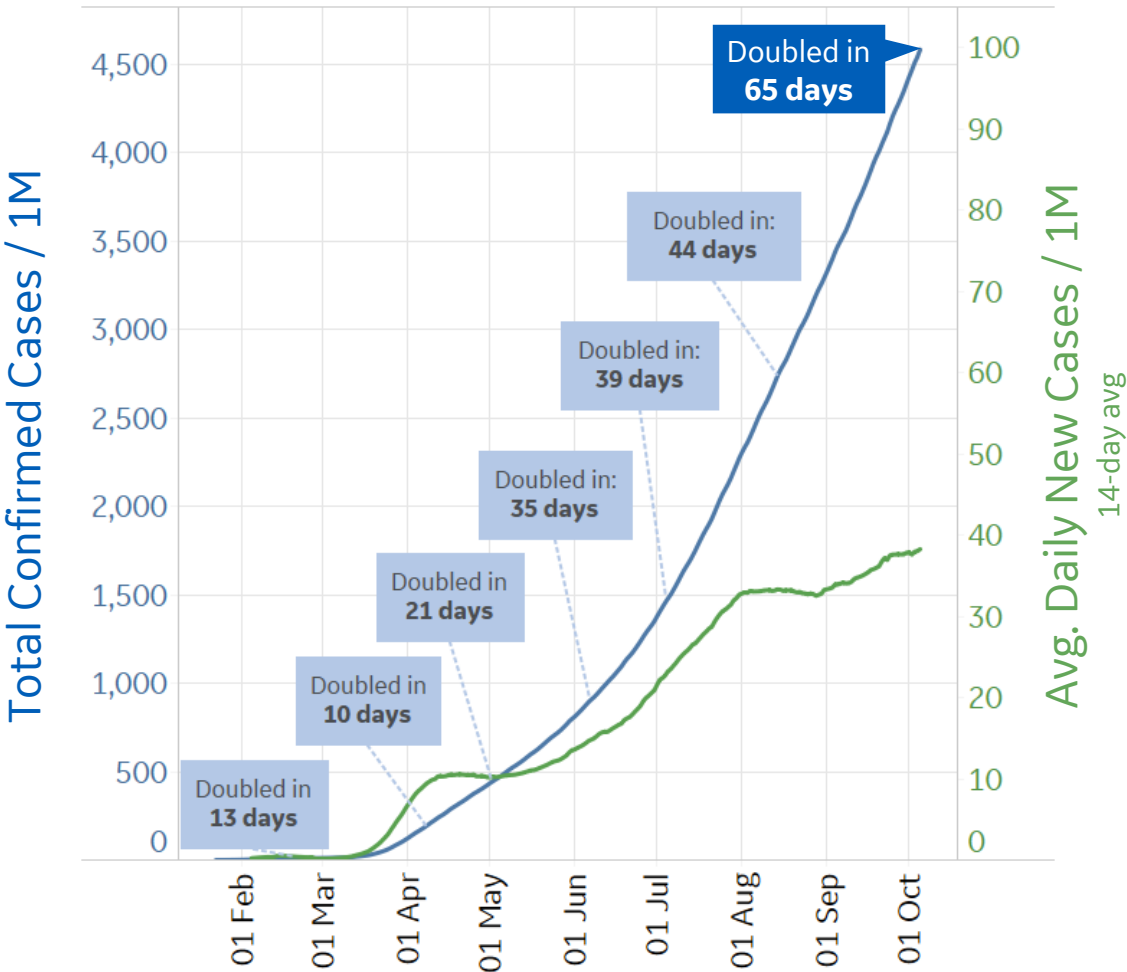




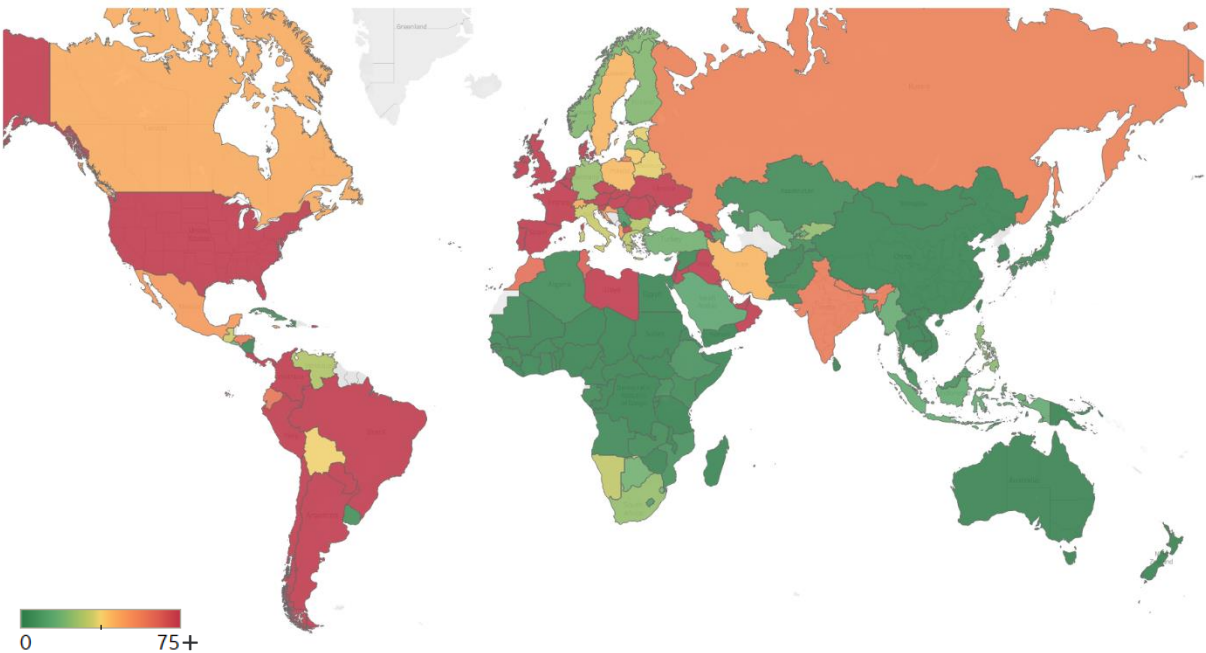
# Global Confirmed & Active Cases

Trend since 22 Jan



Avg. Daily New Cases / 1M

Over the last 14 days



Per 1M:	Today	Change
Active Today	1,251	+0.8%
Active	11 new	+0.8%
Confirmed	42 new	+0.9%
Deaths	1 new	+1%
Recovered	31 new	+1%



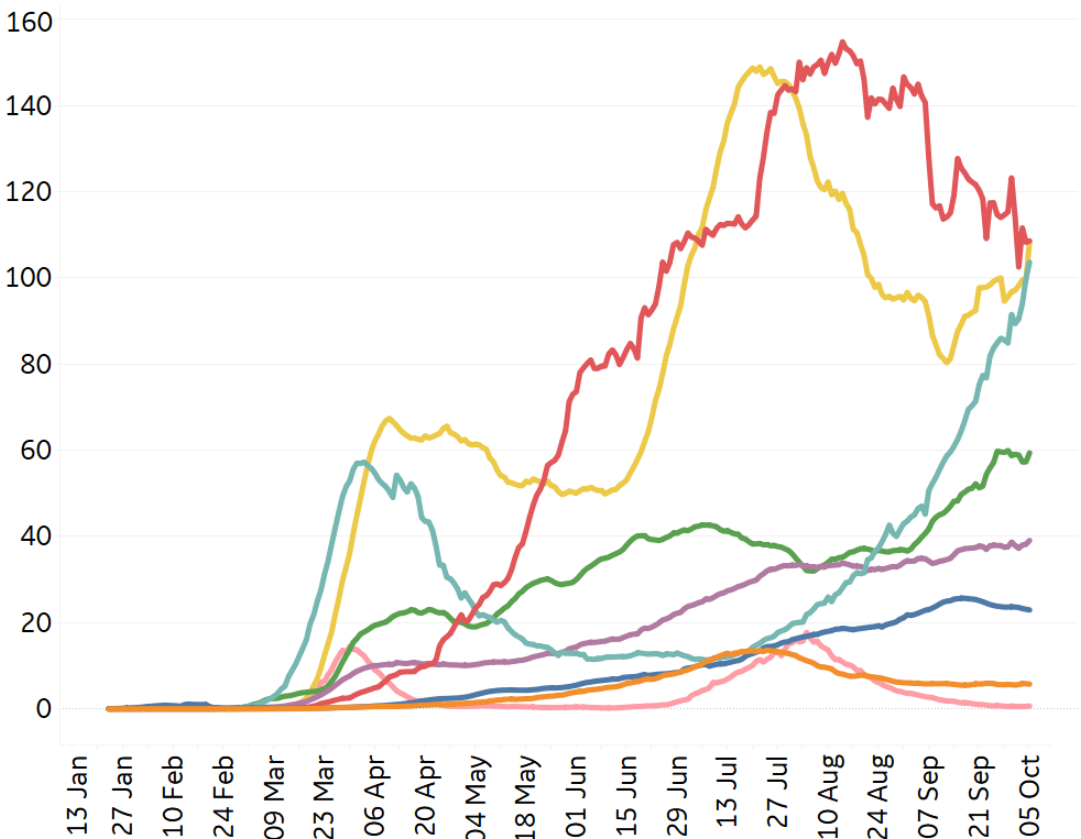
# New Confirmed Cases & New Deaths

Updated 6 Oct 2020, 3:30 GMT 2

Key **World** **North America** **Europe** **Middle East** **Cent & South America** **Asia** **Africa** **Oceania**

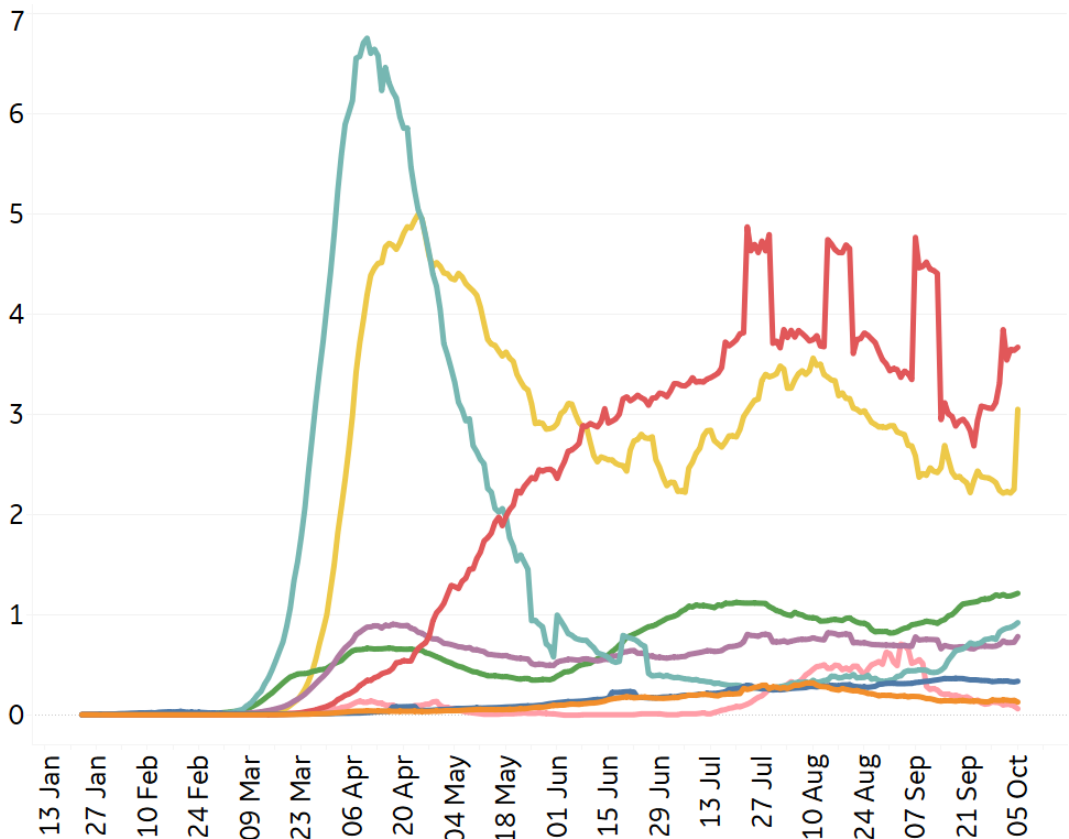
## New Confirmed Cases / 1M

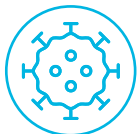
7-day rolling average



## New Deaths / 1M

7-day rolling average





# Top 50 Countries: Per 1M



## 1 - 25

	Average over last 7 days		Total Since 22 Jan			Change from 14d Ago in 14 day avg of daily new	
	New Confirmed	New Deaths	Total Confirmed	Total Recovered	Total Deaths	Confirmed	Deaths
Peru	99	2	25,117	21,419	993	-25%	-10%
Belgium	208	1	11,407	1,701	870	97%	212%
Bolivia	35	3	11,746	8,396	696	-35%	-21%
Brazil	122	3	23,181	20,690	690	-10%	-9%
Spain	199	2	17,397	3,216	689	-3%	36%
Chile	90	3	24,678	23,198	682	5%	14%
Ecuador	52	3	8,011	6,831	662	-12%	13%
Mexico	62	6	6,126	5,197	635	41%	38%
US	133	2	22,530	8,867	635	7%	-3%
UK	161	1	7,634	N/A**	625	141%	149%
Sweden	48	0	9,336	N/A**	584	126%	7%
Panama	154	3	26,866	21,420	563	-1%	-9%
Colombia	123	3	16,944	15,060	528	-7%	-12%
France	189	1	10,177	1,545	495	29%	58%
Argentina	274	17	17,916	14,360	475	11%	138%
Netherlands	181	1	8,244	262	380	87%	271%
Ireland	92	0	7,807	4,732	367	62%	20%
North Macedo..	82	2	9,059	7,434	365	27%	-22%
Moldova	202	3	14,105	10,279	341	50%	20%
EU	100	1	7,070	2,730	336	30%	55%
Armenia	150	1	17,777	15,088	332	89%	33%
Iran	44	2	5,663	4,671	324	37%	31%
South Africa	25	1	11,503	10,381	287	-10%	4%
Bos. and Herz.	63	3	8,671	6,715	271	-24%	11%
Kosovo	0	0	6,873	4,762	264	N/A	N/A

## 26 - 50

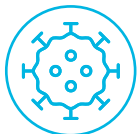
	Average over last 7 days		Total Since 22 Jan			Change from 14d Ago in 14 day avg of daily new	
	New Confirmed	New Deaths	Total Confirmed	Total Recovered	Total Deaths	Confirmed	Deaths
Romania	101	2	7,147	5,641	262	35%	11%
Honduras	65	2	8,079	3,005	246	9%	27%
Switzerland	54	0	6,463	5,292	240	-4%	-22%
Iraq	104	1	9,521	7,761	235	3%	-19%
Israel	644	4	31,461	23,610	203	43%	96%
Portugal	82	1	7,834	4,948	198	23%	27%
Dom. Rep.	45	1	10,606	8,383	198	-29%	-53%
Costa Rica	208	4	15,926	9,757	194	-8%	3%
Oman	105	2	19,938	17,742	193	15%	11%
Kyrgyzstan	28	0	7,301	6,671	163	114%	0%
Bahrain	274	1	42,970	39,924	153	-24%	54%
Kuwait	121	1	25,194	23,310	147	-20%	10%
Russia	64	1	8,359	6,706	146	48%	22%
Saudi Arabia	13	1	9,673	9,251	141	-26%	-5%
Paraguay	106	3	6,269	3,910	133	-4%	19%
Kazakhstan	4	0	5,768	5,505	92	-3%	-35%
Belarus	42	1	8,540	7,969	91	67%	12%
Libya	88	1	5,448	3,213	87	-13%	-5%
Qatar	68	0	43,974	42,923	75	-5%	-17%
West Bank an..	89	1	9,183	7,700	74	-38%	-9%
Czechia	263	2	7,990	4,355	71	58%	178%
Lebanon	175	1	6,689	2,966	61	71%	0%
UAE	110	0	10,084	9,040	43	27%	60%
Singapore	3	0	9,883	9,845	5	-62%	N/A
Total World	39	1	4,580	3,195	135	4%	10%

\*Change from 14d ago:  
Compares 14d-avgs. of Daily New Cases/Deaths today with 14d-avgs. from 14d ago

In the past week, **Global** confirmed cases grew 5% (+1,832,919 cases)

Sorted by Total Deaths / 1M  
Top 50 countries selected by Cases / 1M  
Excluded countries with population < 1M

N/A\*\* due to inconsistent reporting of Recovered Cases



# Top 50 Countries: Raw Volume

Updated 6 Oct 2020, 3:30 GMT

4

## 1 - 25

	Average over last 7 days		Total Since 22 Jan			Change from 14d Ago <sup>*</sup> in 14 day avg of daily new	
	New Confirmed	New Deaths	Total Confirmed	Total Recovered	Total Deaths	Confirmed	Deaths
US	43,981	730	7,457,402	2,935,142	210,181	7%	-3%
EU	44,452	400	3,148,000	1,215,368	149,699	30%	55%
Brazil	25,967	660	4,927,235	4,397,882	146,675	-10%	-9%
India	77,113	1,036	6,685,082	5,662,490	103,569	-12%	-9%
Mexico	8,009	753	789,780	670,034	81,877	41%	38%
UK	10,950	53	518,222	N/A**	42,459	141%	149%
Italy	2,317	22	327,586	232,681	36,002	36%	63%
Peru	3,267	69	828,169	706,223	32,742	-25%	-10%
France	12,330	82	664,289	100,873	32,317	29%	58%
Spain	9,307	116	813,412	150,376	32,225	-3%	36%
Iran	3,673	202	475,674	392,293	27,192	37%	31%
Colombia	6,279	172	862,158	766,300	26,844	-7%	-12%
Argentina	12,371	765	809,728	649,017	21,468	11%	138%
Russia	9,357	154	1,219,796	978,610	21,375	48%	22%
South Africa	1,507	61	682,215	615,684	17,016	-10%	4%
Chile	1,725	48	471,746	443,453	13,037	5%	14%
Ecuador	911	57	141,339	120,511	11,681	-12%	13%
Indonesia	4,057	111	307,120	232,593	11,253	12%	2%
Belgium	2,407	13	132,203	19,712	10,078	97%	212%
Canada	2,024	33	171,384	144,653	9,560	79%	239%
Germany	2,292	12	304,673	265,624	9,554	33%	178%
Iraq	4,198	59	382,949	312,158	9,464	3%	-19%
Turkey	1,457	62	326,046	286,370	8,498	-7%	9%
Bolivia	412	33	137,107	98,007	8,129	-35%	-21%
Pakistan	602	7	315,727	300,616	6,523	16%	34%

## 26 - 50

	Average over last 7 days		Total Since 22 Jan			Change from 14d Ago <sup>*</sup> in 14 day avg of daily new	
	New Confirmed	New Deaths	Total Confirmed	Total Recovered	Total Deaths	Confirmed	Deaths
Netherlands	3,107	11	141,258	4,492	6,509	87%	271%
Egypt	118	13	103,781	97,398	5,990	-22%	-17%
Sweden	480	2	94,283	N/A**	5,895	126%	7%
Philippines	2,496	66	324,762	273,123	5,840	-33%	-24%
Bangladesh	1,368	26	370,132	283,182	5,375	-16%	-14%
Romania	1,935	43	137,491	108,526	5,048	35%	11%
Saudi Arabia	445	27	336,766	322,055	4,898	-26%	-5%
China	21	0	90,652	85,540	4,739	-11%	-60%
Ukraine	4,250	64	236,329	104,966	4,530	29%	22%
Guatemala	560	10	94,182	82,828	3,302	8%	-32%
Poland	1,921	30	102,080	73,552	2,659	149%	107%
Panama	663	12	115,919	92,423	2,430	-1%	-9%
Morocco	2,227	37	134,695	113,336	2,369	8%	11%
Dom. Rep.	484	7	115,054	90,942	2,144	-29%	-53%
Israel	5,578	36	272,309	204,355	1,757	43%	96%
Kazakhstan	66	4	108,296	103,367	1,725	-3%	-35%
Japan	506	6	86,027	78,071	1,602	-9%	-40%
Costa Rica	1,059	18	81,129	49,703	987	-8%	3%
Oman	537	9	101,814	90,600	985	15%	11%
Czechia	2,812	20	85,566	46,636	758	58%	178%
Kuwait	516	3	107,592	99,549	628	-20%	10%
Nepal	2,074	10	89,263	65,202	554	33%	0%
UAE	1,091	2	99,733	89,410	429	27%	60%
Qatar	197	0	126,692	123,664	216	-5%	-17%
Total World	302,415	6,041	35,475,879	24,744,575	1,043,945	4%	10%

<sup>\*</sup>Change from 14d ago:  
Compares 14d-avgs. of Daily New Cases/Deaths  
today with 14d-avgs. from 14d ago

Reported deaths in **Argentina** grew 54% (+7,516 deaths)  
since 22 Sept, in part due to a backlog of previously unreported deaths

Sorted by Raw Total Deaths  
Top 50 countries selected by Total Cases  
Excluded countries with population < 1M

N/A\*\* due to inconsistent reporting of Recovered Cases





# United States: Per 1M



## 1 - 25

	Average over last 7 days		Total Since 22 Jan			Change from 14d Ago* in 14 day avg of daily new	
	New Confirmed	New Deaths	Total Confirmed	Total Recovered	Total Deaths	Confirmed	Deaths
New Jersey	74	0	23,498	3,948	1,817	48%	-12%
New York	66	1	23,930	3,965	1,707	44%	36%
Massachusetts	91	2	19,654	16,506	1,383	53%	16%
Connecticut	79	1	16,582	2,639	1,267	16%	-19%
Louisiana	105	3	36,249	33,162	1,202	-15%	-23%
Rhode Island	134	1	23,995	2,248	1,058	-12%	-43%
Mississippi	175	4	33,837	30,434	1,012	11%	-10%
DC	57	1	22,029	17,437	894	-14%	0%
Arizona	70	2	30,372	4,947	784	-18%	-12%
Michigan	100	1	14,291	9,965	715	16%	-8%
Illinois	158	2	24,155	N/A	714	13%	22%
Delaware	143	2	21,939	11,173	662	20%	0%
Florida	110	4	33,424	N/A	685	-13%	-4%
Georgia	113	3	30,489	N/A	677	-30%	5%
Maryland	92	1	21,138	1,267	655	-6%	-1%
S. Carolina	158	3	29,553	14,425	671	12%	-20%
Pennsylvania	84	1	13,209	10,518	641	20%	4%
Texas	163	3	27,394	23,579	567	-21%	-8%
Indiana	162	2	18,712	14,576	547	20%	17%
Nevada	151	2	26,764	728	527	57%	-33%
Alabama	196	2	32,573	13,858	522	9%	-26%
Arkansas	255	6	28,971	26,195	479	4%	-13%
Iowa	272	3	29,559	22,795	443	17%	0%
New Mexico	112	1	14,609	8,236	426	92%	-2%
Ohio	100	2	13,685	11,774	422	7%	-11%

## 26 - 51

	Average over last 7 days		Total Since 22 Jan			Change from 14d Ago* in 14 day avg of daily new	
	New Confirmed	New Deaths	Total Confirmed	Total Recovered	Total Deaths	Confirmed	Deaths
California	82	2	21,146	N/A	409	-8%	-14%
Virginia	98	2	17,846	2,096	383	-16%	-24%
Minnesota	181	2	18,583	16,742	379	43%	6%
Colorado	100	1	12,766	1,152	359	38%	13%
Tennessee	208	4	29,828	27,122	380	0%	0%
N. Carolina	157	3	20,953	18,368	347	55%	11%
Missouri	212	3	22,057	N/A	357	-1%	132%
New Hampshire	46	0	6,358	5,670	326	46%	0%
North Dakota	540	8	31,312	26,103	363	26%	127%
Washington	68	1	11,855	N/A	283	46%	14%
Idaho	280	2	24,858	12,831	273	57%	-35%
Kentucky	199	2	16,375	2,786	272	27%	-12%
South Dakota	462	5	27,805	22,693	280	61%	59%
Oklahoma	245	2	23,246	19,751	267	3%	13%
Nebraska	272	2	24,948	17,893	260	27%	6%
Wisconsin	411	2	23,076	18,613	237	54%	80%
Kansas	190	3	21,224	743	240	13%	-18%
West Virginia	98	2	9,346	6,724	205	-1%	-22%
Montana	325	2	13,892	9,028	178	109%	-29%
Utah	324	1	24,555	18,080	150	53%	128%
Oregon	70	1	8,310	1,381	136	45%	-9%
Maine	26	0	4,124	3,576	106	8%	-67%
Hawaii	66	3	9,079	7,378	111	-7%	9%
Vermont	16	0	2,912	2,604	93	44%	N/A
Wyoming	216	1	11,454	9,109	92	85%	-43%
Alaska	198	0	11,774	7,457	79	57%	333%

\*Change from 14d ago:  
Compares 14d-avgs. of Daily New Cases/Deaths  
today with 14d-avgs. from 14d ago

Compared to 14 days ago, **average daily new cases** are  
**up** in 37 states, **down** in 12 states, and level in 1 state

Sorted by Total Deaths / 1M

N/As due to states revising and updating case counts



# United States: Raw Volume



## 1 - 25

	Average over last 7 days		Total Since 22 Jan			Change from 14d Ago* in 14 day avg of daily new	
	New Confirmed	New Deaths	Total Confirmed	Total Recovered	Total Deaths	Confirmed	Deaths
New York	1,294	11	465,515	77,141	33,214	44%	36%
New Jersey	658	4	208,713	35,070	16,138	48%	-12%
Texas	4,732	90	794,319	683,700	16,437	-21%	-8%
California	3,257	77	835,507	N/A	16,171	-8%	-14%
Florida	2,367	96	717,874	N/A	14,712	-13%	-4%
Massachusetts	627	16	135,462	113,768	9,530	53%	16%
Illinois	2,001	28	306,088	N/A	9,054	13%	22%
Pennsylvania	1,072	17	169,101	134,649	8,207	20%	4%
Michigan	1,003	13	142,726	99,521	7,139	16%	-8%
Georgia	1,205	33	323,714	N/A	7,192	-30%	5%
Arizona	509	12	221,070	36,007	5,707	-18%	-12%
Louisiana	489	15	168,512	154,163	5,586	-15%	-23%
Ohio	1,166	26	159,964	137,633	4,931	7%	-11%
Connecticut	282	2	59,120	9,408	4,517	16%	-19%
Maryland	559	3	127,791	7,657	3,961	-6%	-1%
Indiana	1,093	13	125,976	98,127	3,681	20%	17%
N. Carolina	1,647	27	219,754	192,644	3,637	55%	11%
S. Carolina	815	17	152,159	74,272	3,456	12%	-20%
Virginia	840	15	152,322	17,893	3,273	-16%	-24%
Mississippi	522	13	100,703	90,577	3,013	11%	-10%
Alabama	961	8	159,713	67,948	2,559	9%	-26%
Tennessee	1,424	30	203,699	185,221	2,597	0%	0%
Washington	520	8	90,276	N/A	2,158	46%	14%
Minnesota	1,023	10	104,799	94,416	2,136	43%	6%
Missouri	1,301	19	135,374	N/A	2,188	-1%	132%

## 26 - 51

	Average over last 7 days		Total Since 22 Jan			Change from 14d Ago* in 14 day avg of daily new	
	New Confirmed	New Deaths	Total Confirmed	Total Recovered	Total Deaths	Confirmed	Deaths
Nevada	464	5	82,437	2,241	1,623	57%	-33%
Iowa	858	11	93,260	71,920	1,398	17%	0%
Arkansas	769	17	87,430	79,052	1,447	4%	-13%
Wisconsin	2,396	14	134,359	108,371	1,381	54%	80%
Kentucky	888	7	73,158	12,445	1,214	27%	-12%
Rhode Island	142	2	25,419	2,381	1,121	-12%	-43%
Oklahoma	970	7	91,982	78,155	1,055	3%	13%
New Mexico	235	3	30,632	17,270	894	92%	-2%
Kansas	553	8	61,831	2,165	698	13%	-18%
Delaware	139	2	21,363	10,880	645	20%	0%
DC	40	1	15,547	12,306	631	-14%	0%
Oregon	294	4	35,049	5,826	572	45%	-9%
Nebraska	526	4	48,259	34,613	503	27%	6%
Idaho	500	4	44,422	22,930	487	57%	-35%
Utah	1,040	4	78,723	57,965	482	53%	128%
New Hampshire	62	1	8,645	7,710	443	46%	0%
West Virginia	176	4	16,749	12,051	367	-1%	-22%
North Dakota	411	6	23,862	19,892	277	26%	127%
South Dakota	409	4	24,598	20,076	248	61%	59%
Montana	348	2	14,847	9,649	190	109%	-29%
Maine	35	0	5,544	4,807	142	8%	-67%
Hawaii	93	4	12,854	10,446	157	-7%	9%
Vermont	10	0	1,817	1,625	58	44%	N/A
Alaska	145	0	8,613	5,455	58	57%	333%
Wyoming	125	0	6,629	5,272	53	85%	-43%
Colorado	578	4	73,515	6,635	2,069	38%	13%

\*Change from 14d ago:  
Compares 14d-avgs. of Daily New Cases/Deaths  
today with 14d-avgs. from 14d ago

In the past 14 days, confirmed cases in **Wisconsin** grew 29% (+30,189 cases)

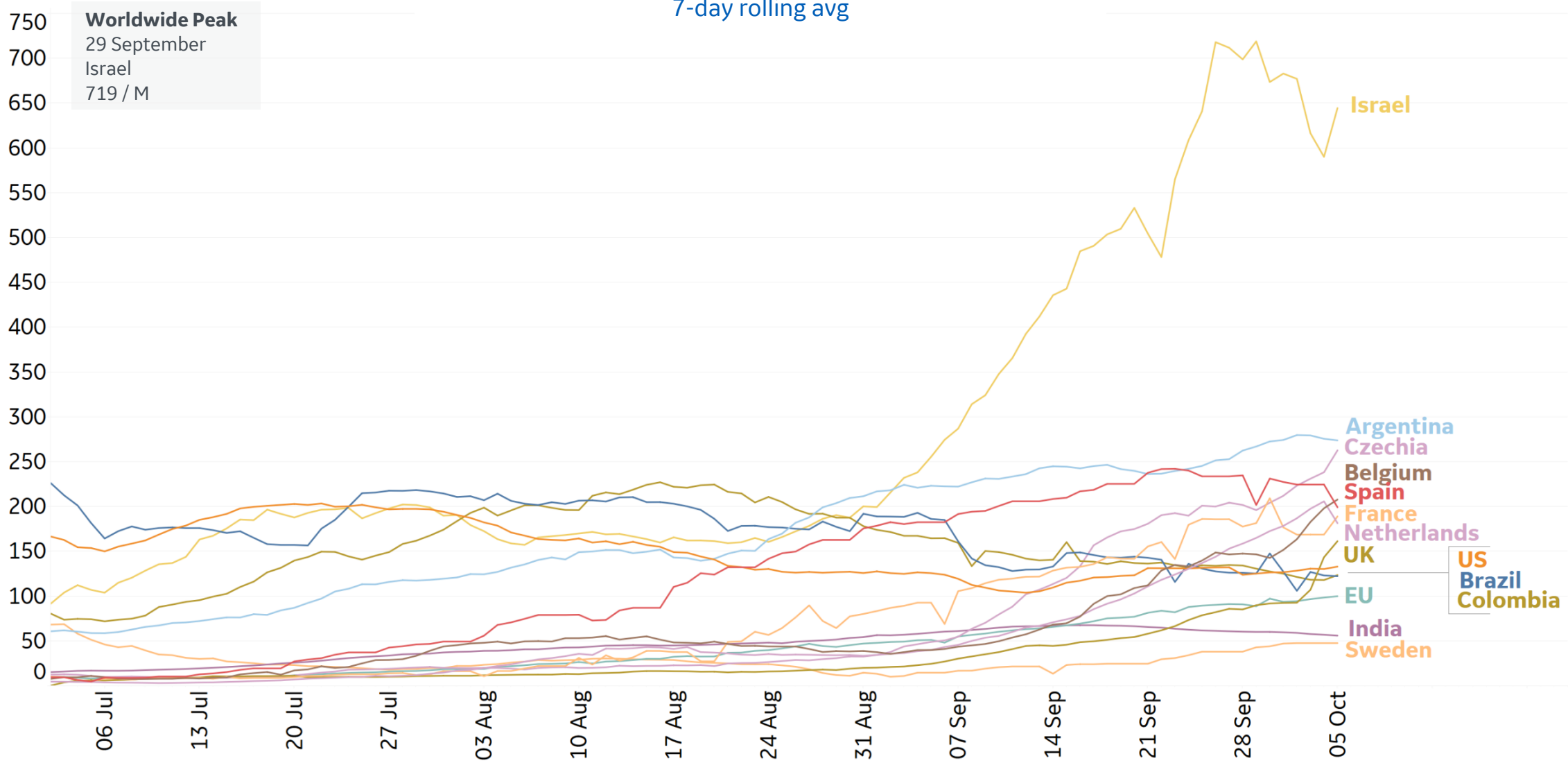
Sorted by Raw Total Deaths

N/As due to states revising and updating case counts



# New Confirmed Cases in Select Countries

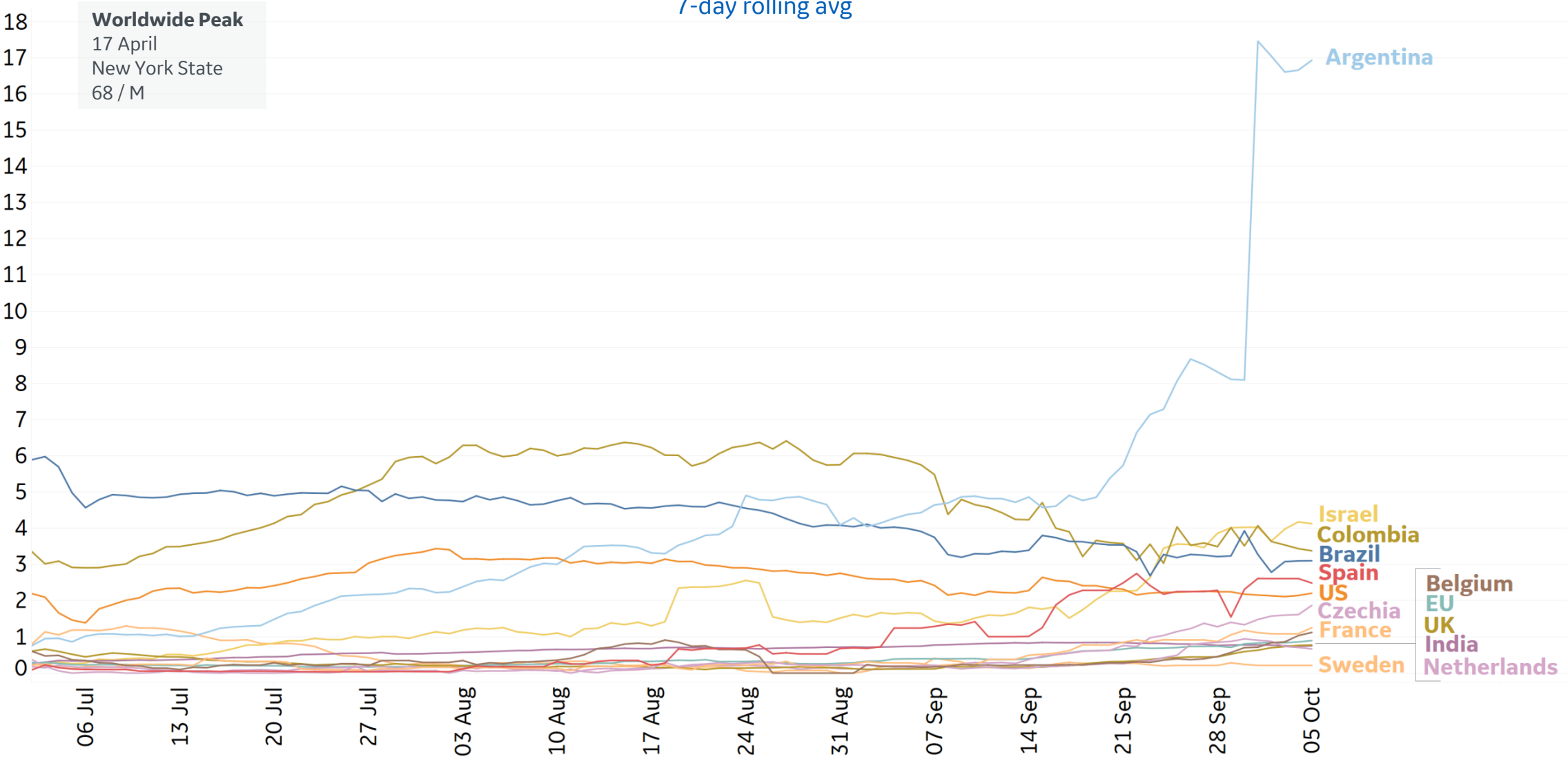
Daily New Confirmed Cases / 1M  
7-day rolling avg





# New Deaths in Select Countries

Daily New Deaths / 1M  
7-day rolling avg



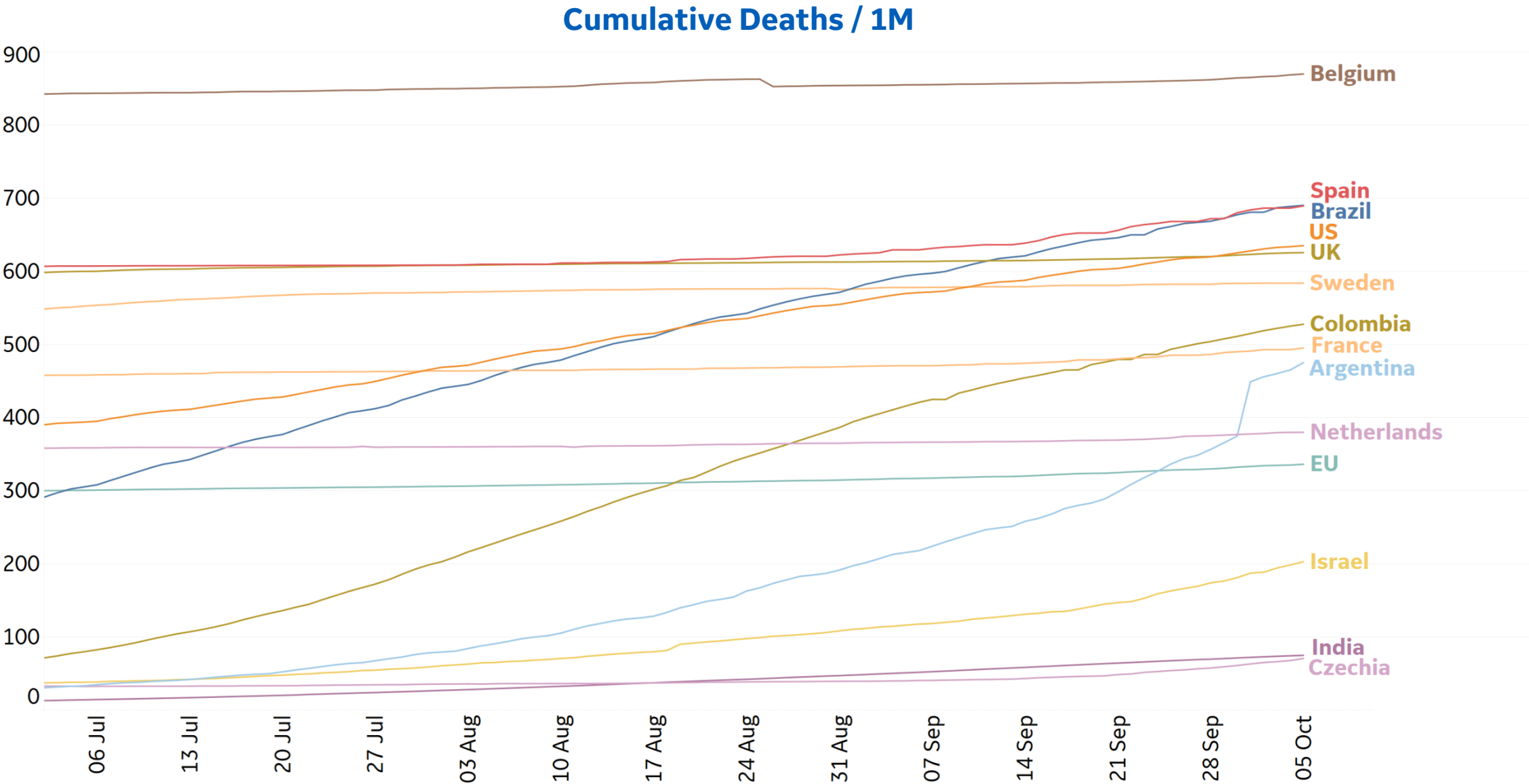
\*Large jump in Argentina's daily new deaths due to batched reporting





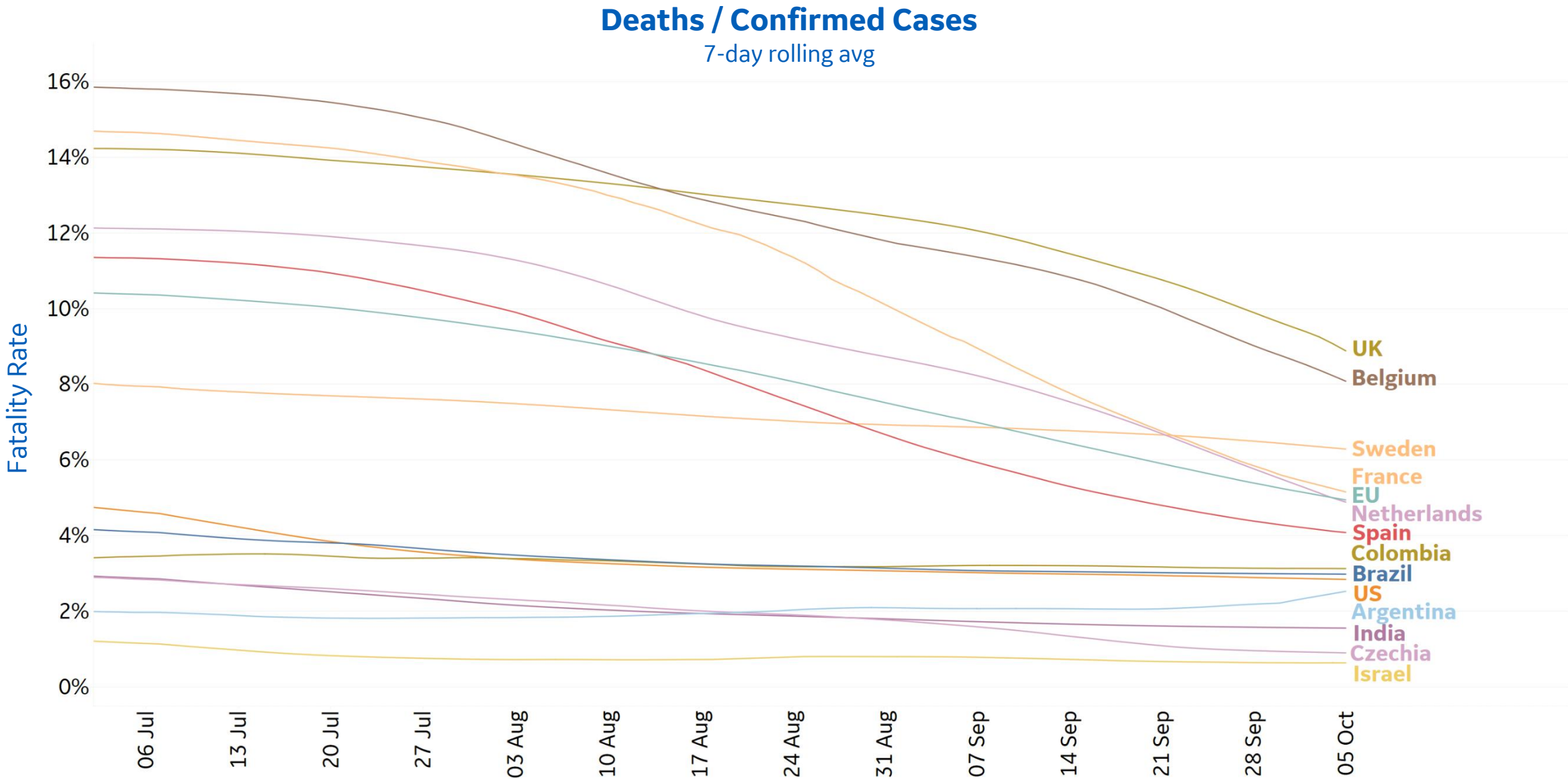
# Cumulative Deaths in Select Countries

Updated 6 Oct 2020, 3:30 GMT





# Fatality Rate in Select Countries

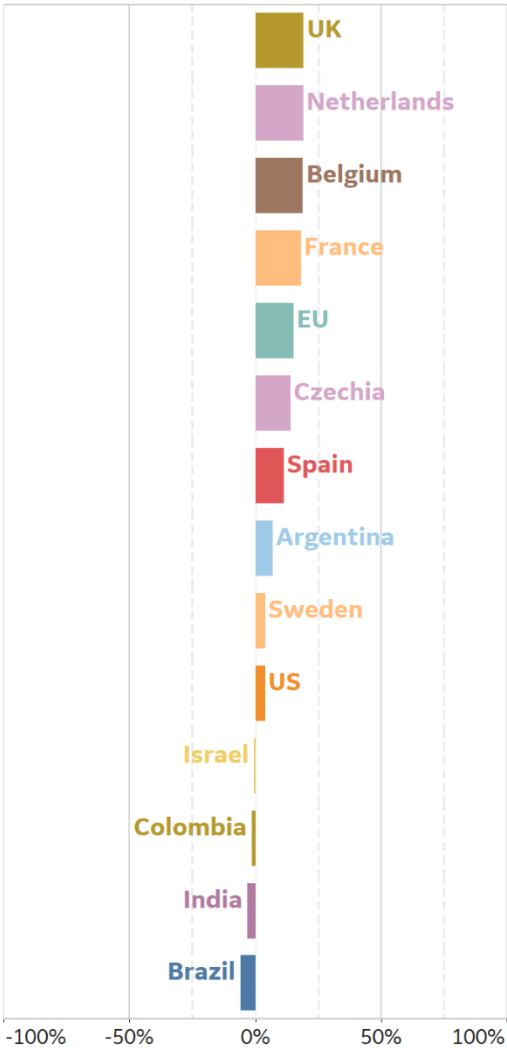




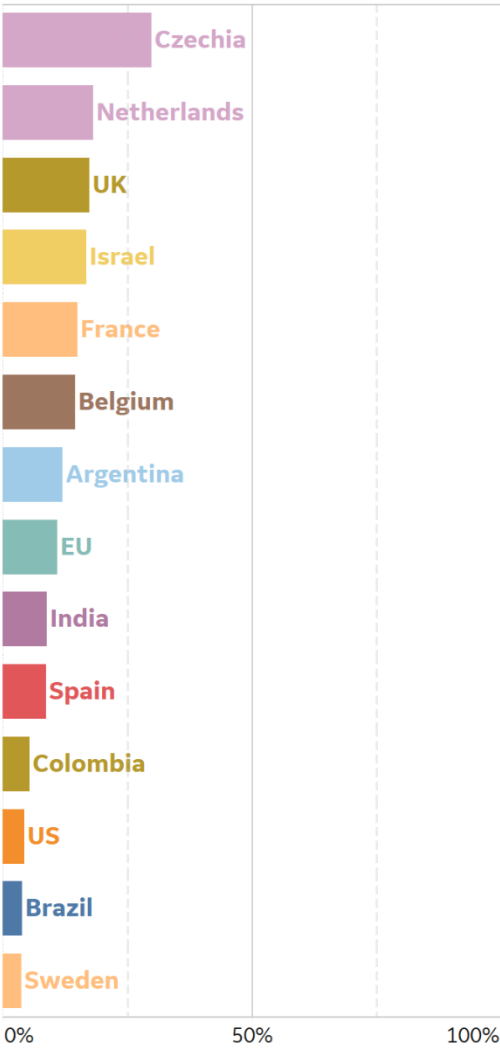
# % Change in Case Volume in Select Countries

Over Previous 7 days

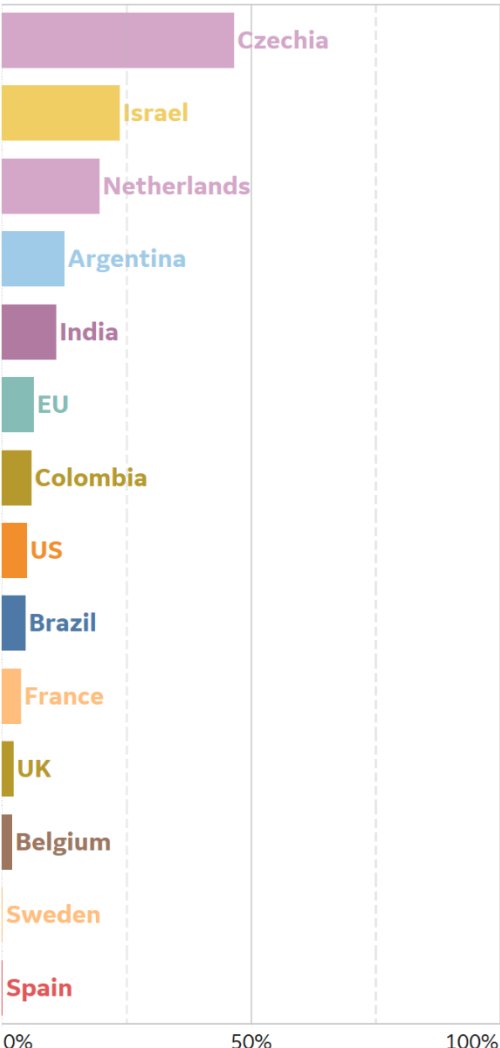
Active Cases



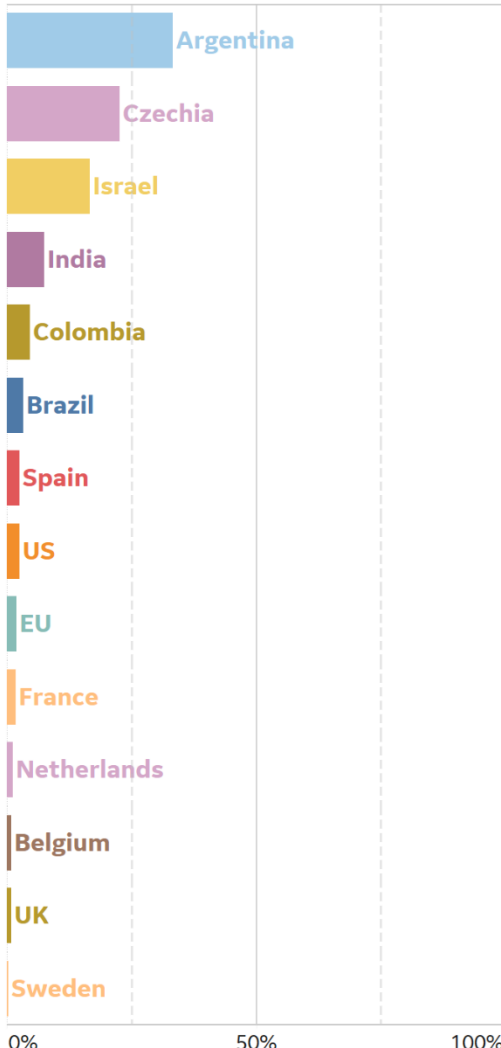
Confirmed Cases



Reported Recoveries



Reported Deaths

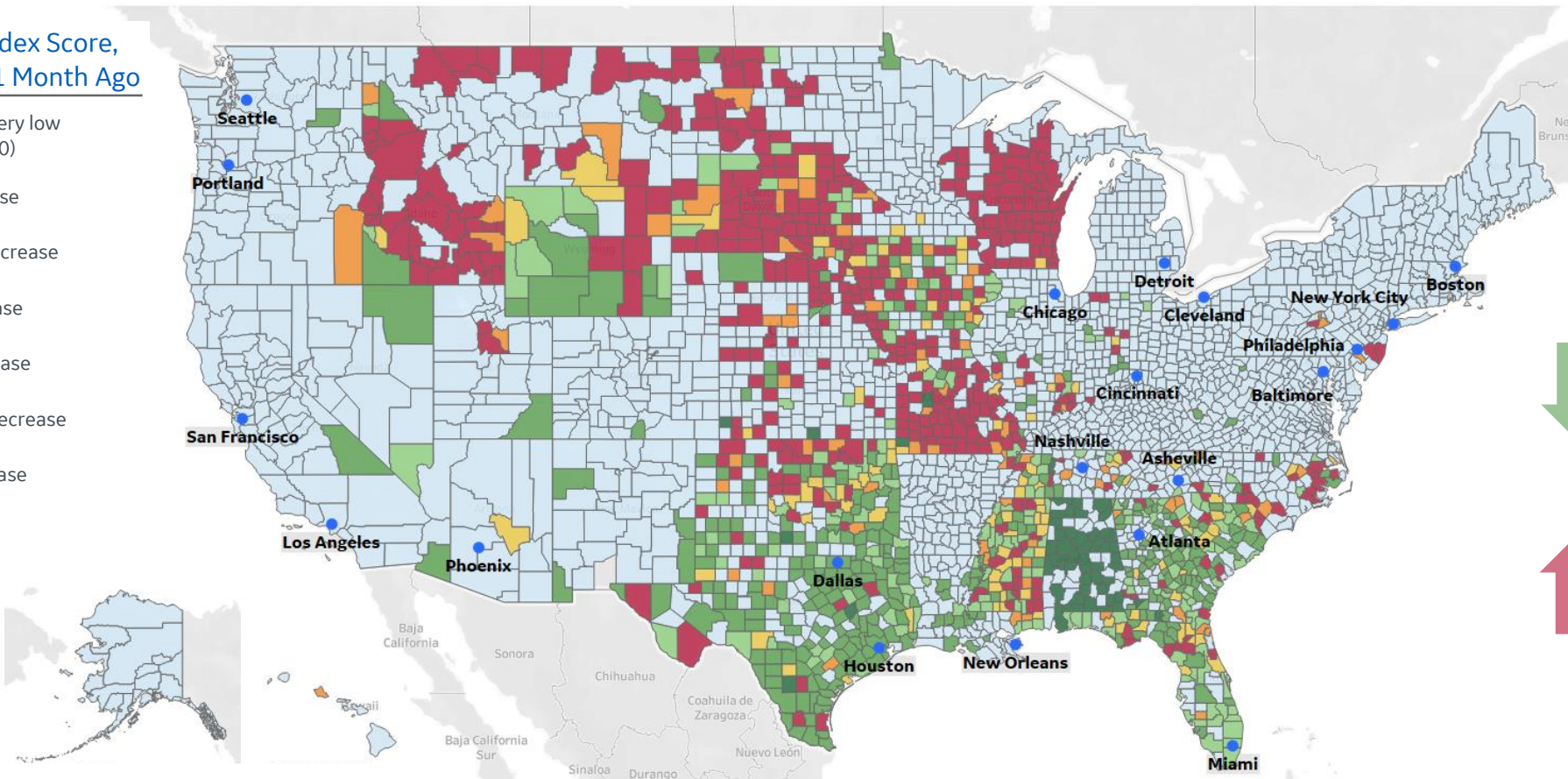
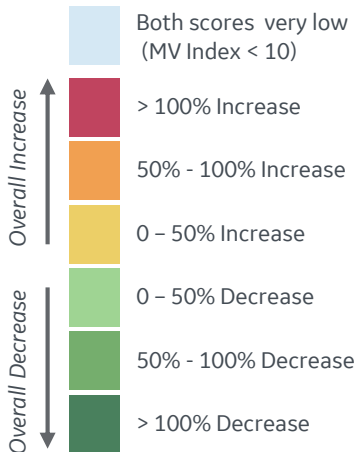




# Feature: US Multivariate Index

## % Change in Multivariate Index from 5 Sept to 5 Oct

% Change in MV Index Score,  
Today compared to 1 Month Ago



Over the last month...

61% of US Counties had  
**consistently low**  
MV Index scores (< 10)

11% of US Counties had an  
overall **decrease** in  
MV Index score of 50 - 100%

14% of US Counties had an  
overall **increase** in  
MV Index score of over 100%

MV Index = (RC + RD) \* RP

RD = 90 \* (D<sub>1</sub> + (D<sub>2</sub>/2) + (D<sub>3</sub>/3))  
RC = C<sub>1</sub> + (C<sub>2</sub>/2) + (C<sub>3</sub>/3)  
RP = Avg(Ppc, last 14 days)

### Legend

RC: Recent Cases, County  
RD: Recent Deaths, County  
RP: Recent Positivity, State

D: Deaths / 100K, daily new  
C: Confirmed Cases / 100K, daily new  
Ppc: % Positive Cases, daily new

1: 0-7 days ago  
2: 8-14 days ago  
3: 15-21 days ago







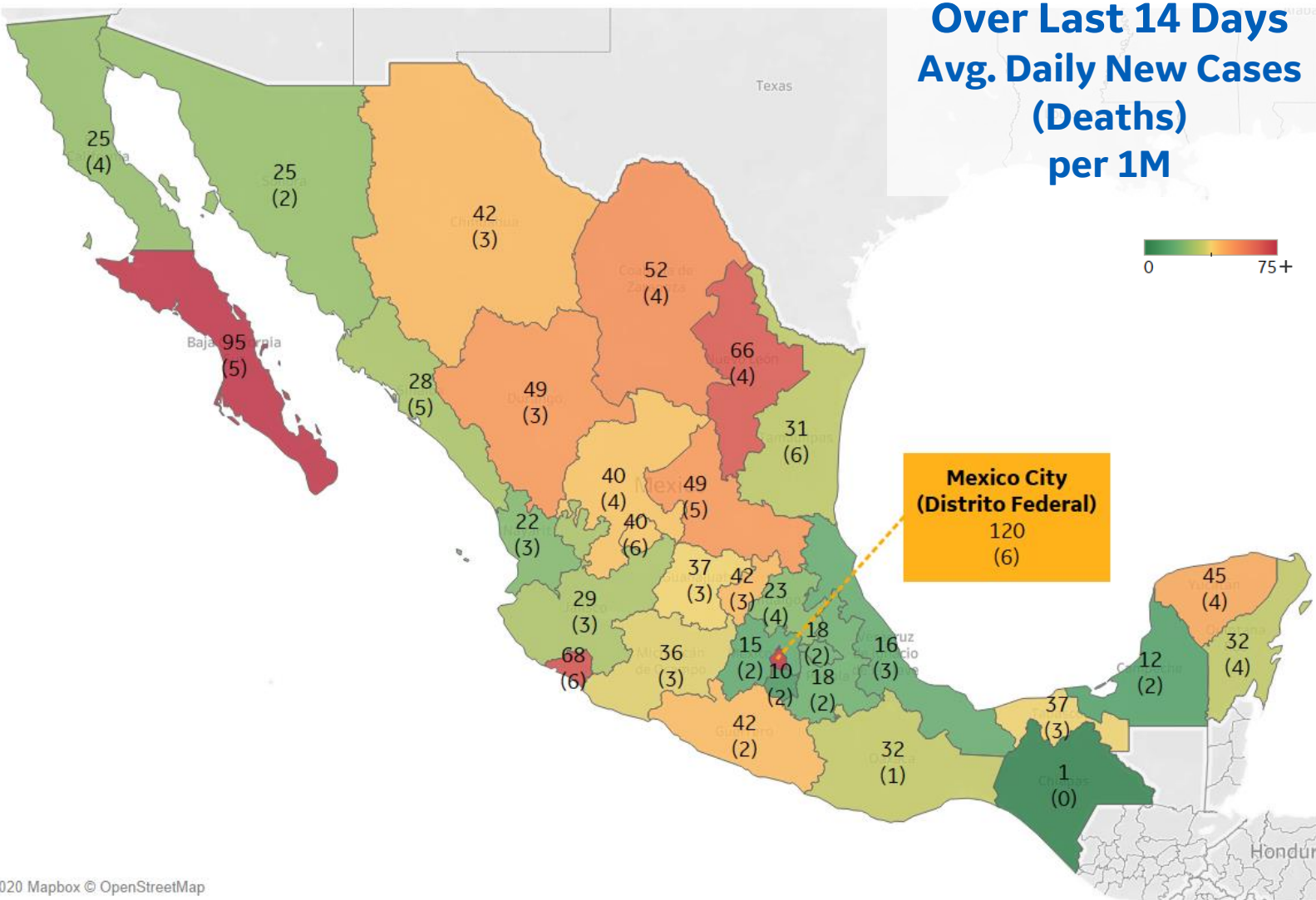


## Per 1M in Region

	Today	Change	*
Active Cases	294	+1%	
Confirmed	218 new	+4%	
Deaths	22 new	+4%	
Recovered	193 new	+4%	

## Most Daily New Cases / 1M

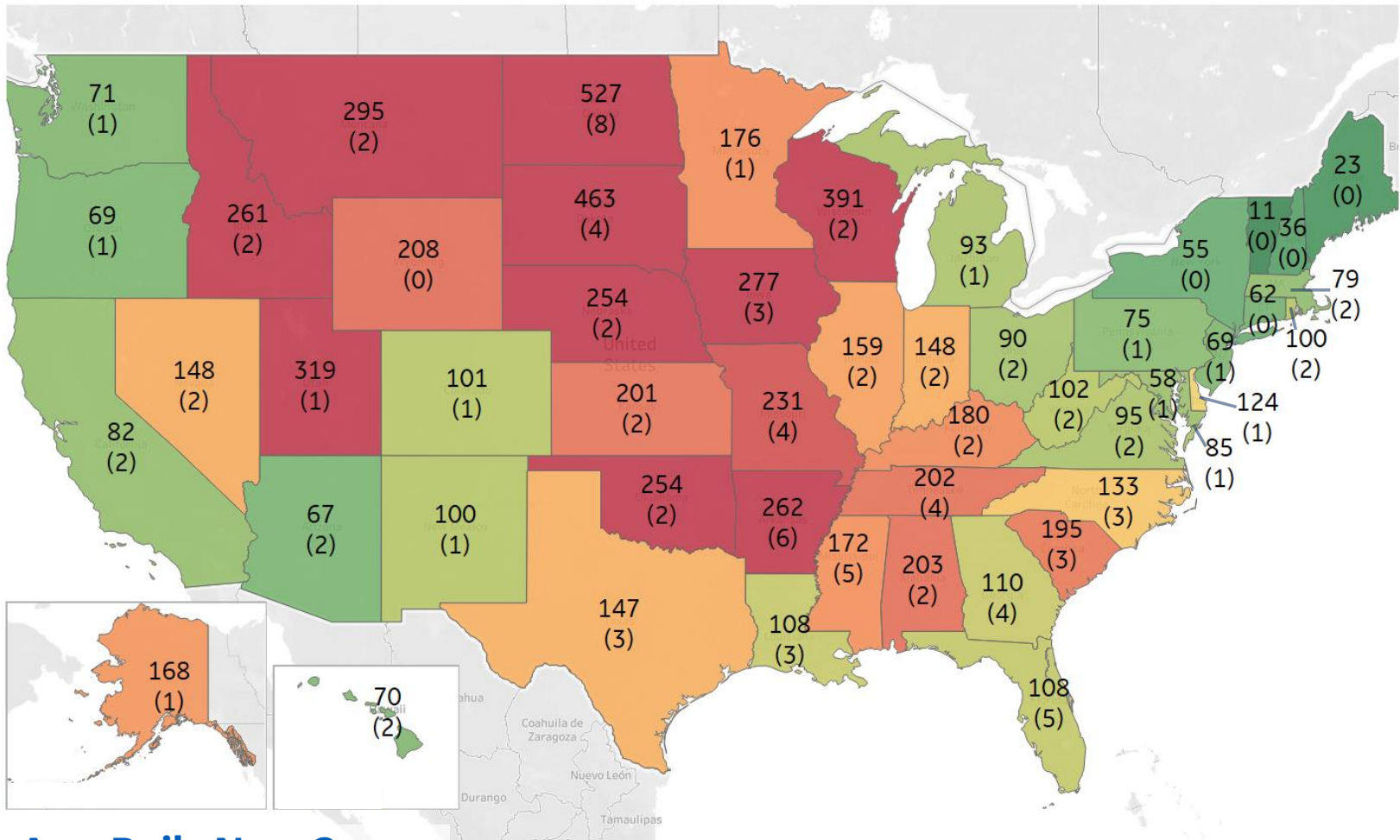
Distrito Federal	120
Baja California Sur	95
Colima	68
Nuevo León	66
Coahuila	52
Durango	49
San Luis Potosí	49
Yucatán	45
Chihuahua	42
Querétaro	42



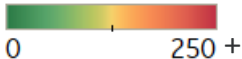
\*Data discrepancies for data reported 5 Oct from Mexican Government and Johns Hopkins Coronavirus Resource Center



## Over Last 14 Days...



Avg. Daily New Cases  
(Deaths)  
per 1M



Note: Scale different from other pages

## Top 10 by New Confirmed

Avg New Confirmed Cases / 1M

North Dakota	527
South Dakota	463
Wisconsin	391
Utah	319
Montana	295
Iowa	277
Arkansas	262
Idaho	261
Oklahoma	254
Nebraska	254

## Top 10 by New Deaths

Avg New Deaths / 1M

North Dakota	8
Arkansas	6
Mississippi	5
Florida	5
Missouri	4
Georgia	4
Tennessee	4
South Dakota	4
South Carolina	3
Texas	3

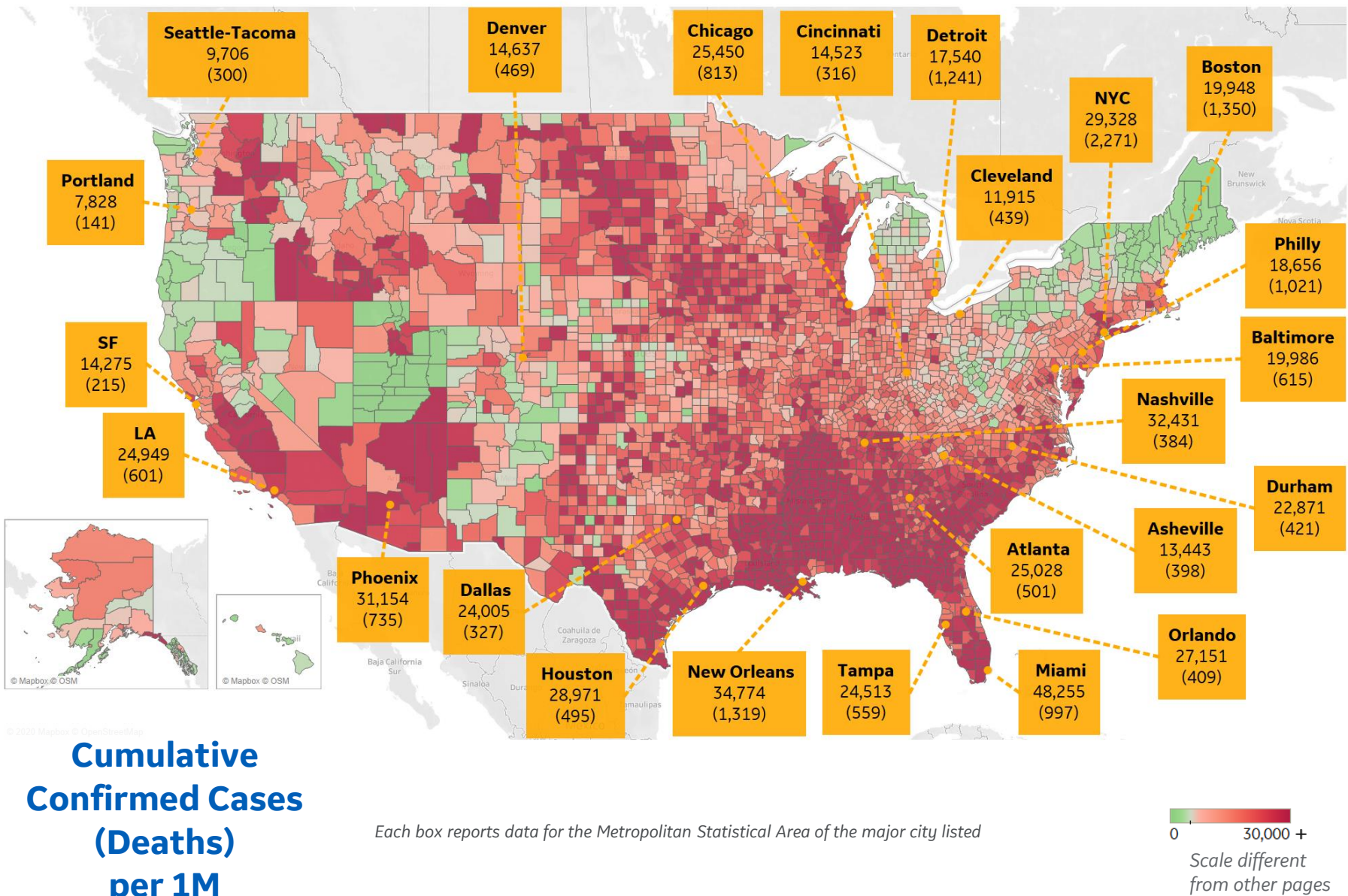




# US by County & Metro, Cumulative to Date

Updated 6 Oct 2020, 3:30 GMT

16



## Top 25 Counties

Cumulative Confirmed Cases / 1M

Miami-Dade County, FL	63,453
Nueces County, TX	57,155
Cameron County, TX	54,225
Webb County, TX	51,169
Rockland County, NY	49,329
Yakima County, WA	45,848
Jefferson Parish, LA	41,145
Lubbock County, TX	40,699
Broward County, FL	39,949
Westchester County, NY	39,809
Brown County, WI	39,623
Davidson County, TN	39,415
Escambia County, FL	39,250
Charleston County, SC	39,003
Passaic County, NJ	38,398
Richland County, SC	37,916
Hidalgo County, TX	37,562
Leon County, FL	37,053
Kern County, CA	36,093
Tulare County, CA	35,176
Nassau County, NY	34,860
East Baton Rouge Parish, LA	34,807
Galveston County, TX	34,454
Osceola County, FL	34,060
Shelby County, TN	33,975

**Note:** Includes counties  $\geq 250K$  population

\* New York City counties aggregated into one reporting area



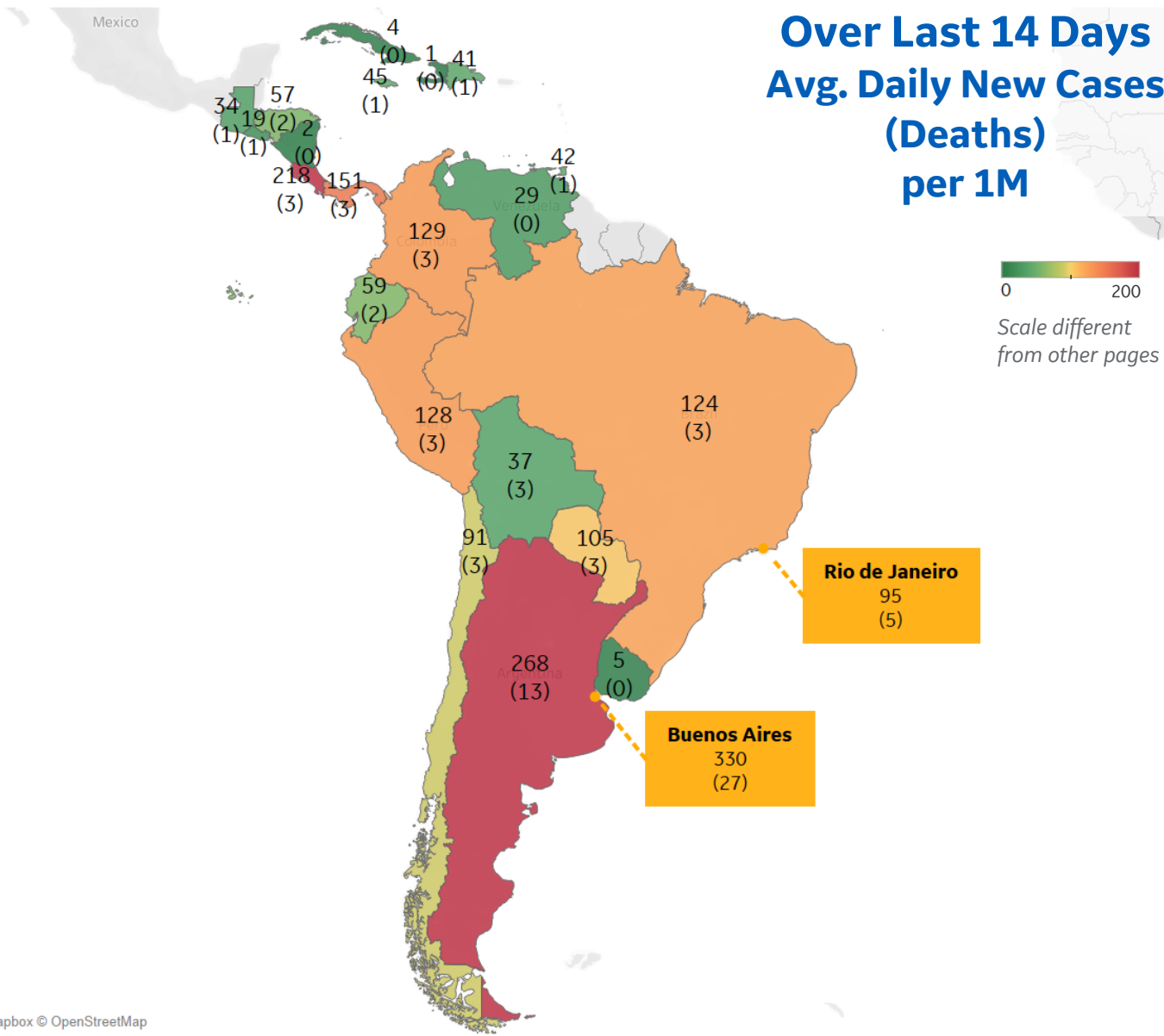
## Per 1M in Region

	Today	Change
Active Cases	1,745	-1%
Confirmed	85 new	+0.5%
Deaths	2 new	+0.5%
Recovered	107 new	+1%

## Most Daily New Cases / 1M

Argentina	268
Costa Rica	218
Panama	151
Colombia	129
Peru	128
Brazil	124
Paraguay	105
Chile	91
Ecuador	59
Honduras	57

\* Excludes regions with population < 1M





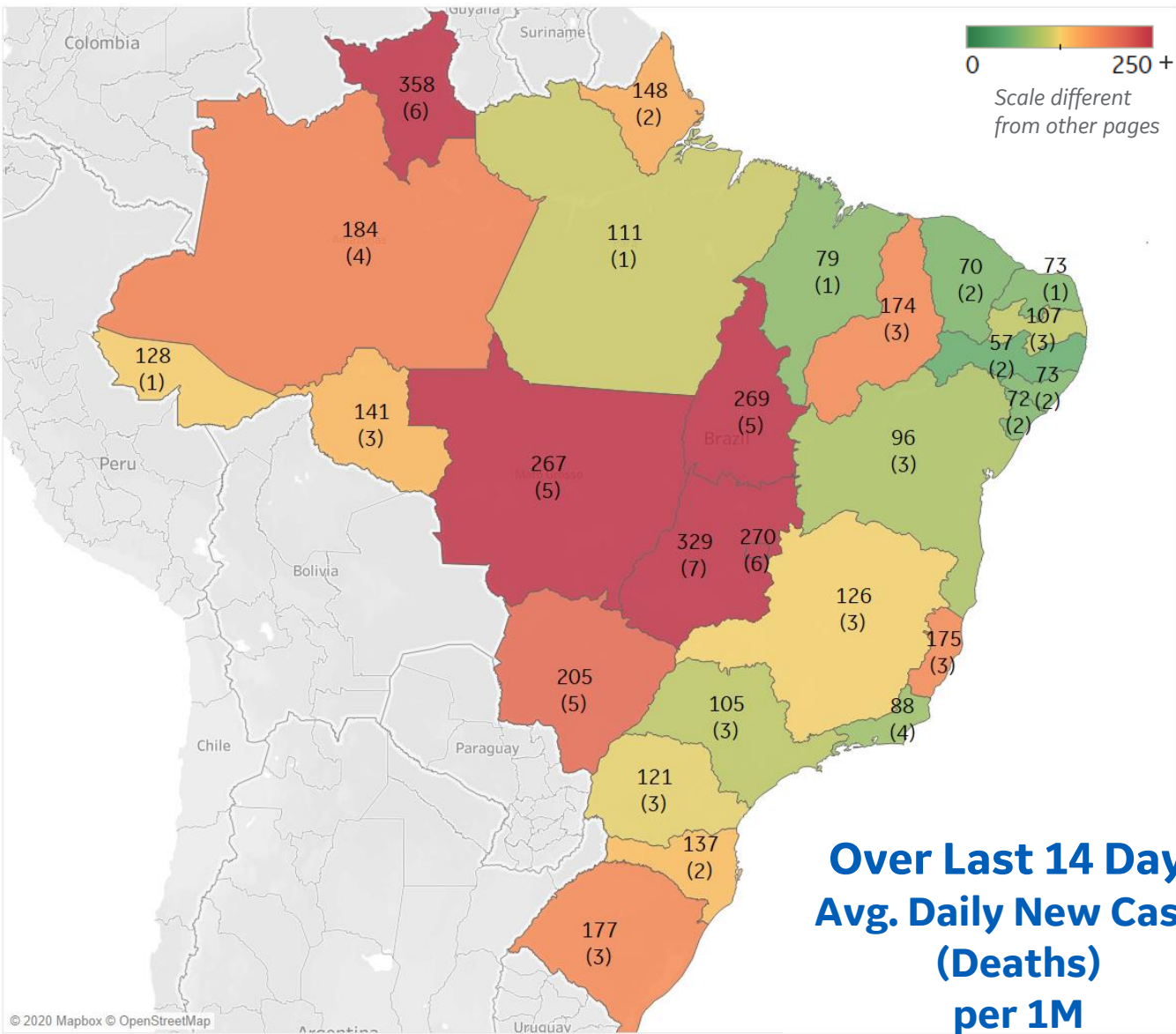
## Per 1M in Region

	Today	Change
Active Cases	1,800	-3%
Confirmed	56 new	+0.2%
Deaths	2 new	+0.2%
Recovered	106 new	+0.5%

## Most Daily New Cases / 1M

Goiás	329
Distrito Federal	270
Tocantins	269
MatoGrosso	267
MatoGrosso d..	205
Amazonas	184
Rio Grande do ..	177
Espírito Santo	175
Piauí	174
Rondônia	141

\* Excludes regions with population < 1M







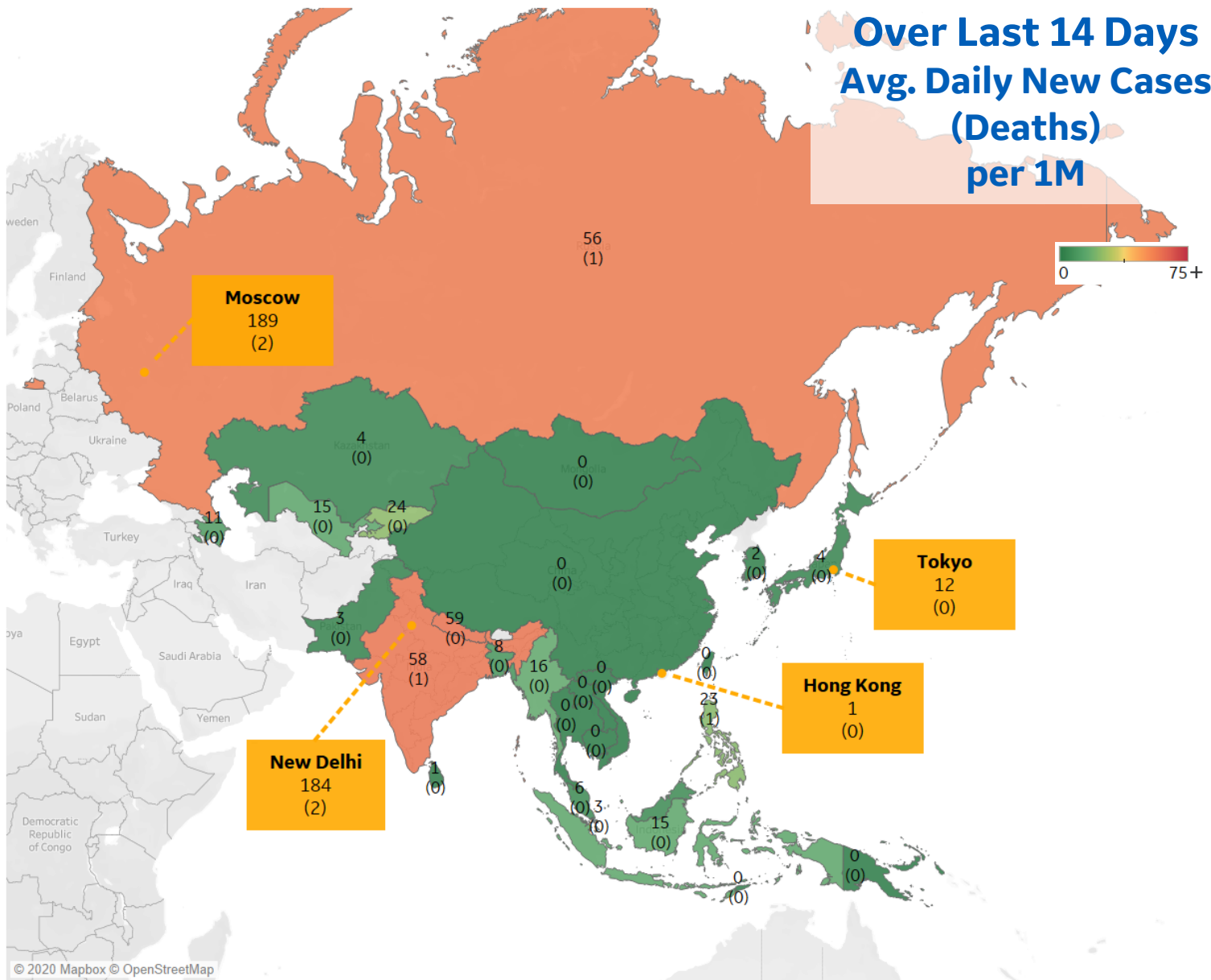
## Per 1M in Region

	Today	Change
Active Cases	321	+0%
Confirmed	20 new	+0.9%
Deaths	0.3 new	+0.8%
Recovered	21 new	+1%

## Most Daily New Cases / 1M

Nepal	59
India	58
Russia	56
Kyrgyzstan	24
Philippines	23
Myanmar	16
Indonesia	15
Uzbekistan	15
Azerbaijan	11
Bangladesh	8

\* Excludes regions with population < 1M





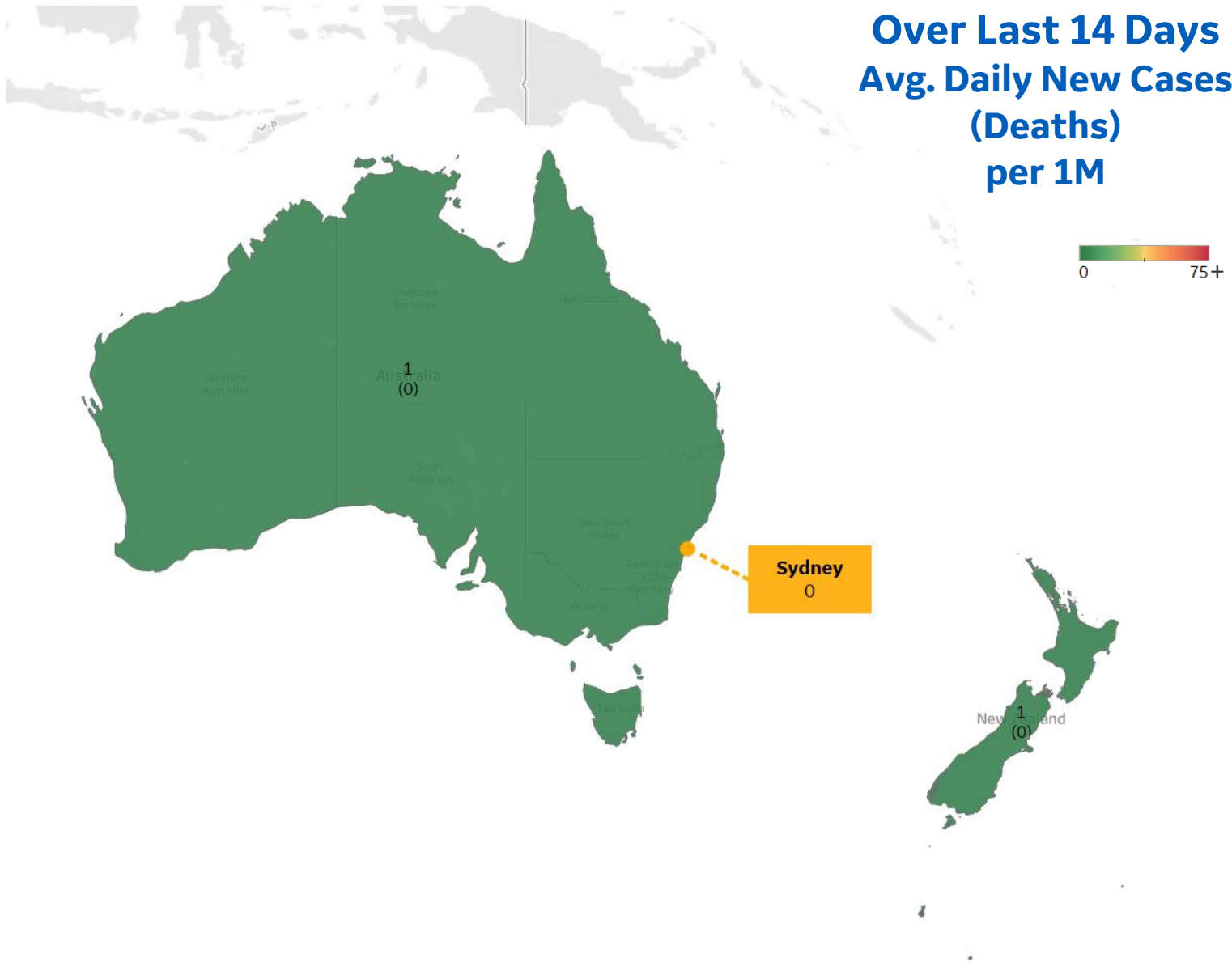
## Per 1M in Region

	Today	Change
Active Cases	46	+2%
Confirmed	1 new	+0.1%
Deaths	0.03 new	+0.1%
Recovered	1 new	+0.1%

## Most Daily New Cases / 1M

Australia	1
New Zealand	1

\* Excludes regions with population < 1M





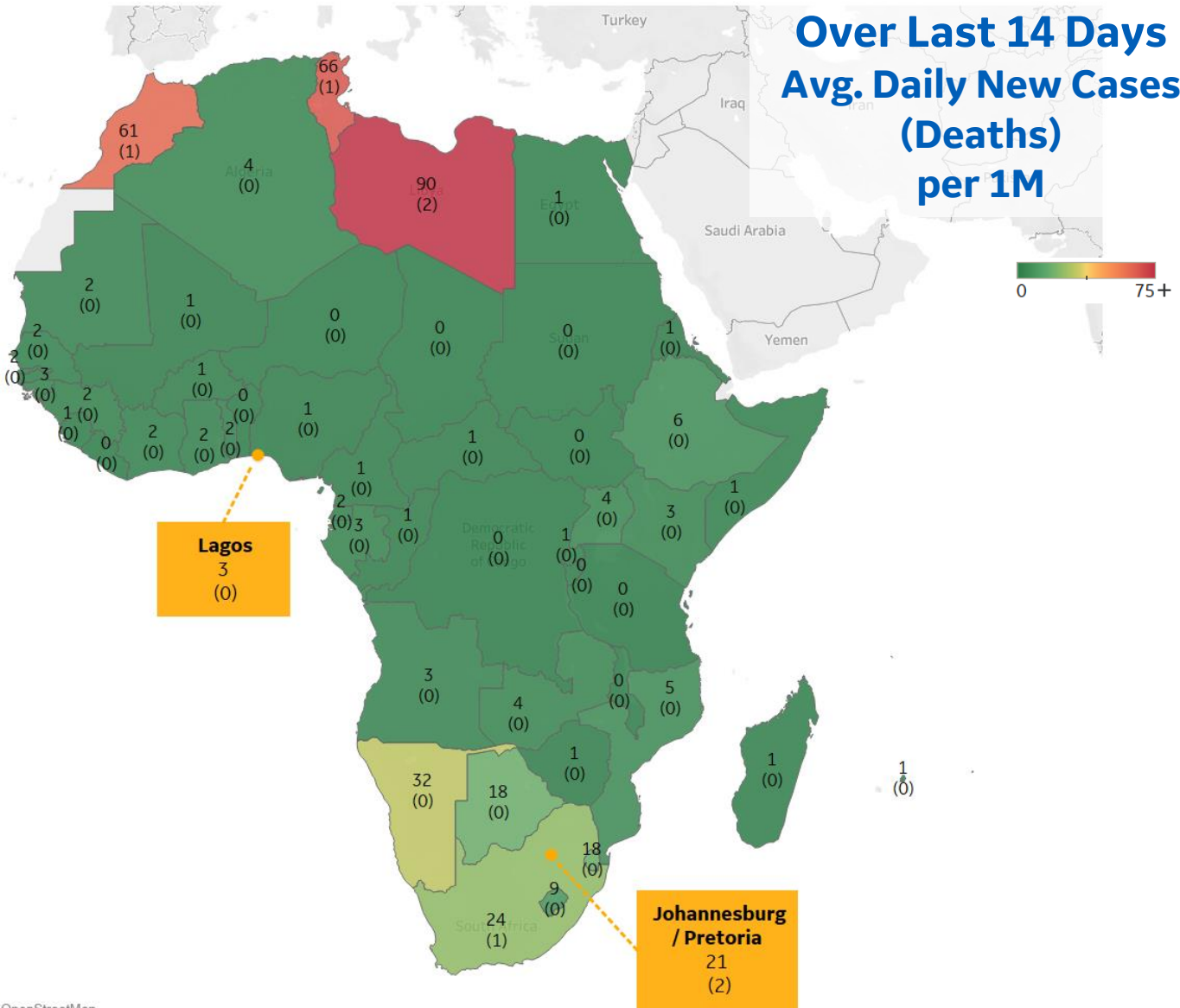
## Per 1M in Region

	Today	Change
Active Cases	165	-2%
Confirmed	4 new	+0.3%
Deaths	0.1 new	+0.4%
Recovered	6 new	+0.6%

## Most Daily New Cases / 1M

Libya	90
Tunisia	66
Morocco	61
Namibia	32
South Africa	24
Botswana	18
Eswatini	18
Lesotho	9
Ethiopia	6
Mozambique	5

\* Excludes regions with population < 1M





# Sources



*\*\* Per 1M = Per 1 Million Population unless otherwise noted*

**Johns Hopkins Coronavirus Resource Center:**

<https://coronavirus.jhu.edu/map.html>

**Worldometer Coronavirus Reporting:**

<https://www.worldometers.info/coronavirus/>

**Public Health England:**

<https://www.gov.uk/government/publications/covid-19-track-coronavirus-cases>

**US Department of Homeland Security, Homeland Infrastructure Foundation-Level Data:**

<https://hifld-geoplatform.opendata.arcgis.com/datasets/hospitals>

**City of New York, NYC Health:**

<https://www1.nyc.gov/site/doh/covid/covid-19-data.page>

**Chicago Coronavirus Latest Data:**

<https://www.chicago.gov/city/en/sites/covid-19/home/latest-data.html>

**National Health Commission of the PRC:**

<http://www.nhc.gov.cn/xcs/yqtb/202003/bf66696029ba420098164607240074f8.shtml>

**Korean Centers for Disease Control and Prevention:**

[http://www.cdc.go.kr/cdc\\_eng/](http://www.cdc.go.kr/cdc_eng/)

**CDC, Severe Outcomes Among Patients with Coronavirus Disease 2019 (COVID-19):**

<https://www.cdc.gov/mmwr/volumes/69/wr/mm6912e2.htm>

**Italian Department of Civil Protection, COVID Monitoring:**

<http://opendatadpc.maps.arcgis.com/apps/opsdashboard/index.html#/b0c68bce2cce478eaac82fe38d4138b1>

**The COVID Tracking Project:**

<https://covidtracking.com/data/>

**UK Office for National Statistics**

<https://www.ons.gov.uk/peoplepopulationandcommunity/birthsdeathsandmarriages/deaths/bulletins/deathsregisteredweeklyinenglandandwalesprovisional/weekending24april2020>

**COVID-19 Information for Switzerland:**

<https://www.corona-data.ch/>

**Provincial Health Services Authority of Canada. BC Center for Disease Control:**

<http://www.bccdc.ca/about/news-stories/stories/2020/information-on-novel-coronavirus>

**Secretary of Health, Mexico:**

<https://www.gob.mx/salud/en>

**OECD Economic Outlooks, Statistics:**

[https://www.oecd-ilibrary.org/economics/data/oecd-economic-outlook-statistics-and-projections\\_eo-data-en](https://www.oecd-ilibrary.org/economics/data/oecd-economic-outlook-statistics-and-projections_eo-data-en)

**Public Health Authority of Sweden:**

<https://www.folkhalsomyndigheten.se/smittskydd-beredskap/utbrott/aktuella-utbrott/covid-19/bekraftade-fall-i-sverige>

**National Public Health Agency of France:**

<https://www.santepubliquefrance.fr/regions/ile-de-france/documents/bulletin-regional/2020/covid-19-point-epidemiologique-en-ile-de-france-du-23-avril-2020>

**Florida Department of Health, COVID-19 Response:**

<https://floridahealthcovid19.gov>

**CDC:**

<https://www.cdc.gov/covid-data-tracker/index.html#demographics>

**CDC Provisional COVID19 Deaths Counts**

<https://data.cdc.gov/NCHS/Provisional-COVID-19-Death-Counts-by-Sex-Age-and-S/9bhg-hcku>

**Johns Hopkins Coronavirus Resource Center:**

<https://coronavirus.jhu.edu/map.html>

**WHO Europe, Surveillance Report:**

<http://www.euro.who.int/en/health-topics/health-emergencies/coronavirus-covid-19/weekly-surveillance-report>

**WHO Europe, Principles for Transition:**

<http://www.euro.who.int/en/media-centre/sections/statements/2020/statement-transition-to-a-new-normal-during-the-covid-19-pandemic-must-be-guided-by-public-health-principles>